



# **TENNESSEE TITANS 2008 MEDIA GUIDE**

*Celebrating 10 Seasons as the Titans*

*Preseason*

<u>DAY</u>	<u>DATE</u>	<u>OPPONENT</u>	<u>KICKOFF+</u>	<u>TV</u>
Saturday	8/9	<b>ST. LOUIS</b>	7:00 p.m.	WKRN
<i>LP Big Brothers Big Sisters Game</i>				
Friday	8/15	<b>OAKLAND</b>	7:00 p.m.	FOX
<i>AT&amp;T Boys &amp; Girls Club Game</i>				
Friday	8/22	at Atlanta	6:30 p.m.	WKRN
Thurs.	8/28	at Green Bay	6:00 p.m.	WKRN

*Regular Season*

<u>DAY</u>	<u>DATE</u>	<u>OPPONENT</u>	<u>KICKOFF+</u>	<u>TV</u>
Sunday	9/7	<b>JACKSONVILLE</b>	Noon	CBS
Sunday	9/14	at Cincinnati	Noon	CBS
Sunday	9/21	<b>HOUSTON</b>	Noon	CBS
Sunday	9/28	<b>MINNESOTA</b>	Noon	FOX
Sunday	10/5	at Baltimore	Noon	CBS
Sunday	10/12	BYE		
Sunday	10/19	at Kansas City	Noon	CBS
Monday	10/27	<b>INDIANAPOLIS</b>	7:30 p.m.	ESPN
Sunday	11/2	<b>GREEN BAY</b>	Noon	FOX
Sunday	11/9	at Chicago	Noon	CBS
Sunday	11/16	at Jacksonville	Noon*	CBS
Sunday	11/23	<b>N.Y. JETS</b>	Noon*	CBS
Thursday	11/27	at Detroit	11:30 a.m.	CBS
Sunday	12/7	<b>CLEVELAND</b>	Noon*	CBS
Sunday	12/14	at Houston	Noon*	CBS
Sunday	12/21	<b>PITTSBURGH</b>	Noon*	CBS
Sunday	12/28	at Indianapolis	Noon*	CBS

*+All Kickoff Times Central \*Times Subject to Change*

*Post-Season*

- Saturday, 1/3: AFC/NFC Wild Card Playoffs (NBC)
- Sunday, 1/4: AFC/NFC Wild Card Playoffs (CBS and FOX)
- Saturday, 1/10: AFC/NFC Divisional Playoffs (CBS and FOX)
- Sunday, 1/11: AFC/NFC Divisional Playoffs (CBS and FOX)
- Sunday, 1/18: AFC/NFC Championship Games (CBS and FOX)
- Sunday, 2/1: SB XLIII at Raymond James Stadium, Tampa, FL (NBC)
- Sunday, 2/8: AFC-NFC Pro Bowl in Honolulu, Hawaii (NBC)

Fingertip Info

## BAPTIST SPORTS PARK

Tennessee Titans  
460 Great Circle Rd.  
Nashville, TN 37228  
615-565-4000  
(same for training camp)

Coaching Staff

## TRAINING CAMP

- Baptist Sports Park (July 25 – Aug. 20)

Players

## LP FIELD/TICKET OPERATIONS

Tennessee Titans  
One Titans Way  
Nashville, TN 37213  
615-565-4200 (Ticket Dept.)  
615-565-4300 (LP Field Administration)  
(69,149 capacity)

Rookies

## TITANS' OFFICIAL WEB SITE

www.titansonline.com

2007 Season

## TITANS COLORS

Titans Blue (Pantone 279), Titans Navy (282),  
Titans Red (186), Titans Silver (877 metallic)

Records

## DIVISION/CONF./LEAGUE TITLES

- Two AFL Championships (1960, 1961)
- One AFC Championship (1999)
- Four AFL Eastern Division Championships (1960, 1961, 1962, 1967)
- One AFC South Division Championship (2002)
- Three AFC Central Division Championships (1991, 1993, 2000)
- Four AFL Championship Game Appearances (1960, 1961, 1962, 1967)
- Four AFC Championship Game Appearances (1978, 1979, 1999, 2002)
- One Super Bowl Appearance (XXXIV)
- 20 Playoff Appearances (1960, 1961, 1962, 1967, 1969, 1978, 1979, 1980, 1987, 1988, 1989, 1990, 1991, 1992, 1993, 1999, 2000, 2002, 2003, 2007)

History

Playoff History

Sidelines

## FRANCHISE TIMELINE

**1960 – 1996** . . . . . Houston Oilers  
**1997** . . . . . Team Relocates from Houston to Nashville  
**1997** . . . . . Tennessee Oilers (Liberty Bowl, Memphis)  
**1998** . . . . . Tennessee Oilers (Vanderbilt Stadium, Nashville)  
**1999 to Present** . . . . . Tennessee Titans

## TITANS/OILERS ALL-TIME RECORD

**Regular Season:** . . . . . 350-368-6  
Home: . . . . . 203-157-2  
Road: . . . . . 147-211-4  
As Titans: . . . . . 83-61-0  
As Oilers: . . . . . 267-307-6  
**Postseason:** . . . . . 14-18  
Home: . . . . . 6-4  
Road: . . . . . 8-13  
Super Bowl (XXXIV): . . . . 0-1

## FRANCHISE RECORD HOLDERS/CAREER

Rushing Yards . . . Eddie George (1996-03) . . . 10,009  
Passing Yards . . . Warren Moon (1984-1993) . 33,685  
Receiving Yards . . Ernest Givins (1986-1994) . 7,935  
Receptions . . . . Ernest Givins (1986-1994) . . . 542  
Interceptions . . . Jim Norton (1960-1968) . . . . 45  
Field Goals . . . . Al Del Greco (1991-2000) . . . 246  
Points . . . . . Al Del Greco (1991-2000) . . 1,060  
Touchdowns . . . . Eddie George (1996-2003) . . 74  
Wins (Coach) . . . Jeff Fisher (1994-Present) . . . 120  
Wins (QB) . . . . Steve McNair (1995-2005) . . . 81

## FRANCHISE RECORD HOLDERS/SEASON

Rushing Yards . . . Earl Cambell (1980) . . . . 1,934  
Passing Yards . . . Warren Moon (1991) . . . . 4,690  
Receiving Yards . . Charles Hennigan (1961) . . . 1,746  
Receptions . . . . Charles Hennigan (1964) . . . 101  
Interceptions . . . Fred Glick (1963) . . . . . 12  
Mike Reinfeldt (1979) . . . . . 12  
Field Goals . . . . Al Del Greco (1998) . . . . . 36  
Points . . . . . Al Del Greco (1998) . . . . . 136  
Touchdowns . . . . Earl Campbell (1979) . . . . . 19

## MEDIA GUIDE CREDITS

EDITORS: Gary Glenn, Robbie Bohren, Dwight Spradlin, Jared Puffer

PHOTOGRAPHY: Donn Jones, Getty Images, Titans Staff

PRODUCTION: R&S Printing Service, Inc., Nashville, TN

LAYOUT: Gary Glenn

EDITORS EMERITUS: Jack Scott, John Breen, Jim McLemore, Dan Downs, Jack Cherry, Mike McClure, Bob Hyde, Gregg Stengel, Chip Namias, Dave Pearson, Tony Wyllie (all former Oilers/Titans media relations directors)

SPECIAL THANKS: Brenda Saradjian, Linda Bell, Steve Cole, Bob Hyde, Larry Stone, Mike Keith, Chris Holmes, Shannon McLaughlin, Elias Sports Bureau, Santo Labombarda

2007 Attendance .....	508	Player Roster, All-Time.....	441
2007 Game-by-Game Defense .....	282	Playoff Game Summaries .....	522
2007 Game-by-Game Offense .....	281	Playoff Leaders, All-Time.....	513
2007 Game-by-Game Passing.....	283	Playoff Records, Individual .....	514
2007 Game-by-Game Punting .....	283	Playoff Records, Team .....	517
2007 Game-by-Game Receiving.....	285	Playoff Big Days/Top Performances.....	521
2007 Game-by-Game Rushing .....	284	Post-Season Record .....	512
2007 Game Summaries.....	270	Practice Squad, All-Time .....	448
2007 Player Participation .....	286	Preseason Results .....	422
2007 Playoff Statistics .....	288	Preseason Summary .....	424
2007 Preseason Statistics .....	287	Primetime Game Results .....	510
2007 Regular Season Statistics.....	279	Pro Bowl Leaders .....	290
2007 Defense/Special Teams Statistics.....	280	Pro Football Hall of Fame.....	466
Adams, Jr., K.S. "Bud".....	6	Quarterbacks, All-Time Starters .....	449
Adams in the Community.....	10	Receiving, Career 100-Yard Games .....	322
Attendance, All-Time .....	519	Records, Individual .....	304
Baptist Sports Park – Practice Facility .....	541	Record Section .....	289
Bullock, Elza.....	25	Records, Team.....	312
Charity Golf Classic .....	548	Reinfeldt, Mike .....	23
Coaches Roster, All-Time .....	440	Retired Jerseys .....	474
Coaching Staff .....	29	Rookie Player Bios .....	248
Community Relations Recap .....	544	Rookie Free Agent Bios .....	262
Draft Selections, All-Time .....	430	Roster, Alphabetical .....	266
Fingertip Information .....	2	Rushing, Career 100-Yard Games .....	322
Fisher, Jeff.....	16	Schedule, Titans 2008.....	1
Franchise Homes.....	477	Schedule, NFL 2008 .....	555
Free Agency History .....	439	Series Results, All-Time .....	425
Game-Winning Field Goals .....	319	Series Results/Summary, All-Time.....	424
Head Coaches Roster, All-Time .....	440	Shutouts, All-Time .....	318
History Section .....	325	Sidelines .....	539
Historical Highlights.....	479	Staff Directory .....	4
Home and Away Records .....	503	Staff Bios .....	47
Honors, All-Time .....	456	Staff Photos .....	61
Hottest/Coldest Games .....	504	Team Leaders, All-Time .....	290
How Roster Was Built.....	268	Ten Largest Margins .....	323
Hyde, Bob.....	26	Titans All-Access .....	543
Kaufman, Jenneen.....	27	Titans/Oilers Hall of Fame .....	475
League Leaders, All-Time .....	290	Titans Radio .....	542
LP Field.....	540	Titans Logos .....	455
MacLachlan, Don .....	22	Top Performances .....	320
Media Policy .....	558	Training Camp History .....	541
Medical Glossary .....	553	Two-Point Conversions, All-Time.....	317
Memoriums .....	63	Underwood, Steve .....	14
Month-by-Month Records .....	504	Veteran Player Bios.....	65
NFL Europa Roster, All-Time .....	449	Won/Loss Record .....	507
Ockenfels, Ralph.....	28	Year-by-Year Defensive Rankings .....	303
Oilers Logo History .....	476	Year-by-Year Leaders .....	294
Overtime Game Summaries .....	505	Year-by-Year Offensive Rankings.....	302
Others With Pro Experience .....	242	Year-by-Year Statistical Reviews .....	326
Passing, Career 100-Yard Games .....	322	Young, Vince.....	235
Playoff History .....	511		

Staff Directory  
Coaching Staff  
Players  
Rookies  
2007 Season  
Records  
History  
Playoff History  
Sidelines

## EXECUTIVES

Founder, Owner, Chairman of the Board, President and CEO .....K.S. “Bud” Adams, Jr.  
Owner and Vice Chairman of the Board.....Nancy N. Adams

### *Executive Vice Presidents*

Senior EVP, General Counsel/Exec. Asst. to Chairman of the Board .....Steve Underwood  
EVP and Head Coach .....Jeff Fisher  
EVP of Administration and Facilities .....Don MacLachlan  
EVP and General Manager.....Mike Reinfeldt

### *Vice Presidents*

Vice President/Assistant General Counsel.....Elza Bullock  
Vice President/Community Relations .....Bob Hyde  
Vice President/Controller.....Jenneen Kaufman  
Vice President/Marketing.....Ralph Ockenfels

## COACHING STAFF

Offensive Coordinator .....Mike Heimerdinger  
Defensive Coordinator .....Jim Schwartz  
Assistant Head Coach/Linebackers .....Dave McGinnis  
Defensive Assistant/Quality Control .....Matt Burke  
Running Backs .....Earnest Byner  
Defensive Backs.....Chuck Cecil  
Assistant Special Teams.....Marty Galbraith  
Wide Receivers.....Fred Graves  
Quarterbacks .....Craig Johnson  
Special Teams .....Alan Lowry  
Offensive Line .....Mike Munchak  
Assistant Secondary .....Marcus Robertson  
Defensive Line .....Jim Washburn  
Strength and Conditioning .....Steve Watterson  
Tight Ends.....John Zernhelt

## FOOTBALL OPERATIONS

Senior Director of Football Administration .....Vincent Marino  
Director of Player Development.....Tina Tuggle  
Equipment Manager .....Paul Noska  
Assistant Equipment Manager.....Joey Barranco  
Equipment Assistant.....Matt Thompson  
Video Director .....Anthony Pastrana  
Assistant Video Director .....Craig Patterson  
Executive Assistant to EVP and Head Coach.....Sharon Rhome  
Executive Assistant to EVP/General Manager .....Alesia Bradley  
Administrative Assistant/Coaching .....Dowell Loggains  
Administrative Assistant/Coaching .....Richie Wessman  
Administrative Assistant to Senior EVP/General Counsel .....K.S. Adams, IV  
Administrative Assistant to EVP/General Manager.....Bradley P. Wasilition  
Assistant to Strength & Conditioning Coach .....Jason Novak

### *Medical Staff*

Head Athletic Trainer .....Brad Brown  
Assistant Athletic Trainer.....Don Moseley  
Assistant Athletic Trainer.....Geoff Kaplan  
Team Physician .....Dr. Thomas Byrd  
Team Physician .....Dr. Burton F. Elrod  
Team Physician.....Dr. Craig Rutland  
Team Physician .....Dr. John Williams

### *Player Personnel/Development*

Director of Pro Scouting.....Lake Dawson  
National Supervisor of College Scouting .....C.O. Brocato  
Director of College Scouting - Eastern Region.....Mike Ackerley  
Scouting Coordinator.....Blake Beddingfield  
College Scout .....Ray Biggs

College Scout.....	Johnny Meads
College Scout .....	Phil Neri
College Scout.....	Cole Proctor
College Scout.....	Richard Shelton
College Scout.....	Marvin Sunderland
Pro Personnel Assistant .....	Jon Salge
Pro Personnel Assistant.....	Brandon Taylor
Administrative Assistant/Scouting .....	Lauren Pedde
Scouting Consultant.....	Bo Bolinger

## **ADMINISTRATION**

Senior Director of Sales and Operations.....	Stuart Spears
Operations Manager .....	Brent Akers
Marketing Manager .....	Brad McClanahan
Executive Assistant to EVP of Administration and Facilities.....	Lynne McCracken
Administrative Assistant to EVP of Administration and Facilities .....	Anthony Darby
Director of Broadcasting .....	Mike Keith
Director of Information Systems.....	Russ Hudson
Assistant Director of Information Systems .....	Craig Pelat
Director of Internet Operations/Publications.....	Gary Glenn
Manager of Community Relations .....	Tresa Halbrooks
Accountant .....	Rhonda Smith
Assistant General Counsel .....	Blu Whipple
Director of Security.....	Steve Berk
Director of Cheerleaders.....	Stacie Kinder
Mascot Coordinator .....	Pete Nelson
Team Mascot .....	T-Rac

### **Media Relations**

Director of Media Relations.....	Robbie Bohren
Assistant Director of Media Relations.....	Dwight Spradlin
Media Relations Assistant .....	Jared Puffer

### **Tickets**

Senior Director of Ticketing.....	Marty Collins
Assistant Director of Ticket Operations .....	Tim Zenner
Assistant Ticket Manager .....	Josh Ward
Ticket Office Assistant .....	Christa Roberts
Ticketing/Hospitality Club Member Manager.....	Anthony Hall
Director of Suite Sales and Services.....	Bill Wainwright

## **FRONT OFFICE STAFF**

Accounting Services .....	Gwen Hernandez
Payroll/Accounting Services.....	Shannon McPeters
Executive Assistant to the Owner/Chairman/President/CEO .....	Linda Bell
Executive Assistant to the Owner/Chairman/President/CEO .....	Brenda Saradjian
Executive Assistant to Senior EVP, General Counsel .....	Jorene Martin
Assistant to VP/Assistant General Counsel .....	Cindy Zermeño

## **LP FIELD & BAPTIST SPORTS PARK MANAGEMENT**

General Manager.....	Walter Overton
Head Groundskeeper.....	Terry Porch
Facilities Manager .....	Dempsey Henderson
Facilities Coordinator.....	Mark Brant
Maintenance Staff .....	James Bohling
Maintenance Staff .....	Jose Medrano
Maintenance Staff .....	Jose Reyes
Maintenance Staff .....	George Sargent
Groundskeeper.....	Jay Goehring
Audio/Visual.....	Derek Amelunke
Operations Assistant .....	Lorena Hollingsworth
Receptionist .....	Pat Walden

Founder, Owner,  
Chairman of the Board,  
President and CEO



Adams

Coaching Staff

Players

Rookies

2007 Season

Records

History

Playoff History

Sidelines

Entering his 49th year as Founder, Owner, Chairman of the Board, President and CEO of the Titans/Oilers franchise, K.S. "Bud" Adams, Jr. is an enduring figure in the NFL. As one of the original team owners in the American Football League, he has guided his franchise to new heights since relocating to Nashville in 1997, posting five playoff appearances, including an AFC Championship (1999), AFC Central title (2000), AFC South title (2002), AFC Championship appearance (2002) and Wild Card teams in 2003 and 2007. He is one of only four current NFL owners to reach the 350-win plateau – Adams, Ralph Wilson (Buffalo), Dan Rooney (Pittsburgh) and Al Davis (Oakland/Los Angeles).

A native of Bartlesville, Okla., Adams' interest in sports was first displayed while at Culver Military Academy where he earned letters in football, basketball and baseball. Upon graduation from Culver in 1940, Adams attended Menlo College (California), lettering in both rugby and football. Adams then transferred to the engineering school at the University of Kansas where he also lettered in football for the Jayhawks. During his days at KU, Adams met his future wife Nancy Neville and began his loyal affiliation with Sigma Chi Fraternity.

In 1942, while still in school at KU, Adams joined the U.S. Naval Reserve. In July 1943, he was called to active duty in the Navy's V-12 college program, which allowed him to continue in school. In early 1944, he received orders to report to Midshipman

Officer Specialty School at Notre Dame where he earned his Navy ensign commission in an accelerated 60-day program. He was sent overseas



*Adams enters his 49th season as Founder, Owner, Chairman of the Board, President and CEO of the Titans/Oilers franchise.*

and was assigned to a PAC-Fleet carrier unit, where he served as an aviation engineering officer. He returned to the U.S. in December 1945. Lt. j.g. Adams served as an aide in the U.S. Navy's Congressional Liaison Office in Washington, D.C. prior to his discharge in 1946.

Adams parlayed a 1946 chance stop in Houston, resulting from fog that grounded his plane, into a highly successful and diversified business empire which ranks him among the prominent businessmen in the country.

In 1946, Adams started ADA Oil Company, which was a forerunner of the publicly-held American Stock Exchange-listed Adams Resources & Energy, Inc. (AE), an energy company engaged in the business of marketing

crude oil, natural gas and petroleum products; tank truck transportation of liquid chemicals; and oil and gas exploration and production. Adams' other business interests include extensive farming and ranching in California and Texas, cattle feeding, real estate, automobile dealerships and leasing. He has been a longtime collector of Western art and Native American artifacts.

During his early business career, Adams, a year-round sports fan, was an avid sponsor of amateur and AAU teams in basketball and softball. His ADA Oilers were a perennial power in the National Industrial Basketball League in the '50s, capturing third place in the national AAU tournament in 1956. His interest in sports was further evidenced by past ownership participation in professional baseball, basketball and boxing.

Football history was made in Adams' office in Houston on Aug. 3, 1959, where he and Lamar Hunt held a press conference to announce the formation of the new American Football League, which would begin playing in 1960. Hunt would have a team in Dallas, Adams would have a team in Houston, and other teams would be forthcoming.

In his fifth decade as founder, owner, chairman, president and CEO of the Tennessee Titans (formerly Houston Oilers and Tennessee Oilers), the hard-working and aggressive Adams has made professional football history numerous times. In 1968, Adams' Oilers became the first AFL/NFL team to play its home games indoors by moving into Houston's Astrodome. A team rich in tradition and pride, the Oilers were the dominant team in the American Football League during the 10-year era (1960-69), playing in the championship game four times (1960, 1961, 1962, 1967) - and winning twice



*Adams honored Bruce Matthews (right) during a special on-field presentation in which the long-time franchise offensive lineman received his Hall of Fame ring.*

consecutively (1960, 1961); earning four AFL Eastern Division Championships (1960, 1961, 1962, 1967); and making the playoffs five years out of 10 (1960, 1961, 1962, 1967, 1969). In 1970, the AFL merged into the expanded NFL, and Adams' teams made the playoffs 15 times (1978, 1979, 1980, 1987, 1988, 1989, 1990, 1991, 1992, 1993, 1999, 2000, 2002, 2003, 2007). In fact, the Oilers' streak of seven consecutive playoff appearances (1987-93) was the longest streak in the NFL during that time span. In 2002, the franchise captured its fourth division title and first AFC South crown after winning the AFC Central division in 1991, 1993 and 2000.

The Houston Oilers played their final season in 1996 at the Houston Astrodome. In 1997, Adams led the National Football League into the Mid-South region, the last untapped area without a major professional sport. That feat allowed his team to be the first NFL franchise to call "the Volunteer State" home. During construction of the stadium in Nashville, the Tennessee Oilers played the 1997 season at the Liberty Bowl in Memphis, and the 1998 season at Vanderbilt Stadium in Nashville.

On July 29, 1998, Adams announced that the Oilers' name would be changed beginning with the 1999 season. The Oilers' name was retired by



the NFL – a first in league history – allowing the Tennessee franchise to retain the team's winning tradition, and launching a new era in the Mid-South.

The Tennessee Titans made their debut in 1999. In Greek mythology, Titans were men of strength and power. The Titan Prometheus brought fire to man, and the new Tennessee Titans brought fire to the football fans in the Mid-South during a very memorable inaugural season, unveiling a new name, stadium, training facility, logo, uniform and colors. Adams personally selected T-Rac as the team's new mascot.

selections, including one AFL, two NFL Most Valuable Players and five offensive or defensive Rookies of the Year. Also, eight of Adams' players, including Bruce Matthews in 2007, have been inducted into the Pro Football Hall of Fame in Canton, Ohio. In each of the past two seasons, Adams was nominated for the Pro Football Hall of Fame as a special contributor. In recognition of the 40th season of the Houston Oilers/Tennessee Titans organization, Adams created an official team Hall of Fame that features players and staff from the past, while creating a special place for

Titans stars of the future to be recognized.

Adams is currently a working member on several prominent NFL committees, including the NFL's Finance, Hall of Fame, Legislative and Audit Committees; and he is a Trustee for the NFL Trust. Very active in national, state and local programs, Adams is on the Board of Directors of the Cherokee Indian National Historical



*Adams annually teams with LP Building Products to sponsor a Habitat for Humanity home for a Nashville family.*


In nine seasons as the Titans, the franchise has won the American Football Conference Championship for the 1999 season (culminating in a trip to Super Bowl XXXIV in Atlanta, where the Titans were defeated by the Rams in one of the most exciting games in Super Bowl history), captured the AFC Central Division Championship (2000) and AFC South Division Championship (2002), built an enormous home field advantage (45-27 record at home) and the loyalty of millions of fans across the nation and throughout the world. The popularity of the Titans has translated into 103 consecutive sell-outs at LP Field (through 2008).

During Adams' illustrious career, 59 of his players have been Pro Bowl

Society; the Board of Trustees of the Pro Football Hall of Fame in Canton, Ohio; the Board of Directors of the Boy Scouts of America - Sam Houston Area Council; and a Lifetime Director of The Hundred Club in Houston. He is a Governor Emeritus of the Sigma Chi Fraternity Foundation; an Emeritus Trustee of the Culver Educational Foundation; and a Lifetime Director of the Houston Livestock Show and Rodeo. In Tennessee, he is on the Board of Directors of the Middle Tennessee Council of the Boy Scouts of America; a member of the Nashville Chamber of Commerce, and on the Board of Trust of the 100 Club of Nashville.

Adams has received numerous awards through the years. Most recent-

ly, he was awarded the inaugural Lamar Hunt Award for Professional Football by the Committee of 101. The award honors those of visionary leadership who have helped the NFL reach preeminent status and was given jointly to the "Foolish Club," the original founders of the AFL. In October 2006, he was inducted into the Menlo College Athletic Hall of Fame. In February 2006, he was inducted into the Tennessee Sports Hall of Fame, becoming the first member of the organization to enter the state hall. In June 2005, he was given the Jack Smith Leadership Award recognizing his West Point Buick dealership in Houston as Dealer of the Year. Tennessee Governor Phil Bredesen appointed him Colonel Aide de Camp for the State of Tennessee in October 2004. The Tennessee General Assembly honored him and the Titans at the State Capitol in March 2001. He was awarded the Community Spirit Award by the Nashville Sports Council at the 3rd Annual American General Dinner of Champions in February 2001; was honored by the Cherokee National Historical Society at a dinner at the Gilcrease Museum in Tulsa, Okla., in September 2000; was honored at Tennessee State University in August 2000; was the recipient of the Lamar Hunt Outstanding Pro Football Executive Award for the year 2000 from the All-American Football Foundation; and in March 2000, he received the National Multiple Sclerosis Society's Silver Hope Chest Award in Nashville. In 1997, he was honored by Sigma Chi Fraternity with a formal portrait and bust on permanent display in the foyer and museum of their Evanston, Ill., headquarters. He was inducted into Culver Academy's Athletic Hall of Fame in the inaugural class in 1994. In 1991,



*Through Adams' efforts, more than \$1.7 million has been raised for statewide charities through the Titans License Plate program.*

he was given the Order of Constantine from Sigma Chi, which is the highest honor that fraternity can bestow. In 1990, he was given Sigma Chi Foundation's Semi-Centennial Award.

Other noteworthy honors bestowed upon Adams in the past have included the 1988 prestigious "Golden Buckle Award" from the Greater Houston Convention and Visitors Bureau; and the 1987 Distinguished American Award, presented jointly by the Houston Chapter of the National Football Hall of Fame and the Houston Athletic Committee (Chamber of Commerce). He was named 1983 "King Capon" by Bill Williams' Annual Capon Charity Dinner, Inc.; 1981 "Man of the Year" by Culver Military Academy; 1981 "Outstanding Chief Executive Officer" by Financial World Magazine; 1980 "Distinguished Alumnus" by California Community and Junior College Association; 1969 "Westerner of the Year" by the Houston Farm and Ranch Club; 1963 "Significant Sig" by Sigma Chi Fraternity; 1961 "Mr. Sportsman" by the Interfaith Charity Group; and 1960 "Houston Salesman of the Year" by the Houston Sales Association.

Adams and his wife Nancy will celebrate their 62nd wedding anniversary in October 2008. They have two daughters: Susie Smith and Amy Strunk, and seven grandchildren. Their son Kenneth S. Adams III is deceased.



*Mr. and Mrs. Adams have generously donated their time and resources to the greater Nashville community and the state of Tennessee.*

Football fans in the Mid-South applauded the relocation of the Titans to Tennessee in 1997, but local charities should raise a cheer as well. Since the Titans moved to Tennessee, local charities have seen approximately \$17 million flow into their organizations as a direct result of the Titans and the NFL. The great majority of the money and gifts have come from Mr. Adams and the Titans Foundation.

In recognition of his many charitable endeavors, the Nashville Sports Council presented the "2000 Community Spirit Award" to Adams at their annual Dinner of Champions on Feb. 1, 2000. The award was given for Adams' "countless charitable contributions that helped so many in the Metro Nashville community during 1999."

Mr. and Mrs. Adams established the Tennessee Titans Foundation in 1999 with an initial gift of \$500,000. The Foundation offers financial support and other resources to non-profit organizations. The largest fundraiser for the Titans Foundation is the annual Titans Charity Golf Classic, which has generated in excess of \$1.3 million in ten events.

The Titans license plate has been a

great success as fans can show support for the team on their vehicle. In four years, the Titans specialty plate has generated more than \$1.7 million for Tennessee charities through the Titans Foundation. In addition to the Tennessee Arts Commission, the following 10 organizations receive equal shares from the proceeds of the plate sales:

- Baptist Hospital Maternity/Birthing Center
- Boys & Girls Clubs of Tennessee
- Boy Scouts of Tennessee
- Camp Discovery
- Fisk University Scholarship Fund
- Girl Scouts of Tennessee
- Jason Foundation
- St. Jude's Children Research Hospital
- Tenn. St. University Scholarship Fund
- Vanderbilt Children's Hospital

Adams' most recent gift was \$500,000 to Baptist Hospital (Nashville) this spring that was designated for the hospital's Obstetrics expansion project and will result in the "Bud and Nancy Adams and Tennessee Titans Family Waiting Area," and now brings the total to \$675,000 given to Baptist Hospital.

The Titans contributed more than \$5 million over the last 10 years (1999-2008) to the NFL's Youth Football Fund, and over \$1.4 million has been allocated within the Titans' market. The fund improves youth football programs and facilities worldwide. Locally, the fund is responsible for improving 12 area fields, including 10 Metro Nashville schools and two in Dickson County, Tenn.

Youth football is also being addressed through the Titans sponsorship of the TSSAA Mr. Football Awards, which honor the best high school players from the state each year.

Over the last nine years (1999-2007), \$5.5 million has been raised for approximately 130 charitable organizations through volunteers working in

LP Field concession booths. The money volunteers would have been paid instead went to their favorite charities, all of which benefited from Titans home games being played.

Adams initiated the "Titans Join the Team Scholarship Program" that ran from 2005-07. The program rewarded high school athletes throughout the state of Tennessee with scholarships for community service. The program generated over \$500,000 in scholarship money and 30,000 service hours in communities throughout Tennessee. The Titans also worked with AmSouth and Channel 5 in co-sponsoring "America's Fund" which raised \$664,000, including a \$75,000 personal gift from Mr. and Mrs. Adams and \$25,000 from the Titans organization, for victims of the Sept. 11 tragedies.

Adams' gifts have not been limited to cash donations. He gave the "trip of a lifetime" to Super Bowl XXXIV in Atlanta to 40 Nashville teenagers and 10 chaperones that were chosen from six local charities. "Bud's Kids" were treated to 50-yard-line seats and a three-night stay at the Titans' team hotel and a trip home on the team's 747-charter airplane.

Adams donated Super Bowl tickets to the Nashville Red Cross during a time when their available blood supply was at a critically low stage. Blood donors were eligible to win two Super Bowl tickets, and the "Super Bowl Blood Drive" resulted in 3,549 pints of blood, one of the most successful drives in the history of Nashville.

Adams donated a pair of Super Bowl tickets to be raffled off to help pay medical expenses for Kaia Jergenson, a member of the David Lipscomb University women's basketball team, who lost her legs due to bacterial meningitis.

The team's historic 1999 Super Bowl season saw Adams get heavily involved in area schools with three unique programs. He established a

statewide art contest that spotlighted the importance of art in education and also added some Tennessee artistic flair to LP Field.

The art contest was open to high school students (grades 9-12) and resulted in 150 winning entries that hung in the suites at the stadium. One winner from each grade won \$1,000 with runners-up in each grade winning \$750 each. Adams rewarded area sixth, seventh and eighth grade students for their hard work by donating 3,500 pairs of tickets to the inaugural game versus the Falcons.

Adams and his wife Nancy have given generously to many charitable organizations over the years. After Tropical Storm Allison devastated the Houston area in June 2001 with more than 30 inches of rain, Adams contributed \$100,000 to the "Spirit of Texas Fund" established by the Red Cross to aid flood victims. Houston Texans owner Bob McNair and NFL Charities also contributed \$100,000 each for a combined gift of \$300,000 to the fund.

In 1998, Mr. and Mrs. Adams teamed with NFL Charities to donate \$200,000 to help families in East Nashville following a devastating tornado.

He purchased more than 500 copies of "Tennessee: A History" and presented them to seventh grade history classes at public schools across the state. Wilma Dykeman was the author of the book and was a member of the Titans Advisory Board of Directors that aided Adams in selecting the new name and logo for the franchise.

Adams spearheaded the drive for construction and operation of the original Ronald McDonald House in Houston. The team also hosted a bi-annual fundraising gala from 1978-94, which raised more than \$3.5 million to support, operate and provide the permanent endowment of that Ronald McDonald House.

Since the Titans moved to Tennessee, local charities have seen approximately \$17 million dollars flow into their organizations as a direct result of the Titans and the NFL.



*Bud and Nancy Adams' most recent gift was \$500,000 to Baptist Hospital in Nashville.*

- \$1.7 million to statewide charities through Titans License Plate program
- \$1.4 million spent for area youth football efforts within the Titans' market, including upgrades to 12 youth football fields in both Nashville and Dickson County, Tenn.
- \$760,000 in gifts to the various charities in the greater Memphis area (1997 and 1998)
- \$675,000 to the Baptist Hospital Foundation
- \$500,000 distributed for scholarships through the Titans "Join the Team" Scholarship program.
- \$445,000 in gifts distributed among United Way offices throughout Tennessee
- \$250,000 to Tennessee Governor's residence restoration
- \$200,000 (divided between American Red Cross and Nashville's Public Schools) for disaster relief following Nashville's 1998 tornado damage
- \$132,500 in gifts to Tennessee State University
- \$120,000 in gifts to the Salvation Army's Red Shield Family Initiative
- \$114,000 to Tennessee high school football programs for the Coach of the Week program.
- \$100,000 to Red Cross America's Fund (Sept. 11th Funding)
- \$100,000 worth of weight-training equipment to Nashville schools
- \$98,000 in gifts to Habitat for Humanity
- \$95,000 to Nashville's Backfield in Motion Program
- \$90,000 to Iroquois Steeplechase which benefits Vanderbilt Children's Hospital
- \$53,500 in gifts to the Junior League of Nashville
- \$50,000 to Boy Scouts of America
- \$33,000 gift to American Cancer Society for the Hope Lodge
- \$25,000 gift to Fannie Battle Day Home
- \$25,000 gift to Susan Gray School for Children at Vanderbilt University
- \$25,000 to Girl Scouts of America
- \$15,000 in gifts to W.O. Smith/ Nashville Community Music School
- \$11,000 gift to Auxiliary Probation Center of Memphis
- \$11,000 gift to Martha O'Bryan Center
- \$11,000 gift to Nashville Family Shelter
- \$11,000 gift to Kingsport "Meals on Wheels" program
- \$10,000 gift to Nashville school district to underwrite teen violence video
- \$10,000 gift to Taft Youth Development Center Football program
- \$10,000 gift to Bethlehem Center of Nashville
- \$10,000 gift to Hands-on Science Center in Tullahoma, Tenn.

Adams Celebrates Titans' 10-year Anniversary



K.S. "Bud" Adams, and his wife, Nancy, join fans in celebrating the team's 10th season as the Tennessee Titans in 2008. Adams, who brought the Oilers to Tennessee from Houston in 1997, unveiled the team's new logo in December of 1998. A brand new, state-of-the-art stadium was completed in 1999, the same year the Titans celebrated their AFC Championship victory at Jacksonville and earned the franchise's first trip to the Super Bowl.



Adams

Coaching Staff

Players

Rookies

2007 Season

Records

History

Playoff History

Sidelines

## Senior EVP, General Counsel/ Executive Asst. to Chairman of the Board



Underwood

Coaching Staff

Players

Rookies

2007 Season

Records

History

Playoff History

Sidelines

Steve Underwood is in his 18th season with the franchise, including his third as Senior Executive Vice President, General Counsel/Executive Assistant to Chairman of the Board. Overall, Underwood is in his 32nd year of association with the Oilers/Titans franchise.

In August of 2006, he assumed his new position and moved from Houston to Nashville. He oversees/supervises the organization in Nashville and reports directly to the owner.

On behalf of Mr. Adams in 2007, he was deeply involved in the search for the Titans' new General Manager, which resulted in the hiring of Mike Reinfeldt from the Seattle Seahawks. He interacts on a daily basis with Mr. Adams, Reinfeldt, Head Coach Jeff Fisher and Executive VP Don MacLachlan to ensure that all areas of the organization are integrated and moving in the same direction.

Since he joined the franchise in 1991, he has served as General Counsel for the franchise, a position he still holds. The Office of General Counsel handles a myriad of responsibilities, including management of Titans' salary cap and related collective-bargain-

ing issues; involvement in negotiation and preparation of player contracts and stadium, promotional and corporate agreements; and management of litigation. He also serves as General Counsel for KSA Industries, Inc., the private holding company of Titans' owner K. S. "Bud" Adams, Jr.

Underwood was heavily involved in issues related to the franchise's relocation to Tennessee, including his role as one of the Titans' principal negotiators with local governments in Nashville, Memphis and Houston. He continues to be one of the club's principal contacts with the Sports Authority of the Metropolitan Government of Nashville and Davidson County.

In 2006, he was named to the league's Security Advisory Group, which recommends best practices in stadium security related issues. He is a member of the State Bar of Texas and the Houston Bar Association and is



*Underwood unveils the Titans' 10-year anniversary logo during a special press conference held last spring at Baptist Sports Park.*



*A frequent speaker throughout Middle Tennessee, Underwood addresses members of the Nashville Rotary Club during their weekly meeting in June of 2007 at the Wildhorse Saloon.*

admitted to practice before various federal courts. He is a frequent speaker and lecturer on sports law topics at functions, law schools and seminars in Texas and Tennessee. In 1990, Underwood was issued a special citation by a student society at Texas Southern University's College of Law for his "educational contribution to the college." In 2004, he received the University of Houston Law Center's Corporate Section Achievement Award.

Prior to joining the franchise, Underwood was an attorney for the Houston firm of Caldwell & Hurst since 1977. For his entire tenure there, he served as the Houston Oilers' primary counsel. Underwood also served as a part-time business law/real estate instructor at Baytown Lee College from 1980-81, and at San Jacinto Junior College from 1981-85.

A native of Baytown, Texas, Underwood received his B.J. degree from the University of Texas and his law degree from the University of Houston Law Center. From 1974-76, while a law student, he was a legisla-

tive aide to a member of the Texas Legislature.

Underwood has five children, including daughters Christy (34), Melissa (28), Providence (13) and Liberty (11), and son, Dennis (16). Underwood and his wife, Frances, reside in Franklin, Tenn.



*Underwood played a key role in the search for a new general manager that landed Mike Reinfeldt in 2007.*





## EVP and Head Coach



Jeff Fisher is entering his 14th full season as Head Coach of the Tennessee Titans and his ninth as Executive Vice President. Fisher holds the franchise record for wins by a head coach with 120 victories and is the NFL leader in tenure with one team among active coaches.

Over the last nine seasons (1999-2007), Fisher has guided the franchise to five playoff appearances – only five teams (Indianapolis, New England, Philadelphia, Tampa Bay and Seattle) have more appearances during that time. During his tenure, his accomplishments include the five playoff appearances (1999, 2000, 2002, 2003, 2007), two Division titles (2000 & 2002), two AFC Championship Games (1999, 2002) and one Super Bowl berth (XXXIV). He presided over the most victorious (56 regular season wins and five postseason wins) and successful five-year period in the franchise's 48-year history, between 1999 and 2003.

Last season, Fisher helped a young team take another step in the maturation process and the final rebuilding phase as this new group of Titans qualified for the playoffs for the first time since 2003. In guiding the team to a 10-6 record through the toughest division in the NFL, Fisher saw the franchise through a difficult re-tooling period that saw the team build from 4-12 in 2005, to 8-8 in 2006 and a playoff berth in 2007. The team followed the path of previously successful Jeff Fisher teams, ranking fifth in the NFL in rushing offense, fifth in the NFL in yards

allowed on defense and recording a 5-3 mark on the road.

In 2006, Fisher showed his experienced leadership skills in guiding a team that started 0-5 and was led by a rookie quarterback to an 8-8 record by winning eight of the last 11 contests, including a six-game win streak through November and December to finish one game short of the playoffs. Quarterback Vince Young earned Rookie of the Year honors and the offense posted the sixth highest rushing total in franchise history - the second highest in the Fisher coaching era (1997). Despite having the NFL's second youngest team on opening day, it was a team that learned to win close games, registering a 7-4 record in games decided by seven points or fewer (second most wins in that category in the NFL) and six come-from-behind victories.



*Entering his 14th full season, Jeff Fisher is currently the NFL's longest-tenured head coach.*

During the 2006 season, Fisher became the first coach in franchise history to lead the team in 200 contests, reaching the milestone in a game against Baltimore (11/12/06). He became only the 12th coach in NFL history to coach 200 games with one team, joining George Halas, Tom Landry, Don Shula, Chuck Noll, Curly Lambeau, Bud Grant, Steve Owen, Bill Cowher, Joe Gibbs, Hank Stram and Marv Levy (Mike Shanahan joined the list in December of 2006 to

make 13 coaches).

Hallmarks of a Fisher-led team include a stout rushing defense, the ability to possess the ball with a strong running game and poise in the midst of adversity. His ability to lead and shape a

team is achieved through a combination of toughness and insight as a former NFL player. In 10 of the last 13 seasons, the Titans defense ranked in the top 10 against the run and ranks fourth in rushing defense over that period (Pittsburgh, Baltimore, San Diego). In 2003, the Titans finished first in the NFL in rushing defense for only the second time in franchise history (1993).

Fisher believes in the philosophy that a strong running game helps control the clock and keeps your defense fresh. In 10 of the last 12 seasons, the Titans have finished in the top half of the NFL in rushing offense including six Top 10 finishes. Additionally, in 12 of the last 13 seasons, the Titans have finished with an average time of possession number more than 31 minutes for the season. With a mature Steve McNair at the helm in 2003, Fisher allowed the offense to become more diverse, resulting in the second highest point total (435) in franchise history and becoming just the third franchise since 1970 to score 30 or more points in six consecutive games.

After rising to head coaching duties during the 1994 season, Fisher took over a team that was gutted by the emergence of the salary cap and eventually molded them into a consistent winner, overcoming any number of obstacles that were involved with moving the team from Houston to Nashville. The circumstances that surrounded the team between 1995 and 1998 helped bond the team and form an identity of strength and the ability to overcome. Fisher's teams are mentally strong, flourishing on the road where many teams will wilt. Since 1995, the Titans/Oilers have amassed the fourth best road record in the NFL with a 55-49 mark during that time.

In 1997 (8-8) and 1998 (8-8), Fisher guided a team that was in a state of transition and laid the groundwork for the success that was to come. As the team

arrived in Tennessee, two young stars began to take control of the team as third-year quarterback Steve McNair took over a starting role and second-year running back Eddie George became a workhorse.

After years of fluidity and change, a fresh start and stability finally arrived in 1999 with a new name and the opening of the new stadium; and in this new environment, the new Titans would flourish with the foundation that had been laid. Fisher, the Titans and Middle Tennesseans will fondly remember the accomplishments of the 1999 season, which brought the team its first AFC Championship and an appearance in Super Bowl XXXIV. Fisher and the



*Fisher rallied the Titans to win their last three games, earning the AFC's final playoff berth in 2007.*

Titans defeated AFC Central champion Jacksonville three times in 1999, handing the Jaguars their only losses. As a Wild Card team, the Titans had the most difficult route to the Super Bowl. Fisher earned his first postseason victory by defeating Buffalo 22-16, and erased a 16-0 deficit against the Rams in one of the biggest displays of heart in any second half of Super Bowl history. The Titans became only the sixth Wild Card team to earn a trip to the Super Bowl since the NFL added the Wild Card playoff team in 1978. Fisher guided the Titans to a streak of 13 consecutive wins against AFC Central Division opponents dating back to 1998. It marked the longest streak in the history of the Central Division and the third longest in

the NFL since the 1970 merger.

Building on the success the Titans had during the 1999 season would be tough to accomplish, but Fisher followed the team's first AFC championship in 1999 with an AFC Central crown and the league's best record in 2000. It was the first time in franchise history that the Titans/Oilers owned the NFL's best record (13-3) and only the third time the club won the AFC Central.

In 2000, Fisher became only the fifth coach in NFL history to lead his team to consecutive 13-win seasons, joining Mike Ditka (Chicago Bears, 1985-86), George Seifert (San Francisco, 1989-90), Marv Levy (Buffalo Bills, 1990-91) and Mike Holmgren (Green Bay Packers, 1996-97). The defense reached a new level of success in 2000, earning the number one ranking in the NFL for yards allowed and surrendering the third lowest point total in the league since 1977.

One of his best coaching jobs came in 2002. The Titans were poised to rebound from a disappointing 2001 season which was plagued by injury. Tennessee got off to a 1-4 start and people on the outside began to doubt, but Fisher kept the team on an even keel and rallied the players to win 11 of the next 12 games, capture the AFC South title and earn a place in the AFC Championship Game. Fisher recognized that it would take time for the team to come together as nine new starters became familiar with the "Titans Way" of football. The Titans thrived in 2002 against the best teams, posting an NFL-best (tied with Oakland) 6-2 mark against teams with a winning record during the regular season. For his accomplishments, he was named NFL Coach of the Year by *Football Digest* and AFC Coach of the Year by the 101 Awards in Kansas City.

In 2003, Tennessee reached the Divisional round of the playoffs for the fourth time in five years after earning a Wild Card berth with their 12-4 mark. Tennessee continued a tradition of great play at home, posting a 7-1 record at LP Field. While the defense ranked first against the run, the offense scored the second most points in franchise history

(435) and quarterback Steve McNair earned NFL co-MVP honors.

During the 2004 season, the Titans struggled to overcome an array of injuries that by the end of the season accounted for 135 games missed by starters, including season-ending injuries to 10 starters, and resulted in a 5-11 record.

Also in 2004, Fisher became the fourth youngest coach (46) to win 90 regular season games since 1960. Only John Madden (41), Don Shula (41), and Bill Cowher (44) were faster to 90 wins. The 2005 season also was a year of youth, as the Titans fielded the youngest team in the league and youngest NFL team in over a decade. Escaping from salary cap difficulties in a single season, the team was forced to jettison productive players who provided veteran leadership. This combination of youth and inexperience was the primary reason for the team's 4-12 record.

In 2005, with a win over the Houston Texans (10/9/05), he became just the 17th coach to reach the 100-win mark with one team. Since 1999, Fisher ranks fourth in the league in wins with 83, behind Tony Dungy, Andy Reid and Bill Belichick. All-time, Fisher currently ranks 27th in wins among NFL coaches with 120.

Fisher originally joined the Oilers' coaching staff on Feb. 9, 1994, after spending two seasons as the defensive backs coach for the San Francisco 49ers. Fisher was a perfect fit for the Oilers, who were looking for a young, aggressive coach with experience in the "46" defense. Fisher had worked with the "46" for many years with former Oilers Defensive Coordinator Buddy Ryan. Fisher took over a defense that achieved dominant status in 1993, but had lost several key components to free agency. He was elevated to head coach on Nov. 14, 1994, replacing Jack Pardee, for the final six games of the season.

Fisher officially began his coaching career as an assistant for Ryan and the Philadelphia Eagles in 1986, tutoring the defensive backs for three seasons before becoming the NFL's youngest

defensive coordinator in 1988. One year later, under Fisher's tutelage, the Eagles' defense led the NFL in interceptions (30) and quarterback sacks (62). In 1990, Philadelphia's defense paced the league in rushing defense and ranked second in quarterback sacks.

In 1991, Fisher headed west to be reunited with his college coach John Robinson, serving as the Los Angeles Rams' defensive coordinator before joining the 49ers one year later.

A former defensive back at the University of Southern California, Fisher played for Robinson in a star-studded defensive backfield that included future NFL stars Ronnie Lott, Dennis Smith and Joey Browner. Former Titans offensive lineman Bruce Matthews also was one of Fisher's USC teammates. Fisher's career statistics included five interceptions and 108 tackles. The versatile Fisher also served as the Trojans' backup kicker and earned Pac-10 All-Academic honors in 1980.

Originally a seventh-round draft selection of the Chicago Bears in 1981, Fisher appeared in 49 games as a defensive back and return specialist in five seasons. He earned a Super Bowl ring after Chicago's 1985 Super Bowl season, despite spending the year on injured reserve with an ankle injury that prematurely ended his playing career. During that season, Fisher began his post-playing career by assisting Ryan as an "unofficial" coach while the Bears ultimately defeated the New England Patriots in Super Bowl XX. He left Chicago in 1985 holding a number of team records including: number of punt return yards for a season with 509 yards in 1981, number of punt returns in a season with 58 in 1984,

and number of punt returns in one game with eight on Dec. 16, 1984, at Detroit. He also recorded the longest punt return by a Bear in 39 years with an 88-yard return for a TD on Sept. 20, 1981, against Tampa Bay.

A native of Southern California, Fisher was a high school All-America wide receiver for the Treadors of Taft High School in Woodland Hills, Calif. Fisher is an avid fisherman and golfer.

He also does considerable work off the field with little accolade. He generously donates time and money to a number of different charities, including hosting a celebrity softball game that raises money for local charities, a coach's clinic for youth/high school coaches in the Mid-South and lends his name and time to a golf tournament in Southern California that raises money for youth football.

He also gives back to the NFL, serving on the NFL Competition Committee since 2000 and has been co-chairman of the committee since 2001. The committee is instrumental in guiding the league through rule changes and ways to improve the game.

Fisher completed his first marathon when he ran in the Country Music Marathon in 2002. In 2001, Fisher was named the winner of the Horrigan Award, given by the Pro Football Writers of America to the NFL representative that is the most cooperative with the media. Additionally, Fisher was named the 2000 Tennessean of the Year by Nashville's *Tennessean* and 1999 Sports Person of the year by the Nashville Sports Council.

Fisher (born 2/25/58) has three children: sons Brandon (age 21) and Trent (age 16), and daughter Tara (age 19).



*Fisher owns the franchise record for most wins by a head coach with 120 victories.*



## ***FISHER'S NFL COACHING LEDGER***

<b>1994-2008</b> .....	Head Coach, Oilers/Titans*
<b>1994</b> .....	Defensive Coordinator, Houston Oilers#
<b>1992-93</b> .....	Defensive Backs Coach, San Francisco 49ers
<b>1991</b> .....	Defensive Coordinator, Los Angeles Rams
<b>1988-90</b> .....	Defensive Coordinator, Philadelphia Eagles
<b>1986-88</b> .....	Defensive Backs Coach, Philadelphia Eagles

\* Last six games in 1994

# First 10 games in 1994

## ***FISHER'S CAREER COACHING RECORD***

<b>Year</b>	<b>Team</b>	<b>W</b>	<b>L</b>	<b>T</b>	<b>Pct.</b>	<b>Place</b>	<b>Notes</b>
1994	Houston Oilers*	1	5	0	.167	4th	
1995	Houston Oilers	7	9	0	.438	2nd (tie)	
1996	Houston Oilers	8	8	0	.500	3rd (tie)	
1997	Tennessee Oilers	8	8	0	.500	3rd	
1998	Tennessee Oilers	8	8	0	.500	2nd	
1999	Tennessee Titans	13	3	0	.813	2nd	Wild Card Berth
2000	Tennessee Titans	13	3	0	.813	1st	Division Champion
2001	Tennessee Titans	7	9	0	.438	3rd (tie)	
2002	Tennessee Titans	11	5	0	.688	1st	Division Champion
2003	Tennessee Titans	12	4	0	.750	2nd	Wild Card Berth
2004	Tennessee Titans	5	11	0	.313	4th	
2005	Tennessee Titans	4	12	0	.250	3rd	
2006	Tennessee Titans	8	8	0	.500	2nd	
2007	Tennessee Titans	10	6	0	.625	3rd	Wild Card Berth

### **Postseason**

<b>Year</b>	<b>W</b>	<b>L</b>	<b>T</b>	<b>Pct.</b>	<b>Notes</b>
1999	3	1	0	.750	AFC Champions
2000	0	1	0	.000	
2002	1	1	0	.500	
2003	1	1	0	.500	
2007	0	1	0	.000	

### **Career Totals**

Regular Season	115	99	0	.537
Postseason	5	5	0	.500
<b>All Games</b>	<b>120</b>	<b>104</b>	<b>0</b>	<b>.536</b>

\* Interim head coach

	<i>Regular Season</i>						<i>Postseason</i>					
	<b>Overall</b>		<b>Home</b>		<b>Away</b>		<b>Overall</b>		<b>Home</b>		<b>Away</b>	
	<b>W</b>	<b>L</b>	<b>W</b>	<b>L</b>	<b>W</b>	<b>L</b>	<b>W</b>	<b>L</b>	<b>W</b>	<b>L</b>	<b>W</b>	<b>L</b>
<b>AFC South</b>												
Houston	10	2	5	1	5	1	0	0	0	0	0	0
Indianapolis	4	8	2	4	2	4	1	0	0	0	1	0
Jacksonville	14	12	6	7	8	5	1	0	0	0	1	0
<b>Totals</b>	<b>28</b>	<b>22</b>	<b>13</b>	<b>12</b>	<b>15</b>	<b>10</b>	<b>2</b>	<b>0</b>	<b>0</b>	<b>0</b>	<b>2</b>	<b>0</b>
<b>AFC North</b>												
Baltimore	7	8	4	4	3	4	1	1	0	1	1	0
Cincinnati	12	6	5	4	7	2	0	0	0	0	0	0
Cleveland	6	5	2	3	4	2	0	0	0	0	0	0
Pittsburgh	10	7	6	2	4	5	1	0	1	0	0	0
<b>Totals</b>	<b>35</b>	<b>26</b>	<b>17</b>	<b>13</b>	<b>18</b>	<b>13</b>	<b>2</b>	<b>1</b>	<b>1</b>	<b>1</b>	<b>1</b>	<b>0</b>
<b>AFC East</b>												
Buffalo	4	1	2	0	2	1	1	0	1	0	0	0
Miami	2	6	1	2	1	4	0	0	0	0	0	0
New England	1	3	1	1	0	2	0	1	0	0	0	1
N.Y. Jets	4	3	3	2	1	1	0	0	0	0	0	0
<b>Totals</b>	<b>11</b>	<b>13</b>	<b>7</b>	<b>5</b>	<b>4</b>	<b>8</b>	<b>1</b>	<b>1</b>	<b>1</b>	<b>0</b>	<b>0</b>	<b>1</b>
<b>AFC West</b>												
Denver	1	2	1	1	0	1	0	0	0	0	0	0
Kansas City	2	4	1	2	1	2	0	0	0	0	0	0
Oakland	5	3	4	1	1	2	0	1	0	0	0	1
San Diego	0	4	0	2	0	2	0	1	0	0	0	1
<b>Totals</b>	<b>8</b>	<b>13</b>	<b>6</b>	<b>6</b>	<b>2</b>	<b>7</b>	<b>0</b>	<b>2</b>	<b>0</b>	<b>0</b>	<b>0</b>	<b>2</b>
<b>AFC Totals</b>	<b>82</b>	<b>74</b>	<b>43</b>	<b>36</b>	<b>39</b>	<b>38</b>	<b>5</b>	<b>4</b>	<b>2</b>	<b>1</b>	<b>3</b>	<b>3</b>
<b>NFC South</b>												
Atlanta	4	0	2	0	2	0	0	0	0	0	0	0
Carolina	2	1	1	1	1	0	0	0	0	0	0	0
New Orleans	4	0	1	0	3	0	0	0	0	0	0	0
Tampa Bay	4	1	3	0	1	1	0	0	0	0	0	0
<b>Totals</b>	<b>14</b>	<b>2</b>	<b>7</b>	<b>1</b>	<b>7</b>	<b>1</b>	<b>0</b>	<b>0</b>	<b>0</b>	<b>0</b>	<b>0</b>	<b>0</b>
<b>NFC North</b>												
Chicago	0	3	0	2	0	1	0	0	0	0	0	0
Detroit	2	1	1	1	1	0	0	0	0	0	0	0
Green Bay	2	1	1	0	1	1	0	0	0	0	0	0
Minnesota	0	4	0	1	0	3	0	0	0	0	0	0
<b>Totals</b>	<b>4</b>	<b>9</b>	<b>2</b>	<b>4</b>	<b>2</b>	<b>5</b>	<b>0</b>	<b>0</b>	<b>0</b>	<b>0</b>	<b>0</b>	<b>0</b>
<b>NFC East</b>												
Dallas	2	2	1	1	1	1	0	0	0	0	0	0
N.Y. Giants	4	1	3	1	1	0	0	0	0	0	0	0
Philadelphia	3	0	1	0	2	0	0	0	0	0	0	0
Washington	3	1	1	1	2	0	0	0	0	0	0	0
<b>Totals</b>	<b>12</b>	<b>4</b>	<b>6</b>	<b>3</b>	<b>6</b>	<b>1</b>	<b>0</b>	<b>0</b>	<b>0</b>	<b>0</b>	<b>0</b>	<b>0</b>
<b>NFC West</b>												
Arizona	1	2	0	1	1	1	0	0	0	0	0	0
St. Louis	1	1	1	0	0	1	0	1	0	1+	0	0
San Francisco	1	2	1	1	0	1	0	0	0	0	0	0
Seattle	0	5	0	2	0	3	0	0	0	0	0	0
<b>Totals</b>	<b>3</b>	<b>10</b>	<b>2</b>	<b>4</b>	<b>1</b>	<b>6</b>	<b>0</b>	<b>1</b>	<b>0</b>	<b>1+</b>	<b>0</b>	<b>0</b>
<b>NFC Totals</b>	<b>33</b>	<b>25</b>	<b>17</b>	<b>12</b>	<b>16</b>	<b>13</b>	<b>0</b>	<b>1</b>	<b>0</b>	<b>1+</b>	<b>0</b>	<b>0</b>
<b>NFL Totals</b>	<b>115</b>	<b>99</b>	<b>60</b>	<b>48</b>	<b>55</b>	<b>51</b>	<b>5</b>	<b>5</b>	<b>2</b>	<b>1</b>	<b>3</b>	<b>3</b>
							<b>0</b>	<b>1</b>	<b>(neutral)</b>			

+Neutral

## EVP of Administration and Facilities



Don MacLachlan is in his 18th season with the Titans and his 11th as Executive Vice President.

He is responsible for all non-football operations with the organization, including marketing, corporate sales, ticketing, community relations, media relations, broadcasting, is president of Tennessee Titans Entertainment, Inc. and oversees LP Field and Baptist Sports Park.

Since the team relocated to Nashville, he has played an aggressive role in securing team sponsorships and corporate relationships, while interfacing with the Titans' radio and broadcasting partners. MacLachlan's efforts have created an excitement surrounding the team, built a fun and festive experience for fans at home games, and worked hard to link the organization with the greater Nashville community and the entire Mid-South region on a number of different levels.

MacLachlan's labors helped launch a successful campaign in 1999 that increased the team's recognition throughout the region. Under his leadership, the club has sold out a franchise-record 103 consecutive home games (through 2008). For the ninth consecutive season in 2007 the team drew over 500,000 fans, a mark that was never touched for the franchise's first 39 years. The team's radio network is comprised of over 75 stations in the Mid-South and ranks as one of the largest in the league. In addition, MacLachlan helped oversee the club's move to Nashville in 1997.

The Detroit, Mich. native started his tenure with the Houston Oilers in March 1991, as Vice President of Marketing and Broadcasting. He was elevated to Senior Vice President in 1994 and was promoted to Executive

Vice President of Marketing, Broadcasting and Ticketing in 1997. MacLachlan oversaw marketing, media, community relations, and the ticket office while in Houston. He also served as the liaison between both the radio and television rights-holders. MacLachlan administered off the field operations in both Memphis and Nashville during the club's first season in Tennessee in 1997.

MacLachlan began his career in 1978 in the athletic department at



*MacLachlan addresses reporters during a press conference unveiling the Titans' 10-year anniversary logo at Baptist Sports Park.*

Northwestern University, where he worked for 13 years. He first served as both Assistant Sports Information Director and Golf Coach. In 1981, MacLachlan was named Athletic Ticket Manager, and he was promoted to Assistant Athletic Director in 1985. MacLachlan was promoted to Associate Athletic Director in 1988 and remained in that role until joining the Oilers.

MacLachlan currently serves on the board for the Nashville Sports Council, Gaylord Hotels Music City Bowl and the Tennessee Sports Hall of Fame.

A 1978 graduate of the University of Michigan, Don and his wife Kathy are parents of two daughters: Shannon (19) and Kelly (15).



## EVP and General Manager



Mike Reinfeldt enters his 28th season in the NFL, second as Titans Executive Vice President/General Manager and 10th with the Oilers/Titans franchise. Reinfeldt's first tenure with the team was from 1976-83 as an All-Pro safety. He re-joined the franchise in 2007, after spending seven years with the Seattle Seahawks.

Reinfeldt has built an impressive resume during his career in sports, gaining 22 years of experience as a front office executive and another nine as an NFL player. In his 16 years as an NFL executive split between Tennessee, Seattle and Green Bay, the teams he was associated with have won a combined six division titles, made 11 playoff appearances, four NFC Championship game appearances, three Super Bowl appearances, captured one world title (1996), amassed 13 winning seasons and tallied 152 regular season wins.

In his first two years with the Titans he has shown the ability to build a team through the draft, free agency and young talent retention. In his first two years of free agency, key players added to the roster include cornerback Nick Harper, linebacker Ryan Fowler, wide receivers Justin Gage and Justin McCareins, guard Jake Scott and defensive end Jevon Kearse. Safety Michael Griffin, the 2007 first round selection, had a solid rookie campaign and rookie running back Chris Johnson brings high expectations to diversify the offense. Over the last year, Gage, fullback Ahmard Hall, defensive tackle Tony Brown, guard Eugene Amano and offensive tackles Michael Roos and David Stewart each signed long-term deals that add to the stability of the roster.

In Seattle, Reinfeldt last held the title of Vice President of Football Administration and was responsible

for player contract negotiations, salary cap management, player evaluations and numerous aspects of the day-to-day football operations. In eight seasons at Green Bay, he served a number of roles, including Chief Financial Officer for three years (1991-93) and VP of Administration from 1994-98. While with the Packers and under his financial leadership, the team's cash reserves went from \$4.5 million in 1991 to more than \$50 million in 1998 and improved in revenues from 23rd in 1993 to ninth in 1997. Additionally, Reinfeldt was instrumental in bringing general manager Ron Wolf to the Packers in 1991. When Mike Holmgren left the Packers for Seattle, he handpicked Reinfeldt to join him with the Seahawks with the title of Senior Vice President (1999-03).

Reinfeldt was a safety for the Oilers franchise from 1976-83, earning Pro Bowl, All-Pro and AFC Defensive Player of the Year (Kansas City Committee of 101) honors in 1979. He ranks seventh on the club's career



*Former Houston Oilers safety Mike Reinfeldt was hired as the Titans' new general manager in February of 2007.*



interception list with 26 and matched the team record for interceptions in a season with 12 in 1979, which also led the NFL that season. Reinfeldt started 102 consecutive games as the franchise reached the height of the “Luv Ya Blue” era and the team advanced to two AFC Championship games (1978 and 1979). He entered the NFL in 1975, as an undrafted free agent out of the University of Wisconsin-Milwaukee, originally signing with the Oakland Raiders, spending one season on injured reserve and playing in two games in 1976, before being waived and signed by the Oilers.

Before joining the Packers’ front office in 1991, Reinfeldt spent three



*Reinfeldt congratulates Keith Bulluck at the end of Tennessee’s 31-14 victory at New Orleans on Monday Night Football last season.*



*Reinfeldt was a standout safety for the Houston Oilers from 1976-83, earning All-Pro honors in 1979 with a franchise-record 12 interceptions, a mark that still stands today.*

years (1988-90) at the University of Southern California as the associate athletic director and spent another three years (1985-88) with the Los Angeles Raiders as the Chief Financial Officer. He earned an MBA in management and finance at Houston Baptist University.

A native of Baraboo, Wisc., Reinfeldt was a four-year starter at the University of Wisconsin-Milwaukee and recorded a school-record 24 interceptions, while earning a degree in marketing. He is the only player from the University of Wisconsin-Milwaukee program to play in the NFL, a distinction which should stand since the school dropped football as a sport in 1975.

The 54-year old Reinfeldt and his wife, Susan, have two children – Jared (14) and Elise (13).

## ★ ★ ★ REINFELDT’S BACKGROUND ★ ★ ★

- 2007-08:** EVP/General Manager, Tennessee Titans
- 2005-06:** Vice President of Football Operations, Seattle Seahawks
- 1999-03:** Senior Vice President, Seattle Seahawks
- 1994-98:** Vice President of Administration, Green Bay Packers
- 1991-03:** Chief Financial Officer, Green Bay Packers
- 1988-90:** Associate Athletic Director, U. of Southern California
- 1985-87:** Chief Financial Officer, Los Angeles Raiders
- 1976-83:** Safety, Houston Oilers
- 1975-76:** Safety, Oakland Raiders



## Vice President/ Assistant General Counsel



Elza Bullock is in his 11th season with the Titans and his fifth season as Vice President/Assistant General Counsel.

He handles a variety of legal duties for the Titans and the related football companies, including litigation, employment matters, corporate transactions and the negotiation and preparation of vendor contracts.

In addition to his duties for the Titans and the other football companies, Bullock also serves as Assistant General Counsel for KSA Industries, Titans owner K. S. "Bud" Adams, Jr.'s private holding company, as well as Mr. Adams' automobile dealerships, his aviation company and his ranching company.

Prior to joining the Titans, Bullock was in private practice in Houston working in a wide variety of legal areas, including corporate securities, municipal bonds, corporate transactions and litigation.

He served as outside counsel for the Houston Oilers and was actively involved in negotiations to move the franchise to Tennessee.

Bullock is a member of the State Bar of Texas, the Houston Bar Association and is licensed to practice law in the

State of Texas, the United States District Court for the Southern District of Texas, the United States Court of Appeals for the Fifth Circuit, the United States Court of Appeals for the Sixth Circuit and the United States Tax Court. He is also a Certified Public Accountant licensed in Texas.



*Bullock handles a variety of legal duties for the Titans and KSA Industries, Mr. Adams' private holding company.*

A Houston native, Bullock received his B.B.A., with honors, from the University of Texas at Austin. He received his law degree, with honors, from the University of Houston where he was a member of the Houston Law Review and the Order of the Barons.

Bullock

Coaching Staff

Players

Rookies

2007 Season

Records

History

Playoff History

Sidelines

## Vice President of Community Relations



Bob Hyde is in his 20th season with the Titans and

11th as Vice President/Community Relations. His tenure spans four of the team's five decades. One of the hallmarks of the Titans' success has been the team's presence in the community and a responsibility to make a positive impact in that community. Hyde has directed that effort for the franchise in a multi-faceted way.

For the past 11 years, Hyde and the team's staff have partnered with Titans Radio to make the annual Titans Caravan the team's major fan outreach program each spring. During those 11 years, the Titans Caravan has made more than 525 stops, touching an estimated 320,000 fans in Tennessee, Alabama and Kentucky since its inception in 1998. A model program, the Caravan uses a variety of interactions to reach a wide-range of fans and affect communities in a positive way. He has successfully coordinated the club's major fundraiser in the Titans Charity Golf Classic, which has raised more than \$1.3 million during the past 10 years for local charities through the Titans Foundation.

Hyde is heavily involved in the Titans specialty license plate program, which has seen Titans owner Bud Adams raise more than \$1.7 million for statewide charities from the sale of the motor vehicle plates over the first five years.

Hyde also serves as the club's contact for grants to improve football fields at area schools and parks. To date, more than \$500,000 has been secured in recent years from a program funded by Adams, his fellow NFL owners and NFL players to improve football fields in Nashville/Davidson County and Nashville's seven contiguous counties. He also serves as the main contact for the Titans/USA Football Youth Coaches School and

the local Punt, Pass and Kick competition.

His office is responsible for the team's relationships with area non-profit organizations, player appearances, special events and memorabilia donation requests to assist local charities in their fundraising efforts.

In 1998, Hyde served as the club's liaison between Mr. Adams and the Titans Advisory Council. The infor-



*Hyde has been actively involved in the annual Titans/LP/Habitat for Humanity home build.*

mation gathered by the council and from focus groups that included hundreds of fans across the state, aided Adams in giving the franchise a new name, logo and uniform.

A native of Tullahoma, Tenn., Hyde returned to the franchise in 1998 in his current position. He was a member of the team's media relations department from 1977-85, serving as the team's Media Director from 1980-85.

Hyde also spent five years with the PGA TOUR serving as a media official prior to returning to the Titans in 1998.

Hyde is a member of the Board of Directors of the Middle Tennessee Chapter of the National Football Foundation and College Hall of Fame.

A graduate of Tullahoma (Tenn.) High School, Hyde attended Middle Tennessee State University before transferring to the University of Houston. Hyde is single and has two daughters, Ashley (23) and Hannah (17). He resides in Nashville, Tenn.



Vice President/Controller



Jenneen Kaufman is in her 12th season, including her first as Vice President/Controller for the Titans. Kaufman spent her first 11 seasons as the team's controller before being promoted during the off-season. With her promotion, she becomes the club's second highest-ranking female executive after Owner and Vice Chairman of the Board Nancy Adams.

Kaufman is responsible for financial reporting, budgeting and the Collective Bargaining Agreement audit for the franchise. She also oversees the accounting of ticket and suite sales, sponsorships and broadcast revenues, while assisting with special projects. In addition, she oversees the accounting for LP Field, including concerts, TSU football games, the Music City Bowl and other events; and serves as human resources liaison for all Titans employees in Nashville.

This past off-season, Titans owner K.S. "Bud" Adams, Jr. selected Kaufman to attend the NFL's Stanford Program for Managers, which included a wide range of educational programs designed for league executives.

Before joining the Titans, Kaufman was Vice President of Finance and Human



*Kaufman and EVP of Administration and Facilities Don MacLachlan (right) present a plaque to Regions Bank for its assistance with "Drive for Relief" during a luncheon honoring volunteerism at LP Field.*

Resources for the American Cancer Society from 1995-97. She previously worked for Arthur Andersen LLP (1992-95) as an audit division senior accountant.

A native of Knoxville, Tenn., Kaufman graduated summa cum laude with a B.S. in Business Administration from the University of Tennessee. She earned her CPA certification in 1994 and is a member of the Tennessee Society of CPA's, serving as the chair of the Sports and Entertainment Conference Committee.

For the past seven years, Kaufman has participated in the Tennessee Society of CPA's Accounting Academy, promoting accounting to high school students throughout Tennessee. Kaufman is featured in an award-winning video produced by the American Institute of Certified Public Accountants. The video is played for high school and college students across the country seeking to get into the accounting field.

An active member of the Nashville community, Kaufman serves as a volunteer at her church and speaks at various financial seminars in Nashville. She and her daughter, Maggie (4), reside in Nashville, Tenn.



*Kaufman (left) helps break ground for the American Cancer Society's Hope Lodge. Titans owner K.S. "Bud" Adams, Jr. donated \$33,000 to the Nashville project, which provides cancer patients with housing and special care throughout their treatment process.*

Kaufman

Coaching Staff

Players

Rookies

2007 Season

Records

History

Playoff History

Sidelines

## Vice President of Marketing



Ralph Ockenfels is in his 11th season with the Titans, third as Vice President/Marketing and 18th overall in the National Football League.

enters its sixth season in 2008 and brings Titans programming into eight television markets throughout the Mid-South region.

During the 2000 season, *The Sporting News* selected the Tennessee Titans' gameday atmosphere the best in the NFL. Ockenfels has worked with a variety of national programs and personalities to create fun and interesting elements for fans at LP Field, including Jeopardy, Family Feud, Who Wants to Be a Millionaire, Wheel of Fortune, The Rock, Frank Caliendo and Budweiser's "Real Men of Genius."

Prior to joining the Titans, Ockenfels was the Assistant Director of Marketing for the Green Bay Packers from 1992-98 after joining the team as an intern in 1991. Ockenfels served on the advance team for the Packers in Super Bowls XXXI and XXXII and Super Bowl XXXIV for the Titans.

A native of Iowa City, Iowa, Ockenfels earned his B.A. from the University of Northern Iowa and M.S. from Western Illinois University.

Ralph and his wife, Jannette, reside in Franklin, Tenn.



*In addition to his marketing responsibilities, Ockenfels oversees all gameday production at LP Field.*

Ockenfels is responsible for developing corporate sponsorship packages, retail promotions and gameday presentations and enhancements for Titans games. In 2008, he directed the Titans 10-Year Campaign by coordinating a number of elements that helped celebrate the team's 10th season as "Titans."

In 2006, Ockenfels was the point person for negotiating a 10-year naming rights deal with LP Building Products that resulted in the LP Field name and various marketing offshoots between the Titans and LP.

Ockenfels also helped launch the Titans' syndicated feature television show, "Titans All Access," which



*Ockenfels joined Titans and LP staffers in building a Habitat for Humanity home for Sareda Evans and her family this past spring.*

Front Office

Coaches

Players

Rookies

2007 Season

Records

History

Playoff History

Sidelines





## Mike Heimerdinger

### Offensive Coordinator



Following a three-year absence, Mike Heimerdinger rejoined the Titans this past offseason as

offensive coordinator and now enters his sixth season with Tennessee at the offensive controls.

His offenses have been receiver-driven, but also have the ability to control games with a rushing attack. In his first tenure with the Titans, he directed an attack that produced the only two 3,000/1,000/1,000-yard seasons in the 48-year history of the franchise in 2002 and 2003 (McNair/George/Mason). Also during his tenure, Steve McNair earned NFL co-MVP honors in 2003, becoming the franchise's first quarterback to earn the accolade.

The last two seasons with the Denver Broncos, Heimerdinger held the title of Assistant Head Coach and worked with the Broncos offense. He helped Jay Cutler move into the starting role as a rookie and as a full-time starter entering the 2007 season. Cutler ranked fifth in the AFC in passer rating (88.1) in 2007, while throwing for 3,497 yards and 20 touchdowns. Overall last season, the Broncos ranked 11th in total offense and ninth in rushing yards.

He spent the 2005 season as offensive coordinator with the New York Jets under head coach Herman Edwards, a year that saw the offense ravaged by injuries. The team was forced to use five different quarterbacks and saw two starting linemen relegated to injured reserve.

Heimerdinger originally joined the Titans as offensive coordinator in 2000 and presided over the offense during one of the finest five-year stretches in franchise history. Tennessee advanced to the playoffs in three of his five years with the team and ranked in the top 10 in offense twice. During his tenure, the offense reached new heights with nearly every offensive player posting career-best seasons (McNair, George, Wycheck, Mason, Bennett, Brown and McCareins) and establishing new franchise marks. His finest season came in 2003, where the Titans posted the second

highest point total in franchise history (435), a franchise record six consecutive games scoring 30 or more points and the franchise's first quarterback to win NFL MVP honors (McNair).

He took an established run game that featured Eddie George, built on it and developed a dangerous passing game over time. In Heimerdinger's first season at the controls in 2000, George posted a career-high 1,509 rushing yards and scored 14 rushing touchdowns. In each of his five seasons as offensive coordinator, Tennessee ranked in the top five in time of possession.

While leaning on the run game, Heimerdinger was developing McNair into an elite passer and yearly progress was evident in his passer rating. In the year prior to his arrival (1999), McNair posted a 78.6 passer rating while leading the team to an AFC Championship. In his first season with Heimerdinger, he improved to a then-career best 83.6 and started a yearly climb that culminated with his co-MVP season in 2003 with a 100.4 rating.

The wide receiver corps raised its play under Heimerdinger as the offense transitioned from one that focused on the tight end, to one that was more wide receiver driven. During his tenure with the team wide receivers Derrick Mason and Drew Bennett blossomed into terrific NFL receivers. Over the five years in Heimerdinger's offense, Mason went from a receiver who caught 33 passes in his first two seasons to a Pro Bowl receiver who averaged 81 receptions, 1,101 yards and seven touchdowns per season. He also became the first player in franchise history to record four consecutive 1,000-yard receiving seasons from 2001-04.

Heimerdinger originally joined the Titans after five seasons coaching the wide receivers for the two-time world champion Denver Broncos. Under his tutelage, the Denver tandem of Rod Smith and Ed McCaffrey became one of the top duos in the NFL.

Heimerdinger came to Denver in 1995 from Duke University where he was the offensive coordinator and running backs

coach in 1994. Before Duke, Heimerdinger spent five years (1989-93) as offensive coordinator at Rice University. During his tenure, the Owls produced the school's first back-to-back winning seasons since 1960-61. In 1988, Heimerdinger served as offensive coordinator at Cal-State Fullerton, where his club set the school's single-game record for most points scored with 58.

Heimerdinger began his coaching career in 1975 in the high school ranks of Illinois and earned a head coaching job at Johnsburgh High School in McHenry, Ill. Two years later, he served as a graduate assistant coach at the University of Florida in 1980. He spent 1981 at Air Force and at

North Texas State in 1982 before returning to Florida in 1983. He spent five years at Florida before moving on to Cal-State Fullerton.

A native of Dekalb, Ill. (10/13/52), Heimerdinger played wide receiver (1970-71) and centerfield at Eastern Illinois, where he earned his degree in history in 1975. He also participated in the NCAA Division II College World Series in 1974 and is the school's all-time base stealer (51). In the fall of 2008, he will be inducted into Eastern Illinois' Hall of Fame. He later earned his master's in Administration from Northern Illinois. Mike and his wife Kathie are parents of daughter, Alicia, and son, Brian.

MIKE HEIMERDINGER COACHING LEDGER

<b>2008:</b>	Offensive Coordinator, Tennessee Titans
<b>2007:</b>	Assistant Head Coach/Quarterbacks, Denver Broncos
<b>2006:</b>	Assistant Head Coach, Denver Broncos
<b>2005:</b>	Offensive Coordinator, New York Jets
<b>2000-04:</b>	Offensive Coordinator, Tennessee Titans
<b>1995-99:</b>	Wide Receivers, Denver Broncos
<b>1994:</b>	Offensive Coordinator/Offensive Backs, Duke University
<b>1989-93:</b>	Offensive Coordinator, Rice University
<b>1988:</b>	Offensive Coordinator, Cal State-Fullerton
<b>1983-87:</b>	Wide Receivers, University of Florida
<b>1982:</b>	Quarterbacks, North Texas State
<b>1981:</b>	Wide Receivers, Air Force Academy
<b>1980:</b>	Graduate Assistant, University of Florida
<b>1978-79:</b>	Head Coach, Johnsburgh High School, McHenry, Ill.
<b>1975-77:</b>	Asst. Coach, Grant High School, Fox Lake, Ill.



**Jim Schwartz**  
Defensive Coordinator



Jim Schwartz is in his 10th season with the Titans and eighth as defensive coordinator.

Last year, the Titans defense was a catalyst to the team's success and ranked in the top 10 of the NFL in a number of categories, including overall yards (5th), rushing defense (5th), defensive points allowed (7th, 276), takeaways (6th, 34), first down yards (1st, 4.34) and sacks (7th, 40). The Titans limited three teams under 200 total

offensive yards during 2007 and RB LaDainian Tomlinson was held to the lowest rushing total of his career (42) with 20 or more carries in the playoff loss to Chargers.

During his tenure as defensive coordinator, two statistics have been at the heart of the team's success – third-down defense and rushing defense. Over the last seven seasons, the Titans rank sixth in the league in third-down defense (36.3% conversion rate) and eighth in the league in rushing



defense (105 yards per game). Currently, the Titans defense has allowed only eight 100-yard rushers in the last 56 home games.

In 2005 and 2006 the Titans saw plenty of transition in personnel and the defense is no exception, as seven of the team's regular starters from 2004 were replaced by new and often, younger talent. The highlights from 2006 included holding eventual Super Bowl Champion Indianapolis to a combined 31 points in two games (the lowest total by any division foe in AFC South history).

In 2005, Tennessee fielded one of the youngest defenses in the league with starters averaging only 3.5 years of experience, including starting two rookie corners for only the second time in the franchise's 46-year history. The defense still had plenty to boast about, ranking eighth in the NFL in third down defense (35.5%), ninth in sacks (41) and second in three and outs (31.3%).

In 2003, Schwartz directed a unit that ranked first in the NFL in rushing defense for only the second time in franchise history (1993). Tennessee's ferocious play against the run extended a streak of nine consecutive seasons in the Top 10 for rushing defense, which led the NFL.

That top ranking in rushing defense didn't come easily in 2003, as the Titans faced eight (for a total of 10 games) of the NFL's top 13 rushers who accounted for 12,018 yards. The highlight of the season was holding 2,000-yard rusher Jamal Lewis to 35 yards in the Wild Card game at Baltimore, his second lowest total as a starter.

In addition to leading the NFL in rushing defense in 2003, the Titans also led the league in third down defense at 27.7%. The conversion rate was the lowest in franchise history and the lowest by an NFL team since the 1998 Oakland Raiders (26.3%).

The 2003 edition of the Titans defense yielded a number of accolades and successes beyond the rushing defense, including: ranking fourth in the AFC in "red zone" defense (43.9%), fifth in the AFC in takeaways with 34 and recording the most interceptions (21) by a Titans defense since 1995.

In 2002, the Titans defense finished in the league's top 10 in total defense, despite a number of obstacles, including the loss of All-Pro Jevon Kearse due to injury and the

addition of six new starters on defense. The Titans defense came together after the fifth game of the season and finished with the third-best defense in the league over the final 11 contests. Including all 16 games, Tennessee's defense finished 5th in the league in scoring defense (282 points scored with the defense on the field).

Schwartz was elevated from linebackers coach to defensive coordinator in January of 2001. In addition to coaching the linebackers in 2000, he also coordinated the team's third-down package, which led the NFL in third-down efficiency, with opponents converting only 30.8% (68/221) of their third-down chances. Schwartz also was instrumental in the integration of newly acquired linebacker Randall Godfrey into the Titans defensive scheme, as he set career highs in tackles (169) and interceptions (2). Schwartz originally joined the Titans coaching staff in 1999 as defensive assistant/quality control.

Prior to joining the Titans, Schwartz spent three years as an assistant/quality control coach with the Baltimore Ravens. While in Baltimore, Schwartz also coached the Ravens' outside linebackers. Prior to the Cleveland Browns moving to Baltimore, he spent three years in the Browns' personnel department, serving as both a college and pro scout. He also assisted the defensive coaching staff with film breakdowns and scouting reports. Schwartz began his coaching career as a graduate assistant coach at the University of Maryland, tutoring the Terrapins' linebackers from 1989-90 and then served as graduate assistant at the University of Minnesota (1990-91). He became a position coach in the secondary at North Carolina Central (1991-92) before moving to Colgate (1992) as linebackers coach.

A native of Baltimore, Md. (6/2/66), Schwartz was a four-year letterman at linebacker for the Hoyas of Georgetown University, where he earned his degree in economics. He also received Distinguished Economics Graduate honors at Georgetown and earned numerous honors in 1988, including Division III CoSIDA/GTE Academic All-America, All-America, and team captain.

An avid chess player, Jim and his wife, Kathy, reside in Brentwood, Tenn., with twins Christian (7) and Alison (7) and Maria (5).

JIM SCHWARTZ COACHING LEDGER

<b>2001-08:</b>	Defensive Coordinator, Tennessee Titans
<b>2000:</b>	Linebackers Coach/Third Down Package, Tennessee Titans
<b>1999:</b>	Defensive Assistant, Tennessee Titans
<b>1996-98:</b>	Defensive Assistant, Baltimore Ravens
<b>1993-95:</b>	College/Pro Scout, Cleveland Browns
<b>1992:</b>	Linebackers, Colgate University
<b>1991:</b>	Secondary, North Carolina Central
<b>1990:</b>	Graduate Assistant, University of Minnesota
<b>1989:</b>	Graduate Assistant, University of Maryland



**Dave McGinnis**

Assistant Head Coach/Linebackers



Dave McGinnis, a 35-year coaching veteran, enters his fifth season with the Titans

as the club's linebackers coach and fourth as Assistant Head Coach. 16.5 sacks in 1999. His 1998 defense helped lead Arizona to the playoffs and ranked third in the league in takeaways with 39. He totaled 16 wins (16-33) in three full seasons as head coach.

as the club's linebackers coach and fourth as Assistant Head Coach.

McGinnis has 22 seasons of NFL experience, including three and a half years as the head coach for the Arizona Cardinals. One of the most respected defensive minds in the game, McGinnis directed the Cardinals defense as their defensive coordinator from 1996 to 2000.

McGinnis built his reputation and knowledge during a 10-year stint (1986-95) with the Chicago Bears as a linebackers coach, where he worked with one of the best linebacker corps in the game: Mike Singletary, Wilber Marshall and Otis Wilson. He coached Hall of Famer Mike Singletary for seven of his 12 years in the league with each ending in a trip to the Pro Bowl. During his tenure in Chicago, the Bears advanced to the playoffs six times and the defense finished in the top six of the NFL in defense six times, including a first or second place ranking three times.

Under McGinnis' direction, Keith Bulluck has matured into one of the finest linebackers in the NFL. Bulluck led the team in tackles in five of the last six seasons, with 100 or more stops in every campaign, posted a career-high five sacks in 2004 and 2005 and a franchise record for interceptions by a linebacker with five last season. David Thornton joined the Titans as a free agent in 2006 and has amassed 262 tackles in two seasons. In 2007, the Titans ranked fifth in the NFL in total defense and rush defense.

Prior to joining the NFL ranks, McGinnis spent 13 years in college football with stops at his alma mater Texas Christian University (1973-74, '82), Missouri (1975-77), Indiana State (1978, '80-81) and Kansas State (1983-85).

As defensive coordinator in Arizona, he led a group that produced three Pro Bowlers in CB Aeneas Williams, DT Eric Swann and DE Simeon Rice. Rice also earned AP Rookie of the Year honors in 1996 and tallied 51.5 sacks in his tenure with the team, including a franchise record

McGinnis was a three-year starter as a defensive back at TCU, where he graduated in 1973 with a degree in business management.

Born in Independence, Kan. (8/7/51), and raised in Snyder, Texas, McGinnis resides in Nashville, Tenn., with his wife Kim.

Front Office

Schwartz/McGinnis

Players

Rookies

2007 Season

Records

History

Playoff History

Sidelines

## DAVE MCGINNIS COACHING LEDGER

<b>2005-08:</b>	Assistant Head Coach/Linebackers, Tennessee Titans
<b>2004:</b>	Linebackers, Tennessee Titans
<b>2000-2003:</b>	Head Coach, Arizona Cardinals <i>(named head coach 12/18/00)</i>
<b>1996-2000:</b>	Defensive Coordinator, Arizona Cardinals
<b>1986-95:</b>	Linebackers, Chicago Bears
<b>1983-85:</b>	Defensive Ends/Linebackers, Kansas State
<b>1982:</b>	Defensive Backs, Texas Christian
<b>1978, '80-81:</b>	Defensive Backs, Indiana State
<b>1976-77:</b>	Defensive Backs, Missouri
<b>1975:</b>	Graduate Assistant, Missouri
<b>1973-74:</b>	Graduate Assistant, Texas Christian



### Steve Watterson

Assistant Head Coach/Strength and Conditioning



One of the top strength and rehabilitation experts in the NFL, Steve Watterson is in his 23rd season

as the Titans' strength and conditioning coach.

Qualities of a Jeff Fisher team include strength, physicality and conditioning. Watterson has been entrusted with instilling many of these qualities that Fisher demands of his team.

In 2002, Watterson was awarded the President's Award from the Professional Football Strength and Coaches Society for his contributions to the field of strength and conditioning. In 1999, he was appointed to the National Research Council for Health (NRCH) scientific advisory council. NRCH was formed in 1977 to expand the scientific foundation and understanding of natural health science.

In 1992, Watterson received one of the highest honors of his career when he was named Professional Strength and Conditioning Coach of the Year. Watterson has been instrumental in helping to develop and implement various strength and conditioning programs with the Titans and directs the club's successful off-season conditioning program. Watterson joined the Oilers in 1986 as Strength and Conditioning Coordinator before becoming

an assistant coach in those areas prior to the 1988 season.

Before joining the Oilers, Watterson spent two seasons (1984-85) as the assistant trainer for the Philadelphia Eagles. From 1979-80, he served as the head trainer at Tucson (Ariz.) High School before accepting a similar post at Amphitheater High School in Tucson (1980-84). Watterson's other activities have included serving as a trainer at the 1982 Olympic Development Camp and at the National Sports Festival in Colorado Springs in 1983. Following the 1990 season, Watterson received national attention when he personally supervised the rehabilitation of auto racing superstar A.J. Foyt. Foyt credits Watterson with his ability to come back from severe leg injuries to race in the 1991 Indianapolis 500.

Watterson has advised Olympic and World-Class athletes on proper nutritional supplementation. NASCAR teams, such as Richard Petty's, have called on Watterson to advise them on proper nutrition for improved performance. He also has advised NASCAR teams on training for proper biomechanics for their pit crews.

Watterson is co-founder of [www.fitnessventuregroup.com](http://www.fitnessventuregroup.com). This website provides fitness programs and nutritional content to several major web sites, and its goal is to provide scientifically founded fitness

routines and diet plans to high school athletes based on their specific needs and level of experience.

Watterson has patents pending on shoulder and leg rehabilitation devices and on a leg measuring device through his company, Kelsea Plus Corp. He received his bachelor's degree from Rhode Island and his

master's degree from Arizona.

A native of Newport, R.I. (11/27/56), Watterson has three daughters, Kelsea (19), Bergen (10) and Dottie (2), and three sons, Brock (13), Cole (12) and Caden (6). Steve and his wife, Heidi, live in Hendersonville, Tenn.

STEVE WATTERSON COACHING LEDGER

**1986-08:** Strength and Conditioning, Tennessee Titans  
**1984-85:** Assistant Trainer, Philadelphia Eagles



**Matt Burke**

Defensive Assistant/Quality Control



Matt Burke is in his fifth season with the Titans and third as defensive asst./quality control. Burke is responsible for breaking down the film of upcoming opponents and self-scouting. On the field, he primarily works with the linebackers.

Burke originally joined the Titans as an administrative assistant in the football department. He assisted the coaching staff with scouting breakdowns during the week and on gamedays.

Prior to joining the Titans, Burke was the

assistant secondary coach for one season (2003) at Harvard. He broke into the college ranks in 2000 at Boston College as a graduate assistant for recruiting and then worked with the defense as a graduate assistant in 2001-02 for the Eagles. His first coaching position was at Bridgton Academy (Maine), where he worked in 1998 and 1999.

A native of Hudson, Mass., Burke (3/25/76) played safety at Dartmouth and was part of an undefeated Ivy League champion in 1996. Burke is single and resides in Nashville.

MATT BURKE COACHING LEDGER

**2006-08:** Defensive Assistant/Quality Control, Tennessee Titans  
**2003:** Asst. Secondary/Cornerbacks, Harvard  
**2001-02:** Graduate Assistant, Boston College  
**1998-99:** Secondary, Bridgton Academy (Maine)



**Earnest Byner**

Running Backs



Titans and 25th in the NFL.

Byner will be in charge of a young, diverse and talented corps of running backs

in his initial campaign with Tennessee. LenDale White looks to build on a 1,110-yard season last year. Rookie Chris Johnson, a fellow East Carolina University product, brings a dynamic weapon to the roster and will fill a variety of roles. Chris Henry looks to improve on his rookie sea-

son as a back that combines speed and power.

Byner joins the Titans after four seasons with the Washington Redskins as running backs coach. In each of four campaigns in Washington, a Redskin running back registered at least 1,100 rushing yards. Pro Bowl running back Clinton Portis tallied 4,616 rushing yards and 34 touchdowns during Byner's tenure with the team. He also was able to groom Ladell Betts, who filled in for an injured Portis in 2006, and gained 770 yards in the final six games of the season – the most ever by a Redskin over a six-game span in a single season.

Byner brings 24 years of NFL experience to the Titans as a player, coach and front office executive. He was originally a 10th round selection in the 1984 NFL Draft by the Cleveland Browns. He played for the Browns (1984-88, 94-95), Redskins (1989-93) and Baltimore Ravens (1996-97) during a 14-year career and finished with 8,261 career rushing yards, 56 touchdowns and two Pro Bowls (1990, 1991). At the

time of his retirement, his career yardage total ranked 16th in NFL history. After leaving the game as a player, he joined the Ravens front office in 1998 as the team's director of player development, also aiding the personnel and coaching departments. He left Baltimore in 2004 to join the Redskins as their running back coach.

During his career, Byner earned a number of honors, including being named one of the 70 all-time greatest Redskins in 2002, induction into the Ravens Ring of Honor, the Ed Block Courage Award in 1986, the 1996 NFL Extra Effort Award, the NFLPA Unsung Hero Award in 1997 and the Ravens Man of the Year Award in 1997.

A native of Milledgeville, Ga., Byner (9/15/62) rushed for 2,049 yards and 11 touchdowns at East Carolina and was recently inducted into the school's Sports Hall of Fame. Byner and his wife, Tina, have five daughters: Semeria, Adriana Monique, Brandi and Kyara.

## EARNEST BYNER COACHING LEDGER

<b>2008:</b>	Running Backs, Tennessee Titans
<b>2004-07:</b>	Running Backs, Washington Redskins



**Chuck Cecil**  
Secondary



member of the franchise. Cecil closed out his seven-year NFL playing career with the then-Houston Oilers in 1995.

The 2008 season marks Cecil's second campaign leading the defensive backs after three seasons working with the safeties and nickel backs. Last year the secondary recorded 14 interceptions and the team total of 22 ranked second in the NFL. Rookie safety Michael Griffin and second year cornerback Cortland Finnegan took significant strides last season and solidified their starting roles. Griffin recorded three interceptions, the most by a

Titans/Oilers rookie safety since Bubba McDowell recorded four in 1989.

In his time coaching safeties, Cecil oversaw the transition of the Titans safeties from a traditional "in the box" strong safety and deep free safety into a system that requires an all-round player that can play either spot and creates a defense that is more flexible. Under his direction, safety Chris Hope emerged as a consistent playmaker and has shown Pro Bowl potential as the undisputed leader of the Titans secondary. He registered career highs in tackles (128) and interceptions (5) in 2006.

Cecil originally joined the Titans coaching staff as defensive assistant coach in 2001 and was promoted in 2004, to work with the safeties and nickel backs.

As a player, Cecil was known for his

thunderous tackling and aggressive style during his time as a safety for the Green Bay Packers (1988-92), Phoenix Cardinals (1993) and Houston Oilers (1995). Cecil earned a trip to the Pro Bowl and garnered All-Madden status in 1992 after four interceptions and 102 stops. In 95 career games he totaled 400 tackles and 16 interceptions. He was originally drafted by the Packers in the fourth round (89th overall) of the 1988 NFL Draft.

Initially a walk-on for the University of Arizona football team, Cecil earned consensus All-America and Pac-10 Defensive

Player of the Year honors after a nine-interception senior season. As he left the college game, Cecil owned the career interception record in the Pac-10 with 21. He was inducted into the Wildcats' Sports Hall of Fame in 1993. He also spent two seasons (1999-2000) as a television analyst for the University of Arizona football games.

A California native, Cecil (11/8/64) is an avid golfer who has played a number of events on the Celebrity Golf Tour. Cecil and his wife, Carrie, have a daughter, Charli (3), and reside in Nashville.

CHUCK CECIL COACHING LEDGER

- 2007-08:** Defensive Backs, Tennessee Titans
- 2004-06:** Safeties and Nickel Backs, Tennessee Titans
- 2001-03:** Defensive Assistant/Quality Control, Tennessee Titans



**Marty Galbraith**  
Special Teams Assistant



Marty Galbraith is in his fourth season with the Titans as assistant special teams coach and sixth overall in the NFL. Galbraith assists Alan Lowry in every aspect of the special teams, including film break down, game-planning and instruction. Over the past three seasons, he has also assisted Mike Munchak in his work with the offensive line.

Last year saw the emergence of kicker Rob Bironas into a record-setting performer and a Pro Bowl talent. He earned his first Pro Bowl selection after leading the league in field goals made (35), including an NFL-record eight field goals at Houston.

The special teams unit had another standout season in 2006, which included the leading punt returner in the NFL (Pacman Jones, 12.9 avg.), ranking second in net punt average, third in punts inside the 20-yard line (32) and a franchise long 60-yard field goal by Bironas to defeat Indianapolis.

In 2005, the Titans were the only NFL team that didn't have a negative special teams play over the entire season (fumble lost, blocked kick, return allowed for TD).

A 35-year coaching veteran, Galbraith has coaching experience in a variety of capacities and at all levels including pro, college and high school, most recently as offensive coordinator for Duke University during the 2004 season.

Galbraith has experience in the professional ranks with the Arizona Cardinals (Tight Ends, 2003) under Dave McGinnis, Kansas City Chiefs (Offensive Line, 1985), and the USFL's Tampa Bay Bandits (Offensive Line, 1983-84) and Arizona Outlaws (Offensive Line, 1986).

His background includes 20 years at the collegiate level and another seven in the high school ranks. He was the offensive line coach at North Carolina State (2000) and took over as offensive coordinator (2001-02) for the Wolfpack, setting numerous offensive records, including a school record 11-win season in quarterback Philip Rivers' junior season.

He broke into the coaching ranks as a grad assistant at Northwest Missouri State in 1973 and would make stops at Purdue (1977), Wake Forest (1978-82, 1989-90), Louisiana State (1987-88), Pittsburgh (1991), Georgia Tech (1992-93) and

Marshall (1998-99). His teams appeared in eight bowl games: 1979 and 2001 Tangerine Bowls, 1987 Gator Bowl, 1988 Hall of Fame Bowl, 1998 and 1999 Motor City Bowl, 2000 Micronpc.com Bowl and the 2002 Gator Bowl.

His tenure at Marshall saw the Thundering Herd post a 25-1 mark, including two Mid-American Conference championships and the development of current N.Y. Jet Chad Pennington into a first-round draft pick.

A native of Joplin, Mo. (2/3/50), Galbraith was a standout defensive back at Missouri Southern and captained the NAIA national championship team in 1972. He was inducted in the Missouri Southern Athletic Hall of Fame in 1999. Galbraith has three grown children – daughters Amy and Kasie, and son Stephen, daughter-in-law Michelle and new grandson Samuel – and resides in Nashville, Tenn.

## MARTY GALBRAITH COACHING LEDGER

<b>2005-08:</b>	Asst. Special Teams, Tennessee Titans
<b>2004:</b>	Offensive Coordinator, Duke
<b>2003:</b>	Tight Ends, Arizona Cardinals
<b>2000-02:</b>	Offensive Line/Offensive Coordinator, N.C. State
<b>1998-99:</b>	Asst. Head Coach/Off. Coord./Offensive Line, Marshall
<b>1995-97:</b>	Head Coach, Lassiter (Ga.) High School
<b>1994:</b>	Defensive Backs, Pope (Ga.) High School
<b>1992-93:</b>	Tight Ends/Special Teams, Georgia Tech
<b>1991:</b>	Tight Ends/Special Teams, Pittsburgh
<b>1989-90:</b>	Offensive Coordinator/Offensive Line, Wake Forest
<b>1987-88:</b>	Tight Ends/Offensive Line, Louisiana State
<b>1986:</b>	Offensive Line, Arizona Outlaws (USFL)
<b>1985:</b>	Offensive Line, Kansas City Chiefs
<b>1983-84:</b>	Offensive Line, Tampa Bay Bandits (USFL)
<b>1978-82:</b>	Offensive Line/Defensive Backs, Wake Forest
<b>1977:</b>	Wide Receivers, Purdue
<b>1974-76:</b>	Offensive Line, Joplin (Mo.) Memorial High School
<b>1973:</b>	Grad Asst./Defensive Backs, Northwest Missouri State



**Fred Graves**  
Wide Receivers



Fred Graves is in his second season with the Titans and 33rd season in coaching.

In his first season with the Titans, Graves took an unproven group of wide outs and groomed them into reliable targets. Both Justin Gage and Roydell Williams emerged, tying for the team lead in receptions with 55 each and in the process shattering their career highs in both receptions and yards. A stickler for precision, Graves' group ranked second in the NFL in fewest

drops per catchable pass (16, according to STATS, Inc.).

Graves joined the Titans from the Detroit Lions, where he coached the wide receivers in 2005. In his one season with the Lions, the corps of wide receivers totaled 148 receptions for 1,810 yards and wide receiver Roy Williams continued to mature into a feature target with a career-high eight touchdowns.

Graves spent one season coaching the wideouts for the Cleveland Browns in 2004. His first NFL job was with the

Buffalo Bills on Gregg Williams' staff from 2001 until 2003. In 2002, the Bills receivers posted eye-popping numbers with the trio of Eric Moulds, Peerless Price and Josh Reed combining for 231 receptions, 3,053 yards and 21 touchdowns. Moulds became the first Bills receiver to reach the 100-reception mark in a season and earned a Pro Bowl selection.

Graves spent 26 years coaching in the college ranks with 19 of those years (1982-00) spent at his alma mater, Utah. While coaching for the Utes, he held a number of positions, including assistant head coach/wide receivers (1994, 1998-00), offensive coordinator/wide receivers (1995-97), wide receivers (1982-89, 1991-93) and running

backs (1990). In his tenure with the Utes, he tutored future NFL players Kevin Dyson (Titans) and Steve Smith (Carolina Panthers). Graves' coaching career began at Northeast Missouri State (1975-76) and includes stints at Western Illinois (1977-78) and New Mexico State (1979-81).

Born in Los Angeles, Calif. (3/2/50), Graves played halfback and split end for the University of Utah and led the team in receptions with 45 in his senior year. Graves and his wife, Michele, have a son, Marcus (11), a grown daughter, Amber, and two grandchildren, Teneil and Isaiah. His wife Michele was a former softball coach at the University of Utah and a Utah Softball Hall of Fame Inductee.

**FRED GRAVES COACHING LEDGER**

<b>2007-08:</b>	Wide Receivers, Tennessee Titans
<b>2005:</b>	Wide Receivers, Detroit Lions
<b>2004:</b>	Wide Receivers, Cleveland Browns
<b>2001-03:</b>	Wide Receivers, Buffalo Bills
<b>1998-00:</b>	Asst. Head Coach/Wide Receivers, University of Utah
<b>1995-97:</b>	Offensive Coordinator, University of Utah
<b>1994:</b>	Asst. Head Coach/Wide Receivers, University of Utah
<b>1991-93:</b>	Wide Receivers, University of Utah
<b>1990:</b>	Running Backs, University of Utah
<b>1982-89:</b>	Wide Receivers, University of Utah
<b>1979-81:</b>	Tight Ends/Wide Receivers, New Mexico State
<b>1977-78:</b>	Tight Ends/Wide Receivers, Western Illinois
<b>1975-76:</b>	Tight Ends/Wide Receivers, Northeast Missouri St.



**Craig Johnson**  
Quarterbacks



Craig Johnson is in his ninth season with the Titans and seventh as quarterbacks coach.

He originally came to Tennessee as an offensive assistant/quality control coach and was promoted to quarterbacks coach prior to the 2002 season.

During his tenure with the team, Johnson has developed an NFL co-MVP (Steve McNair, 2003), an NFL Rookie of the Year (Vince Young, 2006) and a record setting performer (Billy Volek) that resulted in four Pro Bowl seasons.

The last two seasons have been devoted to grooming Young into a polished and experienced quarterback. Last year, Young continued to show development, improving in nearly every category from his rookie campaign, including completion percentage, yards per attempt, sacks per pass and passer rating.

In 2006, Johnson mentored Young, the team's first round draft pick, in his transition from college phenom to rookie backup to full-time starter in the span of six months. Young became the starter in Week 4 and proceeded to post an 8-5 record, earn-



ing NFL Rookie of the Year honors and becoming the first rookie quarterback to play in the Pro Bowl. Young would establish a number of league and franchise rookie records, including the most rushing yards (552) and rushing touchdowns (7) in NFL history; he sits atop all of the Titans/Oilers offensive categories for rookie signal callers.

In his first six seasons with the team, Johnson helped develop McNair into one of the finest quarterbacks in the NFL, co-MVP of the league in 2003 and three-time Pro Bowl selection. Over the six-year period, McNair set career highs in every category, including passing yards (3,387 in 2002), completion percentage (62.6 in 2000), touchdowns (24 in 2003) and passer rating (100.4 in 2003).

He was instrumental in the progression of Volek into a record-setting performer. He owns the NFL record for passing yards over the first 10 career starts (2,789 yards), and Volek also became just the fourth player in NFL history to post consecutive 400-yard passing games (Fouts, Marino and Simms) in 2004.

In 2003, McNair became the first quarterback in franchise history to earn NFL MVP honors. He also became the first AFC quarterback since 1995 to post a yards-per-attempt average of 8.0 or higher (8.04) and the only AFC quarterback to produce a touchdown in every game he started in 2003. Additionally, each of the three Titans quarterbacks (McNair, Volek and Neil O'Donnell) finished the year with passer ratings above 100.

Johnson joined the Titans staff after spending three seasons as the quarterbacks

coach at the University of Maryland. During his tenure, he also served as the Terps' offensive coordinator for two years (1997-98). In his last year at Maryland, the Terps led the Atlantic Coast Conference in rushing offense (235 yards per game avg.).

He served as the quarterback coach for five seasons at Northwestern University (1992-96). At NU, he was part of the first back-to-back Big Ten Conference champions (1995-96) in the school's history. Johnson's quarterback Steve Schnur earned First-Team All Big Ten honors as a senior and posted a career-high 336 passing yards in the 1996 Rose Bowl against USC. In three of his five years at NU a Wildcats quarterback earned All Big Ten honors.

Prior to his stint at Northwestern, Johnson served as offensive coordinator and quarterbacks coach for three seasons (1989-91) at Virginia Military Institute. Under Johnson, VMI's offense ranked fifth in the nation in total offense in 1990 and first in rushing offense in 1991. He broke into college coaching as a graduate assistant at his alma mater, Wyoming, in 1983 before moving on to the University of Arkansas in 1984 in the same capacity. In 1985, he was a part-time assistant coach at Army, tutoring the fullbacks. Johnson then served as running backs coach for three seasons (1986-88) at Rutgers.

A native of Rome, N.Y. (3/3/60), Johnson grew up in Aurora, Colo., and earned three letters as a quarterback at Wyoming, throwing for more than 1,100 yards and seven touchdowns as a senior in 1982. Johnson and his wife, Darlene, are parents of two daughters, Shelby (18) and Sydney (16).

## CRAIG JOHNSON COACHING LEDGER

<b>2002-08:</b>	Quarterbacks, Tennessee Titans
<b>2000-01:</b>	Offensive Assistant/Quality Control, Tennessee Titans
<b>1997-98:</b>	Offensive Coordinator, University of Maryland
<b>1997-99:</b>	Quarterbacks, University of Maryland
<b>1992-96:</b>	Quarterbacks, Northwestern University
<b>1989-91:</b>	Offensive Coordinator/Quarterbacks, VA Military Institute
<b>1986-88:</b>	Running Backs, Rutgers University
<b>1985:</b>	Assistant Running Backs, Army
<b>1984:</b>	Graduate Assistant, University of Arkansas
<b>1983:</b>	Graduate Assistant, University of Wyoming



**Alan Lowry**  
Special Teams



Alan Lowry is in his 13th season as an assistant coach with the Titans and 10th as special teams coach. During the last eight seasons, the Titans have produced 12 special teams touchdowns, including 10 kick returns for touchdowns.

Last year saw the emergence of kicker Rob Bironas into a record-setting performer and a Pro Bowl talent. He earned his first Pro Bowl selection after leading the league in field goals made (35), including an NFL record eight field goals at Houston.

The special teams unit had another standout season in 2006, which included the leading punt returner in the NFL (Pacman Jones, 12.9 avg.), ranking second in net punt average, third in punts inside the 20-yard line (32) and a franchise long 60-yard field goal by Bironas to defeat Indianapolis. The last time a Titans/Oilers player led the league in punt return average was 1977, when Billy "White Shoes" Johnson held the distinction. Jones also matched Johnson's 1975 franchise record of three punt returns for touchdowns in one season.

In 2005, the Titans were the only NFL team that didn't have a negative special teams play over the entire season (fumble lost, blocked kick, return allowed for TD).

In 2004, the Titans finished fourth in the NFL in net punt average (37.8) and in 2003, led the NFL in kickoff return average defense, allowing only 18.8 yards per return. In 2002, the Titans led the league in average starting position after kickoff. In the 2002 season finale at Houston (12/29/02), the Titans blocked a field goal and a punt for the first time in the same game since 1991.

In 2000, the Titans were one of only two NFL teams (Seattle) to rank in the top 10 in the league in punt return average, kickoff return average, punt return defense and kickoff return defense. Tennessee has

ranked in the top 10 in punt return defense in five of the last seven seasons.

In the 1999 season, the Titans were propelled to the Super Bowl with a number of plays on special teams, including the "Music City Miracle" and Derrick Mason's 80-yard kick return for a touchdown in the 1999 AFC Championship Game. Lowry took over the Titans' special teams after coaching the club's wide receivers corps from 1997-98. He has 10 seasons coaching special teams from his positions with Dallas (1982-85, '89), Tampa Bay (1991), and San Francisco (1992-95). Lowry joined the Oilers in 1996 as defensive assistant/quality control coach and was promoted to wide receivers coach one year later.

Lowry spent nine seasons with the Dallas Cowboys (1982-90). He originally joined the Cowboys in 1982 and through the years filled many roles, including special teams (1982-85, '89), receivers (1986-88) and tight ends (1990). In 1991, he served as the special teams/tight ends coach for the Tampa Bay Buccaneers, and as special teams coach for the San Francisco 49ers from 1992-95. In San Francisco, Lowry and the Niners made three NFC Championship game appearances (1992, 1993, 1994) and captured a Super Bowl Championship (XXIX).

A former quarterback and defensive back at the University of Texas, Lowry earned All-Southwest Conference honors before joining the coaching ranks. Lowry began his coaching career at Virginia Tech in 1974 before moving to the University of Wyoming in 1975. He spent 1976 with the Dallas Cowboys in their scouting department before returning to Texas from 1977-81 as defensive backs coach.

A native of Miami, Okla., Lowry resides in Franklin, Tenn., with his wife, Donna. The couple has two daughters, Marta (25) and Lindsay (20).

## ALAN LOWRY COACHING LEDGER

- 1999-08:** Special Teams, Tennessee Titans
- 1997-98:** Wide Receivers, Tennessee Oilers
- 1996:** Defensive Assistant/Quality Control, Houston Oilers
- 1992-95:** Special Teams, San Francisco 49ers
- 1991:** Special Teams/Tight Ends, Tampa Bay Buccaneers
- 1990:** Tight Ends, Dallas Cowboys
- 1989:** Special Teams, Dallas Cowboys
- 1986-88:** Receivers, Dallas Cowboys
- 1982-85:** Special Teams, Dallas Cowboys
- 1977-81:** Defensive Backs, University of Texas
- 1976:** Scouting Department, Dallas Cowboys
- 1975:** Defensive Backs, University of Wyoming
- 1974:** Quarterbacks, Virginia Polytechnic Institute



**Mike Munchak**  
Offensive Line



Pro Football Hall of Fame guard Mike Munchak is in his 12th season as the Titans offensive line coach.

Munchak has become one of the most respected offensive line coaches in the NFL for his ability to teach and produce technically sound offensive lines despite annual changes to his positional group. Since becoming offensive line coach in 1997, he has only once had the same starting five offensive linemen from one year to the next, a trend that will continue this season with the loss of guards Jacob Bell and Benji Olson.

Last season, the Titans tallied their second consecutive 2,000-yard rushing season (2,109) for the first time since 1979 and (1980) and over the past two seasons have produced the most rushing yards (4,323) since 1997-98. Showing the consistency of the offensive line, the Titans have produced four different 1,000-yard rushers (George, Brown, Henry, White) over the past five seasons. Additionally, the Titans ranked in the NFL Top 10 over the last two years for fewest sacks allowed; and since 1999, the Titans rank third in the NFL in fewest sacks allowed with 275.

Although the names on the line have

changed on a yearly basis, Munchak has consistently shown the ability to train younger talent. In 2005, he tutored rookie tackle Michael Roos, who only had three years of offensive line experience in his football career, well enough to earn a starting role for all 16 games. The line ranked 10th in the league in fewest sacks allowed (31). In 2004, then-rookie guard Jacob Bell replaced Zach Piller, who was injured in the opening game, and Bell would go on to earn all-rookie honors. The offense didn't miss a beat, ranking 11th in the league in total offense and producing a 1,000-yard rusher in Chris Brown and two 1,100-yard receivers in Derrick Mason and Drew Bennett. In 2003, he mentored Justin Hartwig into the Titans starting center despite Hartwig never having played the position. The line took time to come together in 2003, but would finish in the league's Top 10 in fewest sacks allowed, providing protection for NFL co-MVP Steve McNair and paving the way for another 1,000-yard rushing season for Eddie George.

Under Munchak's direction, the Titans offensive line has shown great versatility and an ability to match a particular style of play. He built a bruising, grind-it out line that helped George rush for a career-high

1,509 yards in 2000, a protection-sound line that cared for an MVP quarterback in Steve McNair and several editions that have shown the ability to do both.

One of the greatest Oilers of all-time, Munchak joined the club's front office in 1994, assisting the offensive coaching staff and providing quality control. He was later promoted to offensive line coach in 1997.

A former first-round draft choice of the Oilers (eighth overall) in 1982, Munchak played in 159 regular season games (fourth all-time on club's list) and 10 playoff games before retiring on July 21, 1994.

Munchak became the fifth player in franchise history to be inducted into the Pro Football Hall of Fame (July, 2001) and the first to enter the Hall after playing his entire career with the franchise. He was introduced by long-time teammate and friend Bruce Matthews, who became the first active NFL player to make a Hall of Fame

induction. Munchak returned the favor in the summer of 2007, introducing Matthews as he entered the Pro Football Hall of Fame.

When he retired from playing, Munchak owned the club mark with nine Pro Bowl invitations. He had his uniform (#63) retired on Nov. 6, 1996, marking only the fourth jersey (at that time) in Oilers history to be retired (Earl Campbell's #34, Jim Norton's #43 and Elvin Bethea's #65 were the others). He also was named to the inaugural class of the Titans/Oilers Hall of Fame and elected to the Pennsylvania, Texas and Polish-American Sports Hall of Fames. Lastly, he was honored as one of the 38 Sports Legends of Houston prior to Super Bowl XXXVIII.

A native of Scranton, Pa. (3/5/60), and graduate of Penn State, Munchak and his wife, Marci, have two daughters, Alexandria (22) and Julie (20).

MIKE MUNCHAK COACHING LEDGER

- 1997-08: Offensive Line, Tennessee Titans
- 1994-96: Offensive Assistant/Quality Control, Houston Oilers



**Marcus Robertson**  
Assistant Secondary



Marcus Robertson is in his 18th season in the NFL, second season as a coach and 16th season with the Titans organization as a player and front office member.

Last year was his first season assisting Chuck Cecil with the secondary, and he was responsible for breaking down and analyzing third-down and two-minute packages. Robertson also was instrumental in helping rookie Michael Griffin grow as a starting NFL safety and guiding the continued development of Cortland Finnegan into a top-flight cornerback. The secondary as a whole greatly improved as well, rising from 27th in passing defense in 2006 to 10th in 2007, increasing interceptions from 17 to 22 and overall yardage from 32nd to 5th.

Before joining the coaching staff, Robertson spent four years (2003-06) as the

Titans Director of Player Development. He assisted Titans players with career transition into and out of the NFL through continuing education, financial education and dealing with family matters through player programs. In 2006, Robertson was selected by Titans Owner K.S. "Bud" Adams, Jr. to represent the club at the NFL's Stanford Executive Training Program at the Stanford Business School where he took part in upper level executive training. Robertson, whose staff won the Winston and Shell Award in 2006 for its innovation and commitment to player development in the NFL, took over the department in August 2003.

A 12-year NFL veteran, Robertson played 10 years with the Oilers/Titans and two seasons in Seattle. Robertson, named First Team All-Pro at free safety in 1993 and 1997, recorded 22 interceptions in his Titans/Oilers career and played in the post-

season in five of his 10 seasons with the franchise. Over the course of his 12-year NFL career, Robertson played in 157 games (144 starts) with 851 tackles, 24 interceptions, and 1.5 sacks. He was originally drafted by the Houston Oilers in the 4th round of the 1991 NFL Draft from Iowa State. This fall, Robertson will be inducted into the Iowa State Athletic Hall

of Fame, where he starred as a cornerback and totaled 257 tackles, six interceptions and nine forced fumbles during his four-year career.

A native of Pasadena, Calif., Robertson (10/2/69) and his wife, Holly, reside in Franklin, Tenn., with their three children: Morgan (12), Milan (10) and Marcus Andrew (7).

## MARCUS ROBERTSON COACHING LEDGER

**2007-08:** Asst. Secondary, Tennessee Titans



**Jim Washburn**  
 Defensive Line



Jim Washburn is in his 10th season as the Titans defensive line coach. Over the last nine seasons, the Titans rank ninth in the NFL and fifth in the AFC in sacks (358) and have set the team record for sacks twice during that period (1999 and 2000).

Known for his fiery demeanor, Washburn has consistently received a great deal of effort and production from his positional group that has gone through a number of personnel changes in each of his 10 years with the organization.

Over the years, Washburn has demonstrated the ability to develop talent, molding players like Kyle Vanden Bosch, Jevon Kearse, John Thornton, Robaire Smith, Antwan Odom, Kevin Carter, Albert Haynesworth and Tony Brown into top-flight producers. During his tenure, four of his players (Kearse, Vanden Bosch, Carter, Haynesworth) have earned a total of seven Pro Bowl selections.

Last year, the defensive line produced two Pro Bowl selections (Vanden Bosch and Haynesworth); and for the first time since 1993, the franchise had four defensive lineman with six or more sacks (Vanden Bosch, Odom, Haynesworth, LaBoy) and a total of 36.0 sacks from the defensive line.

In 2005, veteran free agent Vanden Bosch joined the Titans in need of a second

chance after spending an injury-filled four seasons with the Arizona Cardinals where he totaled 5.0 sacks. Under the coaching of Washburn and finally healthy, Vanden Bosch became a dominant defensive force for the Titans. Over the last three seasons, he has earned two Pro Bowl selections, collected 31.0 sacks (9th in the NFL in that time period) and 333 tackles (111 tackles/season).

Washburn's most heralded and successful project was the education of Jevon Kearse. His conversion from a college linebacker into an NFL defensive end helped change the game as we knew it. Kearse set an NFL rookie record for sacks (14.5) and in his five years with the Titans posted 47.5 sacks and earned three Pro Bowl invites. Reunited with Washburn in the offseason as a free-agent signing, Kearse looks to recapture his jaw-dropping form.

Washburn spent one season at the University of Houston after four seasons as the defensive line coach at the University of Arkansas from 1994-97. Washburn went to Arkansas after coaching the Charlotte Rage of Arena Football in 1993. He also served as defensive coordinator for the London Monarchs of the World League of American Football in 1992 after a year as their defensive line coach in 1991. Washburn was head coach of the Charlotte Barons, helping the team to a national championship.

Before entering the professional coach-

ing ranks, Washburn was the defensive line coach at South Carolina from 1983-88 and at New Mexico from 1980-82. He began his coaching career as graduate assistant at Southern Methodist University in 1976. He then spent two seasons (1977-78) as defensive coordinator at Lees McRae Junior College (worked under Titans scout Cole Proctor, who was the head coach) before moving to Livingston University as defensive coordinator in 1979.

A native of Shelby, N.C. (12/2/49), Washburn was a four-year letterman at Gardner Webb College, where he earned his bachelor's in physical education in 1973. He added his master's degree from North Carolina A&T in 1975. Washburn and his wife, Sandy, have three children, Jessica, Brady, Jeremiah, daughters-in-law Susan and Ashley and four grandchildren, Allison Grace, Luke, Drew and Avery Jane.

JIM WASHBURN COACHING LEDGER

<b>1999-08:</b>	Defensive Line, Tennessee Titans
<b>1998:</b>	Defensive Line, University of Houston
<b>1994-97:</b>	Defensive Line, University of Arkansas
<b>1993:</b>	Assistant Coach, Charlotte Rage (Arena Football League)
<b>1992:</b>	Defensive Coordinator, London Monarchs (WLAF)
<b>1991:</b>	Defensive Line, London Monarchs (WLAF)
<b>1990:</b>	Head Coach, Charlotte Barons
<b>1983-88:</b>	Defensive Line, University of South Carolina
<b>1980-82:</b>	Defensive Line, University of New Mexico
<b>1979:</b>	Defensive Coordinator, Livingston University
<b>1977-78:</b>	Defensive Coordinator, Lees McRae Junior College
<b>1976:</b>	Graduate Assistant, Southern Methodist University



**John Zernhelt**

Tight Ends



John Zernhelt is in his third season with the Titans and fourth NFL season. A 32-year veteran of coaching, Zernhelt joined the Titans after one season as tight ends coach with the New York Jets.

As an extension of the offensive line, the tight ends are a key part of the Titans run-game and helped the team rank in the top five in rushing in each of the past two seasons, while posting 2,000 rushing yards in each season.

Last season, Bo Scaife registered a career high 46 receptions and over his three-year career ranks second in receptions (112) among tight ends selected in the 2005 Draft (Heath Miller). This offseason, the Titans added four-time Pro Bowler Alge Crumpler and used a third-round

draft choice on Craig Stevens from California.

Prior to joining the NFL, Zernhelt spent 28 seasons in the college ranks, including one year as head coach at the Citadel in 2004. He served as offensive coordinator in 2003 at the Citadel, before rising to head coach.

Zernhelt spent four seasons as offensive coordinator/offensive line coach at James Madison. Before joining James Madison, he made stops as an offensive line coach at South Carolina (1996-98), Duke (1994-95), Rice (1992-93), Maryland (1987-91), East Carolina (1982-86), Marshall (1981) and Ferrum College (1977-80). At both Rice and Duke, Zernhelt worked with Titans offensive coordinator Mike Heimerdinger.

A graduate of Maryland, Zernhelt

enjoyed a stellar playing career for the Terrapins as an offensive lineman, earning three ACC championships and playing in the Liberty, Gator and Cotton Bowls during his career. He was recognized for his achievements in October of 2002 by his

induction into the Pennsylvania Sports Hall of Fame for the Allen-Rogowicz Chapter.

A native of Newtown, Penn., Zernhelt (1/4/54) and his wife Katie have one son, John Paul (19).

## JOHN ZERNHELT COACHING LEDGER

<b>2006-08:</b>	Tight Ends, Tennessee Titans
<b>2005:</b>	Tight Ends, New York Jets
<b>2004:</b>	Head Coach, The Citadel
<b>2003:</b>	Offensive Coordinator, The Citadel
<b>1999-2002:</b>	Offensive Coordinator/Off. Line, James Madison
<b>1996-98:</b>	Offensive Line, South Carolina
<b>1994-95:</b>	Offensive Line, Duke
<b>1992-93:</b>	Offensive Line, Rice
<b>1987-91:</b>	Offensive Line, Maryland
<b>1982-86:</b>	Offensive Line, East Carolina
<b>1981:</b>	Offensive Line, Marshall
<b>1977-80:</b>	Offensive Line, Ferrum College





## Vincent Marino

### Senior Director of Football Administration

Vincent Marino joined the Titans in 2007 after spending 18 years in the NFL offices in New York.

Marino's primary responsibilities include the management of the Titans' salary cap and player contract negotiations. He interacts closely with Titans Senior EVP/General Counsel Steve Underwood and Titans GM Mike Reinfeldt on numerous football related issues. During his time with the NFL's Management Council, Marino spent eight years in the Player Personnel Department (Analyst, 1990-95; Manager/Player Personnel, 1995-98) and eight years in Labor Operations (Sr. Manager of Labor Operations, 1998-03), the last three as the Director of Labor Operations (2003-06). Marino gained expertise in various capacities and his experience includes: being a primary club contact for player contract valuations,

enforcing the rules of the CBA (collective bargaining agreement), salary cap regulation and participating in a strategic group related to forming the last CBA between the league and the players. Additionally, he has assisted the league in Super Bowl game operations and has served as a replay communicator at numerous games during his tenure. He originally joined the NFL as an assistant in the Public Relations department, where he spent two years. Born and raised in the Bronx, N.Y., Marino graduated from Bronx High School of Science and went on to earn summa cum laude honors from Fordham University. While at Fordham, he earned a communications degree and is a member of Phi Beta Kappa. An avid runner, Marino has completed six marathons, including four New York City Marathons. Marino and his wife, Nikoleta, have two children: Nikolas (2) and Alexander (1). They reside in Brentwood, Tenn.



## Lake Dawson

### Director of Pro Personnel

Lake Dawson joined the Titans in 2007 as Director of Pro Personnel. He came to the Titans' organization

with 12 years of NFL experience and is entering his 14th NFL season. While with the Seattle Seahawks, Dawson was an instrumental member of the personnel department, as the organization won the NFC West Divisional Championship in three consecutive seasons and a Super Bowl berth in 2005. In his current position, he manages and oversees all day-to-day football operation duties for the pro personnel department and staff, including free agent signings, scouting and advances. Dawson works closely with General Manager Mike Reinfeldt and Head Coach Jeff Fisher in evaluating personnel and

managing the Titans' roster. He scouts all levels of professional football, including the NFL, CFL and Arena Football League. In addition, he assists in coordinating, evaluating and ranking the nation's top rated collegiate prospects for the annual NFL Draft. In Seattle, Dawson last held the title of Assistant Director of Pro Personnel and he originally joined the Seahawks as a Pro Personnel Assistant in 2001. Dawson was an NFL wide receiver and a third-round selection by Kansas City in 1994. He also spent time on the Colts' roster before retiring due to injuries. He is a graduate from the University of Notre Dame, where he played football for four years. He is working towards a graduate degree in business. Dawson and his wife, Lori, have three children: Bella, Myles and Leila.





## C.O. Brocato

### National Supervisor of College Scouting

C.O. Brocato enters his 34th season with the Titans and second as National Supervisor of College Scouting, responsible for cross-checking all of the college talent west of the Mississippi. Prior to his current post, he spent five seasons as the team's National Coordinator of College Scouting and was primarily responsible for assessing talent in the Central United States. He re-joined the Titans in 1981 for his second tour of duty with the club as a scout. Brocato has been placed on the preliminary list of nominees of former players, coaches and contributors for election to the Pro Football Hall of Fame three times (2008, 2007 and 2005). He was featured in an ESPN.com story in 2006, detailing his role as one of the NFL's most respected scouts. Brocato was presented a game ball from Titans owner K.S. "Bud" Adams, Jr. at halftime of the Titans/Bengals game in 2004 in honor of his 30 years of service to the team. Brocato was inducted into The National

Football Foundation and College Hall of Fame of the S.M. McNaughton Chapter of North Louisiana in 2002, being recognized for outstanding contribution to amateur athletic football in North Louisiana. Brocato also was recently named one of the NFL's top 10 scouts in a newspaper poll of league general managers. Following his graduation from Baylor University, Brocato was the head football coach at Jesuit High School in North Louisiana from 1958-67. He capped his tenure by earning Coach of the Year honors in 1967 when he led his school to a perfect 13-0 record in AA play. In 1968, he assumed the title of Defensive Coordinator at Northern Arizona, remaining at the Flagstaff school for three seasons. From 1971-74, he held a similar post at Texas-Arlington before joining the Oilers in a scouting capacity from 1974-76. From 1977-81, Brocato served as a scout for the United States Scouting Combine. Born Oct. 31, 1929, C.O. and his wife, Lucy, have one daughter, Becky. His family resides in Arlington, Texas.



## Mike Ackerley

### Director of College Scouting – Eastern Region

Mike Ackerley enters his ninth season with the Titans and his 18th NFL season overall. As Director of College Scouting – Eastern Region, he is responsible for coordinating and cross-checking all of the college talent east of the Mississippi. He joined Tennessee after one season as Director of Pro Scouting with the St. Louis Rams, and seven-plus seasons as the Western Region College Scout with the Tampa Bay Buccaneers. Prior to joining the NFL, Ackerley had the unique distinction of coaching on three levels - junior college, NCAA Division I and in the U.S. Football League. Mike started his football career as a graduate assistant at Colorado State University from 1970 to 1972, then

coached Colorado State University defensive line from 1973-79. Ackerley moved on to coach outside linebackers at Kansas (1980-82) and defensive line at Iowa State (1983). In the USFL, Ackerley coached linebackers for the LA Express in 1984, then was Defensive Coordinator of the LA Express in 1985. Returning to college football, he coached linebackers and defensive backs for two seasons at Bakersfield College, and defensive line for a single season at Southern California. Ackerley also was defensive line coach at Arizona State (1988-91) and Scottsdale C.C. (1992). A native of St. Paul, Minn., Mike and his wife Jeanne have three children - Chad, Cale, and Carrie - and seven grandchildren. Mike and Jeanne reside in Nashville.



## Blake Beddingfield

### Scouting Coordinator

Blake Beddingfield is in his 10th season with the Titans and his second as Scouting Coordinator. He is responsible for coordinating a staff of college and regional scouts, organizing and running draft meetings and coordinating the evaluation and ranking process of NFL draft-eligible prospects. Prior to his promotion, Beddingfield was a regional scout for the Titans for six seasons and filled a variety of other roles, including preparation of the college draft boards and college scouting database, assisting in the evaluation of NFL players and serving as an advance scout for Titans opponents. In 2004, Beddingfield was selected by Titans Owner K.S. "Bud" Adams, Jr. to represent the Titans at the Stanford Executive

Training Program at the Stanford Business School where he joined other NFL executives to take part in a wide range of educational programs under the direction of Stanford faculty and NFL personnel. In 2007, Beddingfield was also selected by the Titans to attend the first annual NFL Football Operations Career Development Symposium. Beddingfield originally joined the Titans prior to the 1999 NFL Draft as a scouting assistant. He came to the club after spending one season (1998) in scouting with the Arena Football League's Albany Firebirds. Beddingfield graduated from the University of Alabama, where he received a degree in criminal justice. A native of Huntsville, Ala., he and his wife, Julie, have two children: daughter Anna Grace (5) and son, Brock (2). They reside in Brentwood, Tenn.



## Ray Biggs

### College Scout

Ray Biggs is in his 15th season with the Titans. He joined the team in 1994 after spending five years as a Northwest area scout for National Football Scouting, Inc. Prior to his scouting work, Biggs embarked on a successful coaching career, starting as an assistant at Walla Walla Community College (1969-71). In 1972, he began work on his master's degree at Colorado State and was a graduate assistant with the football program. From 1975-83 he was the assistant head coach and coordinated recruiting at Mesa

State College, where in 1982 the Mavericks played for the national championship in their division. In 1983 he moved to Yakima Valley College (1983-89) as assistant dean of students and assistant head coach in charge of recruiting and budgets. Biggs was a two-year starter at defensive tackle at Montana State where they won the Big Sky championship each year and he earned a degree in business management. He received his master's degree in college student personnel administration from Colorado State in 1975. A native of Walla Walla, Wash., Ray and his wife, Lynn, have a son, Chris.



## Johnny Meads

### College Scout

Johnny Meads joined the Titans as a scout prior to the 2000 season after spending nine years with the organization as a linebacker for the then-

Houston Oilers from 1984-92. Meads handles the Midwest region for the Titans. The Oilers originally drafted Meads in the third round (58th overall) of the 1984 NFL Draft from Nicholls State where he held the school record for tackles and earned 1-AA

All-American honors. Meads totaled 528 tackles in 117 games, including 97 starts during his career with the Oilers. He started at outside linebacker on the Oiler teams that reached the postseason in each of his last five seasons and won the AFC Central title in 1991. After being waived by the Oilers in 1992, Meads finished his final NFL season with the Washington Redskins. He earned his first scouting position in 1997 when he joined the Green Bay Packers as a college scout for the Southwest area, working for two seasons. Meads received his Bachelor of Science

degree in 2004. He was inducted into the Tri Parish Hall of Fame in Louisiana as well as the Nicholls State University Sports Hall of Fame. In 2008, Meads earned the Fritz Pollard Alliance Scout of the Year Award, which honors outstanding scouting pioneers such as Charles Garcia, Jackie Graves and Bill Nunn, among others, who have paved the way for black scouts of today. Born June 25, 1961, Meads has a son, Jeremy (20), and two daughters, Brittney (17) and Andrea (14). He resides with his wife, Darby, in Navarre, Fla.



## Phil Neri

### College Scout

Phil Neri enters his fourth season with the Titans and his 31st scouting the college ranks for the NFL.

Neri is responsible for scouting the Western colleges for the Titans. He joined Tennessee in 2005 after spending seven seasons with the Cleveland Browns as their Director of College Personnel. Neri came to the Browns after working the 1997 season with the New Orleans Saints. His first job in the professional ranks was as a scout for the Blesto Scouting Combine in 1978. He then worked as an area scout for the

Philadelphia Eagles from 1979-83 before being elevated to their National scout for his final season. He scouted for the Seattle Seahawks from 1984-96 as an area and regional scout before being elevated to Director of College Scouting. Neri played football at Santa Clara University before joining the coaching ranks. He coached and taught at Notre Dame High School (Sherman Oaks, Calif.) before serving as a graduate assistant at San Jose State for two seasons. A native of Santa Monica, Calif., Neri and his wife, Julie, have a son, Anthony (17), and daughter, Allison (15) and reside in Gilbert, Ariz.



## Cole Proctor

### College Scout

Cole Proctor is in his 10th season with the Titans after spending five years as a scout with the Arizona

Cardinals (1994-98). He entered the NFL after recording 24 years of coaching experience that began at Morehead State during the 1967-68 season as a graduate assistant. He then served as an assistant coach at Gardner-Webb for three seasons (1969-71) prior to one campaign (1968) as an assistant at Lees-McRae. Proctor went on to spend three years as head football coach at Keene High School and Chatham Township High and was honored as New Jersey Coach of the Year by the *Newark*

*Star Ledger*. He returned to Lees-McRae College to serve as head football coach and athletic director for three years (1976-78). Proctor then was an assistant at East Tennessee State (1979-80), San Diego State (1981-85), Iowa State (1985) and Utah (1986-89). He returned to Morehead State in 1989 as head coach and was named Ohio Valley Conference Coach of the Year in 1990. He earned his degree in health, physical education and recreation from Morehead State in 1967 and his master's degree in 1968. A native of Wallingford, Conn., Proctor and his wife, Marti, are parents of Susan and Tom, and have four grandchildren: Josh, Matthew, Abbie and Jackson.



## Richard Shelton

### College Scout

Richard Shelton enters his second season with the Titans. He is responsible for scouting the

Northeast for the Titans. He spent five seasons scouting the southeast for the Philadelphia Eagles from 2000-04 and was the defensive backs coach for Florida

A&M during the 2006 season. Shelton brings five years of NFL playing experience as a defensive back to his job as an evaluator. An 11th-round draft choice by the Denver Broncos in 1989, he played one season for Denver and another four years for the Pittsburgh Steelers. He earned All-America honors as a cornerback at Liberty University.




## Marv Sunderland

### College Scout

Marv Sunderland enters his second season with the Titans and his 31st year in the NFL. He is

responsible for scouting the Central United States for the Titans. He came to Tennessee after his second stint with the New York Jets, where he scouted the Northern United States for two seasons. From 1998-2002, Sunderland was the Director of Player Personnel for the New York Giants and

aided a team that reached Super Bowl XXXV in 2000. He spent 20 years (1979-98) with the Jets as a scout after serving three seasons (1976-78) with the New England Patriots as a personnel assistant. Before coming to the NFL, Sunderland was an assistant coach for North Dakota State for five seasons, including an undefeated season in 1970. As a player, he was a three-time All-Conference fullback at Northern Montana.



## Jon Salge

### Pro Personnel Assistant

Jon Salge enters his third season with the Titans and second as Pro Personnel Assistant. He assists in evaluat-

ing players from the various professional football leagues and the duties related to tracking and signing free agents. Additionally, he serves as one of the team's advance scouts for upcoming opponents. Prior to his promotion to Pro Personnel Assistant, he assisted with the preparation of the college draft board, college and pro point of attack tapes and helped manage

the pro scouting database. He has also assisted the NIC at the Scouting Combine each of the last two years. In 2007, Salge was selected to attend the first annual NFL Football Operations Career Development Symposium. Before joining the Titans full-time, he was a personnel assistant with the AFL's Nashville Kats. A graduate of the University of Tennessee with a degree in Sport Management, Salge served as an intern in the school's football recruiting department prior to completing his studies. A native of Pittsburgh, Pa., he and his wife, Sara, reside in Smyrna, Tenn.



## Brandon Taylor

### Pro Personnel Assistant

Brandon Taylor enters his second season with the Titans. In his current role, he assists in evaluating

players from the various professional football leagues and the administrative duties related to tracking and signing free agents. Additionally, he serves as one of the team's advance scouts for upcoming opponents.

Taylor spent three seasons (2004-06) with the Carolina Panthers as a Pro Scouting Assistant. Prior to joining the NFL, he spent two seasons working for the AFL's Columbus Destroyers in a variety of capacities. A graduate from North Carolina A&T, Taylor will complete his master's degree in Sports Administration from Ohio State University this fall. Taylor is single and lives in Brentwood, Tenn.



## Tina Tuggle

### Director of Player Development

Tina Tuggle enters her 12th season with the Titans and second as Director of Player Development. In her

role with the team, Tuggle assists Titans players with continuing education, financial education, career internships and player assistance programs. Tuggle, who previously served as the Executive Assistant to the Executive Vice President/General Manager and Director of Football Operations, has worked closely with the team's player development initiatives since 1998. She also serves as the players' insurance representative for the team and has worked in both the player personnel and scouting departments. Behind Tuggle's contributions, the Titans' player develop-

ment department won the Winston/Shell Award in 2006 for its innovation and commitment to player development. The department was also recognized as the NFL's most improved player development program from 1998-99 after her arrival. In 2005, Tuggle was selected to represent the club at the NFL's Stanford Executive Training Program at the Stanford Business School, where she took part in upper level management training. She was selected to participate in the Football Operations Personnel Symposium spring of 2007. Most recently for the 2007-08 season, Tuggle won the NFL's Best Player's Assistance Program of the Year. Tuggle and her husband, Jesse, reside in Bellevue with their son, Josiah (10).



## Brad Brown

### Head Athletic Trainer

Brad Brown enters his 22nd season as the Head Athletic Trainer for the Titans. Brown joined the Oilers in

1987 after spending two seasons as assistant athletic trainer for the Denver Broncos. Following the 2000 season, Brown and his staff were awarded NFL Athletic Training Staff of the Year honors

by Ed Block Foundation and the Professional Football Athletic Trainers Society. He followed that honor in 2001 by being named the Southeast Athletic Trainers Association's Professional Athletic Trainer of the Year. In October 2002, Brown returned to his alma mater at Fort Hays (Kan.) State University as a recipient of the FHSU Alumni Association Achievement and Distinguished Service

Award. Prior to his appointment in Denver, Brown was the head athletic trainer at Fort Hays (Kan.) State University from 1978-85, while also serving as an instructor in the school's Health and Physical Education Department. He had been a graduate assistant for the Tigers from 1977-78 after working as a student athletic trainer there from 1974-77. In addition, Brown was employed as a student athletic trainer for the Kansas City Chiefs during their 1975-76 training camps. A native of Norton, Kan. (6/1/55), Brown is certified by the National Athletic Trainers Association

(NATA) and the Tennessee Athletic Trainers Society. In 2000, Brown received his 25 years of service pin from the National Athletic Trainers Association. He also is a member of the American College of Sports Medicine and a member of the Professional Football Athletic Trainers Society, where he served on the board as secretary over the past eight years. He holds both a B.S. and master's degree from Fort Hays and enjoys golfing and boating. Brad and his wife, Kristi, have two grown sons, Kyle and Joel.



## Don Moseley

### Assistant Athletic Trainer

Don Moseley is in his 22nd season as an Assistant Athletic Trainer for the Tennessee Titans. He

joined the Oilers in 1987 after spending two years as the head athletic trainer at Cameron University in Lawton, Okla. Before his stint at Cameron, Moseley was the head athletic trainer at Central High School in San Angelo, Texas, from 1980-85. Moseley held the same position at Cholla High School in Tucson, Ariz. (1979-80), and was also a student trainer at

the University of Oklahoma (1976-78). Certified by the NATA, Moseley, who served as an assistant in the Oilers' 1986 training camp, owns a B.S. from Oklahoma and a master's degree from Arizona. Following the 2000 season, Moseley was part of a Titans training staff that was named the NFL Training Staff of the Year by the Ed Block Foundation and the Professional Football Athletic Trainers Society. Don and his wife, Kim, have a son, Matthew (15) and a daughter, Katherine Rose (13). They reside in Franklin, Tenn.



## Geoff Kaplan

### Assistant Athletic Trainer

Geoff Kaplan is in his 14th season as an Assistant Athletic Trainer for the Tennessee Titans and

16th season in the NFL. He joined the Oilers full-time in 1995 after serving as a season-long intern in 1994. Prior to joining the Oilers, Kaplan served as a season-long intern with the Green Bay Packers in 1993. A native of Parsippany, N.J., Kaplan earned his degree in physical therapy and a certificate in athletic training from the University of Wisconsin-Madison. He continued his education by becoming a certified strength and conditioning specialist in 1997, and completed his master's degree

from Tennessee State University in the summer of 2003. In 2005, Kaplan was certified as a clinical specialist in sports physical therapy by the American Board of Physical Therapy Specialists. Kaplan frequently lectures on a variety of sports medicine topics, including the rehabilitation of athletic injuries to local and national organizations, hospitals and universities. Following the 2000 season, Kaplan was part of a Titans training staff that was named the NFL Training Staff of the Year by the Ed Block Foundation and the Professional Football Athletic Trainers Society. Geoff and his wife, Shelly, have two children: sons Everett (5) and Sawyer (3). They reside in Franklin, Tenn.



## Paul Noska

### Equipment Manager

Paul Noska is in his 12th season as the Titans' Equipment Manager and 24th overall year with the organization. Nicknamed "Hoss," Noska originally joined the club in 1982 as an equipment assistant and has been a full-time member of the club's equipment

department since 1983. Noska is responsible for the ordering and maintenance of all equipment and playing gear for the Titans throughout the season. He also handles the computer inventory of the team's equipment. A native of Houston, Texas, Noska and his wife, Terry, have one son, Randy Paul II (18). They reside in Franklin, Tenn.



## Anthony Pastrana

### Video Director

Anthony Pastrana is in his 10th season with the Titans, including his eighth as the team's Video Director. His primary responsibilities include compiling and editing all game and practice tapes for coaches' analysis, cataloging NFL game tapes and producing "cut-ups." He also manages all video equipment and design of the Titans' video department, including implementing the team's state-of-the art digital editing system. Pastrana attended the University of

Texas-El Paso, where he also served for two years as video coordinator for the football team. In 1997, he joined the then Tennessee Oilers as the Assistant Video Director. In 1999, Pastrana accepted a position with Avid Sports. He rejoined the NFL prior to the 1999 season, working in the league office as Video Coordinator of the Officiating Department. Pastrana spent two seasons at the league office before taking over the Video Department for the Titans in 2001. Pastrana resides in Nashville, Tenn.



## Steve Berk

### Director of Security

Steve Berk is in his 12th season as the club's Director of Security. A retired 20-year detective of the New York Police Department, Steve is in charge of all security matters at LP Field and Baptist Sports Park. He serves as the

liaison between the Titans and the NFL representatives in security matters, as well as liaison between the organization and Federal, State, and local law enforcement agencies regarding security and personnel related matters. Steve has three children and two grandchildren. He and his wife, Yolande, reside in Nashville, Tenn.



## Brent Akers

### Operations Manager

Brent Akers is in his 11th season with the Titans, including his third as Operations Manager. In his current role, Akers works with the club's operations staff on coordinating all team travel and training camp activities. Akers started out in the team's ticket office in 1998, assisting in all aspects of ticket office and box office operations, while coordinating

all support services for PSL holders. He was promoted to Assistant Director of Sales and Operations in 2001, and named Operations Manager in 2006. A native of Nashville, Tenn., Akers earned his B.S. degree in Commerce and Business Administration from the University of Alabama in 1994. He and his wife, Holly, reside in Franklin, Tenn., with their three children.



## Robbie Bohren

### Director of Media Relations

Robbie Bohren is in his 12th season with the Titans and ninth as Director of Media Relations. Bohren is responsible for coordinating all football-related media coverage for the team. He is the liaison between the local and national media, and the Titans' players, front office and coaches. Bohren originally joined the Titans in 1997 as the team's Assistant Director of Media Relations. In 2000, he was part of the media relations staff that was awarded the Pete Rozelle Award from the Pro Football Writers of America, presented annually to the NFL's top PR staff. He heads a department that has been a finalist for the award four times in the last eight years. Last offseason, Titans owner

K.S. "Bud" Adams, Jr. selected Bohren to represent the team in the NFL Executive Training Program at the Stanford University Business School, where he joined other club executives to take part in a wide range of educational programs. Before joining the Titans, Bohren worked for five years with the Nashville Sounds Baseball Club, the last three as Director of Public Relations. He also gained three years of experience in Vanderbilt University's Sports Information Department, while earning a degree in economics from the university. Raised in Dallas, Bohren broke into sports with an internship with the Texas Rangers in 1989. He and his wife, Merrill, live in Nashville with daughter Catherine (8).



## Marty Collins

### Senior Director of Ticketing

Now in his 11th season with the franchise, including his third as Senior Director of Ticketing, Marty Collins is responsible for handling all of the Titans' ticket operations relating to LP Field. He also oversees the sales of Personal Seat Licenses, the Titans Tailgate Zone (corporate hospitality village), and

premium club seat membership. Collins joined the Titans in 1998 as Director of Ticket Operations after spending three seasons as the Assistant Director of Ticket Operations for the St. Louis Rams from 1995-97. During his tenure with the Rams, Collins assisted in coordinating the PSL campaign and ticket operations for two stadiums in 1995 with Busch Stadium and the Trans World Dome. Collins broke into the



league as an intern with the Kansas City Chiefs in 1990. He was hired on full-time in 1991, spending three seasons in the Chiefs' ticket office where they achieved a selling cap for season tickets and developed a waiting list. From 1994-95, Collins served as the Group Sales Manager with

the Kansas City Royals before returning to the NFL with St. Louis. A native of Kansas City, Mo., Collins graduated from William Jewell College in Liberty, Mo. He and his wife, Roxanne, reside in Hendersonville, Tenn. with children Anjanette (19), Quinn (7) and Zane (3).



## Gary Glenn

### Director of Internet Operations/Publications

Gary Glenn is in his 11th season with the Titans and 16th overall in the NFL in 2008. Glenn, who oversees the team's official web site and publications, was hired in 1998 as Publications/Internet Coordinator after spending four seasons with the Atlanta Falcons (1994-98) as a public relations assistant. Glenn currently serves on the NFL's Digital Media Communications Council and on the NFL Print Committee. In addition, he has worked with the league on 10 Super Bowl public relations staffs, and currently serves on the advisory council for Belmont University's Sport Administration program in Nashville. Glenn entered the NFL in 1989 as a public

relations intern with the Washington Redskins. Two years later he joined the Green Bay Packers (1991) as a season-long public relations intern. Glenn served a two-year stint as Assistant Sports Information Director at the University of North Carolina at Wilmington from 1992-94, earning CoSIDA honors for his men's basketball program. A native of Northern Virginia, Glenn received his B.A. in Communications in 1991 from George Mason University, where he served as Sports Editor of the university's newspaper and covered the men's basketball team, while freelancing for the Fairfax (VA) Journal. He and his wife, Janelle, have two children: Joey (5) and Jenny (2). They reside in Hendersonville, Tenn.



## Tresa Halbrooks

### Manager of Community Relations

Tresa Halbrooks is in her eighth season as Manager of Community Relations. Her primary responsibilities include player relations and appearances, serving as the team's non-profit and community liaison, and assisting in special events and youth football projects. Halbrooks joined the Titans after serving as the Senior Manager of Community Relations for Gaylord Entertainment Company. She directed Gaylord's company-wide community programs, charitable sponsorships and employee volunteer proj-

ects. She also has community relations experience with Service Merchandise Corporate Headquarters, where she was responsible for charitable events and fundraising campaigns nationwide. Halbrooks' awards include *Nashville Business Journal's* Women of Influence Award and *The Tennessean's* Top 40 Under 40. A native of Ruidoso, N.M., Halbrooks moved to Nashville shortly after graduation in 1994 from New Mexico State University with a B.A. in Mass Communications and Journalism. She is an active member of Brentwood Baptist Church and resides in Nashville, Tenn.



## Anthony Hall

### Club Member Manager/Ticketing and Hospitality

In his seventh season with the Titans as Club Member Manager/Ticketing and Hospitality, Tony

Hall is primarily responsible for the premium seat Club area at LP Field, as well as corporate and customer relations. On game day, Hall supervises the corporate hospitality area known as the Titans Tailgate Zone. Prior to joining the Titans, Hall worked for several years in the NHL and was with TENNFL for four years as part of the group that marketed PSLs prior to the opening of LP Field. Hall started his career

with Dun and Bradstreet Corporation, New York and DeRoyal Industries, Tenn. A native of Los Angeles, Calif., Hall earned two undergraduate degrees in Business and Marketing from Lincoln Memorial University in Harrogate, Tenn., where he was the Assistant Station Manager at the university's television and radio stations. He also holds a master's degree in broadcast journalism and speech from Marshall University in Huntington, W. Va. He and his wife, Rose, reside in Nashville with their children Wesley (9), Ian (8) and Sam (3).



## Russ Hudson

### Director of Information Systems

Russ Hudson is in his ninth season with the Titans as Director of Information Systems. Hudson is responsible

for managing the organization's state-of-the-art computer and telecommunication systems. He works closely with Titans coaches on game analysis reports and with GM Mike Reinfeldt and his scouts on NFL Draft reports, in addition to making general upgrades on the network and computer systems both at Baptist Sports Park and LP Field. On game days, he oversees a staff of

statisticians that call the official game stats reported to the league office. Prior to joining the Titans, Hudson was a network engineer/project manager for Cottonwood Computer Services for three years. During that time, he also consulted the Titans on various computer and technical issues. A native of Decherd, Tenn., Hudson graduated summa cum laude with a degree in computer science from Middle Tennessee State University. He and his wife, Amy, have two children: Ethan (4) and Haley (2). They reside in Murfreesboro, Tenn.



## Stacie Kinder

### Director of Cheerleaders

Stacie Kinder joined the Titans in 2004 after serving as Cheerleading Director and Choreographer of

the Arena Football League's Nashville Kats from 1998-2000. She also was a two-year cheer captain for the Kats, and served on the panel of judges for Titans cheerleading auditions. Kinder studied at the Washington School of Ballet in

Washington, D.C., and has received additional training in both New York and Los Angeles. Additionally, she was a member of the dance staff for the National Cheerleaders Association's dance division for four years and worked on the Aloha Bowl as well as the Macy's Thanksgiving Day Parade. Stacie has also served as the director and choreographer of the Gaylord Hotels Music City Bowl's halftime show. She is the co-founder and director of

Patriot Cheer & Dance, a company that specializes in cheer and dance training, competition, and special events. She also worked as the fitness expert for Shop At Home television. She has choreographed and danced in several music videos and in various television programs. A graduate of the University of Virginia, she served as dance team captain and led the Cavaliers

squad to a ranking of 17th in the nation. She also used her dance background to compete in Fitness America, finishing second at Fitness Atlanta, and ranked in the Top 25 at the national competition in Redondo Beach, Calif. Stacie and her husband, Gary, reside in Nashville with their sons, Jett (7) and Canon (2).



## Mike Keith

### Director of Broadcasting

Mike Keith has served as the team's director of broadcasting since 1998 and "The Voice of the

Titans" since 1999. In addition to his play-by-play duties with the Titans, Keith makes countless appearances across the Mid-South, hosts the weekly Jeff Fisher radio show and serves as host/writer/producer for the team's television show, "Titans All Access." Keith came to the Titans after working in Knoxville, Tenn. for WIVK Radio, WBIR-TV and the Vol Radio Network. From 1991-98, Keith won over

20 awards from the AP State Broadcasters Association. Keith also has two prestigious national sports reporting awards to his credit: a 1997 Edward R. Murrow Award and a 2003 NSSA Award. The National Association of Sportscasters and Sportswriters has named Keith as Tennessee's Sportscaster of the Year six times since 2000. He is a member of both the University of Tennessee Baseball Hall of Fame and the Battle Ground Academy Hall of Fame. Mike and his wife, Michelle, have two children: Abby (14) and Matthew (9).



## Brad McClanahan

### Marketing Manager

Brad McClanahan is in his 10th season with the Titans, including his third as Marketing Manager.

McClanahan works with the club's marketing staff on creating new corporate partnerships and retail promotions, while servicing existing team sponsors. McClanahan also assists with game day production at

LP Field and serves as an advance man for Titans road trips. McClanahan was hired as a Marketing Assistant in 1999 after serving as an intern in the department from 1997-98. He was promoted to Assistant Director of Marketing in 2002. McClanahan graduated with a Sports Marketing degree from the University of Tennessee in 1998. He and his wife, Ashley, reside in Nashville with their son, Jackson (3).



## Walter Overton

### General Manager/LP Field

Walter Overton is in his third year with the Titans as General Manager of LP Field. Overton was familiar

with the facility and the organization after

spending his previous five years as the Executive Director of the Nashville Sports Authority, which oversees LP Field and the Sommet Center for Nashville's Metro Government. His duties as General Manager include day-to-day management

and event management at LP Field. Under his direction, facility hosts the CMA Country Music Fest each June and entertained the largest crowds in the history of the event. Additionally, LP Field hosted the largest crowd ever in the state of Tennessee to watch a soccer match when the U.S. Men's National team hosted Morocco in May of 2006. Prior to joining the Sports Authority in 2001, Overton was the Small & Minority Business Coordinator of Metro Government for four years, directing a department that was charged with involving small businesses in local government

procurement contracts. He was also a Metro General Sessions Court probation officer and Criminal Court law clerk/court officer. Overton was subsequently a law clerk with the State Office of Professional Responsibility and a probation officer for the State of Tennessee. A native Nashvillian, Overton is a graduate of Vanderbilt University, where he starred as a wide receiver for the football team and earned his law degree from the Nashville School of Law. He and his wife, Laura, have two children, Janean (20) and Jordan (18), and reside in Nashville.



## Terry Porch

### Head Groundskeeper

Terry Porch is in his 11th year with the Titans as Head Groundskeeper.

Porch oversees all of the aspects of field maintenance both at Baptist Sports Park and LP Field. In a 2002 survey conducted by the NFL Players Association, the Titans field was ranked as one of the best in the NFL. Before joining the Titans, he was the landscape supervisor for the Carolina Panthers from 1996-98.

Porch also has owned and operated his own lawn care company. Additionally, he has worked with the Kansas City Royals and Kansas City Chiefs from 1981-87 on the landscaping and grounds crews. Porch has been on the grounds crew for the last 18 Super Bowls, as well as the 1995 Pro Bowl and the 1993 and '94 American Bowls in Berlin, Germany. He and his wife Jamie, have four sons, Brandon (16), James Adams (16), Tyler (13), and Joshua (9), and reside in Gallatin, Tenn.



## Stuart Spears

### Director of Sales and Operations

Stuart Spears is in his 22nd season with the organization, including his third as Senior Director of Sales and

Operations. Spears' primary responsibilities include the administration of the club's sales and advertising efforts and the coordination of all team travel and training camp activities. Spears began his tenure with the Oilers in 1987 in the ticket office. He worked in the ticket department for five years, finishing as the club's Assistant Director of Ticket Administration and Services until 1992, when he assumed the duties of Marketing and Broadcasting

Assistant. He was promoted to Sales and Promotions Coordinator in 1995 and to Director of Sales and Operations in 1998. Playing a role in preparing for the team's relocation to Tennessee, Spears was actively involved in the promotion of luxury suite and personal seat license sales. He also worked on a wide range of operational and political activities. He moved to Tennessee in December of 1995 in order to prepare for the team's arrival in 1997. A native of Wilmington, Del., Spears is a graduate of Baylor University with a B.A. degree in journalism and marketing. He and his wife Joyce reside in Franklin with their sons, Wesley (17) and Dustin (13).



## Bill Wainwright

### Director of Suite Sales and Services

Bill Wainwright enters his 18th season with the Titans and seventh as Director of Suite Sales and Services. His primary responsibilities include the overall administration and marketing of LP Field's 176 corporate suites for the Titans and all other events. He entered professional sports as a summer intern with the Chicago White Sox in 1989 before joining the Houston Oilers the following year as an intern. He started full-

time with the Oilers as a marketing assistant in 1991 and was shifted to an Oilers ticket office assistant one year later where he was responsible for suite and skybox sales in the Astrodome. A native of Wheaton, Ill., Wainwright graduated from DePauw University, where he was a member of the Tigers' nationally-ranked basketball and baseball teams, with a B.A. in Communications in 1990. He and his wife, Kim, have one child, Parker (4), and reside in Nashville, Tenn.



Front Office

Coaching Staff

Players

Rookies

2007 Season

Records

History

Playoff History

Sidelines



**K.S. Adams, IV**  
Admin. Asst. to Senior  
EVP/General Counsel



**Derek Amelunke**  
Audio/Visual



**Joey Barranco**  
Assistant Equipment  
Manager



**Linda Bell**  
Exec. Asst. to Owner/  
Chairman/President/CEO



**James Bohling**  
Maintenance Staff



**Bo Bolinger**  
Scouting Consultant



**Alesia Bradley**  
Executive Assistant to  
EVP/General Manager



**Mark Brant**  
Facilities Coordinator



**Dr. Thomas Byrd**  
Team Physician



**Anthony Darby**  
Admin. Asst. to EVP of  
Admin. and Facilities



**Dr. Burton F. Elrod**  
Team Physician



**Jay Goerhing**  
Groundskeeper



**Dempsey Henderson**  
Facilities Manager



**Gwen Hernandez**  
Accounting Services



**Lorena Hollingsworth**  
Operations Assistant



**Dowell Loggains**  
Administrative  
Assistant/Coaching



**Jorene Martin**  
Executive Asst. to Senior  
EVP/General Counsel



**Lynne McCracken**  
Exec. Asst. to EVP of  
Administration/Facilities



**Shannon McPeters**  
Payroll/Accounting  
Services



**Jose Medrano**  
Maintenance Staff

Front Office

Coaching Staff

Players

Rookies

2007 Season

Records

History

Playoff History

Sidelines



**Pete Nelson**  
*Mascot Coordinator*



**Jason Novak**  
*Asst. to Strength & Conditioning Coach*



**Craig Patterson**  
*Assistant Video Director*



**Craig Pelat**  
*Assistant Director of Information Systems*



**Lauren Pedde**  
*Administrative Assistant/Scouting*



**Jared Puffer**  
*Media Relations Assistant*



**Jose Reyes**  
*Maintenance Staff*



**Sharon Rhome**  
*Asst. to Executive Vice President/Head Coach*



**Christa Roberts**  
*Ticket Office Assistant*



**Dr. Craig Rutland**  
*Team Physician*



**Brenda Saradjian**  
*Exec. Asst. to Owner/Chairman/President/CEO*



**George Sargent**  
*Maintenance Staff*



**Rhonda Smith**  
*Accountant*



**Dwight Spradlin**  
*Assistant Director of Media Relations*



**Matt Thompson**  
*Equipment Assistant*



**T-Rac**  
*Titans Mascot*



**Pat Walden**  
*Receptionist*



**Josh Ward**  
*Assistant Ticket Manager*



**Bradley P. Wasilition**  
*Administrative Asst. to EVP, General Manager*



**Richie Wessman**  
*Administrative Asst./Coaching*



**Blu Whipple**  
Assistant General Counsel



**Dr. John Williams**  
Team Physician



**Tim Zenner**  
Assistant Ticket  
Manager



**Cindy Zermeño**  
Asst. to VP/Assistant  
General Counsel

## MEMORIALS



## DICK CORRICK

### DIR. COLLEGE SCOUTING • HOUSTON OILERS • 1989-91

Dick Corrick, who led the Houston Oilers scouting department from 1989-91, passed away last April from a heart attack. Corrick retired in 2001 after working 10 years as a scout with the Atlanta Falcons under general managers Ken Herock and Dan Reeves. He served as director of college scouting for the Houston Oilers for the 1989-91 NFL Drafts under general manager Mike Holovak. Corrick also spent 18 years in player personnel with the Green Bay Packers, supervising the team's scouting departments under Bart Starr from 1978-83 and later under Forrest Gregg from 1984-86. Corrick is survived by his wife, Bonnie; a son, Rowdy; a daughter, Traci; stepchildren James, Daniel and Bonnie; his mother, Dorothy; and several grandchildren.



## MIKE DUKES

### LINEBACKER • HOUSTON OILERS • 1960-63

Mike Dukes, an original member of the Houston Oilers, died in a collision near his hometown of Beaumont, Texas, in June. Dukes played outside linebacker for the Oilers from 1960-63, helping Houston win AFL titles in 1960 and 1961. A long-time Beaumont resident, Dukes, 72, was killed when an eastbound pickup crossed the median on I-10 and struck his truck head-on, according to the Texas Department of Public Safety. After growing up in Kentucky and Georgia, Dukes played football for Clemson University. He began his professional football career with the NFL's San Francisco 49ers in 1959 before joining the AFL's Oilers in 1960. Dukes retired after playing the 1964 and 1965 seasons with the Boston Patriots, also of the AFL. After his retirement from professional football, Dukes moved to Beaumont in the early 1980s and became a businessman. In 1993, he was named general manager of Burks Valve, Inc.



## JOHN GRIMSLEY

### LINEBACKER • HOUSTON OILERS • 1984-90

Former Houston Oilers linebacker John Grimsley passed away in February after his gun accidentally fired during a routine cleaning. Grimsley played 10 seasons in the NFL. He was drafted by Houston in 1984 and played with the Oilers until 1990. In 1991, Grimsley was traded to the Miami Dolphins and stayed with the organization until he retired in 1993. He made the Pro Bowl in 1988 and was an All-Pro selection in 1989. Grimsley was born in Canton, Ohio, and went to the University of Kentucky. Grimsley is survived by his wife and two college-age sons.





## MIKE HOLOVAK

### GENERAL MANAGER • HOUSTON OILERS • 1989-93

**M**ike Holovak, who spent 18 years as a player personnel executive for the Houston Oilers/Tennessee Titans organization, including five years as General Manager, died in January 2008 at the age of 88.

Long regarded as one of the NFL's top personnel executives, Holovak was a veteran of more than 40 years in football administration. As the team's General Manager from 1989-93, Holovak compiled a 51-29 record as the Oilers reached the playoffs in each of his five seasons in the position. He also served the franchise as Assistant General Manager (1981-82), Vice President of Player Personnel (1983-87), Assistant to the GM (1988), VP of Player Personnel and Scouting (1994-96) and Director of Regional Scouting (1997-98).

During his tenure, Holovak was responsible for drafting and acquiring three future Hall of Famers in offensive linemen Mike Munchak and Bruce Matthews, and quarterback Warren Moon.

"Mike was the quintessential 'football guy.' He had such a passion and knowledge of the game. It is rare when you see a person excel in all three areas of the sport: a great player in college, a successful coach and great talent evaluator, but Mike was one of those special people," Titans Owner K.S. "Bud" Adams, Jr. said. "He had a real gift for evaluating talent; and in my opinion, he was one of the finest and most effective evaluators of player talent in the history of our organization. His induction into our team Hall of Fame — the only front office member ever inducted — speaks volumes to his impact on our organization. More than that, he was a true gentleman and a man of great integrity."

A former running back, fullback and linebacker for the Los Angeles Rams and Chicago Bears, Holovak retired from pro football in 1949 to become the junior varsity coach at Boston College. From 1951-59 he was the university's head coach, posting a 49-29-3 record during his tenure.

When the new American Football League was formed in 1959, Holovak was one of the first employees hired by the Boston Patriots. He was named head coach after the fifth game in 1961, guiding the Patriots to a 7-1-1 record in the final nine games en route to the AFL Eastern Division title.

In 1964, Holovak assumed the role of General Manager for the Patriots, along with his head coaching duties. Four years later (1968), he left as the winningest coach in Patriots history (52-46-9) to join the San Francisco 49ers. He later worked with the Oakland Raiders (1971) and New York Jets (1972-76).

Holovak served as the Jets' head coach for one game in 1976 following the departure of Lou Holtz. He returned to the Patriots as a personnel assistant in 1977 before being promoted to Director of College Scouting the following year.

Holovak was an All-American running back at Boston College from 1940-42, serving as the team's co-captain during the 1942 season. He set an Orange Bowl record for the highest rushing average (15.8 yards on 10 carries) and scored three touchdowns in a 37-21 loss to Alabama.

A native of Lansford, Pa., Holovak served in the Navy as a Lieutenant Commander. As skipper of a PT Boat in the South Pacific, his boat was credited with sinking nine Japanese ships. Following his duties overseas, Holovak joined the Rams as a running back in 1946. He was later traded to Chicago and played fullback and linebacker with the Bears from 1947-48 under head coach George Halas.

Appropriately, the last NFL game Holovak saw in person was a dramatic AFC Divisional playoff game between the Titans and Patriots. Titans owner Bud Adams flew Holovak and his wife, Pauline, to Boston for the Jan. 10, 2004, game. Tennessee lost 17-14 to eventual Super Bowl champion New England in a game that allowed Holovak to reunite with friends from both teams.

Holovak is a member of the National Football Foundation College Football Hall of Fame, the Boston College Varsity Club Hall of Fame, the Oilers/Titans Hall of Fame, the Seton Hall Prep Hall of Fame and the Orange Bowl Hall of Honor.



Front Office

Coaching Staff

Veterans

Rookies

2007 Season

Records

History

Playoff History

Sidelines

56



Colin  
**ALLRED**



**LINEBACKER**

6'1" • 238 lbs. • Born: 4.15.83 • Exp. (NFL/Titans): 1/1 • FA – 2006 • Baylor  
2007 GP/GS: 3/0 (Playoffs 1/0) • Career GP/GS: 3/0 (Playoffs 1/0) • Dallas, TX

**PRO:** A tough and intelligent presence on special teams and as a reserve linebacker, Colin Allred earned his first NFL experience late in the 2007 season. The former Baylor Bear spent training camp with the Titans in 2006 before being waived on Aug. 29, 2006. The Titans re-signed him on Jan. 26, 2007 and waived him on Sept. 1, 2007. The next day, Allred was signed to the practice squad, where he spent the first 13 games of the regular season. After being signed to the active roster on Dec. 15, 2007, he played in three regular season games and recorded four special teams tackles. In one postseason game, he tallied one tackle. Allred originally was signed by the Titans as an undrafted free agent on May 4, 2006.

**TITANS TIDBITS:**

- After graduating from Baylor in December 2005, Allred was admitted to the University of California Berkeley School of Law. He has been able to defer his enrollment while he pursues his football career.
- In college, Allred made money by starting his own computer repair business. Although he no longer accepts clients, he still enjoys building computers for his personal use.
- An avid hiker, one of his preferred outdoor locations is the Redwood National Park in northern California.

**CAREER HIGHLIGHTS:**

**2007 (3/0, 1/0):** Spent the first 13 games on the practice squad before being elevated to the active roster. Posted four special teams tackles in three regular season games and one defensive stop in one postseason game.

- Made NFL debut at Kansas City (12/16), and saw limited action at linebacker after Keith Bulluck and Ryan Fowler briefly left game with injuries. Tallied two special teams tackles on coverage units.
- In Wild Card game at San Diego (1/6), collected one tackle in limited action as reserve linebacker.

**COLLEGE:**

- In 37 career games at Baylor, posted 140 tackles, 15 tackles for loss, 5.5 sacks, one interception and two forced fumbles.
- As senior co-captain, started all 11 games, earned honorable mention All-Big 12 honors from *Associated Press* and league coaches, and named first-team Academic All-Big 12. Led Bears in sacks (5.5), ranked second in total tackles (73) and tackles for loss (nine), added two forced fumbles and returned interception for a score.
- Earned history degree in December 2005.

**PERSONAL:**

- Single, splits time between Nashville and Dallas.
- Earned three-time All-District honors at Hillcrest (Dallas, Texas) High School.
- Played baseball and basketball, member of National Honor Society and class president.
- List of favorites: (movie) "Superbad"; (TV show) "Family Guy"; (actor) Will Smith; (music artist) Jay-Z; (vacation getaway) the Caribbean; (school subject) history; (car) Range Rover; (book) "The Lord of the Rings" by J.R.R. Tolkien; (video game) Call of Duty 4; and (food) Italian food.
- Born Colin Zachary Allred on April 15, 1983, in Dallas, Texas.

**ALLRED GAME-BY-GAME**

2007 Tennessee Titans																
Date	Opp	W/L	P/S	Tot	Solo	Sk	QB	P	TFL	Int	Yds	PD	FF	FR	SpT	
Sept 9	@ Jax	W														
Sept 16	Ind	L														
Sept 24	@ NO	W														
Oct 7	Atl	W														
Oct 14	@ TB	L														
Oct 21	@ Hou	W														
Oct 28	Oak	W														
Nov 4	Car	W														
Nov 11	Jax	L														
Nov 19	@ Den	L														
Nov 25	@ Cin	L														
Dec 2	Hou	W														
Dec 9	SD	L														
Dec 16	@ KC	W	1/0	0	0	0	0	0	0	0	0	0	0	0	0	2
Dec 23	NYJ	W	1/0	0	0	0	0	0	0	0	0	0	0	0	0	0
Dec 30	@ Ind	W	1/0	0	0	0	0	0	0	0	0	0	0	0	0	2
<b>Totals</b>			<b>10-6</b>	<b>3/0</b>	<b>0</b>	<b>0</b>	<b>0</b>	<b>0</b>	<b>0</b>	<b>0</b>	<b>0</b>	<b>0</b>	<b>0</b>	<b>0</b>	<b>0</b>	<b>4</b>
<b>Playoffs</b>																
Jan 6	@ SD	L	1/0	1	0	0	0	0	1	0	0	0	0	0	0	0
<b>Totals</b>			<b>0-1</b>	<b>1/0</b>	<b>1</b>	<b>0</b>	<b>0</b>	<b>0</b>	<b>1</b>	<b>0</b>	<b>0</b>	<b>0</b>	<b>0</b>	<b>0</b>	<b>0</b>	<b>0</b>

Colin Allred's NFL Statistics

Year	Team	TACKLES							INTERCEPTIONS					FUMBLES				
		GP	GS	Tot	Solo	Asst	Sk	Yds	No	Yds	Lg	TD	PD	FF	ER	Yds	SpT	
2007	Tennessee	3	0	0	0	0	0.0	0.0	0	0	0	0	0	0	0	0	0	4
<b>NFL Totals</b>		<b>3</b>	<b>0</b>	<b>0</b>	<b>0</b>	<b>0</b>	<b>0.0</b>	<b>0.0</b>	<b>0</b>	<b>0</b>	<b>0</b>	<b>0</b>	<b>0</b>	<b>0</b>	<b>0</b>	<b>0</b>	<b>4</b>	

Year	Team	TACKLES							INTERCEPTIONS					FUMBLES			
		GP	GS	Tot	Solo	Asst	Sk	Yds	No	Yds	Lg	TD	PD	FF	ER	Yds	SpT
2007	Tennessee	1	0	1	0	1	0.0	0.0	0	0	0	0	0	0	0	0	0
<b>Playoff Totals</b>		<b>1</b>	<b>0</b>	<b>1</b>	<b>0</b>	<b>1</b>	<b>0.0</b>	<b>0.0</b>	<b>0</b>	<b>0</b>	<b>0</b>	<b>0</b>	<b>0</b>	<b>0</b>	<b>0</b>	<b>0</b>	<b>0</b>

Single-Game Highs

Special Teams Tackles - 2 (twice, last at Indianapolis 12/30/07)

Playoff Highs

Tackles - 1 at San Diego (1/6/08)

54



Eugene AMANO



CENTER/GUARD

6'3" • 310 lbs. • Born: 3.1.82 • Exp. (NFL/Titans): 5/5 • D7b – 2004 • SE Missouri St.  
 2007 GP/GS: 16/5 (Playoffs 1/1) • Career GP/GS: 63/8 (Playoffs 1/1) • San Diego, CA

**PRO:** Amano enters his fifth NFL season prepared to step into a larger role in the offense after serving in his first four seasons as a reserve at both center and guard. He has played in all but one game during his career (63 career games played) with a total of eight starts. A strong player with quick feet, he has experience at guard and center at both the college and pro levels. In 2007, he saw action in all 16 games with five starts (three games at right guard and two contests at center). He also started at center for an injured Kevin Mawae in the Titans playoff game against the Chargers. The former 1-AA Dave Rimington Award winner (given annually to the top center in college football at each level of competition) was drafted after pre-draft workout results of a 32.5-inch vertical leap, 30 repetitions of 225 pounds on the bench press and a 5.16-second 40-yard dash. He was selected with one of the team's three compensatory picks in the seventh round of the 2004 draft (239th overall).

TITANS TIDBITS:

- Although he was born in Manila, Philippines, Amano lived in the United States from the time he was two months old. His mother, Aida, a nurse, and his father, Eugene, who served in the U.S.

Navy for 25 years, were stationed in the Philippines when he was born but then moved to San Diego.

- Amano's younger brother, Fred, played defensive tackle at San Diego State. The brothers workout frequently together during the offseason. Their older sister, Allison, is an assistant buyer in San Diego.
- Because he had yet to receive a scholarship offer late in his senior year of high school, Amano planned to walk on to the football team at either San Diego State or the University of New Mexico. But when a coach from Southeast Missouri State called one of Amano's high school coaches inquiring about junior college players in the San Diego area, Amano's coach tried to sell him on Amano playing for the 1-AA school. When the SE Missouri State coaching staff finally saw Amano's game film, they called and offered him a scholarship without even flying him in for an official visit.
- In May 2006, Amano received his degree in criminal justice from Southeast Missouri State. After entering the NFL 27 credit hours shy of his diploma, he completed his schooling through online courses, independent study and an internship during the 2006 offseason with the Franklin (Tenn.) Police Department in which he worked with detectives on the squad's drug task force.

## CAREER HIGHLIGHTS:

**2007 (16/5, 1/1):** Played in all 16 games with five starts. Started three games at right guard (11/19 at Denver, 11/25 at Cincinnati and 12/2 vs. Houston) and two contests at center (12/23 vs. N.Y. Jets and 12/30 vs. Indianapolis). Also, saw significant action as a reserve at left guard (12/9 vs. San Diego) and at center (12/16 at Kansas City).

- At New Orleans (9/24), saw action in a reserve role at right guard after Benji Olson left the game in the second quarter. Member of an offensive front that did not allow a sack on 26 pass attempts.

- At Denver (11/19), started at right guard in place of an injured Benji Olson. Part of an offensive line that allowed just one sack on 41 pass attempts, while allowing Vince Young to throw for a career-best 305 passing yards.

- Against Houston (12/2), started at right guard for the third consecutive game. Helped open holes for Titans' rushers to gain 153 yards on 29 carries (5.3 avg.).

- Against N.Y. Jets (12/23), started at center in place of an injured Kevin Mawae. Member of an offensive front that allowed Titans' ball carriers to amass 127 rushing yards on 36 carries in the Titans' 10-6 win.

- At Indianapolis (12/30), started at center and helped open holes and provide protection allowing the offense to gain 356 total yards in the Titans' 16-10 playoff-clinching victory.

- At San Diego (1/6), started first career playoff game at center for an injured Kevin Mawae.

**2006 (16/1):** Played in all 16 games and contributed primarily on special teams. Played guard in three total contests, including one start (12/10 at Houston).

- At Miami (9/24), entered game in first quarter at left guard for an injured Zach Piller.

- At Indianapolis (10/8), saw action at right guard for an injured Benji Olson.

- At Houston (12/10), made third career start, filling in for Benji Olson. Helped offense gain season-high 418 total yards in overtime win.

**2005 (16/0):** Played in all 16 games in a special teams role.

**2004 (15/2):** Played in all but one game (11/14 vs. Chicago) as rookie and saw action at all three interior offensive line positions. Played primarily on special teams. Did not play in one contest (11/14

against Chicago). Earned one start at center (12/19 at Oakland) and one start at left guard (1/2 vs. Detroit).

- At Miami (9/11), played special teams in NFL debut, a 17-7 victory over Dolphins.

- At Green Bay on Monday Night Football (10/11), gained first career experience on offensive line, filling in for Benji Olson (groin injury) in fourth quarter.

- At Minnesota (10/24), substituted for Olson but left game in third quarter with sprained left ankle.

- Against Kansas City (12/13), played for Olson (right toe injury) at right guard and then for Justin Hartwig (left finger laceration) at center. Helped team gain 542 total yards on offense.

- At Oakland (12/19), earned first career start at center and protected Billy Volek as he passed for 492 yards.

- Against Denver (12/25), played left guard after Jacob Bell left game with knee sprain.

- Against Detroit (1/2), started for Bell at left guard and helped hold Detroit without a sack in 24-19 victory.

## COLLEGE:

- Played every game in college, starting every contest from midway through his freshman year through his senior campaign. Began career as guard before transitioning to center as junior.

- As senior, won 1-AA Dave Rimington Award, given annually to top center in college football at each level of competition. Also named first-team All-American by the American Football Coaches Association, The NFL Draft Report and Football Gazette.

- Named second-team All-Ohio Valley Conference sophomore and junior seasons.

- Also served as long snapper for final three seasons.

- Majored in criminal justice.

## PERSONAL:

- Single, splits time between Nashville and San Diego, Calif.

- Attended Rancho Bernardo (San Diego, Calif.) HS, where he was an all-conference performer as an offensive and defensive lineman during his senior season. Was a three-sport athlete who also lettered in basketball and track.

- Would like to pursue a career as a federal agent or with the FBI when his playing days are over.

- List of favorites: (movies) "Star Wars,"

“Old School” and “Wedding Crashers”; (TV shows) “Lost,” “The Simpsons,” “Real World” and “Seinfeld”; (actress) Angelina Jolie; (music artists) The Game and 50 Cent; (sports hero) David Robinson; (video games) Nintendo Wii, Madden NFL Football and NCAA Football; (vacation getaway) Las Vegas; (school subject) history; and (kind of food) Mexican food and food from the Philippines.

• Born Eugene Philip Amato in Manila, Philippines, on March 1, 1982.

**Amano's NFL Statistics**

Year	Team	GP	GS
2004	Tennessee	15	2
2005	Tennessee	16	0
2006	Tennessee	16	1
2007	Tennessee	16	5
<b>NFL Totals</b>		<b>63</b>	<b>8</b>



**Starts Breakdown:** 2004: C 1, LG 1; 2006: RG 1; 2007: RG 3, C 2 (Playoffs 2007: C 1)

58



Ken  
**AMATO**



**LONG SNAPPER/LINEBACKER**

6'2" • 245 lbs. • Born: 5.18.77 • Exp. (NFL/Titans): 6/6 • FA – 2003 • Montana State  
2007 GP/GS: 7/0 (Playoffs 0/0) • Career GP/GS: 61/0 (Playoffs 2/0) • Miami, FL

**PRO:** Ken Amato serves as a long snapper for both field goals and punts and is a valued core member of special teams coverage units. His steady snaps have helped Craig Hentrich ascend to the top of the team's all-time leader board in career punting and have made an impact in Rob Bironas' emergence as a Pro Bowl kicker. Amato also has experience in extra-linebacker defensive packages. Now in his sixth NFL season in 2008, he is coming off season-ending knee surgery that repaired his right anterior cruciate ligament. In his first five seasons, he has played in 61 games and totaled 31 special teams tackles, including three stops on special teams in 2007. As a situational linebacker, he has seven career tackles. Amato was signed by the Titans as a free agent on Aug. 12, 2003 after serving a second stint with the Carolina Panthers from Feb. 11 – June 11, 2003. He was originally signed by the Panthers as an undrafted free agent on May 28, 2002 and was waived during training camp.

**TITANS TIDBITS:**

• Amato played in his first NFL game nearly five years after playing his final college game. After his college eligibility expired at the end of the 1998 season, he spent the next two years finishing his degree and assisting Montana State's coaching staff with video work and a wide variety of other tasks. After graduation, with the exception

of a brief stint with the Carolina Panthers in May 2002, he worked two years as a full-time juvenile service specialist in Miami until re-signing to attend his second camp with Carolina in February 2003.

• While Amato's father, Paul, is Italian-Irish, his mother, Isora Gotay, is from Puerto Rico. As a result, he speaks fluent Spanish and still communicates with his mother's side of the family in her native tongue.

• Amato learned to long snap in his last year playing Pop Warner football, but he did not do it again until college. During his time at Moorpark (Calif.) Junior College, he suffered an injury to his MCL and was unable to play linebacker for a short period. Because the team needed a long snapper, he volunteered for the duty because he wanted to stay involved while allowing his injury to heal.

**CAREER HIGHLIGHTS:**

**2007 (7/0, 0/0):** Played in seven games and totaled three special teams tackles before being placed on injured reserve on Oct. 31, 2007 with a knee injury.

• Collected one special teams tackle at Jacksonville (9/9), against Atlanta (10/7) and at Tampa Bay (10/14).

• At Houston (10/21), served as long snapper for Rob Bironas' single-game NFL record eight field goals.

• Against Oakland (10/28), tore his right

ACL and spent the remainder of season on injured reserve.

**2006 (15/0):** Played in 15 games and totaled five special teams tackles and three tackles at linebacker, including one tackle for loss. Helped kicker Rob Bironas go 22-of-28 on field goal attempts and 32-of-32 on PAT attempts. Snapped for three of the team's four game-winning field goals (11/26 vs. N.Y. Giants, 12/3 vs. Indianapolis and 12/24 at Buffalo). Helped punter Craig Hentrich rank 15th in NFL with a 37.3 net average. He was inactive in one game (10/15 at Washington) with a quad injury.

- In season opener against N.Y. Jets (9/10), led team with season-high two special teams tackles.

- Following week against Indianapolis (12/3), snapped for Bironas' game-winning 60-yard field goal, the sixth field goal in NFL history from 60 yards or longer.

**2005 (7/0):** Played in seven games as a long snapper until breaking his left fibula at Arizona (10/23). He was placed on injured reserve on October 26.

- In win against Baltimore (9/18), tied his career high with three special teams tackles.

**2004 (16/0):** Served as team's long snapper and contributed 10 special teams tackles. Also received occasional playing time in a four-LB package, where he posted four stops.

- In Monday Night Football victory at Green Bay (10/11), recorded season-high two tackles in first career action at linebacker.

- Against Kansas City (12/13), played in four-linebacker set and also executed fake punt in which he direct snapped to running back Troy Fleming, who was positioned outside right hash and gained 13 yards for first down.

**2003 (16/0, 2/0):** In his first season, played in every regular season game and both post-season games. Served as punting unit's long snapper and contributed nine special teams tackles during regular season.

- Against Oakland (9/7), played on special teams in professional debut.

## COLLEGE:

- A junior college transfer, played in 22 games with nine starts in two seasons at Montana State.

- In addition to action at long snapper, collected 41 tackles, three sacks and one fumble recovery at linebacker as senior in 1998.

- Contributed 48 tackles and 2.5 sacks at defensive end and linebacker as a junior (1997).

- Spent two seasons at Moorpark (Calif.) Junior College, earning all-state and all-conference honors as sophomore.

- Majored in justice studies.

## PERSONAL:

- Married to Sandi (July 2004), couple resides in Brentwood, Tenn., with daughter, Jazlyn (5/6/07).

- Named to Dade County All-Star team at Braddock High School in Miami, Fla., where he also played volleyball and participated in the high jump in track and field.

- Returned to Braddock HS in 2006 to speak at the school's football banquet.

- Participated in youth football clinic in Puerto Rico in 2006.

- List of favorites: (movie) "The Matrix"; (TV show) "Survivor"; (actress) Reese Witherspoon; (music group) El Gran Combo; (food) Mexican;(school subject) history; and (sports hero) Dale Murphy.

- Born Kenneth Carlos Amato on May 18, 1977 in Puerto Rico.

## AMATO GAME-BY-GAME

2006 Tennessee Titans														2007 Tennessee Titans														
Date	Opp	W/L	P/S	TotSolo	Sk	QBP	TFL	Int	Yds	PD	FF	FR	SpT	Date	Opp	W/L	P/S	TotSolo	Sk	QBP	TFL	Int	Yds	PD	FF	FR	SpT	
Sept 10	NYJ	L	1/0	0	0	0.0	0	0	0	0	0	0	0	2	Sept 9	@ Jax	W	1/0	0	0	0.0	0	0	0	0	0	0	1
Sept 17	SD	L	1/0	1	1	0.0	0	0	0	0	0	0	0	0	Sept 16	Ind	L	1/0	0	0	0.0	0	0	0	0	0	0	0
Sept 24	@ Mia	L	1/0	0	0	0.0	0	0	0	0	0	0	0	0	Sept 24	@ NO	W	1/0	0	0	0.0	0	0	0	0	0	0	0
Oct 1	Dal	L	1/0	0	0	0.0	0	0	0	0	0	0	0	1	Oct 7	Atl	W	1/0	0	0	0.0	0	0	0	0	0	0	1
Oct 8	@ Ind	L	1/0	0	0	0.0	0	0	0	0	0	0	0	0	Oct 14	@ TB	L	1/0	0	0	0.0	0	0	0	0	0	1	
Oct 15	@ Was	W												0	Oct 21	@ Hou	W	1/0	0	0	0.0	0	0	0	0	0	0	
Oct 29	Hou	W	1/0	0	0	0.0	0	0	0	0	0	0	0	0	Oct 28	Oak	W	1/0	0	0	0.0	0	0	0	0	0	0	
Nov 5	@ Jax	L	1/0	0	0	0.0	0	0	0	0	0	0	0	1	Nov 4	Car	W											
Nov 12	Bal	L	1/0	0	0	0.0	0	0	0	0	0	0	0	0	Nov 11	Jax	L											
Nov 19	@ Phi	W	1/0	1	0	0.0	0	0	0	0	0	0	0	0	Nov 19	@ Den	L											
Nov 26	NYG	W	1/0	1	1	0.0	0	1	0	0	0	0	0	0	Nov 25	@ Cin	L											
Dec 3	Ind	W	1/0	0	0	0.0	0	0	0	0	0	0	0	0	Dec 2	Hou	W											
Dec 10	@ Hou	W	1/0	0	0	0.0	0	0	0	0	0	0	0	0	Dec 9	SD	L											
Dec 17	Jax	W	1/0	0	0	0.0	0	0	0	0	0	0	0	1	Dec 16	@ KC	W											
Dec 24	@ Buf	W	1/0	0	0	0.0	0	0	0	0	0	0	0	0	Dec 23	NYJ	W											
Dec 31	NE	L	1/0	0	0	0.0	0	0	0	0	0	0	0	0	Dec 30	@ Ind	W											
<b>Totals</b>			8-8	15/0	3	2	0.0	0	1	0	0	0	0	5	<b>Totals</b>			10-6	7/0	0	0	0.0	0	0	0	0	0	3
														<b>Playoffs</b>														
														Jan 6 @ SD L INJURED RESERVE (KNEE)														
														<b>Totals</b> 0-1 0/0 0 0 0.0 0 0 0 0 0 0 0 0 0 0														

Ken Amato's NFL Statistics

Year	Team	GP	GS	TACKLES					Sk	Yds	INTERCEPTIONS					FUMBLES				
				Tot	Solo	Asst	No	Yds			Lg	TD	PD	FF	ER	Yds	SpT			
2003	Tennessee	16	0	0	0	0	0.0	0.0	0	0	0	0	0	0	0	0	0	0	0	9
2004	Tennessee	16	0	4	3	1	0.0	0.0	0	0	0	0	0	0	0	0	0	0	0	10
2005	Tennessee	7	0	0	0	0	0.0	0.0	0	0	0	0	0	0	0	0	0	0	0	4
2006	Tennessee	15	0	3	2	1	0.0	0.0	0	0	0	0	0	0	0	0	0	0	0	5
2007	Tennessee	7	0	0	0	0	0.0	0.0	0	0	0	0	0	0	0	0	0	0	0	3
<b>NFL Totals</b>		<b>61</b>	<b>0</b>	<b>7</b>	<b>5</b>	<b>2</b>	<b>0.0</b>	<b>0.0</b>	<b>0</b>	<b>0</b>	<b>0</b>	<b>0</b>	<b>0</b>	<b>0</b>	<b>0</b>	<b>0</b>	<b>0</b>	<b>0</b>	<b>0</b>	<b>31</b>

PLAYOFFS

Year	Team	GP	GS	TACKLES					Sk	Yds	INTERCEPTIONS					FUMBLES				
				Tot	Solo	Asst	No	Yds			Lg	TD	PD	FF	ER	Yds	SpT			
2003	Tennessee	2	0	0	0	0	0.0	0.0	0	0	0	0	0	0	0	0	0	0	0	0
2007	Tennessee	0	0	0	0	0	0.0	0.0	0	0	0	0	0	0	0	0	0	0	0	0
<b>Playoff Totals</b>		<b>2</b>	<b>0</b>	<b>0</b>	<b>0</b>	<b>0</b>	<b>0.0</b>	<b>0.0</b>	<b>0</b>	<b>0</b>	<b>0</b>	<b>0</b>	<b>0</b>	<b>0</b>	<b>0</b>	<b>0</b>	<b>0</b>	<b>0</b>	<b>0</b>	<b>0</b>

Single-Game Highs

Tackles - 2 at Green Bay (10/11/04)  
 Special Teams Tackles - 3 (twice, last vs. Baltimore 9/18/05)

2



Rob BIRONAS



KICKER

6'0" • 215 lbs. • Born: 1.29.78 • Exp. (NFL/Titans): 4/4 • FA - 2005 • GA Southern/Auburn Pro Bowls   
 2007 GP/GS: 16/0 (Playoffs 1/0) • Career GP/GS: 48/0 (Playoffs 1/0) • Louisville, KY

**PRO:** A powerful right-footed kicker, Rob Bironas enters his fourth NFL season with a reputation as one of the league's top young players at his position. The 2007 Pro Bowl and *Associated Press* All-Pro selection is tied for seventh place (Skip Butler) on the team's all-time scoring list after just three seasons. He has 330 career points, which includes 80 successful field goals on 96 attempts (83.3 percent) and 90 converted PATs on 92 attempts (97.8 percent). Bironas holds franchise records for most field goals in a game (eight, also a NFL record), most consecutive games with at least one field goal (19) and longest field goal (60 yards on Dec. 3, 2006). Also one of the NFL's best kickoff specialists, he has

37 touchbacks in his first three seasons, ranking sixth in the league in that time span. Bironas' 2007 campaign arguably was the second-finest season ever by a Titans kicker, behind only Al Del Greco's 1998 campaign. Bironas finished second in team annals behind Del Greco's 1998 effort in scoring (133 to 136), made field goals (35 to 36) and field goal accuracy (89.7 percent to 92.3 percent). He led the NFL in field goals and was fourth in the league in scoring, third among kickers. On Oct. 21, 2007, Bironas set a new NFL record with eight field goals in a game at Houston. Over his three-year career Bironas has made six game-winning field goals, a total that ranks second in club annals behind Del

Greco (10). In 2006, he produced a franchise record with four game-winning field goals in a single season, surpassing the previous mark of three by Del Greco in 2000

Most Field Goals in a Game, NFL History

Player	Team	Date	Opp.	FG
1. Rob Bironas	Tenn.	Oct. 21, 2007	Hou.	8
2. Jim Bakken	St.L	Sept. 24, 1967	Pitt.	7
Rich Karlis	Minn.	Nov. 5, 1989	L.A. Rams (OT)	7
Chris Boniol	Dallas	Nov. 18, 1996	GB	7
Billy Cundiff	Dallas	Sept. 15, 2003	NYG (OT)	7
Shayne Graham	Cin.	Nov. 11, 2007	Balt.	7



and Joe Nedney in 2001. Prior to winning a roster spot with the Titans in 2005, Bironas spent time in training camp with the Green Bay Packers in 2002, the Tampa Bay Buccaneers in 2003 and the Pittsburgh Steelers in 2004. Meanwhile, he spent two seasons in the Arena Football League and one season in Af2. In 2003, he made 12 of 27 field goal attempts for the Af2's Charleston Swamp Foxes. In 2004, he played for the Carolina Cobras and converted 17 of 40 field goal attempts and 70 of 89 PATs. In the spring of 2005 he connected on seven of 16 field goal attempts and 99 of 117 extra point attempts for the AFL's New York Dragons. Bironas originally signed in the NFL with the Packers as a free agent on April 26, 2002.

**Most Game-Winning FGs, Franchise History**

Player	FGs
1. Al Del Greco	10
<b>2. Rob Bironas</b>	<b>6</b>
3. Joe Nedney	5
Tony Zendejas	5
Tony Fritsch	5

## CAREER HIGHLIGHTS:

**2007 (16/0, 1/0):** Voted to his first career Pro Bowl appearance after hitting 35 of 39 field goal attempts and converting all 28 extra point attempts. He also was named first-team *Associated Press* All-Pro, won the

PFW/PFWA Golden Toe Award and was the October AFC Special Teams Player of the Month. Bironas led the NFL with 35 made field goals, a total that ranked second in team history. His 133 points ranked second in the AFC and fourth in the NFL among kickers. The point total was the second highest in team history in a single season (136 points by Al Del Greco in 1998). He made 19 consecutive field goals from Oct. 14-Nov. 25, also ranking second in franchise history (20 by Del Greco, 1998-99).

- Throughout the season, Bironas connected on a total of 10 field goals within the final two minutes of the half (nine first half, one second half).

- On kickoffs, he was second in the AFC and third in the NFL with 16 touchbacks.

- At Houston (10/21), set new NFL record with eight field goals, making all eight field goal tries -- good from 52, 25, 21, 30, 28, 43, 29 and 29 yards. Final field goal occurred as time expired and gave Titans a 38-36 victory. It was Bironas' sixth career game-winning field goal. Previous single-game NFL record was seven field goals, which had occurred four times before. Jim Bakken (9/24/67), Rich Karlis (11/5/89), Chris Boniol (11/18/96) and Billy Cundiff (9/15/03) were only players in history to hit seven field goals in a game, and only Karlis and Boniol did so without a missed try. Bengals kicker Shayne Graham kicked seven field goals later in 2007 (11/11). Bironas kicked five field goals in first half, marking third time in NFL history that five

field goals had been kicked by one player in first half. Morten Andersen (Atlanta) kicked five vs. San Francisco (9/3/00) and Boniol (Dallas) kicked five vs. Green Bay (11/18/96). Bironas' 26 points (four FGs, two PATs) were most by kick-

## TITANS TIDBITS:

- Bironas donated his cleats and the football used to make his NFL-record eighth field goal in a game at Houston (10/21/07) to the Pro Football Hall of Fame in Canton, Ohio.
- Bironas' father, Larry, owns Bironas, Inc., a building automation company in Louisville, Ky. While Rob was out of football from 2001-02, he worked for his father and older brother, Greg, doing sales and marketing for the business.
- During his time in Charlotte, N.C., while he was playing for the AFL's Carolina Cobras, he took a second job working in security and loss prevention at a Best Buy store.
- Also while in Charlotte, Bironas helped coach kickers at Providence High School.
- After transferring from Auburn, Bironas spent one semester at Georgia Southern before returning to complete his marketing degree at Auburn in spring 2001.
- Bironas regularly blogs on his website, [www.robbironas.com](http://www.robbironas.com).

**Most Points in a Single Season, Franchise History**

Player	Season	PAT		FG		Total
		Made	Att	Made	Att	
1. Al Del Greco	1998	28	28	36	39	136
<b>2. Rob Bironas</b>	<b>2007</b>	<b>28</b>	<b>28</b>	<b>35</b>	<b>39</b>	<b>133</b>
3. Al Del Greco	1996	35	35	32	38	131
4. Al Del Greco	1993	39	40	29	34	126
5. Gary Anderson	2003	42	42	27	31	123

**2006 (16/0):**

Led team in scoring for second consecutive sea-

**Most Points in a Single Game, Franchise History**

Player	Date	Opp.	Pts
1. Billy Cannon	Dec. 10, 1961	N.Y. Titans	30 (5 TDs)
<b>2. Rob Bironas</b>	<b>Oct. 21, 2007</b>	<b>Hou. Texans</b>	<b>26 (8 FGs, 2 PATs)</b>
George Blanda	Sept. 18, 1960	L.A. Chargers	26 (3 TDs, 1 FG, 5 PATs)

er since NFL merger in 1970. Point total tied George Blanda (9/18/60) for second-most in franchise history by any player behind Billy Cannon (30 on 12/10/61). Bironas was named AFC Special Teams Player of the Week.

- Named AFC Special Teams Player of the Month for October after making 13 of 14 field goals in four games during the month.
- At Denver (11/19), nailed 56-yarder at end of first half, the second-longest of his career.
- At Cincinnati (11/25), made field goals from 28 and 23 yards, extending streak of consecutive made field goals to 19 to rank second in team history. Also moved into ninth place on team's all-time scoring list, surpassing Ken Burrough, Ernest Givins and Haywood Jeffires (288 points). Game was his 19th consecutive with at least one field goal, extending his team record.
- Against Houston (12/2), reached 100 points in season for first time in career. Streaks of 19 consecutive made field goals (second in team history) and 19 games with at least one made field goal (team record) came to an end.
- At Kansas City (12/16), made all four field goal attempts and both extra point attempts in a game with a kickoff temperature of 22 degrees. Made field goals of 37, 37, 40 and 25 yards, the second game of 2007 and the third game in his career in which he connected on four or more field goals. Passed Charlie Hennigan (306 points) for eighth place on team's all-time scoring list.
- At Indianapolis (12/30), was three-of-three on field goals and made only extra point attempt in regular season finale and playoff-clinching victory. Connected on field goals of 40, 54 and 33 yards. His 54-yarder put Titans ahead 13-10 in the fourth quarter. His 10 points gave him 133 in regular season to finish second in team annals behind Al Del Greco (136 in 1998).
- In Wild Card Game at San Diego (1/6), made playoff debut and connected on two of three field goal attempts (good from 30 and 44 yards).

son with 98 points. He connected on 22 of 28 field goals (78.5%) and was perfect on 32 of 32 extra point attempts. He also posted franchise record four game-winning field goals in a single season (previous record, three game-winning field goals by Al Del Greco in 2000 and Joe Nedney in 2001). Kicked off 70 times, placing 26 in the end zone and 10 touchbacks.

- At Washington (10/15), recorded second game-winning field goal of his career (30 yards) with 5:15 left in fourth quarter to put Titans up 25-22.
- Against New York Giants (11/26), connected on two of two field goal attempts and three extra point attempts. Recorded third game-winning field goal of his career when he capped off a 21-point comeback with a 49-yard field goal with 11 seconds remaining in the fourth quarter in a 24-21 win.
- Against Indianapolis (12/3), registered his third game-winning field goal of the season and fourth of his career on a franchise-record 60-yard field goal. His 60-yard field goal tied for fourth-longest in NFL history and he became the sixth player to kick a 60-yard field goal or longer in NFL history and the third player from that elite group to boot a game winner.
- At Buffalo (12/24), posted franchise record fourth game-winning field goal of the season and fifth of his career. He tied season-high connecting on three of three field goals (42, 20 and 30) and added three extra point attempts.

**2005 (16/0):** Led Titans in scoring, with 99 points and was successful on 23 of 29 field goal attempts and 30 of 32 PAT's. Bironas'

**Most Consecutive FGs Without a Miss, Franchise History**

Player	Season	FGs
1. Al Del Greco	1998-99	20
<b>2. Rob Bironas</b>	<b>2007</b>	<b>19</b>
3. Al Del Greco	1995-96	18
4. Al Del Greco	1999-00	14
5. Al Del Greco	1994-95	13

11 touchbacks tied for fourth in AFC and tied for seventh in NFL. His 11 touchbacks were also the most by Titans kicker since 2001, when Joe Nedney booted 12 touchbacks.

- Against Baltimore (9/11), connected on three field goals (39, 29 and 47) and two extra point attempts, his first NFL points.
- At Arizona (10/23), connected on then career-long 53-yard field goal.
- Made four field goals (35, 41, 21, and 22) and three extra point attempts against San Francisco (11/27), for season-high 15 points.

• Against Houston (12/11), connected on 21-yard game-winning field goal with 15 seconds left in fourth quarter to put Titans up 13-10, his first career game-winning field goal.

**2004:** Spent training camp with Pittsburgh Steelers before being released in final roster cut down. Made two of three field goal attempts and was perfect on extra points in four preseason games.

**2003:** Spent training camp with Tampa Bay Buccaneers before being released prior to season. Was used on kickoffs in two preseason games.

**2002:** Was on Green Bay Packers roster during training camp but did not see preseason action.

## COLLEGE:

- Began career at Auburn (1996-99) before transferring to Georgia Southern for senior season.
- Was member of Eagles' NCAA Division I-AA National Championship team, connecting on seven of 13 field goal attempts during season and scoring 39 total points.
- At Auburn, was semi-finalist for Lou

## 2007 NFL Touchback Leaders

Player	Team	Kickoffs	TBs
1. S. Janikowski	Oak.	65	22
2. Neil Rackers	Ariz.	77	17
<b>3. Rob Bironas</b>	<b>Tenn.</b>	<b>75</b>	<b>16</b>
4. S. Gostkowski	NE	112	15
	Olindo Mare	NO	48
6. Mason Crosby	GB	91	14
7. Josh Brown	Sea.	84	13
	Jason Hanson	Det.	80
9. Michael Koenen	Atl.	62	12
	Josh Scobee	Jax.	46

Groza Award in 1998 after making 12 of 16 field goal attempts, including two successful 49-yard tries, and making all 18 PATs for team-high 54 points.

- Received degree from Auburn in marketing.

## PERSONAL:

- Single, splits time between Nashville and Louisville, Ky.
- At Trinity (Louisville, Ky.) High School, lettered two years in football, four years in soccer, two years in swimming and one year on track team.
- Appeared in 2008 United Way of Middle Tennessee's "Live United" campaign ads.
- Among many other charitable endeavors, participated in Titans Caravan, school and hospital visits, Super Bowl XLII Taste of the NFL, Kevin Carter's "Waiting for Wishes" event, John Lynch Celebrity Classic, PENCIL Foundation's "A Little Night Music," "Bowling for Roses" celebrity bowling competition and Gilda's Club Nashville.
- List of favorites: (movie) "The Godfather"; (TV show) "The Sopranos"; (music) R&B and rap; (actors) Adam

## Career Franchise Scoring Leaders

Player	Years	TD	Rush	Rec	Ret	FG	PAT	Pts
1. Al Del Greco	1991-00	0	0	0	0	246	322	1,060
2. George Blanda	1960-66	4	4	0	0	91	301	598
3. Tony Zendejas	1985-90	0	0	0	0	117	197	548
4. Eddie George	1996-03	74	64	10	0	0	6	450
5. Earl Campbell	1978-84	73	73	0	0	0	0	438
6. Toni Fritsch	1977-81	0	0	0	0	81	149	392
7. Skip Butler	1972-77	0	0	0	0	70	120	330
<b>Rob Bironas</b>	<b>2005-07</b>	<b>0</b>	<b>0</b>	<b>0</b>	<b>0</b>	<b>80</b>	<b>90</b>	<b>330</b>
9. Charlie Hennigan	1960-66	51	0	51	0	0	0	306
10. Ken Burrough	1971-81	48	1	47	0	0	0	288
	Ernest Givins	1986-94	48	1	46	1	0	288
	Haywood Jeffires	1987-95	47	0	47	0	0	288

Sandler, Halle Berry and Jessica Alba; (kind of car) Maserati and Camaro Super Sport; (school subject) math; (author) James Patterson; (video games) Nintendo Wii; (vacation getaway) "any island"; and (food) Italian food.

- Born James Robert Bironas on Jan. 29, 1978 in Louisville, Ky.

BIRONAS GAME-BY-GAME

2005 Tennessee Titans

Date	Opp.	W/L	Pts.	XP-XPA	FG-FGA	1-19	20-29	30-39	40-49	50+	Kick-by-kick	
Sep 11	@ Pit	L	1	1-1	0-1	0-0	0-0	0-0	0-1	0-0	47n	
Sep 18	Bal	W	11	2-2	3-3	0-0	1-1	1-1	1-1	0-0	39,29,47	
Sep 25	@ Stl	L	9	3-3	2-2	0-0	0-0	1-1	1-1	0-0	41,39	
Oct 2	Ind	L	4	1-1	1-2	0-0	0-0	1-2	0-0	0-0	34, 38n	
Oct 9	@ Hou	W	10	4-4	2-3	0-0	0-0	0-0	1-1	1-2	52,58n,49	
Oct 16	Cin	L	11	2-2	3-3	0-0	2-2	0-0	1-1	0-0	24,29,47	
Oct 23	@ Ari	L	4	1-1	1-1	0-0	0-0	0-0	0-0	1-1	53	
Oct 30	Oak	L	7	1-2	2-2	0-0	1-1	1-1	0-0	0-0	39,24	
Nov 6	@ Cle	L	2	2-2	0-1	0-0	0-0	0-0	0-0	0-0	50n	
Nov 20	Jax	L	4	4-4	0-0	0-0	0-0	0-0	0-0	0-0		
Nov 27	S.F.	W	15	3-3	4-4	0-0	2-2	1-1	1-1	0-0	35,41,21,22	
Dec 4	@ Ind	L	3	0-0	1-2	0-0	1-1	0-0	0-0	0-1	51n, 24	
Dec 11	Hou	W	7	1-1	2-3	0-0	2-2	0-0	0-1	0-0	46n,23,21	
Dec 18	Sea	L	6	3-3	1-1	0-0	0-0	1-1	0-0	0-0	38	
Dec 24	@ Mia	L	4	1-1	1-1	0-0	1-1	0-0	0-0	0-0	24	
Jan 1	@ Jax	L	1	1-2	0-0	0-0	0-0	0-0	0-0	0-0		
<b>Totals</b>			<b>4-12</b>	<b>99</b>	<b>30-32</b>	<b>23-29</b>	<b>0-0</b>	<b>10-10</b>	<b>6-7</b>	<b>5-7</b>	<b>2-5</b>	<b>Long: 53</b>

2006 Tennessee Titans

Date	Opp.	W/L	Pts.	XP-XPA	FG-FGA	1-19	20-29	30-39	40-49	50+	Kick-by-kick	
Sep 10	NYJ	L	0	0-0	0-0	0-0	0-0	0-0	0-0	0-0		
Sep 17	@ S.D.	L	1	1-1	0-0	0-0	0-0	0-0	0-0	0-0		
Sep 24	@ Mia	L	4	1-1	1-2	0-0	1-1	0-0	0-0	0-1	51n,22	
Oct 1	Dal	L	6	0-0	2-2	0-0	0-0	2-2	0-0	0-0	33,39	
Oct 8	@ Ind	L	7	1-1	2-2	0-0	1-1	0-0	1-1	0-0	22,47	
Oct 15	@ Was	W	11	2-2	3-3	0-0	1-1	2-2	0-0	0-0	32,26,30	
Oct 29	Hou	W	4	4-4	0-0	0-0	0-0	0-0	0-0	0-0		
Nov 5	@ Jax	L	1	1-1	0-0	0-0	0-0	0-0	0-0	0-0		
Nov 12	Bal	L	6	3-3	1-3	0-0	1-1	0-0	0-2	0-0	21,41n,43b	
Nov 19	@ Phi	W	7	4-4	1-1	0-0	0-0	1-1	0-0	0-0	36	
Nov 26	NYG	W	6	3-3	1-2	0-0	0-0	0-0	1-2	0-0	48n,49	
Dec 3	Ind	W	8	2-2	2-2	0-0	1-1	0-0	0-0	1-1	25,60	
Dec 10	@ Hou	W	8	2-2	2-2	0-0	0-0	1-1	1-1	0-0	41,33	
Dec 17	Jax	W	6	3-3	1-2	0-0	1-1	0-0	0-1	0-0	44n,27	
Dec 24	@ Buf	W	12	3-3	3-3	0-0	1-1	1-1	1-1	0-0	42,20,30	
Dec 31	N.E.	L	11	2-2	3-4	0-0	3-4	0-0	0-0	0-0	25,23n,27,27	
<b>Totals</b>			<b>8-8</b>	<b>98</b>	<b>32-32</b>	<b>22-28</b>	<b>0-0</b>	<b>10-11</b>	<b>7-7</b>	<b>4-8</b>	<b>1-2</b>	<b>Long: 60</b>

2007 Tennessee Titans

Date	Opp.	W/L	Pts.	XP-XPA	FG-FGA	1-19	20-29	30-39	40-49	50+	Kick-by-kick	
Sep 9	@ Jax	W	7	1-1	2-2	0-0	1-1	1-1	0-0	0-0	20,31	
Sep 16	Ind	L	8	2-2	2-2	0-0	0-0	2-2	0-0	0-0	30,36	
Sep 24	@ NO	W	7	4-4	1-2	0-0	0-1	1-1	0-0	0-0	33, 27n	
Oct 7	Atl	W	8	2-2	2-3	0-0	0-0	1-1	1-2	0-0	30, 40, 47n	
Oct 14	@ TB	L	4	1-1	1-1	0-0	0-0	0-0	1-1	0-0	48	
Oct 21	@ Hou	W	26	2-2	8-8	0-0	5-5	1-1	1-1	1-1	52, 25, 21, 30, 28, 43, 29, 29	
Oct 28	Oak	W	7	1-1	2-2	0-0	1-1	1-1	0-0	0-0	35, 23	
Nov 4	Car	W	8	2-2	2-2	0-0	0-0	0-0	1-1	1-1	47, 53	
Nov 11	Jax	L	7	1-1	2-2	0-0	0-0	1-1	1-1	0-0	36, 49	
Nov 19	@ Den	L	8	2-2	2-2	0-0	0-0	1-1	0-0	1-1	56, 37	
Nov 25	@ Cin	L	6	0-0	2-2	0-0	2-2	0-0	0-0	0-0	28, 23	
Dec 2	Hou	W	4	4-4	0-1	0-0	0-0	0-0	0-0	0-1	53n	
Dec 9	SD	L	5	2-2	1-2	0-0	0-1	0-0	1-1	0-0	44, 29n	
Dec 16	@ KC	W	14	2-2	4-4	0-0	1-1	2-2	1-1	0-0	37, 37, 40, 25	
Dec 23	NYJ	W	4	1-1	1-1	0-0	0-0	0-0	1-1	0-0	46	
Dec 30	@ Ind	W	10	1-1	3-3	0-0	0-0	1-1	1-1	1-1	40, 54, 33	
<b>Totals</b>			<b>10-6</b>	<b>133</b>	<b>28-28</b>	<b>35-39</b>	<b>0-0</b>	<b>10-12</b>	<b>12-12</b>	<b>9-10</b>	<b>4-5</b>	<b>Long: 56</b>
<b>Playoffs</b>												
Jan 6	@ SD	L	6	0-0	2-3	0-0	0-0	1-2	1-1	0-0	30, 44, 38n	
<b>Totals</b>			<b>0-1</b>	<b>6</b>	<b>0-0</b>	<b>2-3</b>	<b>0-0</b>	<b>0-0</b>	<b>1-2</b>	<b>1-1</b>	<b>0-0</b>	<b>Long: 44</b>



Bironas celebrates after his franchise record 60-yard field goal defeated the Colts, 20-17, on Dec. 4, 2006 at LP Field.

Front Office

Coaching Staff

Broncos

Rookies

2007 Season

Records

History

Playoff History

Sidelines

## Rob Bironas' NFL Statistics

		SCORING										
Year	Team	GP	FG	FGA	Pct	Lg	Blk	XP	XPA	Pct	Blk	Points
2005	Tennessee	16	23	29	79.3	53	0	30	32	93.8	0	99
2006	Tennessee	16	22	28	78.6	60	1	32	32	100.0	0	98
2007	Tennessee	16	35	39	89.7	56	0	28	28	100.0	0	133
<b>NFL Totals</b>		<b>48</b>	<b>80</b>	<b>96</b>	<b>83.3</b>	<b>60</b>	<b>1</b>	<b>90</b>	<b>92</b>	<b>97.8</b>	<b>0</b>	<b>330</b>

		FIELD GOALS										
Year	Team	1-19	Pct	20-29	Pct	30-39	Pct	40-49	Pct	50+	Pct	
2005	Tennessee	0/0	0.0	10/10	100.0	6/7	85.7	5/7	71.4	2/5	40.0	
2006	Tennessee	0/0	0.0	10/11	90.1	7/7	100.0	4/8	50.0	1/2	50.0	
2007	Tennessee	0/0	0.0	10/12	83.3	12/12	100.0	9/10	90.0	4/5	80.0	
<b>NFL Totals</b>		<b>0/0</b>	<b>00.0</b>	<b>30/33</b>	<b>90.9</b>	<b>25/26</b>	<b>92.9</b>	<b>18/25</b>	<b>72.0</b>	<b>7/12</b>	<b>58.3</b>	

		KICKOFFS				
Year	Team	KO	IN EZ	TB	Pct	
2005	Tennessee	69	28	11	15.9	
2006	Tennessee	69	26	10	14.5	
2007	Tennessee	75	36	16	21.3	
<b>NFL Totals</b>		<b>213</b>	<b>90</b>	<b>37</b>	<b>17.4</b>	

		SCORING										
Team	GP	FG	FGA	Pct	Lg	Blk	XP	XPA	Pct	Blk	Points	
Tennessee	1	2	3	66.7	44	0	0	0	0.0	0	6	
<b>Playoff Totals</b>	<b>1</b>	<b>2</b>	<b>3</b>	<b>66.7</b>	<b>44</b>	<b>0</b>	<b>0</b>	<b>0</b>	<b>0.0</b>	<b>0</b>	<b>6</b>	

		FIELD GOALS										
Year	Team	1-19	Pct	20-29	Pct	30-39	Pct	40-49	Pct	50+	Pct	
2007	Tennessee	0/0	0.0	0/0	0.0	1/2	50.0	1/1	100.0	0/0	0.0	
<b>Playoff Totals</b>		<b>0/0</b>	<b>0.0</b>	<b>0/0</b>	<b>0.0</b>	<b>1/2</b>	<b>50.0</b>	<b>1/1</b>	<b>100.0</b>	<b>0/0</b>	<b>0.0</b>	

		KICKOFFS				
Year	Team	KO	IN EZ	TB	Pct	
2007	Tennessee	2	0	0	0.0	
<b>Playoff Totals</b>		<b>2</b>	<b>0</b>	<b>0</b>	<b>0.0</b>	

### Single-Game Highs

Field Goals Made - 8 at Houston (10/21/07)  
 Field Goal attempts - 8 at Houston (10/21/07)  
 Longest Field Goal - 60 yds vs. Indianapolis (12/04/06)  
 PATs Made - 4 (six times, last vs. Houston 12/2/07)  
 PATs Attempted - 4 (six times, last vs. Houston 12/2/07)  
 Points - 26 at Houston (10/21/07)

### Playoff Highs

Field Goals Made - 2 at San Diego (1/6/08)  
 Field Goals Attempts - 3 at San Diego (1/6/08)  
 Longest Field Goal - 44 at San Diego (1/6/08)  
 PATs Made - 0 at San Diego (1/6/08)  
 PATs Attempted - 0 at San Diego (1/6/08)  
 Points - 6 at San Diego (1/6/08)

### Additional Career Statistics

Special Teams Tackles - 1 (2005), 2 (2006), 3 (2007)  
 Fumble Recoveries - 1 (2005)



*Bironas makes good on his NFL-record eighth field goal as the Titans defeated the Houston Texans, 38-36, at Reliant Stadium on Oct. 21, 2007.*

Front Office

Coaching Staff

Bironas

Rookies

2007 Season

Records

History

Playoff History

Sidelines

84



Dwayne  
**BLAKLEY**



**TIGHT END**

6'5" • 261 lbs. • Born: 8.10.79 • Exp. (NFL/Titans): 5/1 • UFA – 2008 • Missouri  
2007 GP/GS: 12/3 • Career GP/GS: 59/9 (Playoffs 2/0) • St. Joseph, MO

**PRO:** Tight end Dwayne Blakley was signed by the Titans during the 2008 offseason to add a big and experienced target to the offense. He immediately adds reliable depth to a tight end group that also includes Alge Crumpler and Bo Scaife. Blakley rejoins the Titans after spending four seasons in Atlanta, where he totaled 59 career games and nine starts. His career statistics, all with the Falcons, include 21 receptions for 189 yards and one touchdown. In Blakley's first stint with the Titans, he spent the final four weeks of the 2003 regular season and two weeks during the ensuing postseason on Tennessee's practice squad. He was with the club through the following training camp but was waived on Sept. 5, 2004. The Falcons claimed him off waivers the following day. Blakley spent the majority of the 2002 season (15 games) with the Chiefs on their practice squad. In both 2003 and 2004, he played for the Rhein Fire in NFL Europe and spent time on the practice squads of the San Diego Chargers and Miami Dolphins before landing with the Titans. Blakley originally was signed by the Kansas City Chiefs as a rookie free agent in 2002.

**TITANS TIDBITS:**

- When Blakley signed with the Titans in 2008, he was reunited with a former college teammate, wide receiver Justin Gage. In 1999, Gage played as a freshman at quarterback during the latter part of the season. One of his two career touchdown completions was a one-yard pass to Blakley against Texas A&M (11/13/99).
- Blakley's favorite off-field activities include playing basketball and video games.

**CAREER HIGHLIGHTS:**

**2007 (12/3 – Atlanta):** In final season with Falcons, played in 12 games with three starts. Posted career-high seven receptions for 48 yards.

- Started in games at Jacksonville (9/16), at New Orleans (10/21) and at Arizona (12/23).
- At Minnesota (9/9), posted two receptions for season-high 18 yards.
- Missed three contests with pectoral injury (9/23 against Carolina, 9/30 against Houston, 10/7 at Tennessee) and one game with concussion (11/22 against Indianapolis).
- 2006 (16/4 – Atlanta):** Saw action in 16 games with four starts and tallied six receptions for career-high 76 receiving yards.
- At Detroit (11/5), caught career-high three passes for 25 yards.
- Four starts included game at Baltimore (11/19) and season's final three contests.
- At Philadelphia (12/31), recorded career-high 37 yards on two receptions.
- 2005 (16/1 – Atlanta):** Saw action in all 16 games with one start, tallying four receptions for 30 yards and one touchdown.
- At Buffalo (9/25), recorded first career touchdown reception on nine-yard pass from Michael Vick.
- Against New England (10/9), made second career start when team opened with two tight ends.
- 2004 (15/1, 2/0 – Atlanta):** Claimed by Atlanta off waivers from Tennessee on Sept. 6. Played in 15 games with one start, recording 35 receiving yards on four receptions.
- Against San Diego (10/17), made first career start when Falcons opened with two tight ends.
- 2003 (0/0 – San Diego, Miami, Tennessee):** After being released by the Chiefs at the end of training camp, spent time on practice squads at San Diego, Miami and Tennessee. Was with Tennessee's practice squad for final four games of regular season and two playoff contests.
- 2002 (0/0 – Kansas City):** Spent final 15 games on Kansas City's practice squad.

Front Office

Coaching Staff

Blakley

Rookies

2007 Season

Records

History

Playoff History

Sidelines

## COLLEGE:

- Started 33 of 43 games at Missouri, registering 79 receptions for 868 yards (11.0 avg.) and 12 touchdowns.
- Started 11 games as senior, establishing career-highs with 34 catches for 362 yards and four touchdowns.

## PERSONAL:

- Single, splits time between Nashville and St. Joseph, Mo.
- Named first-team All-State at Central (St. Joseph, Mo.) High School after recording 21 receptions for 350 yards and seven touchdowns as senior.

- Was an All-State choice on basketball team as high school senior and also participated in baseball (first baseman) and track & field (long jump, shot put, discus).
- List of favorites: (movie) "Coming to America"; (TV shows) "The View," "Next" and "Desperate Housewives"; (actors) Wesley Snipes and Eddie Murphy; (music artists) Tupac Shakur and Lil' Wayne; (vacation getaway) "anywhere in Florida"; (school subject) history; (video games) Madden NFL Football, NBA 2K8 and NBA Live; and (food) Mexican food.
- Born Dwayne David Blakley on Aug. 10, 1979 in St. Joseph, Mo.

## BLAKLEY GAME-BY-GAME

2004 Atlanta Falcons										
Date	Opp	W/L	P/S	No	Yds	Avg	Lg	TD		
Sept 12	@ SF	W		PRACTICE SQUAD						
Sept 19	Stl	W	1/0	0	0	0.0	0	0		
Sept 26	Ari	W	1/0	0	0	0.0	0	0		
Oct 3	@ Car	W	1/0	0	0	0.0	0	0		
Oct 10	Det	L	1/0	1	13	13.0	13	0		
Oct 17	SD	W	1/1	1	4	4.0	4	0		
Oct 24	@ KC	L	1/0	0	0	0.0	0	0		
Oct 31	@ Den	W	1/0	0	0	0.0	0	0		
Nov 14	TB	W	1/0	0	0	0.0	0	0		
Nov 21	@ NYG	W	1/0	0	0	0.0	0	0		
Nov 28	NO	W	1/0	0	0	0.0	0	0		
Dec 5	@ TB	L	1/0	1	6	6.0	6	0		
Dec 12	Oak	W	1/0	0	0	0.0	0	0		
Dec 18	Car	W	1/0	0	0	0.0	0	0		
Dec 26	@ NO	L	1/0	1	12	12.0	12	0		
Jan 2	@ Sea	L	1/0	0	0	0.0	0	0		
<b>Totals</b>			<b>11-5</b>	<b>15/1</b>	<b>4</b>	<b>35</b>	<b>8.8</b>	<b>13</b>	<b>0</b>	
2005 Atlanta Falcons										
Date	Opp	W/L	P/S	No	Yds	Avg	Lg	TD		
Sept 12	Phi	W	1/0	1	9	9.0	9	0		
Sept 18	Sea	L	1/0	0	0	0.0	0	0		
Sept 25	@ Buf	W	1/0	2	11	5.5	9	1		
Oct 2	Min	W	1/0	1	10	10.0	10	0		
Oct 9	NE	L	1/1	0	0	0.0	0	0		
Oct 16	@ NO	W	1/0	0	0	0.0	0	0		
Oct 24	NYJ	W	1/0	0	0	0.0	0	0		
Nov 6	@ Mia	W	1/0	0	0	0.0	0	0		
Nov 13	GB	L	1/0	0	0	0.0	0	0		
Nov 20	TB	L	1/0	0	0	0.0	0	0		
Nov 24	@ Det	W	1/0	0	0	0.0	0	0		
Dec 4	@ Car	L	1/0	0	0	0.0	0	0		
Dec 12	NO	W	1/0	0	0	0.0	0	0		
Dec 18	Chi	L	1/0	0	0	0.0	0	0		
Dec 24	@ TB	L	1/0	0	0	0.0	0	0		
Jan 1	@ Car	L	1/0	0	0	0.0	0	0		
<b>Totals</b>			<b>8-8</b>	<b>16/1</b>	<b>4</b>	<b>30</b>	<b>7.5</b>	<b>10</b>	<b>1</b>	
2006 Atlanta Falcons										
Date	Opp	W/L	P/S	No	Yds	Avg	Lg	TD		
Sept 10	@ Car	W	1/0	0	0	0.0	0	0		
Sept 17	TB	W	1/0	0	0	0.0	0	0		
Sept 25	@ NO	L	1/0	0	0	0.0	0	0		
Oct 1	Ari	W	1/0	0	0	0.0	0	0		
Oct 15	NYG	L	1/0	0	0	0.0	0	0		
Oct 22	@ Pit	W	1/0	0	0	0.0	0	0		
Oct 29	@ Cin	W	1/0	0	0	0.0	0	0		
Nov 5	@ Det	L	1/0	3	25	8.3	12	0		
Nov 12	Cle	L	1/0	0	0	0.0	0	0		
Nov 19	@ Bal	L	1/1	0	0	0.0	0	0		
Nov 26	NO	L	1/0	0	0	0.0	0	0		
Dec 3	@ Was	W	1/0	0	0	0.0	0	0		
Dec 10	@ TB	W	1/0	1	14	14.0	14	0		
Dec 16	Dal	L	1/1	0	0	0.0	0	0		
Dec 24	Car	L	1/1	0	0	0.0	0	0		
Dec 31	@ Phi	L	1/1	2	37	18.5	28	0		
<b>Totals</b>			<b>7-9</b>	<b>16/4</b>	<b>6</b>	<b>76</b>	<b>12.7</b>	<b>28</b>	<b>0</b>	
2007 Atlanta Falcons										
Date	Opp	W/L	P/S	No	Yds	Avg	Lg	TD		
Sept 9	@ Min	L	1/0	2	18	9.0	10	0		
Sept 16	@ Jac	L	1/1	0	0	0.0	0	0		
Sept 23	Car	L		INACTIVE						
Sept 30	Hou	W		INACTIVE						
Oct 7	@ Ten	L		INACTIVE						
Oct 15	NYG	L	1/0	0	0	0.0	0	0		
Oct 21	@ NO	L	1/1	1	4	4.0	4	0		
Nov 4	SF	W	1/0	2	10	5.0	7	0		
Nov 11	@ Car	W	1/0	1	11	11.0	11	0		
Nov 18	TB	L	1/0	0	0	0.0	0	0		
Nov 22	Ind	L		INACTIVE						
Dec 2	@ Stl	L	1/0	1	5	5.0	5	0		
Dec 10	NO	L	1/0	0	0	0.0	0	0		
Dec 16	@ TB	L	1/0	0	0	0.0	0	0		
Dec 23	@ Ari	L	1/1	0	0	0.0	0	0		
Dec 30	@ Sea	W	1/0	0	0	0.0	0	0		
<b>Totals</b>			<b>4-12</b>	<b>12/3</b>	<b>7</b>	<b>48</b>	<b>6.9</b>	<b>11</b>	<b>0</b>	

Dwayne Blakley's NFL Statistics

Year	Team	GP	GS	RECEIVING					RUSHING				
				No	Yds	Avg	Lg	TD	Att	Yds	Avg	Lg	TD
2004	Atlanta	15	1	4	35	8.8	13	0	0	0	0.0	0	0
2005	Atlanta	16	1	4	30	7.5	10	1	0	0	0.0	0	0
2006	Atlanta	16	4	6	76	12.7	28	0	0	0.0	0	0	
2007	Atlanta	12	3	7	48	6.9	11	0	0	0.0	0	0	
<b>NFL Totals</b>		<b>59</b>	<b>9</b>	<b>21</b>	<b>189</b>	<b>9.0</b>	<b>28</b>	<b>1</b>	<b>0</b>	<b>0</b>	<b>0.0</b>	<b>0</b>	<b>0</b>

PLAYOFFS

Year	Team	GP	GS	RECEIVING					RUSHING				
				No	Yds	Avg	Lg	TD	Att	Yds	Avg	Lg	TD
2004	Atlanta	2	0	0	0	0.0	0	0	0	0	0.0	0	0
<b>Playoff Totals</b>		<b>2</b>	<b>0</b>	<b>0</b>	<b>0</b>	<b>0.0</b>	<b>0</b>	<b>0</b>	<b>0</b>	<b>0</b>	<b>0.0</b>	<b>0</b>	<b>0</b>

Single-Game Highs

- Receptions - 3 at Detroit (11/5/06)
- Receiving yards - 37 at Philadelphia (12/31/06)
- Long Reception - 28 at Philadelphia (12/31/06)
- Touchdowns - 1 at Buffalo (9/25/05)

97



Tony BROWN



DEFENSIVE TACKLE

6'3" • 290 lbs. • Born: 9.29.80 • Exp. (NFL/Titans): 4/3 • FA – 2006 • Memphis  
 2007 GP/GS: 16/16 (Playoffs 1/1) • Career GP/GS: 45/22 (Playoffs 1/1) • Chattanooga, TN

**PRO:** A powerful defensive tackle who plays with good leverage and solid technique, Tony Brown is entering his fourth NFL season. In the past two years, he has gone from looking for a job in the NFL to a mainstay in the middle of the Titans defensive line. The Chattanooga native was a midseason roster addition in 2006 after accumulating a total of two previous years experience with the Carolina Panthers, Miami Dolphins and San Francisco 49ers. Upon arrival in Tennessee, he quickly proved to be a versatile member of the defensive line rotation. He has seen most of his playing time at defensive tackle but also has contributed at defensive end. In 45 career games, he has recorded 22 starts, 161 tackles, 6.5 sacks, 35 quarterback pressures, eight tackles for loss, eight passes defended, one blocked PAT, one forced fumble and two fumble recoveries. He set career highs in 2007 in multiple categories, including starts (16), tackles (83) and sacks (4.0). The Titans, Brown's fourth NFL team, signed him as a free agent on Oct. 3, 2006 after he was released by the Carolina Panthers on Sept. 23, 2006. After entering the NFL as a rookie free agent with the Panthers in 2003, he spent 13 games on

Carolina's practice squad before being signed to Miami's active roster for the final three games of his rookie season. In 2004, Brown played for the 49ers in all 16 games. In 2005, he was out of football after being waived by San Francisco prior to the season. He was re-signed by the Panthers on Jan. 9, 2006 and then allocated to NFL Europe's Amsterdam Admirals. There, he earned NFL Europe Co-Defensive MVP honors after recording 40 tackles, four sacks, one fumble recovery, one interception and five passes defended in 10 games. He returned from Amsterdam to rejoin the Panthers and spent the first two weeks of the season on their active roster before being released. Brown was originally signed as an undrafted free agent by the Panthers on May 2, 2003.

TITANS TIDBITS:

- After being released by the Carolina Panthers in September 2006, Brown returned home to Chattanooga and hoped his phone would ring. Sitting in church shortly thereafter, it did. His prayers were answered when he felt his phone vibrate with a call from his agent, informing him through a text message the Titans were



interested in his services.

- Off the field, Brown spends time fishing the Mississippi River near Memphis.
- In April 2007, he hosted the Believe to Achieve Celebrity Basketball Game in Chattanooga along with Oakland Raiders defensive lineman Terrell Sands.

## CAREER HIGHLIGHTS:

**2007 (16/16, 1/1 –Tennessee):** In his first full season in Tennessee, started all 16 games for first time in career and totaled 83 tackles (fifth on team), four sacks (fifth), four tackles for loss (tied for fourth), 22 quarterback pressures (fourth), five passes defended and one forced fumble. He tied for team lead in sacks twice (at JAX, vs. HST) and tied for team lead in quarterback pressures four times.

- At Jacksonville (9/9), dropped David Garrard for a three-yard sack in second quarter and stuffed Fred Taylor for no gain in fourth quarter.
- Against Oakland (10/28), posted career-high 10 tackles in 13-9 win.
- Against Carolina (11/4), collected seven tackles, one sack, two quarterback pressures and one pass defended in 20-7 victory. Tipped a David Carr pass that was then intercepted by Travis LaBoy in second quarter and dropped Carr for one-yard sack.
- Against Houston (12/2), ended game with 16-yard strip-sack of Sage Rosenfels.
- Against N.Y. Jets (12/23), sealed game with 10-yard sack of Chad Pennington on fourth-and-four late in final quarter.
- In Wild Card Playoff at San Diego (1/6), collected five tackles, one tackle for loss and one quarterback pressure.

**2006 (1/0 – Carolina; 12/2 – Tennessee):** Played one game with the Carolina and then 12 contests with the Titans, including one start. Set career highs in tackles (51), sacks (1.5), quarterback pressures (13), tackles for loss (four), fumble recoveries (two) and touchdowns (one). Added one blocked PAT against New England (12/31).

- With Panthers, played in season opener against Atlanta (9/10/06) and was inactive at Minnesota (9/17/06) before being released on Sept. 23.
- At Indianapolis (10/8), after being signed on Oct. 3, made his Titans debut.
- Against Houston (10/29), set career high with eight tackles and added two fumble recoveries and one quarterback pressure. With 18 seconds remaining in second quarter, picked up David Carr fumble caused by Kyle Vanden Bosch and returned it for 40 yards for score to extend Titans lead to 14-3.

- Against Baltimore (11/12), combined with Keith Bulluck to force Steve McNair out of end zone for sack and safety.
- Against New England (12/31), recorded four tackles, one sack and one blocked extra point attempt. Sack gave him 1.5 for season and 2.5 for his career. Blocked PAT was first of career.

**2005 (0/0):** Attended training camp with 49ers before being waived in the final roster cut down Sept. 3, 2005.

**2004 (16/4 – San Francisco):** Claimed off waivers by 49ers from Dolphins on Sept. 7, 2004. Brown played in 16 games with four starts and posted 27 tackles, one sack and three passes defended.

- Against Washington (12/18), matched then-career-high of four tackles and recorded a half sack.

**2003 (0/0 – Carolina/Miami):** Inactive for the final three regular season games with Miami. Originally signed as an undrafted rookie free agent by Carolina on May 2 before being waived by Panthers on Aug. 31, 2003. Signed to Carolina's practice squad on Sept. 2 and spent 13 games on Panthers practice squad before being signed by Miami on Dec. 13.

## COLLEGE:

- Three-year starter at Memphis, as senior earned second-team All-Conference USA while recording 66 tackles, four sacks, one forced fumble, eight quarterback pressures and five passes defended.
- As junior, registered career-high 68 tackles, seven sacks, one fumble recovery, one forced fumble, 17 quarterback pressures and four passes defended.
- Graduated in December 2002 with degree in sociology.

## PERSONAL:

- Married to Lachandra, couple splits time between Nashville and Chattanooga, Tenn.
- Played linebacker and tight end at City (Chattanooga, Tenn.) High School and earned All-State honors on defense as a senior.
- Also lettered four years in basketball and baseball (first base and catcher). Helped basketball team to state title as freshman power forward.
- List of favorites: (movie) "The Five Heartbeats"; (TV show) "The Wire"; (actress) Halle Berry; (music artist) Prince; (vacation getaway) "at the house"; (sports team other than Titans) New York Yankees; (school subject) math; and (food) hot dogs.
- Born Robert Anthony Brown Jr. on Sept. 29, 1980 in Chattanooga, Tenn.

**BROWN GAME-BY-GAME**

**2004 San Francisco 49ers**

Date	Opp	W/L	P/S	Tot Solo	Sk	QB	TFL	Int	Yds	PD	FF	FR	SpT
Sep 12	ATL	L	1/0	0	0	0	0.0	0	0	0	0	0	0
Sep 19	@ N.O.	L	1/0	0	0	0	0.0	0	0	0	0	0	0
Sep 26	@ Sea	L	1/0	0	3	3	0.0	0	0	0	0	0	0
Oct 3	Stl	L	1/0	0	0	0	0.0	0	0	0	0	0	0
Oct 10	Ariz	W	1/1	3	0	3	0.0	0	0	1	0	0	0
Oct 17	@ NYJ	L	1/0	0	0	0	0.0	0	0	0	0	0	0
Oct 31	@ Chi	L	1/0	1	1	2	0.0	0	0	0	0	0	0
Nov 7	Sea	L	1/1	1	2	3	0.5	0	0	0	0	0	0
Nov 14	Car	L	1/1	1	0	1	0.0	1	0	0	0	0	0
Nov 21	@ T.B.	L	1/0	3	1	4	0.0	0	0	1	0	0	0
Nov 28	Mia	L	1/0	0	0	0	0.0	1	0	0	0	0	0
Dec 5	@ Stl	L	1/0	0	0	0	0.0	0	0	0	0	0	0
Dec 12	@ Ariz	W	1/1	1	0	1	0.0	1	0	1	0	0	0
Dec 18	Was	L	1/0	2	2	4	0.5	1	0	0	0	0	0
Dec 26	Buf	L	1/0	1	0	1	0.0	1	0	0	0	0	0
Jan 2	@ NE	L	1/0	4	1	5	0.0	0	0	0	0	0	0
<b>Totals</b>	<b>2-14 16/4</b>			<b>17</b>	<b>10</b>	<b>27</b>	<b>1.0</b>	<b>5</b>	<b>0</b>	<b>3</b>	<b>0</b>	<b>0</b>	<b>0</b>

**2006 Carolina Panthers/Tennessee Titans**

Date	Opp	W/L	P/S	Tot Solo	Sk	QB	TFL	Int	Yds	PD	FF	FR	SpT
Sep 10	ATL	L	1/0	0	0	0	0.0	0	0	0	0	0	0
Sep 17	@ Min	L	0/0	INACTIVE NOT ON ROSTER NOT ON ROSTER									
Oct 8	@ Ind	L	1/0	4	3	0	0.0	0	0	0	0	0	0
Oct 15	@ Was	W	1/0	1	1	0	0.0	1	1	0	0	0	0
Oct 29	Hou	W	1/0	8	5	0	0.0	1	0	0	0	2	0
Nov 5	@ Jax	L	1/0	7	7	0	0.0	1	1	0	0	0	0
Nov 12	Bal	L	1/1	7	4	0	0.5	2	0	0	0	0	0
Nov 19	@ Phi	W	1/1	4	2	0	0.0	2	1	0	0	0	0
Nov 26	NYG	W	1/0	4	2	0	0.0	0	0	0	0	0	0
Dec 3	Ind	W	1/0	3	2	0	0.0	1	0	0	0	0	0
Dec 10	@ Hou	W	1/0	4	2	0	0.0	1	0	0	0	0	0
Dec 17	Jax	W	1/0	4	2	0	0.0	2	1	0	0	0	0
Dec 24	@ Buf	W	1/0	1	1	0	0.0	2	0	0	0	0	0
Dec 31	NE	L	1/0	4	2	0	0.0	0	0	0	0	0	0
<b>Totals</b>	<b>8-6 13/2</b>			<b>51</b>	<b>33</b>	<b>0</b>	<b>1.5</b>	<b>13</b>	<b>4</b>	<b>0</b>	<b>0</b>	<b>0</b>	<b>2</b>

\* First two games with Carolina; final 12 games with Tennessee

**2007 Tennessee Titans**

Date	Opp	W/L	P/S	Tot Solo	Sk	QB	TFL	Int	Yds	PD	FF	FR	SpT
Sep 9	@ Jax	W	1/1	4	3	1.0	2	1	0	0	0	0	0
Sep 16	Ind	L	1/1	4	2	0.0	1	0	0	0	0	0	0
Sep 24	@ NO	W	1/1	5	1	0.0	1	0	0	0	0	0	0
Oct 7	Atl	W	1/1	7	6	0.0	4	1	0	0	0	0	0
Oct 14	@ TB	L	1/1	5	1	0.0	2	0	0	0	0	0	0
Oct 21	@ Hou	W	1/1	6	3	0.0	2	0	0	0	0	0	0
Oct 28	Oak	W	1/1	10	6	0.0	2	0	0	0	2	0	0
Nov 4	Car	W	1/1	7	3	1.0	2	0	0	0	1	0	0
Nov 11	Jax	L	1/1	7	3	0.0	0	0	0	0	0	0	0
Nov 19	@ Den	L	1/1	6	3	0.0	0	0	0	0	0	0	0
Nov 25	@ Cin	L	1/1	5	4	0.0	0	0	0	0	0	0	0
Dec 2	Hou	W	1/1	4	3	1.0	2	0	0	0	1	1	0
Dec 9	SD	L	1/1	2	1	0.0	2	1	0	0	0	0	0
Dec 16	@ KC	W	1/1	3	2	0.0	0	1	0	0	1	0	0
Dec 23	NYJ	W	1/1	6	3	1.0	1	0	0	0	0	0	0
Dec 30	@ Ind	W	1/1	2	2	0.0	1	0	0	0	0	0	0
<b>Totals</b>	<b>10-6 16/6</b>			<b>83</b>	<b>46</b>	<b>4.0</b>	<b>22</b>	<b>4</b>	<b>0</b>	<b>0</b>	<b>5</b>	<b>1</b>	<b>0</b>

**Playoffs**

Jan 6	@ SD	L	1/1	5	4	0.0	1	1	0	0	0	0	0
<b>Totals</b>	<b>0-1 1/1</b>			<b>5</b>	<b>4</b>	<b>0.0</b>	<b>1</b>	<b>1</b>	<b>0</b>	<b>0</b>	<b>0</b>	<b>0</b>	<b>0</b>



**Tony Brown's NFL Statistics**

Year	Team	GP	GS	TACKLES					Sk	Yds	INTERCEPTIONS					FUMBLES				
				Tot	Solo	Asst	Yds	No			Yds	Lg	TD	PD	FF	FR	Yds	SpT		
2003	Car./Mia.	0	0	0	0	0	0	0.0	0.0	0	0	0	0	0	0	0	0	0	0	0
2004	San Francisco	16	4	27	16	11	1.0	3.0	0	0	0	0	3	0	0	0	0	0	0	
2006	Car./Ten.	13	2	51	33	18	1.5	6.0	0	0	0	0	0	0	2	40	0	0	0	
2007	Tennessee	16	16	83	46	37	4.0	30.0	0	0	0	0	5	1	0	0	0	0	0	
<b>NFL Totals</b>		<b>45</b>	<b>22</b>	<b>161</b>	<b>95</b>	<b>66</b>	<b>6.5</b>	<b>39.0</b>	<b>0</b>	<b>0</b>	<b>0</b>	<b>0</b>	<b>8</b>	<b>1</b>	<b>2</b>	<b>40</b>	<b>0</b>	<b>0</b>	<b>0</b>	

**PLAYOFFS**

Year	Team	GP	GS	TACKLES					Sk	Yds	INTERCEPTIONS					FUMBLES				
				Tot	Solo	Asst	Yds	No			Yds	Lg	TD	PD	FF	FR	Yds	SpT		
2007	Tennessee	1	1	5	4	1	0.0	0.0	0	0	0	0	0	0	0	0	0	0	0	0
<b>Playoff Totals</b>		<b>1</b>	<b>1</b>	<b>5</b>	<b>4</b>	<b>1</b>	<b>0.0</b>	<b>0.0</b>	<b>0</b>	<b>0</b>	<b>0</b>	<b>0</b>	<b>0</b>	<b>0</b>	<b>0</b>	<b>0</b>	<b>0</b>	<b>0</b>	<b>0</b>	<b>0</b>

**Single-Game Highs**  
 Tackles - 10 vs. Oakland (10/28/07)  
 Sacks - 1 (Five times, last vs. New York Jets 12/23/07)  
 Touchdowns - 1 vs. Houston (40-yard fumble return 10/29/06)  
 Fumble Recoveries - 2 vs. Houston (10/30/06)  
 Blocked PAT - 1 vs. New England (12/31/06)

**Playoff Highs**  
 Tackles - 5 at San Diego (1/6/08)

Front Office  
 Coaching Staff  
 Brown  
 Rookies  
 2007 Season  
 Records  
 History  
 Playoff History  
 Sidelines

Front Office

Coaching Staff

Bulluck

Rookies

2007 Season

Records

History

Playoff History

Sidelines

# 53



## Keith BULLUCK



### LINEBACKER

**6'3" • 235 lbs. • Born: 4.4.77 • Exp. (NFL/Titans): 9/9 • D1 – 2000 • Syracuse**  
**2007 GP/GS: 16/16 (Playoffs 1/1) • Career GP/GS: 127/100 (Playoffs 6/5) • New City, NY**

Pro Bowls



**PRO:** As Keith Bulluck begins his ninth NFL season, he assumes a familiar leadership role in the young Titans defense. The brash, charismatic player is the senior member of the defense in terms of starts in a Titans uniform. He has 127 total games and 100 career starts under his belt, including starts in each of the past 97 regular season games, the longest current streak on the team. He has led the squad in tackles in five of the last six seasons, tallying 180, 171, 171, 150, 161 and 109 tackles in 2002-07, respectively. He currently ranks third on the franchise's tackle list with 1,027 career stops. In 2007, Bulluck finished tied for third on the club with 109 stops, marking the sixth consecutive season he registered at least 100 or more tackles. He also led the team with a franchise-high for a linebacker and a career-best five interceptions in 2007, including a single-game career-high three picks in a victory against New Orleans (9/24). Entering the 2008 campaign, he ranks third in franchise history with 1,027 career tackles and his career statistics also include 16 interceptions, five total touchdowns and 17.5 sacks, the third-most by a franchise linebacker since 1982. With 180 tackles in 2002 – the most by any member of the organization since 1986 – and 171 tackles in both 2003 and 2004, he became the first player since Gregg Bingham (1979-81) to record more than 170 tackles in three consecutive seasons. Bulluck's 522 tackles in those three seasons are also the most over a three-year period by a member of the team since Bingham's 587 (1979-81). He also is the first player since Bingham to record 150 or more tackles in five consecutive seasons. In his initial two seasons (2000-01), Bulluck became one of the team's leaders on special teams and also received work in four-linebacker and nickel packages. In 2002, he was

named second-team *Associated Press* All-Pro, and then he was named first-team All-Pro and earned his first trip to the Pro Bowl in 2003. He followed that performance by being named to *Sports Illustrated's* All-Pro team in 2004. He was originally selected with the 30th overall draft pick in the 2000 NFL Draft.

#### Most Tackles in Franchise Since 1974

Player (Position)	Seasons	Tackles
1. Gregg Bingham (LB)	1973-84	1,970
2. Robert Brazile (LB)	1975-84	1,281
<b>3. Keith Bulluck (LB)</b>	<b>2000-07</b>	<b>1,027</b>
4. Ted Washington (LB)	1973-82	907
5. Al Smith (LB)	1987-96	877
6. John Grimsley (LB)	1984-90	836
7. Blaine Bishop (S)	1993-01	788
8. Ray Childress (DL)	1985-95	784
9. Steve Kiner (LB)	1974-78	738
10. Marcus Robertson (S)	1991-00	700

#### TITANS TIDBITS:

- Bulluck's passionate play is, in part, a reflection of his inspirational story. He was taken in at the age of 12 by Linda Welch, a single, white mother living outside of New York. The stay, which was supposed to last three weeks to help out his mother, turned into six years, and Welch and her family provided the support he needed to excel at Clarkstown (New City, N.Y.) High School and earn a scholarship to Syracuse University.

- In an effort to give back to the community and extend his hand to children with similar backgrounds, in May 2003 he started Keith Bulluck Believe and Achieve Foundation, Inc. ([www.believeandachieve.org](http://www.believeandachieve.org)), which works with Middle Tennessee and New York foster care groups. He has raised money for the foundation through various fundraising efforts, includ-

ing the inaugural Wine and Roses Wine Tasting Event and Silent Auction in 2006. He formerly hosted the Keith Bulluck NFL Celebrity Ballers Classic basketball game for three consecutive years. Through the foundation, Bulluck also donates tickets for every Titans home game, throws Halloween and Christmas parties, and donates backpacks and school supplies to area foster children. In 2006, he gave away Thanksgiving turkeys to foster families for the third consecutive year. The foundation has also partnered with a software certification company to train students in computer applications. Bulluck's goal is to raise foster care and adoption awareness and help children with whom he can relate succeed in accomplishing their dreams.

- In 2007, Bulluck was named Titans Walter Payton Community Man of the Year for his extensive charitable endeavors, particularly his efforts in foster care awareness. It marked the second consecutive season he received the award that is given annually to the player that best demonstrates outstanding balance in their lives between civic and professional responsibilities. Bulluck was selected by a vote from his teammates, Titans staff, members of the news media and local non-profit and community executives.

- Bulluck was honored in May 2006 as a National Spokesperson for Foster Care Awareness Month ([www.fostercaremonth.org](http://www.fostercaremonth.org)).

- One of Bulluck's closest friends in college was current Philadelphia Eagles quarterback Donovan McNabb.

- During the 2006 and 2007 offseasons, Bulluck has taken advantage of a league program that allows players to seek continuing education. In 2007, he enrolled in a workshop at the Stanford Graduate School of Business that was designed to broaden a player's understanding of how to evaluate business opportunities in general and in the sports industry specifically. In 2006, he was one of 35 current or former NFL players to enroll in a Harvard Business School program that emphasized entrepreneurial opportunities and business management skills over the course of two highly-intensive, three-day sessions.

- One of the ways Bulluck relaxes is by watching his collection of more than 700 DVDs.

- In June 2006, he was named one of Ebony Magazine's 26 Top Bachelors of the Year.

- Bulluck's offseason training regimen in 2006 included taking boxing lessons.

Most INTs by a Franchise Linebacker, Single Season		
Player	Year	INTs
1. Keith Bulluck	2007	5
2. Gregg Bingham	1974	4
Gregg Bingham	1975	4
Robert Lyles	1989	4
Dennit Morris	1960	4
Guy Roberts	1973	4

**CAREER HIGHLIGHTS:**

**2007 (16/16, 1/1):** Started all 16 games for the sixth consecutive season and led the team with five interceptions. Finished the season tied for third on the team with 109 tackles (75 solo) and collected his 1,000 career tackle against Houston (12/2). Named AFC Defensive Player of the Week after registering six tackles (4 solo) and a career-high three interceptions against New Orleans (9/24). Led or tied for the team lead in tackles twice in 2007 (vs. JAX, at CIN). Led the team in passes defended once in 2007 (at NO). Was voted a team captain for the 2007 season by his teammates.

- Against Indianapolis (9/16), started at outside linebacker and collected eight tackles, including a tackle for loss and a forced a fumble.

- At New Orleans (9/24), named AFC Defensive Player of the Week after recording six tackles and a career-high three interceptions in a 31-14 victory on Monday Night Football. Collected his first interception of the evening by stepping in front of a pass intended for Lance Moore on third-and-14 in the second quarter. Picked off a pass intended for Marques Colston with a diving interception and returned it 35 yards to the Saints' 8-yard line in the fourth quarter. Captured his third interception of the game by picking off a pass intended for Terrance Copper in the fourth quarter.

- At Houston (10/21), notched seven tackles, an interception and a fumble recovery in the Titans' thrilling 38-36 victory over the Texans. Recovered a Sage Rosenfels fumble late in the second quarter, helping set up a Rob Bironas field goal before half-time. Dropped back in coverage and intercepted a pass intended for Owen Daniels in the fourth quarter.

- At Cincinnati (11/25), led the team with 14 tackles (11 solo) and collected a quarterback pressure.

- Against N.Y. Jets (12/23), collected six

tackles, an interception and a tackle for loss in the Titans' 10-6 win. Halted a potential Jets' scoring chance in the second quarter by intercepting a pass intended for Jerricho Cotchery in the back of the end zone.

- In AFC Wild Card Game at San Diego (1/6), led the team with 10 tackles (8 solo), including a tackle for loss.

**2006 (16/16):** Started every game for the fifth consecutive season and led the team with 161 tackles. Became third player in franchise history to lead team in tackles for five consecutive seasons, joining linebackers Gregg Bingham (1974-81) and Al Smith (1990-94). Led team or tied for team lead in tackles in eight games. Also totaled 2.5 sacks, one interception, four quarterback pressures, three tackles for loss, nine passes defended, two forced fumbles and one fumble recovery. Scored touchdown on fumble recovery (lateraled from Randy Starks) at Philadelphia (11/19), bringing his career touchdown total to five.

- Against N.Y. Jets (9/10), led team with 14 tackles in the season opener and forced Sean Ryan fumble that was recovered by Titans.

- At San Diego (9/17), led team with 14 tackles, including one tackle for loss. Surpassed Ray Childress (784 career tackles) for seventh place on team's all-time tackles list.

- At Miami (9/24), with six tackles passed former safety Blaine Bishop (788 career tackles) for sixth place on team's career tackles list. Added one sack and forced fumble against Daunte Culpepper.

- Against Dallas (10/1), recorded nine tackles to reach 800 for his career.

- At Indianapolis (10/8), played in 100th career game and helped hold Colts to 14 points. Posted nine tackles, two passes defended and recovered Dominic Rhodes fumble in second quarter, which led to field goal.

- Against Houston (10/29), tied season high

with 14 tackles (9/10 vs. N.Y. Jets and 9/17 at San Diego).

- At Jacksonville (11/5), posted six stops, surpassing former LB John Grimsley for fifth place on team's all-time tackles list.

- Against Baltimore (11/12), shared sack and safety with Tony Brown by forcing Steve McNair out of back of end zone. Also caused an interception by tipping a McNair pass that was caught by Lamont Thompson.

- At Philadelphia (11/19), scored fifth career touchdown after Randy Starks recovered fumble, ran 26 yards and lateraled to Bulluck, who went remaining 16 yards for touchdown. Tied for team lead with 11 tackles, including one for loss, and added two passes defended.

- Against Indianapolis (12/3), registered only interception of season and 11th of career with diving, one-handed grab of a Peyton Manning pass in final minute of first half that resulted in Titans touchdown. Totaled 12 tackles, one tackle for loss and two passes defended in game. His 12 tackles moved him past former linebacker Al Smith (877 tackles) for fourth place on team's all-time list.

- Against Jacksonville (12/17), totaled 11 tackles, one sack and one QB pressure. Sacked David Garrard on fourth down attempt to give ball back to Titans in second quarter.

- At Buffalo (12/24), posted nine tackles and one quarterback pressure. Became fourth player in team history to reach 900 career tackles and tied Ted Washington for third place on team's all-time list (907 tackles). Also reached 150 tackles for fifth consecutive season.

- Against New England (12/31), led team with 11 tackles and added one pass defended. Moved into third place all-time on team's tackles list, breaking tie with Ted Washington (907 tackles).

**2005 (16/16):** Started all 16 games at right outside linebacker and led team in tackles for fourth consecutive season. Tallied 150 tackles, tied career high with five sacks and added two interceptions, 10 tackles for loss, one forced fumble, one fumble recovery, eight passes defended and five quarterback pressures. Led team or tied for team lead in tackles in 10 games.

- Against Baltimore (9/18), tied for team-high eight tackles and recorded 11th career sack, taking down QB Anthony Wright.

## Most Sacks by Franchise Linebackers Since 1982

Linebacker	Years	Sacks
1. Johnny Meads	1984-92	23.5
2. Eddie Robinson	1992-95, 98-01	20.0
<b>3. Keith Bulluck</b>	<b>2000-07</b>	<b>17.5</b>
4. Lamar Lathon	1990-94	14.0
5. Mike Barrow	1993-96	12.5
Joe Bowden	1992-99	12.5

- At St. Louis (9/25), he forced a Marc Bulger fumble and also recovered a Marshall Faulk fumble that set up a TD.
- At Houston (10/9), recorded one of his career-best games, posting 15 tackles, one sack and pass deflection that was intercepted by teammate Andre Woolfolk. It was fourth time of career with at least 15 tackles.
- At Cleveland (11/6), led team with 14 tackles and posted first interception of season (ninth of career), picking off Trent Dilfer at end of first half. It was 14th game of career with 14 or more tackles.
- Against San Francisco (11/27), led team with 12 tackles, including two tackles for loss, and added one interception and two passes defended. Recorded 10th career interception and returned it 16 yards. Surpassed 100 tackles for fourth consecutive year.
- Against Houston (12/11), led team with 11 tackles and tied for team lead with career-high two sacks of David Carr. Recorded solo sack to thwart the Texans' opening series and on next series shared sack with Peter Sirmon. Later split sack with Travis LaBoy.
- At Miami (12/24), tied for team lead with nine tackles with one sack and one tackle for loss. Sack of Gus Frerotte gave him five sacks in 2005, tying his career high from 2004. Moved past Steve Kiner (738 career tackles) for eighth place on team's all-time tackling list.
- In season finale at Jacksonville (1/1), led team with 11 tackles, giving him 150 or more tackles for fourth consecutive season.
- 2004 (16/16):** Bulluck started all 16 games at right outside linebacker and led team in tackles for third consecutive season. Named *Sports Illustrated* All-Pro and was also named to *Pro Football Weekly's* mid-season All-Pro team. In addition to his 171 tackles, set career highs in sacks (five) and passes defended (12) and matched career high in interceptions (two). Led team or tied for team high in tackles in 11 games. Added two quarterback pressures, eight tackles for loss, one forced fumble and one fumble recovery for touchdown (1/2 vs. Det.). Became franchise's first player since Gregg Bingham (1979-81) to record 170 or more tackles in three consecutive seasons.
- In season opener at Miami (9/11), led team with 12 tackles and pressured Dolphins quarterback A.J. Feeley into third quarter interception, which was returned 37 yards for touchdown by Lamont Thompson.

Most Consecutive Seasons Leading Franchise in Tackles		
Player (Position)	Seasons	Total
Gregg Bingham (LB)	1974-81	8
<b>Keith Bulluck (LB)</b>	<b>2002-06</b>	<b>5</b>
Al Smith (LB)	1990-94	5

- At Minnesota (10/24), led team with season-high 14 tackles, including sack of Daunte Culpepper. Eclipsed 500 career tackles in game.
- Against Cincinnati (10/31), led team with 13 tackles, including sack of Carson Palmer for four-yard loss in fourth quarter.
- Against Chicago (11/14), led team with 13 tackles, including first quarter sack of Craig Krenzel for 12-yard loss.
- At Houston (11/28), matched season high with team-high 14 tackles, including six-yard sack of David Carr, Bulluck's fourth sack in five games.
- At Oakland (12/19), recorded seventh career interception and first of season, picking off Kerry Collins pass that was batted at line of scrimmage by Randy Starks.
- Against Denver (12/25), tied season high with team-high 14 tackles and also intercepted Jake Plummer pass and returned it 25 yards to set up Craig Hentrich's 50-yard field goal as time expired in first half. Interception was second in two weeks. Eclipsed 150 tackles for season, becoming first player for franchise since Gregg Bingham (1979-81) to record 150 or more tackles in three consecutive seasons.
- Against Detroit (1/2), sacked Joey Harrington in first quarter, stripping ball, recovering and returning it 39 yards for touchdown and 7-0 lead. Touchdown was fourth of career (third on fumble recovery).
- 2003 (16/16, 2/2):** Started 16 games at right outside linebacker, earning All-Pro and Pro Bowl honors after leading team in tackles (171) for second straight year (180 in 2002). Registered eight games where he totaled double-digit tackles while leading squad in tackles six times. Played a major role in helping defense finish first in NFL against the run, preventing seven running backs from surpassing the 100-yard barrier who rushed for more than 1,000-yards during the regular season. In addition to his team-high 171 tackles, Bulluck collected three sacks, two interceptions, nine quarterback pressures, eight tackles behind the line of scrimmage, five passes defended, a team-high five forced fumbles and two fumble

recoveries.

- Against New Orleans (9/21), accounted for seven stops on defense, a fourth quarter sack which forced a fumble by Saints signal caller Aaron Brooks, and one quarterback pressure. Helped limit RB Deuce McAllister, who finished fourth in NFL with 1,641 yards, to a season-low 8 yards on 11 carries, the lowest in his career where he recorded at least 10 carries.

- At Pittsburgh (9/28), set a career-and-season high with 19 tackles and two quarterback pressures in 30-13 win. His tackle total was most by Titans player since Joe Bowden's 19 stops on Sept. 6, 1998.

- At Carolina (10/19), posted nine tackles, one quarterback pressure, three stops behind line of scrimmage, one pass defended and one fumble recovery, a fourth quarter fumble by RB DeShaun Foster, which was returned 32 yards for his first touchdown of season and third of his career to extend Titans lead to 37-10.

- Against Miami (11/9), tied (Peter Sirmon) for team-lead with nine tackles and picked off his first interception of season against QB Brian Griese in fourth quarter of 31-7 win.

- Against Jacksonville (11/16), accounted for a team-high 13 tackles and forced QB Byron Leftwich to fumble on a third quarter sack. Also credited with one quarterback pressure and one tackle behind line of scrimmage in 13-3 win over Jaguars.

- Against Buffalo (12/14), tallied 10 tackles and one tackle for a loss in 28-26 come-from-behind win over the Bills. Credited with sack, forced fumble and fumble recovery when he tackled QB Drew Bledsoe on the Bills 18-yard line.

- At Houston (12/21), registered seven tackles, one pass defended and one forced fumble, which was returned 61 yards for a touchdown by CB Samari Rolle in team's 27-24 win.

- Against Tampa Bay in season finale (12/28), recorded a team-high nine tackles and intercepted a fourth quarter pass by QB Shaun King which resulted in a Titans touchdown three plays later in 33-13 win.

- Started at outside linebacker in both post-season games, totaling a team-high 18 tackles while helping limit NFL league leading rusher Jamal Lewis to season-low 35 yards on 14 carries in win over Baltimore (1/3).

**2002 (16/16, 2/2):** Started all 16 games at right outside linebacker and led the club with 180 tackles – the most by any player

with the franchise since 1986. He added 15 quarterback pressures, 10 tackles for loss, one interception, three passes defended, one sack, three forced fumbles, two fumble recoveries and one touchdown.

- Was named All-Pro by *Sports Illustrated's* Peter King, first-team All-Pro by *Football Digest*, second-team All-Pro by *Associated Press* and All-AFC by *Pro Football Weekly*.
- Led or tied for team high in tackles in 12 out of 16 regular season games.

- Led team with 11 tackles in AFC Divisional Playoff win against Pittsburgh (1/11).

- Tallied then career high 16 tackles in 30-24 win at Cincinnati (10/27). Helped to keep Corey Dillon out of end zone on fourth-and-goal play from the one-yard line with 1:13 remaining to seal victory.

- Posted 14 tackles in games vs. Houston (11/10), Pittsburgh (11/17), Indianapolis (12/8/02) and New England (12/16).

- On successive plays during the Colts' first possession (12/8), tackled Edgerrin James for one-yard loss and intercepted a Peyton Manning pass.

- Returned Peyton Manning fumble (caused by Tank Williams) 61 yards for his second career touchdown in a 23-15 win at Indianapolis (11/3).

**2001 (15/3):** Saw action as a nickel linebacker, starting two games and posting 64 tackles, two interceptions, one sack, five passes defended, eight special teams tackles and two special teams fumble recoveries.

- Intercepted passes in consecutive weeks against Baltimore (11/12) and at Cincinnati (11/18), picking off a pass from Elvis Grbac and then Jon Kitna for his third career interception.

- Posted first career sack against Rich Gannon in the team's 13-10 win at Oakland (12/22).

**2000 (16/1, 1/0):** Tallied first NFL start against the N.Y. Giants (10/1) in a four-LB package.

- Recorded first career interception against Dallas quarterback Anthony Wright and returned it eight yards for first career touchdown in 31-0 win on Monday Night Football (12/25).

## COLLEGE:

- Played strong safety, outside linebacker and middle linebacker at Syracuse.

- Started three seasons and recorded 375 tackles (seventh-most in school history), six sacks, three interceptions, three forced

fumbles and six fumble recoveries during his career as an Orangeman.

- Named first-team All-Big East and received the Bill Horr Award as Syracuse's most valuable player as a senior in 1999.
- Led the conference with a career-high 138 tackles as a senior.
- Earned second-team All-Big East honors with team-leading 104 tackles as a junior.
- Redshirted as a true freshman in 1995.
- Graduated with a degree in psychology from Syracuse.

**PERSONAL:**

- Single, splits time between Nashville and Edgewater, N.J. Has a daughter, Keira Jae Bulluck.
- At Clarkstown (New City, N.Y.) High, named first-team All County, first-team All-State, Blue-Chip All-American, and both Prep Football Report and Super Prep All-Northeast.
- All-County basketball selection as a junior.
- Has appeared in studio for NFL Network's "NFL Total Access" and "Playbook" and

ESPN's "Edge NFL Matchup," co-hosted "Titans All Access," and has been in studio for "The Dan Patrick Radio Show."

- Participated in Titans Hometown Huddle and Titans Caravan as well as area hospital and school visits.
- Named 2004 Honorary Chairman of Foster Care Awareness in hometown of Rockland County, N.Y.
- In 2004, was recognized as co-Professional Male Athlete of the Year by The Tennessee Sports Hall of Fame, sharing honor with teammate Steve McNair.
- Enjoys cooking.
- Watched 2004 Bristol 500 from the pit.
- List of favorites: (movie) "Carlito's Way"; (TV show) "Martin"; (actor) Samuel L. Jackson; (music artist) Jay-Z; (school subject) science; (sports team other than the Titans) New York Mets; (car) Aston Martin Vanquish; (vacation getaways) Rome and Barcelona; and (food) Italian and soul food.
- Born Keith J. Bulluck on April 4, 1977 in Suffern, N.Y.

**Keith Bulluck's NFL Statistics**

Year	Team	TACKLES							INTERCEPTIONS					FUMBLES			
		GP	GS	Tot	Solo	Asst	Sk	Yds	No	Yds	Lg	TD	PD	FF	ER	Yds	SpT
2000	Tennessee	16	1	21	13	8	0.0	0.0	1	8	8	1	1	0	0	0	19
2001	Tennessee	15	3	64	35	29	1.0	7.0	2	21	21	0	5	0	0	0	8
2002	Tennessee	16	16	180	116	64	1.0	6.0	1	5	5	0	3	3	2	61	1
2003	Tennessee	16	16	171	110	61	3.0	22.0	2	9	9	0	5	5	2	32	0
2004	Tennessee	16	16	171	108	63	5.0	39.0	2	25	25	0	12	1	1	39	0
2005	Tennessee	16	16	150	106	44	5.0	32.0	2	16	16	0	8	1	1	0	0
2006	Tennessee	16	16	161	107	54	2.5	10.0	1	0	0	0	9	2	1	16	0
2007	Tennessee	16	16	109	75	34	0.0	0.0	5	63	35	0	7	1	1	0	0
<b>NFL Totals</b>		<b>127</b>	<b>100</b>	<b>1027</b>	<b>670</b>	<b>357</b>	<b>17.5</b>	<b>116.0</b>	<b>16</b>	<b>147</b>	<b>35</b>	<b>1</b>	<b>50</b>	<b>13</b>	<b>8</b>	<b>148</b>	<b>28</b>

**PLAYOFFS**

Year	Team	TACKLES							INTERCEPTIONS					FUMBLES			
		GP	GS	Tot	Solo	Asst	Sk	Yds	No	Yds	Lg	TD	PD	FF	ER	Yds	SpT
2000	Tennessee	1	0	2	2	0	0.0	0.0	0	0	0	0	0	0	0	0	0
2002	Tennessee	2	2	18	15	3	0.0	0.0	0	0	0	0	0	0	0	0	0
2003	Tennessee	2	2	18	16	2	0.0	0.0	0	0	0	0	0	0	0	0	0
2007	Tennessee	1	1	10	8	2	0.0	0.0	0	0	0	0	0	0	0	0	0
<b>NFL Totals</b>		<b>6</b>	<b>5</b>	<b>48</b>	<b>41</b>	<b>7</b>	<b>0.0</b>	<b>0.0</b>	<b>0</b>	<b>0</b>	<b>0</b>	<b>0</b>	<b>0</b>	<b>0</b>	<b>0</b>	<b>0</b>	<b>0</b>

**Single-Game Highs**

- Tackles - 19 at Pittsburgh (9/28/03)
- Sacks - 2 vs. Houston (12/11/05)
- Interceptions - 3 at New Orleans (9/24/07)
- Touchdowns - 1 (five times, last at Philadelphia 11/19/06)
- Special Team Tackles - 3 (three times, last at Jacksonville 9/23/01)

**Additional Statistics**

- Special Teams Fumble Recoveries - 2 (2001)
- Touchdowns - 5 career - 1 (2000), 1 (2002), 1 (2003), 1 (2004), 1 (2006)

**Playoff Highs**

- Tackles - 11 vs. Pittsburgh (1/11/03)



## BULLUCK GAME-BY-GAME

Front Office

Coaching Staff

Bulluck

Rookies

2007 Season

Records

History

Playoff History

Sidelines

2000 Tennessee Titans														
Date	Opp.	W/L	P/S	TotSolo	Sk	QBP	TFL	Int	Yds	PD	FF	FR	SpT	
Sep 3	@ Buf	L	1/0	3	3	0	0	0	0	0	0	0	1	
Sep 10	@ KC	W	1/0	3	0	0	0	0	0	0	0	0	1	
Sep 24	@ @ NYG	W	1/1	1	1	0	0	0	0	0	0	0	3	
Oct 8	@ Cin	W	1/0	0	0	0	0	0	0	0	0	0	0	
Oct 16	@ Jax	W	1/0	2	1	0	0	0	0	0	0	0	3	
Oct 22	@ Bal	W	1/0	0	0	0	0	0	0	0	0	0	0	
Oct 30	@ Was	W	1/0	3	2	0	0	0	0	0	0	0	2	
Nov 5	@ Pit	W	1/0	3	2	0	0	0	0	0	0	0	0	
Nov 12	@ Bal	L	1/0	2	1	0	0	0	0	0	0	0	1	
Nov 19	@ Cle	W	1/0	0	0	0	0	0	0	0	0	0	1	
Nov 26	@ Jax	L	1/0	2	1	0	0	0	0	0	0	0	1	
Dec 3	@ Phi	W	1/0	0	0	0	0	0	0	0	0	0	1	
Dec 10	@ Cin	W	1/0	1	1	0	0	0	0	0	0	0	1	
Dec 17	@ Cle	W	1/0	1	1	0	0	0	0	0	0	0	2	
Dec 25	@ Dal	W	1/0	0	0	0	0	1	8	1	0	0	0	
<b>Totals</b>			<b>13-3</b>	<b>16/1</b>	<b>21</b>	<b>13</b>	<b>0</b>	<b>1</b>	<b>0</b>	<b>1</b>	<b>8</b>	<b>1</b>	<b>0</b>	<b>19</b>
<b>Playoffs</b>														
Jan 7	@ Bal	L	1/0	2	2	0	1	0	0	0	0	0	0	0
<b>Totals</b>			<b>0-1</b>	<b>1/0</b>	<b>2</b>	<b>2</b>	<b>0</b>	<b>1</b>	<b>0</b>	<b>0</b>	<b>0</b>	<b>0</b>	<b>0</b>	<b>0</b>

2004 Tennessee Titans															
Date	Opp.	W/L	P/S	TotSolo	Sk	QBP	TFL	Int	Yds	PD	FF	FR	SpT		
Sep 11	@ Mia	W	1/1	12	7	0	0	1	0	0	1	0	0	0	
Sep 19	@ Ind	L	1/1	8	6	0	0	0	0	0	0	0	0	0	
Sep 26	@ Jax	L	1/1	11	6	0	0	1	0	0	0	0	0	0	
Oct 3	@ SD	L	1/1	6	1	0	0	1	0	0	1	0	0	0	
Oct 11	@ @ GB	W	1/1	5	2	0	0	0	0	0	0	1	0	0	
Oct 17	@ Hou	L	1/1	11	7	0	1	0	0	0	0	0	0	0	
Oct 24	@ @ Min	L	1/1	14	12	1	0	2	0	0	1	0	0	0	
Oct 31	@ Cin	W	1/1	13	9	1	0	0	0	0	0	0	0	0	
Nov 14	@ Chi	L	1/1	13	10	1	0	2	0	0	0	0	0	0	
Nov 21	@ @ Jax	W	1/1	11	7	0	0	0	0	0	3	0	0	0	
Nov 28	@ Hou	L	1/1	14	9	1	0	0	0	0	1	0	0	0	
Dec 5	@ Ind	L	1/1	8	5	0	0	0	0	0	0	1	0	0	
Dec 13	@ KC	L	1/1	12	7	0	0	1	0	0	1	0	0	0	
Dec 19	@ @ Oak	L	1/1	7	5	0	0	1	0	0	1	0	0	0	
Dec 25	@ Den	L	1/1	14	7	0	0	0	1	25	1	0	0	0	
Jan 2	@ Det	W	1/1	12	8	1	1	0	0	0	0	1	1	0	
<b>Totals</b>			<b>5-11</b>	<b>16/16</b>	<b>171</b>	<b>108</b>	<b>5</b>	<b>2</b>	<b>8</b>	<b>2</b>	<b>25</b>	<b>12</b>	<b>1</b>	<b>1</b>	<b>0</b>

2001 Tennessee Titans															
Date	Opp.	W/L	P/S	TotSolo	Sk	QBP	TFL	Int	Yds	PD	FF	FR	SpT		
Sep 9	@ Mia	L	1/1	4	3	0	0	0	0	0	0	0	0	0	
Sep 23	@ Jax	L	1/0	1	1	0	0	0	0	0	0	0	0	2	
Oct 7	@ Bal	L	1/0	2	1	0	0	0	0	0	0	0	0	3	
Oct 14	@ TB	W	1/0	3	3	0	0	0	0	1	0	0	0	1	
Oct 21	@ Det	W	1/0	3	0	1	0	0	0	0	0	0	0	1	
Oct 29	@ Pit	L	1/0	3	1	0	1	0	0	0	0	0	0	0	
Nov 4	@ Jax	W	0/0	3	2	0	2	0	1	21	2	0	0	0	
Nov 12	@ Bal	L	1/1	3	2	0	0	1	1	0	1	0	0	0	
Nov 18	@ Cin	W	1/0	8	3	0	0	0	1	1	0	0	0	0	
Nov 25	@ Pit	L	1/0	2	1	0	0	0	0	0	0	0	0	0	
Dec 2	@ Cle	W	1/0	4	4	0	1	0	0	0	1	0	0	0	
Dec 9	@ Min	L	1/0	3	3	0	0	0	0	0	0	0	0	0	
Dec 16	@ GB	W	1/0	8	2	0	0	0	0	0	0	0	0	0	
Dec 22	@ Oak	W	1/0	9	5	1	0	0	0	0	0	0	0	0	
Dec 30	@ Cle	L	1/0	8	3	0	0	0	0	0	0	0	0	0	
Jan 6	@ Cin	L	1/1	3	3	0	0	1	0	0	0	0	0	0	
<b>Totals</b>			<b>7-9</b>	<b>15/3</b>	<b>64</b>	<b>35</b>	<b>1</b>	<b>7</b>	<b>2</b>	<b>2</b>	<b>21</b>	<b>5</b>	<b>0</b>	<b>0</b>	<b>8</b>

2005 Tennessee Titans															
Date	Opp.	W/L	P/S	TotSolo	Sk	QBP	TFL	Int	Yds	PD	FF	FR	SpT		
Sep 11	@ Pit	L	1/1	7	5	0.0	1	0	0	0	0	0	0	0	
Sep 18	@ Bal	W	1/1	8	6	1.0	1	1	0	0	0	0	0	0	
Sep 25	@ @ Stl	L	1/1	5	5	0.0	0	0	0	0	1	1	1	0	
Oct 2	@ Ind	L	1/1	8	4	0.0	0	0	0	0	0	0	0	0	
Oct 9	@ Hou	W	1/1	15	12	1.0	1	0	0	0	1	0	0	0	
Oct 16	@ Cin	L	1/1	11	9	0.0	2	0	0	0	0	0	0	0	
Oct 23	@ Ari	L	1/1	7	6	0.0	1	1	0	0	0	0	0	0	
Oct 30	@ Oak	L	1/1	6	4	0.0	0	0	0	0	0	0	0	0	
Nov 6	@ Cle	L	1/1	14	10	0.0	2	1	0	0	0	0	0	0	
Nov 20	@ Jax	L	1/1	9	5	0.0	0	1	0	0	2	0	0	0	
Nov 27	@ S.F.	W	1/1	12	7	0.0	0	2	1	16	2	0	0	0	
Dec 4	@ Ind	L	1/1	7	5	0.0	0	0	0	0	0	0	0	0	
Dec 11	@ Hou	W	1/1	11	4	2.0	1	0	0	0	1	0	0	0	
Dec 18	@ Sea	L	1/1	10	8	0.0	0	0	0	0	1	0	0	0	
Dec 24	@ Mia	L	1/1	9	6	1.0	0	1	0	0	0	0	0	0	
Jan 1	@ Jax	L	1/1	11	10	0.0	0	0	0	0	0	0	0	0	
<b>Totals</b>			<b>4-12</b>	<b>16/16</b>	<b>150</b>	<b>106</b>	<b>5.0</b>	<b>5</b>	<b>10</b>	<b>2</b>	<b>16</b>	<b>8</b>	<b>1</b>	<b>1</b>	<b>0</b>

2002 Tennessee Titans															
Date	Opp.	W/L	P/S	TotSolo	Sk	QBP	TFL	Int	Yds	PD	FF	FR	SpT		
Sep 8	@ Phi	W	1/1	5	5	0	0	0	0	0	0	0	0	1	
Sep 15	@ Dal	L	1/1	11	5	0	1	2	0	0	0	0	0	0	
Sep 22	@ Cle	L	1/1	12	8	0	0	0	0	0	0	1	0	0	
Sep 29	@ @ Oak	L	1/1	13	10	0	2	0	0	0	0	1	0	0	
Oct 6	@ Was	L	1/1	13	13	0	1	1	0	0	0	0	0	0	
Oct 13	@ Jax	W	1/1	7	4	0	0	0	0	0	0	0	0	0	
Oct 27	@ @ Cin	W	1/1	16	9	0	1	0	0	0	0	0	0	0	
Nov 3	@ Ind	W	1/1	9	9	0	1	0	0	0	0	0	0	0	
Nov 10	@ Hou	W	1/1	14	11	1	2	2	0	0	0	1	1	0	
Nov 17	@ Pit	W	1/1	14	9	0	0	0	0	0	0	0	0	0	
Nov 24	@ Bal	L	1/1	7	4	0	0	0	0	0	0	0	0	0	
Dec 1	@ NYG	W	1/1	12	6	0	1	0	0	0	0	0	0	0	
Dec 8	@ Ind	W	1/1	14	8	0	1	1	5	1	0	0	0	0	
Dec 16	@ NE	W	1/1	14	9	0	1	0	0	0	0	0	0	0	
Dec 22	@ Jax	W	1/1	8	2	0	0	1	0	0	0	0	0	0	
Dec 29	@ @ Hou	W	1/1	11	8	0	2	2	0	0	2	0	0	0	
<b>Totals</b>			<b>11-5</b>	<b>16/16</b>	<b>180</b>	<b>116</b>	<b>1</b>	<b>15</b>	<b>10</b>	<b>1</b>	<b>5</b>	<b>3</b>	<b>3</b>	<b>2</b>	<b>1</b>
<b>Playoffs</b>															
Jan 11	@ Pit	W	1/1	11	10	0	0	1	0	0	0	0	0	0	0
Jan 19	@ @ Oak	L	1/1	7	5	0	1	0	0	0	0	0	0	0	0
<b>Totals</b>			<b>1-1</b>	<b>2/2</b>	<b>18</b>	<b>15</b>	<b>0</b>	<b>1</b>	<b>1</b>	<b>0</b>	<b>0</b>	<b>0</b>	<b>0</b>	<b>0</b>	<b>0</b>

2006 Tennessee Titans														
Date	Opp.	W/L	P/S	TotSolo	Sk	QBP	TFL	Int	Yds	PD	FF	FR	SpT	
Sep 10	@ NYJ	L	1/1	14	10	0.0	0	0	0	0	0	1	0	0
Sep 17	@ SD	L	1/1	14	10	0.0	0	1	0	0	0	0	0	0
Sep 24	@ Mia	L	1/1	6	4	1.0	0	0	0	0	0	1	0	0
Oct 1	@ Dal	L	1/1	9	6	0.0	0	0	0	0	0	0	0	0
Oct 8	@ Ind	L	1/1	9	6	0.0	0	0	0	0	2	0	1	0
Oct 15	@ @ Was	W	1/1	10	5	0.0	0	0	0	0	0	0	0	0
Oct 29	@ Hou	W	1/1	14	9	0.0	0	0	0	0	0	0	0	0
Nov 5	@ Jax	L	1/1	6	5	0.0	0	0	0	0	0	0	0	0
Nov 12	@ Bal	L	1/1	8	6	0.5	0	0	0	0	2	0	0	0
Nov 19	@ @ Phi	W	1/1	11	8	0.0	0	1	0	0	2	0	0	0
Nov 26	@ NYG	W	1/1	8	6	0.0	2	0	0	0	0	0	0	0
Dec 3	@ Ind	W	1/1	12	8	0.0	0	1	1	0	2	0	0	0
Dec 10	@ Hou	W	1/1	9	3	0.0	0	0	0	0	0	0	0	0
Dec 17	@ Jax	W	1/1	11	8	1.0	1	0	0	0	0	0	0	0
Dec 24	@ @ Buf	W	1/1	9	6	0.0	1	0	0	0	0	0	0	0

40

Jeremy  
CAIN

FULLBACK/LONG SNAPPER

6'1" • 245 lbs. • Born: 3.24.80 • Exp. (NFL/Titans): 3/2 • FA – 2007 • Massachusetts  
2007 GP/GS: 9/0 (Playoffs 1/0) • Career GP/GS: 17/0 (Playoffs 1/0) • Ft. Lauderdale, FL

**PRO:** Jeremy Cain enters his first full season with the Titans in 2008 after originally entering the NFL in 2004. In three previous years, the versatile athlete played linebacker for the Chicago Bears before spending on offseason with the Philadelphia Eagles learning the fullback position. He has played in 17 career games, including nine contests with the Titans in 2007 in which he primarily served as a long snapper and as a member of coverage units. He was signed to Titans active roster on Oct. 30, 2007 after originally being signed to the team's practice squad on Oct. 24, 2007. Previously he was released by the Philadelphia Eagles on Sept. 2, 2007 after signing as a free agent on Jan. 23, 2007. In 2006, Cain was allocated by the Bears to NFL Europa's Amsterdam Admirals, for whom he recorded 38 tackles as a linebacker and served as long snapper en route to a World Bowl XIV appearance. He originally signed with Chicago as a rookie free agent on April 26, 2004 and played in eight games with the Bears from 2004-05, while also spending time on the practice squad.

#### TITANS TIDBITS:

- Cain has two uncles, John and Ron Cain, who played football at the University of Kentucky. Ron also spent time with the Denver Broncos in 1960.
- Cain would like to get into real estate development following his football career. He currently is trying to build his rolodex for his future endeavors.
- A May 2004 graduate of the Isenberg School of Management at the University of Massachusetts Amherst, Cain received his first graduate training in 2008, taking part in the NFL's business education program at Wharton School of the University of Pennsylvania.

#### CAREER HIGHLIGHTS:

**2007 (9/0, 1/0 – Tennessee):** Served on the practice squad for less than a week before being promoted to the active roster due to a knee injury to long snapper Ken Amato. He posted three special teams tackles in nine regular season games and also played in one postseason contest.

- Against Carolina (11/4), recorded one special teams tackle in Titans debut.
- Also recorded special teams stops against Houston (12/2) and N.Y. Jets (12/23).
- At Denver (11/19), saw action in reserve role at fullback.

**2005 (3/0 – Chicago):** Spent first 13 weeks of season on Bears practice squad before being elevated to active roster for final three regular season contests. Totaled eight tackles and one pass defended.

- In season finale at Minnesota (1/1), played middle linebacker and ranked second on squad with eight tackles.

**2004 (5/0 – Chicago):** Appeared in five games after being elevated from practice squad to active roster Nov. 15. Totaled two tackles on defense and one stop on special teams.

- Against Indianapolis (11/21), made NFL debut and recorded one special teams tackle.

#### COLLEGE:

- A two-time All-America selection at UMass, he also was a two-time candidate for the Buck Buchanan Award, given annually to I-AA's top defensive player.
- Finished his career fifth on the school's all-time tackles list (363).
- Graduated from Isenberg School of Management with degree in hospitality management in May 2004.

Front Office

Coaching Staff

Cain

Rookies

2007 Season

Records

History

Playoff History

Sidelines

## PERSONAL:

- Single, splits time between Nashville and Ft. Lauderdale, Fla.
- Earned All-State and All-Broward County honors as senior linebacker/long snapper at St. Thomas Aquinas (Ft. Lauderdale, Fla.) High School.
- List of favorites: (movies) "Braveheart" and "Good Will Hunting"; (TV show) "The Office"; (kind of music) "just about everything"; (vacation getaway) Hawaii and the Caribbean; (sports team other than Titans) Miami Heat; (school subject) business; (book genre) business; and (food) filet mignon and lobster tail.
- Born Jeremy Robert Cain on March 24, 1980 in Boynton Beach, Fla.

## CAIN GAME-BY-GAME

2007 Tennessee Titans												
Date	Opp	W/L	PIS	Tot	Sk	QB	TFL	Int	Yds	PD	FF	FR SpT
Sept 9	@ Jax	W							NOT ON ROSTER			
Sept 16	Ind	L							NOT ON ROSTER			
Sept 24	@ NO	W							NOT ON ROSTER			
Oct 7	Atl	W							NOT ON ROSTER			
Oct 14	@ TB	L							NOT ON ROSTER			
Oct 21	@ Hou	W							NOT ON ROSTER			
Oct 28	Oak	W							PRACTICE SQUAD			
Nov 4	Car	W	1/0	0	0	0	0	0	0	0	0	1
Nov 11	Jax	L	1/0	0	0	0	0	0	0	0	0	0
Nov 19	@ Den	L	1/0	0	0	0	0	0	0	0	0	0
Nov 25	@ Cin	L	1/0	0	0	0	0	0	0	0	0	0
Dec 2	Hou	W	1/0	0	0	0	0	0	0	0	0	1
Dec 9	SD	L	1/0	0	0	0	0	0	0	0	0	0
Dec 16	@ KC	W	1/0	0	0	0	0	0	0	0	0	0
Dec 23	NYJ	W	1/0	0	0	0	0	0	0	0	0	0
Dec 30	@ Ind	W	1/0	0	0	0	0	0	0	0	0	1
<b>Totals</b>			10-6	9/0	0	0	0	0	0	0	0	3
<b>Playoffs</b>												
Jan 6	@ SD	L	1/0	0	0	0	0	0	0	0	0	0
<b>Totals</b>			0-1	1/0	0	0	0	0	0	0	0	0

## Jeremy Cain's NFL Statistics

Year	Team	TACKLES							INTERCEPTIONS					FUMBLES			
		GP	GS	Tot	Solo	Asst	Sk	Yds	No	Yds	Lg	TD	PD	FF	FR	Yds	SpT
2004	Chicago	5	0	2	0	2	0.0	0.0	0	0	0	0	0	0	0	0	1
2005	Chicago	3	0	8	6	2	0.0	0.0	0	0	0	0	1	0	0	0	0
2007	Tennessee	9	0	0	0	0	0.0	0.0	0	0	0	0	0	0	0	0	3
<b>NFL Totals</b>		<b>17</b>	<b>0</b>	<b>10</b>	<b>6</b>	<b>4</b>	<b>0.0</b>	<b>0.0</b>	<b>0</b>	<b>0</b>	<b>0</b>	<b>0</b>	<b>1</b>	<b>0</b>	<b>0</b>	<b>0</b>	<b>4</b>

### PLAYOFFS

Year	Team	TACKLES							INTERCEPTIONS					FUMBLES			
		GP	GS	Tot	Solo	Asst	Sk	Yds	No	Yds	Lg	TD	PD	FF	FR	Yds	SpT
2006	Chicago	0	0	0	0	0	0.0	0.0	0	0	0	0	0	0	0	0	0
2007	Tennessee	1	0	0	0	0	0.0	0.0	0	0	0	0	0	0	0	0	0
<b>Playoff Totals</b>		<b>1</b>	<b>0</b>	<b>0</b>	<b>0</b>	<b>0</b>	<b>0.0</b>	<b>0.0</b>	<b>0</b>	<b>0</b>	<b>0</b>	<b>0</b>	<b>0</b>	<b>0</b>	<b>0</b>	<b>0</b>	<b>0</b>

### Single-Game Highs

Tackles - 8 at Minnesota (1/1/06)  
Special Teams Tackles - 1 (four times, last vs. N.Y. Jets 12/23/07)

# 28



## Chris CARR



### DEFENSIVE BACK

5'10" • 180 lbs. • Born: 4.30.83 • Exp. (NFL/Titans): 4/1 • RFA (OAK) – 2008 • Boise State  
2007 GP/GS: 16/2 (Playoffs 0/0) • Career GP/GS: 48/4 (Playoffs 0/0) • Reno, NV

**PRO:** Chris Carr signed an offer sheet from the Titans as a restricted free agent on March 28, 2008 and became a member of the team when his former team, the Oakland Raiders, declined to match Tennessee's multi-year offer. Carr, Oakland's all-time kickoff return leader, immediately provides an upgrade to Tennessee's special teams units. He can be used as a returner on kickoffs and punts as well as provide depth to the defensive sec-

ondary. In three seasons with the Raiders, Carr did not miss a single contest (48 total games) and totaled four starts. He became the team's all-time leader with 201 kickoff returns and 4,841 kickoff return yards (24.1 avg.) and also contributed 77 punt returns for 454 yards (5.9 avg.). His totals on defense included 39 tackles, four fumble recoveries and five passes defended, including a 100-yard interception return for a touchdown in 2006. In 2007, he saw his

most extensive action at cornerback and registered a career-best 24 tackles. Carr originally signed with the Raiders as a rookie free agent out of Boise State in May 2005.

**TITANS TIDBITS:**

- Carr is a voracious reader who tackles anything from philosophy and history to science fiction novels. Among his favorite works are “The Abolition of Man” and “The Four Loves” by C.S. Lewis. Of modern-day authors, he is a frequent reader of Thomas Friedman.
- Carr is the team’s resident expert on Woody Allen movies. He has seen virtually everything in Allen’s filmography, including favorites “Manhattan,” “Annie Hall” and “Match Point.”
- In 2007, Carr began learning “sleight of hand” magic tricks by reading books and watching videos on the subject. Much of his new hobby involves illusions with playing cards.
- Carr is an avid boxing fan who attended the Kelly Pavlic-Jermain Taylor and Marco Antonio Barrera-Manny Pacquiao bouts in 2008.

**CAREER HIGHLIGHTS:**

- 2007 (16/2 – Oakland):** In final season with Raiders, played all 16 games with two starts. Logged 59 kick returns for 1,327 yards and added eight punt returns for 52 yards. On defense, posted career-high 28 tackles and one pass defended.
- Against Chicago (11/11), started at cornerback and recorded four tackles and one pass defended.
- Against Indianapolis (12/16), started at free safety and recorded five tackles. Added five kickoffs for 147 yards.
- Against San Diego (12/30), returned seven kickoffs for season-high 190 yards.

**2006 (16/2 – Oakland):** Played in all 16 games with two starts (10/22 vs. Arizona and 12/31 at N.Y. Jets) as extra defensive back for Raiders. Recorded one interception, which he returned 100 yards for second longest interception return in team history. Also finished with 18 tackles, two passes defended, two forced fumbles and one fumble recovery.

- At Baltimore (9/17), set career high with 206 kickoff return yards on seven attempts (29.4 avg.).
- Against Arizona (10/22), set career high with 35-yard punt return.
- Against Pittsburgh (10/29), recorded first career interception, which he returned for 100 yards for touchdown, the second longest interception return in team history. Also returned three kickoffs for 92 yards and three punts for 13 yards and posted three tackles.
- 2005 (16/0 – Oakland):** Played in all 16 games in rookie season with Raiders and served as team’s primary kick and punt returner. Also saw extensive action as reserve cornerback. Averaged 24.0 yards on 73 kick returns and returned 34 punts for 186 yards (5.5 avg.).
- At New England (9/8), returned six kickoffs (25.2 avg.) and three punts (5.0 avg.) in NFL debut.
- Against Dallas (10/2), recorded 36-yard kickoff return and recovered fumble on special teams.
- At Kansas City (11/6), provided 62-yard kick return with 34 seconds left in second quarter to set up field goal.
- Against N.Y. Giants (12/31), returned season-high seven kickoff returns for 154 yards (22.0 avg.).

**COLLEGE:**

- In four-year career at Boise State, played in 35 games and totaled 188 tackles, five interceptions, 1.5 sacks and 11.5 tackles for loss. Also returned 29 punts for 573 yards (19.8 avg.) and three touchdowns and added 40 kickoff returns for 1,037 yards (25.9 avg.).
- Played eight games as senior before missing final six games with injury, contributing 28 tackles, one interception, 22 punt returns for 432 yards and two touchdowns, and 12 kickoff returns for 308 yards.
- As junior, achieved career highs in games (14), kickoff return yards (710), tackles (81) and interceptions (four).
- Received degree in political science from Boise State in May 2005.

Front Office

Coaching Staff

Car

Rookies

2007 Season

Records

History

Playoff History

Sidelines

## PERSONAL:

- Married to Sarah, couple splits time between Nashville and Reno, Nev.
- Was All-State running back as sophomore, junior and senior at McQueen (Reno, Nev.) High School. As senior, rushed for 1,944 yards and 34 touchdowns on 206 carries and was named Northern Nevada Player of the Year and Nevada St. Offensive Player of the Year. Also saw time at defensive back.
- Also lettered in basketball four years at McQueen.
- Has provided considerable financial support for Save Darfur and The International

Fellowship of Christians and Jews.

- List of favorites: (movies) "Manhattan" and "Shawshank Redemption"; (TV shows) "The Wire" and "Curb Your Enthusiasm"; (actor) Kevin Spacey; (music artists) Radiohead, Talib Kweli, Eminem and The Roots; (vacation getaway) a cruise; (sports team other than Titans) Chicago Bulls; (school subject) political science; (car) Chrysler 300; (authors) C.S. Lewis, Thomas Friedman; and (food) Italian food and Chinese food.
- Born Charles Christopher Carr on April 30, 1983 in Reno, Nev.

## CHRIS CARR GAME-BY-GAME

2005 Oakland Raiders																	KICKOFF RETURNS					PUNT RETURNS				
Date	Opp	W/L	P/S	Tot	Solo	Sk	QBP	TFL	Int	Yds	PD	FF	FR	SpT	No	Yds	Avg	Lg	TD	No	Yds	FC	Avg	Lg	TD	
Sept 8	@ NE	L	1/0	0	0	0.0	-	-	0	0	0	0	0	0	6	151	25.2	29	0	3	15	0	5.0	15	0	
Sept 18	KC	L	1/0	0	0	0.0	-	-	0	0	0	0	0	1	6	130	21.7	27	0	2	34	0	17.0	34	0	
Sept 25	@ Phi	L	1/0	0	0	0.0	-	-	0	0	0	0	0	0	3	35	11.7	20	0	4	17	0	4.3	10	0	
Oct 2	Dal	W	1/0	0	0	0.0	-	-	0	0	0	0	0	0	2	59	29.5	36	0	4	30	0	7.5	22	0	
Oct 16	SD	L	1/0	0	0	0.0	-	-	0	0	0	0	0	0	6	137	22.8	33	0	2	0	0	0.0	0	0	
Oct 23	Buf	W	1/0	0	0	0.0	-	-	0	0	1	0	0	0	4	80	20.0	32	0	4	31	0	7.8	29	0	
Oct 30	@ Ten	W	1/0	1	1	0.0	-	-	0	0	0	0	0	0	4	119	29.8	33	0	0	0	1	0.0	0	0	
Nov 6	@ KC	L	1/0	0	0	0.0	-	-	0	0	0	0	0	0	5	191	38.2	62	0	2	-6	0	-3.0	0	0	
Nov 13	Den	L	1/0	0	0	0.0	-	-	0	0	0	0	0	0	6	139	23.2	33	0	2	9	0	4.5	9	0	
Nov 20	@ Was	W	1/0	1	1	0.0	-	-	0	0	0	0	0	0	4	67	16.8	28	0	2	13	2	6.5	7	0	
Nov 27	Mia	L	1/0	0	0	0.0	-	-	0	0	0	0	0	0	4	135	33.8	55	0	2	17	0	8.5	12	0	
Dec 4	@ SD	L	1/0	1	1	0.0	-	-	0	0	0	0	0	0	5	103	20.6	25	0	1	0	1	0.0	0	0	
Dec 11	@ NYJ	L	1/0	0	0	0.0	-	-	0	0	0	0	0	0	6	136	22.7	31	0	1	4	1	4.0	4	0	
Dec 18	Cle	L	1/0	0	0	0.0	-	-	0	0	1	0	0	0	1	9	9.0	9	0	1	1	1	1.0	1	0	
Dec 24	@ Den	L	1/0	3	2	0.0	-	-	0	0	0	0	0	1	4	107	26.8	33	0	1	12	0	12.0	12	0	
Dec 31	@ NYG	L	1/0	1	1	0.0	-	-	0	0	0	0	0	0	7	154	22.0	30	0	3	9	1	3.0	9	0	
Totals			4-12	16/2	7	6	0.0	-	-	0	2	0	0	2	73	1752	24.0	62	0	34	186	7	5.5	34	0	

2006 Oakland Raiders																	KICKOFF RETURNS					PUNT RETURNS				
Date	Opp	W/L	P/S	Tot	Solo	Sk	QBP	TFL	Int	Yds	PD	FF	FR	SpT	No	Yds	Avg	Lg	TD	No	Yds	FC	Avg	Lg	TD	
Sept 11	SD	L	1/0	0	0	0	-	-	0	0	0	0	0	0	5	126	25.2	39	0	3	1	2	0.3	5	0	
Sept 17	@ Bal	L	1/0	0	0	0	-	-	0	0	0	0	0	0	7	206	29.4	45	0	4	39	1	9.8	22	0	
Oct 1	Cle	L	1/0	0	0	0	-	-	0	0	0	0	0	0	4	102	25.5	34	0	1	7	0	7.0	7	0	
Oct 8	@ SF	L	1/0	0	0	0	-	-	0	0	0	0	0	0	7	136	19.4	28	0	0	0	1	0.0	0	0	
Oct 15	@ Den	L	1/0	0	0	0	-	-	0	0	0	0	0	1	1	26	26.0	26	0	2	-1	1	-0.5	0	0	
Oct 22	Ari	W	1/1	2	0	0	-	-	0	0	1	0	0	0	5	118	23.6	33	0	4	43	0	10.8	35	0	
Oct 29	Pit	W	1/0	3	2	0	-	-	1	100	1	0	0	0	3	92	30.7	50	0	3	14	0	4.7	6	0	
Nov 6	@ Sea	L	1/0	1	1	0	-	-	0	0	0	0	0	0	2	44	22.0	22	0	3	19	0	6.3	11	0	
Nov 12	Den	L	1/0	2	1	0	-	-	0	0	0	0	0	1	4	109	27.3	30	0	3	11	2	3.7	8	0	
Nov 19	@ KC	L	1/0	0	0	0	-	-	0	0	0	0	0	0	3	70	23.3	27	0	1	-1	1	-1.0	-1	0	
Nov 26	@ SD	L	1/0	0	0	0	-	-	0	0	0	0	0	0	3	112	37.3	44	0	3	6	2	2.0	6	0	
Dec 3	Hou	L	1/0	0	0	0	-	-	0	0	0	0	0	0	4	113	28.3	39	0	3	47	1	15.7	34	0	
Dec 10	@ Cin	L	1/0	0	0	0	-	-	0	0	0	0	0	0	5	132	26.4	32	0	0	0	0	0.0	0	0	
Dec 17	Stl	L	1/0	1	0	0	-	-	0	0	0	0	0	0	5	115	23.0	34	0	2	5	0	2.5	5	0	
Dec 23	KC	L	1/0	1	1	0	-	-	0	0	0	0	0	0	5	127	25.4	31	0	1	7	0	7.0	7	0	
Dec 31	@ NYJ	L	1/1	4	4	0	-	-	0	0	0	0	0	1	6	134	22.3	28	0	2	19	1	9.5	18	0	
Totals			2-14	16/2	14	9	0	-	-	1	100	2	0	3	69	1762	25.5	50	0	35	216	12	6.2	35	0	

2007 Oakland Raiders																	KICKOFF RETURNS					PUNT RETURNS				
Date	Opp	W/L	P/S	Tot	Solo	Sk	QBP	TFL	Int	Yds	PD	FF	FR	SpT	No	Yds	Avg	Lg	TD	No	Yds	FC	Avg	Lg	TD	
Sept 9	Det	L	1/0	0	0	0	-	-	0	0	0	0	0	0	7	155	22.1	35	0	0	0	0	0.0	0	0	
Sept 16	@ Den	L	1/0	1	1	0	-	-	0	0	0	0	0	0	3	61	20.3	28	0	0	0	0	0.0	0	0	
Sept 23	Cle	W	1/0	2	1	0	-	-	0	0	0	0	0	0	4	79	19.8	31	0	1	1	0	1.0	1	0	
Sept 30	@ Mia	W	1/0	0	0	0	-	-	0	0	0	0	0	0	4	84	21.0	27	0	0	0	0	0.0	0	0	
Oct 14	@ SD	L	1/0	0	0	0	-	-	0	0	0	0	0	0	4	74	18.5	29	0	0	0	0	0.0	0	0	
Oct 21	KC	L	1/0	1	1	0	-	-	0	0	0	0	0	0	2	45	22.5	24	0	4	27	2	6.8	24	0	
Oct 28	@ Ten	L	1/0	1	1	0	-	-	0	0	0	0	0	0	2	30	15.0	21	0	3	24	2	8.0	14	0	
Nov 4	Hou	L	1/0	0	0	0	-	-	0	0	0	0	0	0	2	58	29.0	31	0	0	0	0	0.0	0	0	
Nov 11	Chi	L	1/1	6	4	0	-	-	0	0	1	0	0	0	2	37	18.5	23	0	0	0	0	0.0	0	0	
Nov 18	@ Min	L	1/0	1	1	0	-	-	0	0	0	0	0	0	0	0	0.0	0	0	0	0	0	0.0	0	0	
Nov 25	@ KC	W	1/0	4	4	0	-	-	0	0	0	0	0	0	1	27	27.0	27	0	0	0	0	0.0	0	0	
Dec 2	Den	W	1/0	1	0	0	-	-	0	0	0	0	0	0	3	85	28.3	38	0	0	0	0	0.0	0	0	
Dec 9	@ GB	L	1/0	2	2	0	-	-	0	0	0	0	0	0	6	105	17.5	22	0	0	0	0	0.0	0	0	
Dec 16	Ind	L	1/1	5	5	0	-	-	0	0	0	0	0	0	5	147	29.4	36	0	0	0	0	0.0	0	0	
Dec 23	@ Jac	L	1/0	2	2	0	-	-	0	0	0	0	0	0	7	150	21.4	29	0	0	0	0	0.0	0	0	
Dec 30	SD	L	1/0	2	2	0	-	-	0	0	0	0	0	0	7	190	27.1	43	0	0	0	0	0.0	0	0	
Totals			4-12	16/2	28	24	0	-	-	0	1	0	0	0	59	1327	22.5	43	0	8	52	7	6.5	24	0	

Chris Carr's NFL Statistics

Year	Team	GP	TACKLES						INTERCEPTIONS					FUMBLES				
			GS	Tot	Solo	Asst	Sk	Yds	No	Yds	Lg	TD	PD	EE	ER	Yds	TD	SpT
2005	Oak.	16	0	7	6	1	0.0	0.0	0	0	0	0	2	0	0	0	0	2
2006	Oak.	16	2	14	9	5	0.0	0.0	1	100	100	1	2	0	0	0	0	3
2007	Oak.	16	2	28	24	4	0.0	0.0	0	0	0	0	1	0	0	0	0	0
<b>NFL Totals</b>		<b>48</b>	<b>4</b>	<b>49</b>	<b>39</b>	<b>10</b>	<b>0.0</b>	<b>0.0</b>	<b>1</b>	<b>100</b>	<b>100</b>	<b>1</b>	<b>5</b>	<b>0</b>	<b>0</b>	<b>0</b>	<b>0</b>	<b>5</b>

Year	Team	PUNT RETURNS						KICKOFF RETURNS				
		No	FC	Yds	Avg	Lg	TD	No	Yds	Avg	Lg	TD
2005	Oak.	34	7	186	5.5	34	0	73	1752	24.0	62	0
2006	Oak.	35	12	216	6.2	35	0	69	1762	25.5	50	0
2007	Oak.	8	7	52	6.5	24	0	59	1327	22.5	43	0
<b>NFL Totals</b>		<b>77</b>	<b>26</b>	<b>454</b>	<b>5.9</b>	<b>35</b>	<b>0</b>	<b>201</b>	<b>4841</b>	<b>24.1</b>	<b>62</b>	<b>0</b>

Single-Game Highs

- Tackles - 6 vs. Chicago (11/11/07)
- Passes Defensed - 1 (five times, last vs. Chicago (11/11/07)
- Fumble Recoveries - 1 (four times, last at San Diego 11/26/2006)
- Punt Returns - 4 (six times, last vs. Kansas City 10/21/07)
- Punt Return yards - 47 vs. Houston (12/03/06)
- Kick Returns - 7 (six times, last vs. San Diego 12/30/07)
- Kick Return yards - 206 at Baltimore (9/17/06)

Additional Statistics

- Touchdowns - 1 (100-yard interception return for touchdown vs. Pittsburgh 10/29/06)
- Special Teams Fumble Recoveries - 3 (2005), 1 (2006)

5



Kerry COLLINS



QUARTERBACK

6'5" • 245 lbs. • Born: 12.30.72 • Exp. (NFL/Titans): 14/3 • UFA (Oak) – 2006 • Penn State Pro Bowls  
 2007 GP/GS: 6/1 (Playoffs 0/0) • Career GP/GS: 162/149 (Playoffs 6/6) • Lebanon, PA



**PRO:** Kerry Collins, the NFL's second-leading active passer, enters his third season with the Titans and his 14th season in the NFL. He was signed by the Titans as an unrestricted free agent during the 2006 pre-season (8/26/06) to bring experience and leadership to the offense. Possessing 162 career games and 149 starts, his knowledge of the game is an asset for quarterback Vince Young and the offense. His career totals include 5,254 attempts, 2,918 completions, 34,717 yards and 174 touchdowns. The only active quarterback with more passing yards than Collins is Peyton Manning (37,586). Collins saw action in six contests in 2007, starting one (10/21 at Houston). In his lone start, he connected on 25 of 42 passes for 280 yards, leading the Titans to a thrilling 38-36 victory

over the Texans. For the 2007 season, Collins registered a 79.9 passer rating, completing 50 of 82 passes for 531 yards. In 2006, Collins started the first three games of his initial season in Tennessee and thereafter supported Young, who started the final 13 games and was named the league's Offensive Rookie of the Year. Prior to joining the Titans, Collins played 11 previous seasons with the Carolina Panthers (1995-98), New Orleans Saints (1998), New York Giants (1999-03) and Oakland Raiders (2004-05). He has led his teams to the

Passing Yardage Leaders Among Active NFL QBs

Player	Att	Cmp	Pct.	Yds	TD	Int
Peyton Manning	5,405	3,468	64.2	41,626	306	153
<b>Kerry Collins</b>	<b>5,254</b>	<b>2,918</b>	<b>55.5</b>	<b>34,717</b>	<b>174</b>	<b>172</b>
Mark Brunell	4,594	2,738	59.6	31,826	182	106
Brad Johnson	4,248	2,627	61.8	28,627	164	117
Trent Green	3,668	2,228	60.7	27,950	162	108

playoffs three times as a starter, including an appearance in the NFC Championship Game following the 1996 season with the Panthers and a Super Bowl appearance following the 2000 season with the Giants. In 2005, Collins started 15 games and attempted 565 passes, the second-most in Raiders history (618 by Rich Gannon in 2002). He passed for 3,759 yards and 20 touchdowns on 302 completions. It was the sixth consecutive season in which he passed for more than 3,000 yards. In 2002 with the Giants, Collins enjoyed the most prolific season by a quarterback in Giants history. He set a team record, was first in the NFC and was fourth in the NFL with 4,073 passing yards, surpassing Phil Simms' 1984 record of 4,044 yards. His 545 passes were the second-highest total in team history behind his own 2001 mark of 568 attempts. Collins recorded career highs in 2002 for completions (335), completion percentage (61.5%), passing yards (4,073) and passer rating (85.4). In 2000, Collins passed the 3,000-yard marker for the first time in his career and posted a career-high 22 touchdowns as he led the Giants to Super Bowl XXXV. He earned a Pro Bowl appearance in 1996 after he led the Panthers to the NFC Championship Game in his second season as a signal caller in the NFL. As a rookie in 1995, Collins started 13 games and was a first-team all-rookie selection by *College and Pro Football Newsweekly*, *Football News* and *Pro Football Weekly*/PFWA. His 7-6 record as a starter made him the first rookie quarterback with at least nine starts to post a winning record since Dan Marino's 7-3 mark with Miami in 1983. Collins was originally selected by the Panthers in the first round (fifth overall) of the 1995 NFL Draft, becoming the first draft pick in the expansion team's history.

## TITANS TIDBITS:

- Collins finds peace and comfort with his wife, Brooke, and daughter, Riley, on his 1,580-acre farm in Asheboro, N.C. "Blue Q Ranch" was named as such by Collins because every team for whom he ever played quarterback (Q) besides the Oakland Raiders used blue as one of their primary colors. There are over 300 head of registered Angus cattle on the property.
- The K.C. for Kids Foundation works extensively with New York University Medical Center's Rusk Institute. Collins has donated his time and resources to help

the facility's children's rehabilitation program.

- In addition to tending to matters on his farm, Collins spends much of his free time fishing and hunting deer, wild turkey and wild boar.
- The K.C. for Kids Foundation has recently starting working with Y-CAP, a YMCA center dedicated to serving at-risk youth in East Nashville - one heart, one mind and one spirit at a time. The youth-based program aims to redirect behavior by teaching values and rebuilding families.

## CAREER HIGHLIGHTS:

**2007 (6/1, 0/0 - Tennessee):** Played in six games, starting one contest at Houston (10/21). Saw significant action as the backup quarterback replacing an injured Vince Young in two other games, at Tampa Bay (10/14) and at Indianapolis (12/30). Did not play as the backup quarterback in 10 regular season games and the playoff contest at San Diego. Completed 50 of 82 passes for 531 yards.

- At New Orleans (9/24), saw limited action as the backup quarterback at the end of the second quarter and completed all four passes for 22 yards in a 31-14 victory on Monday Night Football.
  - At Tampa Bay (10/14), entered the game in the third quarter for an injured Vince Young. Completed 10 of 20 passes for 125 yards and led the team to its only touchdown drive. Extended the Titans' touchdown drive with a 42-yard connection over the middle to Justin Gage on third-and-nine in the fourth quarter.
  - At Houston (10/21), started at quarterback and completed 25 of 42 passes for 280 yards in the Titans' thrilling 38-36 victory over the Texans. Set up Rob Bironas' game-winning field goal with a 46-yard strike to Roydell Williams along the sideline in the fourth quarter.
  - At Indianapolis (12/30), entered the game in the third quarter after Vince Young left with a leg injury. Completed 10 of 13 passes for 106 yards, leading the team on two scoring drives in the Titans' 16-10 playoff-clinching victory.
- 2006 (4/3 - Tennessee):** Signed by Titans late in preseason. Started first three games of season (9/10 against N.Y. Jets, 9/17 at San Diego and 9/24 at Miami) before backing up Vince Young for remainder of season. Played in four total games and completed 42 of 90 passes for 549 yards, one

touchdown and six interceptions.

- Against N.Y. Jets (9/10), started in Titans debut and completed 17 of 38 passes for 223 yards.
- At Miami (9/24), completed 19 of 33 passes for season-high 269 yards with one touchdown. Completed first touchdown with Titans to tight end Bo Scaife for 27 yards.

**2005 (15/15 – Oakland):** Played in 15 games with 15 starts for Oakland and completed 302 of 565 passes for 3,759 yards (53.5%) with 20 touchdowns and 12 interceptions (77.3 rating). Also rushed for 39 yards on 17 carries and one touchdown.

- At Philadelphia (9/8), threw for season-high 345 yards and two touchdowns on 24 of 42 passes (57.1%).
- At Tennessee (10/30), completed 17 of 29 passes (58.6%) for 238 yards and tied season-high with three touchdowns (105.2 rating).
- Against N.Y. Giants (12/31), completed 26 of 48 passes for 331 yards and three touchdowns (96.8 rating). Threw for over 300 yards for third time of the year.

**2004 (14/13 – Oakland):** Played in 14 games, starting the last 13 contests for Raiders. Completed 289 of 513 passes (56.3%) for 3,495 yards with 21 touchdowns and 20 interceptions. Passed for over 3,000 yards for fifth time in his career and fifth consecutive season and his 3,495 yards was the sixth-highest single-season total in Raiders history. Threw for over 300 yards four times, including season-high 371-yard performance against Tennessee (12/19) that ranks as 12th-best passing performance in team history. Also threw five touchdowns against Titans, tying career high.

- Against Tampa Bay (9/26), made his Raiders debut when he relieved an injured Rich Gannon at quarterback and completed 16 of 27 passes for 228 yards and one touchdown in just over three quarters of work.
- At Houston (10/3), started for first time as a Raider, completing 21 of 38 passes for 237 yards, with long completion of 33 yards.
- Against New Orleans (10/24), threw for 350 yards and two touchdowns on 26 of 45 passing.
- At Carolina (11/7), completed 20 of 32 passes for 231 yards. Led offense on five-play, 75-yard drive in just 51 seconds to set up game-winning field goal with six seconds left in fourth quarter.

- At Denver (11/28), led team to come-from-behind victory with two touchdown passes in final six minutes of game. Completed 26 of 45 passes for 339 yards and four touchdowns. Completed passes to eight different receivers, with six players catching at least two balls. Hooked up with Jerry Porter for 135 yards and three touchdowns and connected with Ronald Curry for 110 yards and a score, the first time the Raiders had two, 100-yard receivers since 9/28/03 vs. San Diego.
- Against Kansas City (12/5), notched his second consecutive 300-yard passing game, completing 27 of 41 passes for 343 yards and three touchdowns (116.2 rating). Connected with Ronald Curry for touchdown strikes of 34 and 26 yards, marking second consecutive game in which he threw at least two touchdowns to same receiver. Also hit Porter on 51-yard scoring strike in second quarter, duo's fourth touchdown connection in two games.
- Against Tennessee (12/19), completed 21 of 37 passes for season-high 371 yards and five touchdowns. Five scoring passes tied career high set 1/14/01 in NFC Championship Game against Minnesota. Recorded season-high passer rating of 119.5.

**2003 (13/13 – N.Y. Giants):** Started 13 games for N.Y. Giants, extending his consecutive starts streak to 67 before being inactive for season's final three games after suffering an injury vs. Washington (12/7). Completed 284 passes on 500 attempts (56.8 percent) for 3,110 yards, 13 touchdowns and 16 interceptions. Posted three 300-yard passing games on season to bring his Giants career total to 17. Finished with quarterback rating of 70.7.

- Against Dallas (9/15), completed 21 of 51 passes for 265 yards, three touchdowns and two interceptions. First pass attempt of game was his 2,000th as a Giant.
- At Washington (9/21), named NFC Offensive Player of the Week after completing 24 of 39 passes for 276 yards and three touchdowns in a 24-21 overtime victory.
- At Minnesota, (10/26), posted season-high 375 passing yards, completing 23 of 39 passes, with two touchdowns and one interception. The 375 passing yards against Vikings were second-highest total of his career (386 yards vs. GB 1/6/02). Increased his career total to 25,155 yards to become 47th quarterback in NFL history to throw for more than 25,000 yards.

**2002 (16/16, 1/1 – N.Y. Giants):** Started



all 16 games for third consecutive season and enjoyed most prolific season by a quarterback in Giants history. Completed 335 of 545 passes (61.5%) for 4,073 yards and 19 touchdowns (85.4 rating) and his 335 completions broke his own team record of 327 set previous year. Set team record and was first in NFC and fourth in NFL with 4,073 yards, surpassing Phil Simms' mark of 4,044 in 1984. His 545 passes were the second-highest total in team history behind his mark of 568 attempts in 2001. Completed 61.5 percent of his passes, a career high and third-best percentage in team history. Ranked 14th in the NFL and sixth in the NFC with career high quarterback rating of 85.4. Registered career-long streak of 128 passes without interception from fourth quarter of the game at Houston (11/24) to first quarter of season finale against Philadelphia (12/28). Threw 220 regular season passes against the Eagles prior to his first interception, an NFL record for passes by one quarterback against an opponent without an interception. Named NFC Offensive Player of the Week twice (Week 2 and Week 16) and NFC Offensive Player of the Month for December.

- In season opener against San Francisco (9/5), completed 28 of 45 passes for 342 yards.

- At St. Louis (9/15), completed 22 of 26 passes (84.6%) for 307 passing yards with one touchdown and was named NFC Offensive Player of the Week. Became 70th quarterback in NFL history to pass for more than 20,000 yards and set Giants single-game regular season record by completing 84.6 percent of his passes. His 307 passing yards marked fifth-consecutive game he exceeded 300 yards dating back to 2001 season, a career-long streak. He was tied for third-longest 300-yard game streak in NFL history, behind Steve Young (San Francisco, 1998), Kurt Warner (St. Louis, 2000) and Rich Gannon (Oakland, 2002), who holds record with six. His 28-yard touchdown pass in second quarter was his 50th regular season touchdown pass as Giant.

- Against Seattle (9/22), passed 20,000-yard mark for his career while completing 23 of 38 passes for 282 yards.

- At Indianapolis (12/22), named NFC Offensive Player of the Week for second time of season and completed 23 of 29 passes for 366 yards and four touchdowns

(career-high) with a 158.3 rating the highest a quarterback can receive for one game.

- In NFC Wild Card game at San Francisco (1/5), completed a team playoff record 29 passes on 43 attempts for 342 yards with four touchdowns and one interception. Tossed all four touchdown passes in first half.

**2001 (16/16 – N.Y. Giants):** Started all 16 games for second consecutive season and set team record with 568 pass attempts, breaking Simms' mark of 533 in 1984. Completed 327 passes, breaking Giants record of 311 he set in 2000 and totaled 3,764 yards, fourth-highest single-season total in franchise history. Became only player in league history to throw every pass for one team in two consecutive seasons (2000 and 2001). Recorded three of five highest single-season passing totals in Giants history from 2000-02.

- At Washington (10/28), completed 32 of 52 passes for 346 yards with three touchdowns and one interception. Tossed scoring passes of six, 27 and one yard.

- Against Dallas (11/4), completed 24 of 34 passes for 280 yards, three touchdowns and two interceptions. Was his second straight game with three touchdown passes, the second time he accomplished that feat in his career (11/5/00 at Cleveland and 11/12/00 vs. St. Louis).

- Against Seattle (12/23), completed 30 of 47 passes attempts for 338 yards with one touchdown. Led Giants to last-minute comeback victory for second week in row, capping 96-yard drive with a seven-yard touchdown pass with 20 seconds left for winning points in 27-24 triumph. Completed six of 10 passes for 96 yards on the game-winning drive.

- At Philadelphia (12/30), completed 22 of 39 passes for 303 yards with one touchdown. Was credited with season-long 76-yard completion on last play of game when he completed short pass that was lateraled and went to Eagles four-yard line to end game.

- Against Green Bay (1/6), established career highs with 59 passes, 36 completions and 386 yards and increased streak to 1,371 consecutive regular season passes thrown for Giants, including every pass in the 2000 and 2001 seasons.

**2000 (16/16, 3/3 – N.Y. Giants):** Threw each of team's 529 passes and became just fifth quarterback in NFL since 1990 to throw all of his team's passes. Established

then-career highs in passes (529-second most in Giants history), completions (311-single season record), passing yards (3,610), touchdown passes (22) and quarterback rating (83.1). His 3,610 passing yards were the third-most in Giants history (Simms, 4,044 in 1984 and 3,829 in 1985).

- Against Detroit (11/19), threw for 350 yards, two touchdowns and one interception while completing 29 of 51 passes.

- Against Pittsburgh (12/10), completed 24 of 35 passes for 333 yards and two touchdowns. Posted 59-yard completion which was season-high. Became first Giants quarterback to pass for over 3,000 yards in a season since Simms threw for 3,038 yards in 1993.

- In NFC Divisional Playoff Game against Philadelphia (1/7), completed 12 of 19 passes (63.2%) for 125 yards (82.1 rating). Became the seventh Giants quarterback to win a postseason game.

- In NFC Championship game against Minnesota (1/14), completed 28 of 39 passes (71.8%) for career-high 381 yards and career-high five touchdowns (120.8 rating). Completions, yards and touchdowns were all team postseason records and his five touchdown passes tied record for an NFL or NFC Championship Game, set by Chicago's Sid Luckman against Washington in 1943.

- In Super Bowl XXXV against Baltimore (1/28), completed 15 of 39 passes for 112 yards and four interceptions.

**1999 (10/7 – N.Y. Giants):** Played in 10 games with seven starts in first season with Giants and began season as second-string quarterback and ended it as starter. Completed 190 of 331 passes (57.4%) for 2,318 yards with eight touchdowns and 11 interceptions (73.3 rating). Also rushed for 36 yards on 19 carries.

- Against Jets (12/5), completed 23 of 44 passes for 341 yards and three touchdowns. Became first Giants quarterback to exceed 300 yards since Simms threw for 337 yards against Cardinals (11/23/93), a span of 96 games. For his performance against Jets, Collins was named NFC Offensive Player of the Week by the NFL.

- At Dallas (1/2/), recorded his second, 300-yard passing game of season by completing 31 of 48 passes for 314 yards with one touchdown and one interception.

**1998 (11/11 – Carolina/New Orleans):** Played for both Carolina and New Orleans, starting all 11 games in which he appeared (four for Panthers, seven for Saints).

Completed 76 of 162 passes for 1,011 yards, eight touchdowns and five interceptions in four starts for the Panthers. Also rushed for a career-high 113 yards on 23 carries.

- Inactive in the fifth game of the year at Dallas (10/11) before being waived by Panthers on Oct. 13.

- Claimed off waivers by New Orleans on Oct. 14 and started final seven games of the season. Completed 94 of 191 passes for 1,202 yards, four touchdowns and 10 interceptions.

**1997 (13/13 – Carolina):** Started 13 games for Carolina and completed 200 of 381 passes for 2,124 yards, 11 touchdowns and 21 interceptions. Suffered an injury in pre-season game vs. Denver (8/9) that forced him to make first start of season at San Diego (9/14).

**1996 (13/12, 2/2 – Carolina):** Led Carolina to 10-4 record as starter and an appearance in the NFC Championship Game in franchise's second year in existence. Played in 13 games with 12 starts and completed 204 of 364 passes (56.0) for 2,454 yards with 14 touchdowns and nine interceptions (79.4 rating), while earning first Pro Bowl appearance. Improved his quarterback rating to 79.4 from 61.9 his rookie season, recording second-highest increase in NFL (Drew Bledsoe, 63.7-83.7). His nine interceptions were second-fewest among quarterbacks with at least 300 attempts, while his 2.5 interception percentage was third-lowest among league starters. Was inactive against San Francisco (9/22), at St. Louis (11/17) and at Houston (11/24) due to injuries.

- Against Atlanta (9/1), in inaugural game at Ericsson Stadium, completed 17 of 31 passes for 186 yards and two touchdowns.

- At New Orleans (9/8), completed 13 of 21 passes for 171 yards and one interception before leaving game in fourth quarter with sprained left knee.

- At San Francisco (12/8), named NFC Offensive Player of the Week after completing 22 of 37 passes for 327 yards and three touchdowns.

- In NFC Divisional Playoff Game against Dallas (1/5/97), completed 12 of 22 attempts (54.5%) for 100 yards with two touchdowns and one interception.

- In NFC Championship Game at Green Bay (1/12/97), completed 19 of 37 attempts (51.4%) for 215 yards with one touchdown and two interceptions.

**1995 (15/13 – Carolina):** Started 13 of 15

games and was first team all-rookie selection by *College and Pro Football Newsweekly*, *Football News* and *Pro Football Weekly*/PFWA. His 7-6 record as starter made him first rookie quarterback with at least nine starts to post winning record since Dan Marino's 7-3 mark with Miami in 1983. He completed 214 of 433 passes for 2,717 yards with 14 touchdowns and 19 interceptions (61.9 rating).

- Against Tampa Bay (10/1), recorded first start and completed 18 of 32 passes for 234 yards, with one touchdown.
- At New England (10/29), threw for 309 yards — his first 300-yard game — and two scores while completing 25 of 45 passes.
- At San Francisco (11/5), completed 17 of 30 passes for 150 yards in a 13-7 win that was the first-ever victory for an NFL expansion team against defending world champions.

### COLLEGE:

- Directed Penn State to victories in his last 17 games as starter.
- As senior, named first team All-America selection by the *Associated Press*, *The Football News* and *The NFL Draft Report*. Posted 172.9 pass efficiency rating, fifth all-time in NCAA history and completed 176 of 264 passes (66.7%) for 2,679 yards and 21 touchdowns. Averaged 10.15 yards per attempt en route to winning Davey O'Brien Award as nation's top college quarterback, Maxwell Award as nation's outstanding player and being named finalist for Heisman Trophy. Threw for at least 200 yards in nine of 11 games and eclipsed or tied school single-season records for pass efficiency, completions, passing yards, total offense, yards per attempt and 200-yard

games.

- Majored in labor and industrial education.

### PERSONAL:

- Married to Brooke, couple splits time between Nashville and Asheboro, N.C., with daughter, Riley (2/3/04).
- All-state AP selection at quarterback at Wilson High in West Lawn, Pa., earning athlete of the year honors from the *Reading Eagle-Times* and All-America honorable mention from *USA Today*. As senior, led Wilson to 14-1 record and Pennsylvania State 4-A title game on strength of 2,043 yards passing and 17 touchdowns.
- Also earned all-county honors as center in basketball and was an all-state choice as pitcher in baseball.
- Selected in the 26th round of the Major League Baseball draft by the Detroit Tigers in 1990 and in the 58th round by the Toronto Blue Jays in 1994.
- Donated \$250,000 to his alma mater's football program to fund the Kerry Collins quarterback scholarship, which will endow a Penn State quarterback's books and tuition in perpetuity.
- Works with Rusk Institute in New York through his foundation (K.C. for Kids Foundation).
- Donated to Katrina Fund and American Red Cross for disaster relief.
- List of favorites: (movie) "Tombstone"; (TV show) "House"; (actor) Clint Eastwood; (music artist) George Strait; (vacation destination) North Myrtle Beach; (sports team other than Titans) New York Yankees; (food) steak; and (school subject) history.
- Born Kerry Michael Collins on Dec. 30, 1972, in Lebanon, Pa.

## COLLINS GAME-BY-GAME

1995 - Carolina Panthers		PASSING											RUSHING							
Date	Opp	W/L	P/S	Att	Cmp	Pct	Yds	Yds/Att	TD	Int	Lg	Sk	Lst	Rating	Att	Yds	Avg	Lg	TD	
Sep 3	@ Atl	L				INACTIVE														
Sep 10	@ Buf	L	1/0	2	0	0.0	0	0.0	0	0	0	0	0	39.6	0	0	0.0	0	0	
Sep 17	@ StL	L	1/0	11	7	63.6	45	4.1	0	1	14	0	0	34.3	2	9	4.5	8	1	
Oct 1	TB	L	1/1	32	18	56.3	234	7.3	1	1	41	0	0	76.8	2	14	7.0	9	0	
Oct 8	@ Chi	L	1/1	28	14	50.0	228	8.1	1	1	66	0	0	74.7	1	2	2.0	2	0	
Oct 15	NYJ	W	1/1	26	14	53.8	158	6.1	0	2	36	4	26	40.2	4	0	0.0	2	0	
Oct 22	NO	W	1/1	21	8	38.1	48	2.3	1	0	12	4	19	62.2	2	2	1.0	2	0	
Oct 29	@ NE	W	1/1	45	25	55.6	309	6.9	2	1	33	2	18	82.5	4	11	2.8	4	0	
Nov 5	SF	W	1/1	30	17	56.7	150	5.0	0	1	17	3	18	56.3	4	7	1.8	3	0	
Nov 12	@ StL	L	1/1	35	16	45.7	228	6.5	2	4	39	3	28	46.8	3	16	5.3	10	0	
Nov 19	Ari	W	1/1	23	15	65.2	201	8.7	2	0	39	3	19	122.0	3	0	0.0	2	0	
Nov 26	@ NO	L	1/1	46	17	40.0	335	7.3	3	4	60	2	6	48.7	5	7	1.4	5	0	
Dec 3	Ind	W	1/1	34	14	41.2	170	5.0	0	0	33	0	0	57.2	1	2	2.0	2	1	
Dec 10	SF	L	1/1	29	12	41.4	127	4.4	0	1	28	1	8	40.4	2	2	1.0	3	0	
Dec 17	Atl	W	1/1	28	18	64.3	283	10.1	1	1	89	0	0	94.8	8	-1	-0.1	2	1	
Dec 24	@ Was	L	1/1	43	19	44.2	201	4.7	1	2	28	2	8	46.8	1	3	3.0	3	0	
<b>Totals</b>			<b>7-9</b>	<b>15/13</b>	<b>433</b>	<b>214</b>	<b>49.4</b>	<b>2717</b>	<b>6.3</b>	<b>14</b>	<b>19</b>	<b>89</b>	<b>24</b>	<b>150</b>	<b>61.9</b>	<b>42</b>	<b>74</b>	<b>1.8</b>	<b>10</b>	<b>3</b>

COLLINS GAME-BY-GAME

Front Office

Coaching Staff

Collins

Rookies

2007 Season

Records

History

Playoff History

Sidelines

1996 - Carolina Panthers

Date	Opp	W/L	PIS	Att	Cmp	PASSING						Lst	Rating	RUSHING					
						Pct	Yds	Yds/Att	TD	Int	Lg			Sk	Att	Yds	Avg	Lg	TD
Sep 1	@ Atl	W	1/1	31	17	54.8	198	6.4	2	0	30	4	12	95.9	1	14	14.0	14	0
Sep 8	@ NO	W	1/1	21	17	61.9	171	8.1	0	1	39	3	29	67.8	3	1	0.3	2	0
Sep 22	@ SF	W				INACTIVE													
Sep 29	@ Jax	L	1/0	7	2	28.6	42	6.0	1	0	39	0	0	91.7	0	0	0	0	0
Oct 6	@ Min	L	1/1	30	15	50.0	155	5.2	0	4	19	1	0	25.7	1	0	0.0	0	0
Oct 13	@ STL	W	1/1	18	11	61.1	196	10.9	3	1	54	2	19	115.0	1	2	2.0	2	0
Oct 20	@ NO	W	1/1	30	14	46.7	176	5.9	1	0	31	3	21	76.5	8	3	0.4	4	0
Oct 27	@ Phi	L	1/1	34	16	47.1	248	7.3	0	0	55	1	9	71.7	4	16	4.0	9	0
Nov 3	@ Atl	L	1/1	21	14	66.7	222	10.6	0	0	51	1	3	102.0	0	0	0	0	0
Nov 10	@ NYG	W	1/1	33	19	57.6	202	6.1	1	1	30	0	0	73.0	5	1	0.2	7	0
Nov 17	@ STL	W				DID NOT PLAY													
Nov 24	@ Hou	W				DID NOT PLAY													
Dec 1	@ TB	W	1/1	24	14	58.3	83	3.5	0	0	13	0	0	65.1	1	-1	-1	-1	0
Dec 8	@ SF	W	1/1	37	22	59.5	327	8.8	3	0	50	1	3	116.0	5	3	3	4	0
Dec 15	@ Bal	W	1/1	39	26	66.7	268	6.9	2	2	26	0	0	82.0	2	1	1	2	0
Dec 22	@ Pit	W	1/1	39	21	53.8	166	4.3	1	0	24	2	16	73.2	1	-2	-2	-2	0
<b>Totals</b>			12-4	13/12	364	204	56.0	2454	6.7	14	9	55	18	71.4	32	38	1.2	14	0

1997 - Carolina Panthers

Date	Opp	W/L	PIS	Att	Cmp	PASSING						Lst	Rating	RUSHING					
						Pct	Yds	Yds/Att	TD	Int	Lg			Sk	Att	Yds	Avg	Lg	TD
Aug 31	@ Was	L				INACTIVE													
Sep 7	@ Atl	W				INACTIVE													
Sep 14	@ SD	W	1/1	36	17	47.2	138	3.8	2	1	25	0	0	64.4	0	0	0	0	0
Sep 21	@ KC	L	1/1	47	24	51.2	328	7.0	1	4	36	5	50	45.3	1	3	3.0	3	0
Sep 29	@ SF	L	1/1	26	11	42.3	126	5.3	1	3	19	2	10	36.5	4	10	2.5	5	0
Oct 12	@ Min	L				DID NOT PLAY													
Oct 19	@ NO	W	1/1	31	23	74.2	204	6.6	1	1	23	1	8	88.6	2	-3	-1.5	-1	0
Oct 26	@ Atl	W	1/1	25	12	48.0	107	4.3	1	1	16	3	16	56.6	5	7	1.4	5	0
Nov 2	@ Oak	W	1/1	32	18	56.3	198	6.2	0	0	25	1	6	74.7	3	29	9.7	21	1
Nov 9	@ Den	L	1/1	29	13	44.8	141	4.9	0	3	24	4	28	20.1	1	0	0.0	0	0
Nov 16	@ SF	L	1/1	33	18	54.5	190	5.8	1	3	26	3	21	43.8	1	6	6.0	6	0
Nov 23	@ STL	W	1/1	30	23	76.7	286	9.3	1	0	59	4	32	117.0	4	-1	-0.3	0	0
Nov 30	@ NO	L	1/1	15	7	46.7	82	5.5	0	2	29	0	0	24.2	0	0	0	0	0
Dec 8	@ Dal	W	1/1	28	16	57.1	136	4.9	2	0	21	1	5	93.8	1	-2	-2.0	-2	0
Dec 14	@ GB	L	1/1	26	7	26.9	56	2.2	0	0	22	3	24	39.6	2	10	5.0	6	0
Dec 20	@ STL	L	1/1	25	11	44.0	132	5.3	1	3	35	0	0	34.5	2	6	3.0	6	0
<b>Totals</b>			7-9	13/13	381	200	52.5	2124	5.6	11	21	59	27	55.7	26	65	2.5	21	1

1998 - Carolina Panthers

Date	Opp	W/L	PIS	Att	Cmp	PASSING						Lst	Rating	RUSHING						
						Pct	Yds	Yds/Att	TD	Int	Lg			Sk	Att	Yds	Avg	Lg	TD	
Sep 6	@ Was	L	1/1	37	21	56.8	270	7.3	2	1	56	1	7	86.5	3	12	4.0	9	0	
Sep 13	@ Atl	W	1/1	34	15	44.1	251	7.4	1	1	59	3	13	67.2	1	16	16.0	16	0	
Sep 27	@ SD	W	1/1	53	20	37.7	188	3.6	2	1	33	4	18	53.0	1	3	3.0	3	0	
Oct 4	@ KC	L	1/1	38	20	52.6	302	8.0	3	2	72	2	13	83.4	2	9	4.5	9	0	
Oct 11	@ Dal	L				INACTIVE														
Oct 18	@ Atl	L				INACTIVE														
Oct 25	@ Hou	W				DID NOT PLAY														
Nov 1	@ Jax	L				DID NOT PLAY														
Nov 8	@ Bal	L				DID NOT PLAY														
Nov 15	@ Phi	W	1/1	26	13	50.0	150	5.8	1	0	26	2	15	80.6	7	38	5.4	20	0	
Nov 22	@ NYG	L	1/1	44	22	50.0	328	7.5	0	2	31	4	17	55.9	6	30	5.0	16	1	
Nov 29	@ Ind	L	1/1	24	9	37.5	110	4.6	0	3	29	6	40	12.8	5	35	7.0	12	0	
Dec 6	@ Hou	W	1/1	28	16	57.1	239	8.5	2	1	89	2	24	94.2	4	10	2.5	8	0	
Dec 13	@ Jax	L	1/1	14	6	42.9	87	6.2	0	3	18	1	5	24.1	0	0	0.0	0	0	
Dec 20	@ Buf	L	1/1	43	25	58.1	265	6.2	1	0	23	4	27	84.0	1	0	0.0	0	0	
Dec 27	@ NE	L	1/1	12	3	25.0	23	1.9	0	1	12	2	12	4.9	0	0	0.0	0	0	
<b>Totals</b>			5-9	11/11	353	170	48.2	2213	6.3	12	15	89	31	191	62.0	30	153	5.1	20	1

1999 - New York Giants

Date	Opp	W/L	PIS	Att	Cmp	PASSING						Lst	Rating	RUSHING						
						Pct	Yds	Yds/Att	TD	Int	Lg			Sk	Att	Yds	Avg	Lg	TD	
Sep 12	@ TB	W				DID NOT PLAY														
Sep 19	@ Was	L	1/0	7	3	42.9	44	6.3	0	1	16	0	0	24.4	0	0	0.0	0	0	
Sep 26	@ NE	L				Did not play														
Oct 3	@ Phi	W	1/0	12	6	50.0	86	7.2	0	0	32	1	11	73.6	2	-2	-1.0	-1	0	
Oct 10	@ Ari	L	1/1	38	24	63.2	202	5.3	0	1	24	3	24	65.9	4	23	5.8	11	0	
Oct 18	@ Dal	W				DID NOT PLAY														
Oct 24	@ NO	W				DID NOT PLAY														
Oct 31	@ Phi	W				DID NOT PLAY														
Nov 14	@ Ind	L				DID NOT PLAY														
Nov 21	@ Was	L	1/0	21	13	61.9	221	10.5	0	1	46	1	9	77.7	4	-3	-0.8	3	0	
Nov 28	@ Ari	L	1/1	45	22	48.9	298	6.6	1	3	34	2	16	50.0	1	1	1.0	11	1	
Dec 5	@ NYJ	W	1/1	29	17	58.6	341	11.8	3	0	80	1	3	134.1	1	1	1.0	11	1	
Dec 12	@ Buf	W	1/1	44	23	52.3	240	5.5	1	1	27	0	0	66.5	2	7	3.5	7	0	
Dec 19	@ STL	L	1/1	37	21	56.8	273	7.4	1	2	28	2	12	66.6	1	-1	-1.0	-1	0	
Dec 26	@ Min	L	1/1	51	31	60.8	297	5.8	1	1	19	5	29	75.4	3	10	3.3	9	0	
Jan 2	@ Dal	L	1/1	47	30	63.8	316	6.7	1	1	71	2	8	81.5	1	0	0.0	0	0	
<b>Totals</b>			7-9	10/7	331	190	57.4	2318	7.0	8	11	80	16	112	73.3	19	36	1.9	11	2

## COLLINS GAME-BY-GAME

Front Office

Coaching Staff

Collins

Rookies

2007 Season

Records

History

Playoff History

Sidelines

2000 - New York Giants														PASSING				RUSHING			
Date	Opp	W/L	P/S	Att	Cmp	Pct	Yds	Yds/Att	TD	Int	Lg	Sk	Lst	Rating	Att	Yds	Avg	Lg	TD		
Sep 3	@ Ari	W	1/1	25	17	68.0	172	6.9	0	1	29	0	0	70.8	5	1	0.2	4	0		
Sep 10	@ Phi	W	1/1	29	21	72.4	220	7.6	2	0	30	1	0	117.2	5	2	0.4	4	0		
Sep 17	@ Chi	W	1/1	33	24	72.7	251	7.6	1	0	34	2	14	105.3	3	1	0.3	1	0		
Sep 24	@ Was	L	1/1	44	21	47.7	210	4.8	1	1	20	4	42	59.8	0	0	0.0	0	0		
Oct 1	@ Ten	L	1/1	36	17	47.2	197	5.5	2	3	40	1	6	48.0	3	19	6.3	13	0		
Oct 8	@ Atl	W	1/1	25	14	56.0	151	6.0	0	2	22	0	0	40.6	4	5	1.3	7	0		
Oct 15	@ Dal	W	1/1	25	14	56.0	119	4.8	1	0	22	2	11	81.9	3	22	7.3	15	0		
Oct 29	@ Phi	W	1/1	37	22	59.5	253	6.4	1	0	36	3	21	89.1	4	3	0.8	6	0		
Nov 5	@ Cle	W	1/1	31	19	61.3	257	8.3	3	0	32	2	36	120.4	5	-5	-1.0	3	0		
Nov 12	@ StL	L	1/1	34	17	50.0	240	7.1	3	2	46	3	27	78.1	0	0	0.0	0	0		
Nov 19	@ Det	L	1/1	51	29	56.9	350	6.9	2	1	27	4	30	83.0	3	18	6.0	12	1		
Nov 26	@ Ari	W	1/1	30	20	66.7	232	7.7	1	0	21	1	7	101.5	0	0	0.0	0	0		
Dec 3	@ Was	W	1/1	29	18	62.1	164	5.7	0	1	43	0	0	63.0	3	1	0.3	2	0		
Dec 10	@ Pit	W	1/1	35	24	68.6	333	9.5	2	0	59	1	7	118.6	0	0	0.0	0	0		
Dec 17	@ Dal	W	1/1	26	12	46.2	140	5.4	1	1	33	1	14	59.8	2	-1	-0.5	1	0		
Dec 23	@ Jax	W	1/1	39	22	56.4	321	8.2	2	1	54	3	28	89.8	1	-1	-1.0	-1	0		
<b>Totals</b>			<b>12-4</b>	<b>16/16</b>	<b>529</b>	<b>311</b>	<b>58.8</b>	<b>3610</b>	<b>6.8</b>	<b>22</b>	<b>13</b>	<b>59</b>	<b>28</b>	<b>243</b>	<b>83.1</b>	<b>41</b>	<b>65</b>	<b>1.6</b>	<b>15</b>	<b>1</b>	

PLAYOFFS																				
Jan 7	@ Phi	W	1/1	19	12	63.2	125	6.6	0	0	33	1	0	82.1	8	17	2.1	9	0	
Jan 14	@ Min	W	1/1	39	28	71.8	381	9.8	5	2	46	0	0	121.7	0	0	0.0	0	0	
Jan 28	vs. Bal	L	1/1	39	15	38.5	112	2.9	0	4	19	4	26	7.1	3	12	4.0	5	0	
<b>Totals</b>			<b>2-1</b>	<b>3/3</b>	<b>97</b>	<b>55</b>	<b>56.7</b>	<b>618</b>	<b>6.4</b>	<b>5</b>	<b>6</b>	<b>46</b>	<b>5</b>	<b>26</b>	<b>67.3</b>	<b>11</b>	<b>29</b>	<b>2.6</b>	<b>9</b>	<b>0</b>

2001 - New York Giants														PASSING				RUSHING			
Date	Opp	W/L	P/S	Att	Cmp	Pct	Yds	Yds/Att	TD	Int	Lg	Sk	Lst	Rating	Att	Yds	Avg	Lg	TD		
Sep 10	@ Den	L	1/1	34	19	55.9	258	7.6	3	0	44	3	13	110.8	3	5	1.7	3	0		
Sep 23	@ KC	W	1/1	34	20	58.8	208	6.1	0	3	32	1	7	39.8	3	10	3.3	11	0		
Sep 30	@ NO	W	1/1	18	9	50.0	135	7.5	1	0	46	5	35	93.5	3	10	3.3	6	0		
Oct 7	@ Was	W	1/1	29	15	51.7	177	6.1	1	2	23	1	10	53.4	2	-2	-1.0	-1	0		
Oct 14	@ StL	L	1/1	32	17	53.1	242	7.6	1	2	42	3	15	62.2	2	11	5.5	8	0		
Oct 22	@ Phi	L	1/1	33	21	63.6	162	4.9	0	0	38	3	20	75.6	2	9	4.5	9	0		
Oct 28	@ Was	L	1/1	52	32	61.5	346	6.7	3	1	33	1	0	92.3	4	9	2.3	4	0		
Nov 4	@ Dal	W	1/1	34	24	70.6	280	8.2	3	2	48	4	15	100.9	2	11	5.5	8	0		
Nov 11	@ Ari	W	1/1	24	15	62.5	155	6.5	1	1	27	2	7	77.9	4	-2	-2.0	3	0		
Nov 19	@ Min	L	1/1	37	21	56.8	321	8.7	0	2	32	4	24	63.0	3	9	3.0	5	0		
Nov 25	@ Oak	L	1/1	38	19	50.0	184	4.8	0	0	29	3	24	63.9	2	3	1.5	3	0		
Dec 9	@ Dal	L	1/1	26	13	50.0	122	4.7	1	1	36	1	8	60.1	1	0	0.0	0	0		
Dec 15	@ Ari	W	1/1	32	14	43.8	147	4.6	2	0	26	1	2	78.5	2	2	1.0	2	0		
Dec 23	@ Sea	W	1/1	47	30	63.8	338	7.2	1	0	28	1	6	92.3	2	-1	-0.5	0	0		
Dec 30	@ Phi	L	1/1	39	22	56.4	303	7.8	1	0	74	2	12	90.0	2	-1	-0.5	0	0		
Jan 6	@ GB	L	1/1	59	36	61.0	386	6.5	1	2	29	1	8	71.7	2	0	0.0	0	0		
<b>Totals</b>			<b>7-9</b>	<b>16/16</b>	<b>568</b>	<b>327</b>	<b>57.6</b>	<b>3764</b>	<b>6.6</b>	<b>19</b>	<b>16</b>	<b>74</b>	<b>36</b>	<b>206</b>	<b>77.1</b>	<b>39</b>	<b>73</b>	<b>1.9</b>	<b>11</b>	<b>0</b>	

2002 - New York Giants														PASSING				RUSHING			
Date	Opp	W/L	P/S	Att	Cmp	Pct	Yds	Yds/Att	TD	Int	Lg	Sk	Lst	Rating	Att	Yds	Avg	Lg	TD		
Sep 5	@ SF	L	1/1	45	28	62.2	342	7.6	0	3	27	3	24	57.8	1	4	0.4	4	0		
Sep 15	@ StL	W	1/1	26	22	84.6	307	11.8	1	1	38	2	16	113.0	7	3	4.0	4	0		
Sep 22	@ Sea	W	1/1	38	23	60.5	282	7.4	0	0	49	3	25	83.4	3	-4	-1.3	-1	0		
Sep 29	@ Ari	L	1/1	36	19	52.8	199	5.5	0	2	23	1	3	49.5	0	0	0.0	0	0		
Oct 6	@ Dal	W	1/1	27	18	66.7	228	8.4	3	1	56	2	16	114.1	5	-4	-0.8	0	0		
Oct 13	@ Atl	L	1/1	31	20	64.5	204	6.6	1	1	19	3	14	80.6	2	-3	-1.5	-1	0		
Oct 28	@ Phi	L	1/1	34	20	58.8	251	7.4	0	0	38	1	6	81.9	1	-1	-1.0	-1	0		
Nov 3	@ Jax	W	1/1	28	20	71.4	228	8.1	1	0	36	3	11	107.2	2	11	5.5	8	0		
Nov 10	@ Min	W	1/1	35	25	71.4	300	8.6	2	1	46	1	9	105.3	3	-4	-1.3	-1	0		
Nov 17	@ Was	W	1/1	46	22	47.8	211	4.6	2	2	35	0	0	50.2	4	-5	-1.3	-1	0		
Nov 24	@ Hou	L	1/1	41	18	43.9	214	5.2	1	2	31	2	13	48.2	0	0	0.0	0	0		
Dec 1	@ Ten	L	1/1	36	22	61.1	283	7.9	2	0	34	1	0	104.4	2	-4	-2.0	-2	0		
Dec 8	@ Was	W	1/1	31	17	54.8	212	6.8	2	0	32	1	7	97.8	0	0	0.0	0	0		
Dec 15	@ Dal	W	1/1	27	13	48.1	190	7.0	0	0	33	0	0	71.5	2	-1	-0.5	0	0		
Dec 22	@ Ind	W	1/1	29	23	79.3	366	12.6	4	0	82	0	0	158.3	5	-3	-0.6	1	0		
Dec 28	@ Phi	W	1/1	35	25	71.4	256	7.3	1	1	33	1	8	89.7	6	8	-1.3	8	0		
<b>Totals</b>			<b>10-6</b>	<b>16/16</b>	<b>545</b>	<b>335</b>	<b>61.5</b>	<b>4073</b>	<b>7.5</b>	<b>19</b>	<b>14</b>	<b>82</b>	<b>24</b>	<b>152</b>	<b>85.4</b>	<b>44</b>	<b>-3</b>	<b>-1.0</b>	<b>8</b>	<b>0</b>	

PLAYOFFS																				
Jan 5	@ SF	L	1/1	43	29	67.4	342	8.0	4	1	46	2	15	112.7	0	0	0.0	0	0	
<b>Totals</b>			<b>0-1</b>	<b>1/1</b>	<b>43</b>	<b>29</b>	<b>67.4</b>	<b>342</b>	<b>8.0</b>	<b>4</b>	<b>1</b>	<b>46</b>	<b>2</b>	<b>15</b>	<b>112.7</b>	<b>0</b>	<b>0</b>	<b>0.0</b>	<b>0</b>	<b>0</b>

2003 - New York Giants														PASSING				RUSHING			
Date	Opp	W/L	P/S	Att	Cmp	Pct	Yds	Yds/Att	TD	Int	Lg	Sk	Lst	Rating	Att	Yds	Avg	Lg	TD		
Sep 7	@ StL	W	1/1	26	14	53.8	202	7.8	0	0	77	2	15	79.3	2	2	1.0	3	0		
Sep 15	@ Dal	L	1/1	51	21	41.2	265	5.2	3	2	40	2	9	61.3	1	-1	-1.0	-1	0		
Sep 21	@ Was	W	1/1	39	24	61.5	276	7.1	3	0	54	1	6	109.7	2	-3	-1.5	-1	0		
Oct 5	@ Mia	L	1/1	43	31	72.1	276	6.4	0	3	22	1	3	59.8	0	0	0.0	0	0		
Oct 12	@ NE	L	1/1	59	35	59.3	314	5.3	0	4	27	2	8	45.4	1	4	4.0	4	0		
Oct 19	@ Phi	L	1/1	36	22	61.1	174	4.8	1	0	20	3	15	62.4	4	28	7.0	11	0		
Oct 26	@ Min	W	1/1	39	23	59.0	375	9.6	2	1	51	1	8	97.7	3	1	0.3	3	0		
Nov 2	@ NYJ	W	1/1	40	24	60.0	303	7.6	2	0	39	1	5	100.8	1	-1	-1.0	-1	0		
Nov 9	@ Atl	L	1/1	40	25	62.5	202	5.1	0	2	28	2	9	54.4	0	0	0.0	0	0		
Nov 16	@ Phi	L	1/1	44	25	56.8	268	6.1	1	1	48	3	16	72.9	1	-3	-3.0	-3	0		
Nov 24	@ TB	L	1/1	34	18	52.9	160	4.7	0	2	18	3	27	41.3	2	22	11.0	22	0		
Nov 30	@ Buf	L	1/1	35	17	48.6	233	6.7	1	0	77	6	35	79.8	0	0	0.0	0	0		
Dec 7	@ Was	L	1/1	14	5	35.7	62	4.4	0	1	19	1	8	20.5	0	0	0.0	0	0		



## Kerry Collins' NFL Statistics

Year	Team	GP/GS	PASSING										RUSHING					
			Att	Cmp	Pct	Yds	Yd/att	TD	INT	Lg	Sk	Yds	Rat	Att	Yds	Avg	Lg	TD
1995	Car.	15/13	433	214	49.4	2717	6.27	14	19	89	24	150	61.9	42	74	1.8	10	3
1996	Car.	13/12	364	204	56.0	2454	6.74	14	9	55	18	114	79.4	32	38	1.2	14	0
1997	Car.	13/13	381	200	52.5	2124	5.57	11	21	59	27	200	55.7	26	65	2.5	21	1
1998	Car./NO	11/11	353	170	48.2	2213	6.27	12	15	89	31	191	62.0	30	153	5.1	20	1
1999	NYG	10/7	331	190	57.4	2318	7.01	8	11	80	16	112	73.3	19	36	1.9	11	2
2000	NYG	16/16	529	311	58.8	3610	6.82	22	13	59	28	243	83.1	41	65	1.6	15	1
2001	NYG	16/16	568	327	57.6	3764	6.63	19	16	74	36	206	77.1	39	73	1.9	11	0
2002	NYG	16/16	545	335	61.5	4073	7.47	19	14	82	24	152	85.4	44	-3	-0.1	8	0
2003	NYG	13/13	500	284	56.8	3110	6.22	13	16	77	28	164	70.7	17	49	2.9	22	0
2004	Oak.	14/13	513	289	56.3	3495	6.81	21	20	63	25	144	74.8	16	36	2.3	8	0
2005	Oak.	15/15	565	302	53.5	3759	6.65	20	12	79	39	261	77.3	17	39	2.3	18	1
2006	Tenn.	4/3	90	42	46.7	549	6.11	1	6	36	4	23	42.3	0	0	0	0	0
2007	Tenn.	6/1	82	50	61.0	531	6.48	0	0	46	5	42	79.9	3	-3	-1.0	-1	0
<b>NFL Totals</b>		<b>162/149</b>	<b>5254</b>	<b>2918</b>	<b>55.5</b>	<b>34717</b>	<b>6.61</b>	<b>174</b>	<b>172</b>	<b>89</b>	<b>305</b>	<b>2002</b>	<b>73.3</b>	<b>326</b>	<b>622</b>	<b>1.9</b>	<b>22</b>	<b>9</b>

Year	Team	GP/GS	PASSING										RUSHING					
			Att	Cmp	Pct	Yds	Yd/att	TD	INT	Lg	Sk	Yds	Rat	Att	Yds	Avg	Lg	TD
1996	Car.	2/2	59	31	52.5	315	5.34	3	3	27	2	9	63.9	7	4	0.6	8	0
2000	NYG	3/3	97	55	56.7	618	6.37	5	6	46	5	26	67.3	11	29	2.6	9	0
2002	NYG	1/1	43	29	67.4	342	7.95	4	1	46	2	15	112.7	0	0	0.0	0	0
2007	Tenn.	0/0	0	0	0	0	0	0	0	0	0	-	0	0	0.0	0	0	
<b>Playoff Totals</b>		<b>6/6</b>	<b>199</b>	<b>115</b>	<b>57.8</b>	<b>1275</b>	<b>6.41</b>	<b>12</b>	<b>10</b>	<b>46</b>	<b>9</b>	<b>50</b>	<b>76.1</b>	<b>18</b>	<b>33</b>	<b>1.8</b>	<b>9</b>	<b>0</b>

### Single-Game Highs

Attempts - 59 (two times, last at New England 10/12/03)  
 Completions - 36 vs. Green Bay (1/6/02)  
 Yards - 386 vs. Green Bay (1/6/02)  
 Completion Percentage - 84.6% at St. Louis (9/15/02)  
 Touchdowns - 5 (two times, last vs. Tennessee 12/19/04)  
 Long Pass - 89 (two times, last vs. Houston 12/6/98)  
 Interceptions - 4 (two times, last at New England 10/12/03)  
 Passer Rating - 158.3 at Indianapolis (12/22/02)  
 Rushing Attempts - 7 at St. Louis (9/15/02)  
 Rushing Yards - 28 vs. Philadelphia (10/19/03)  
 Longest Rush - 22 at Tampa Bay (11/24/03)  
 Rushing Touchdowns - 1 vs. Miami (11/27/05)

### Playoff Highs

Attempts - 43 at San Francisco (1/5/03)  
 Completions - 29 at San Francisco (1/5/03)  
 Yards - 381 vs. Minnesota (1/14/01)  
 Completion Percentage - 71.8% vs. Minnesota (1/14/01)  
 Touchdowns - 5 vs. Minnesota (1/14/01)  
 Long Pass - 46 (two times, last at San Francisco 1/5/03)  
 Interceptions - 4 vs. Baltimore (1/28/01)  
 Passer Rating - 121.7 vs. Minnesota (1/14/01)  
 Rushing Attempts - 8 vs. Philadelphia (1/7/01)  
 Rushing Yards - 17 vs. Philadelphia (1/7/01)  
 Longest Rush - 9 vs. Philadelphia (1/7/01)  
 Rushing Touchdowns - none



## Annual Titans Golf Classic is Team's Largest Fund-Raiser



Titans quarterback Kerry Collins fires away during the team's charity golf classic last June at Hillwood Country Club in Nashville. The annual event raised approximately \$100,000 for the Tennessee Titans Foundation.

Front Office

Coaching Staff

Collins

Rookies

2007 Season

Records

History

Playoff History

Sidelines

77



Sean  
**CONOVER**



**DEFENSIVE END**

6'5" • 275 lbs. • Born: 7.31.84 • Exp. (NFL/Titans): 3/3 • FA – 2006 • Bucknell  
2007 GP/GS: 5/0 (Playoffs 0/0) • Career GP/GS: 11/2 (Playoffs 0/0) • Whitman, MA

**PRO:** Sean Conover enters his third NFL season with the possibility of contributing heavily in the team's rotation at defensive end. The tall, athletically-framed player has impressed with his quickness and high motor in his first two seasons. He has played in 11 games with two starts in his career, including five appearances in 2007. His career totals include 25 tackles. As a rookie in 2006, Conover used his quickness and a tall, athletic frame to impress during the preseason. He earned a spot on the practice squad, where he spent 11 weeks, and then was promoted to the active roster on Nov. 22, 2006. The Titans originally signed him as a rookie free agent on May 5, 2006.

**TITANS TIDBITS:**

- Conover entered Bucknell as a tight end and played the position during his freshman season. However, a new coaching staff was hired after that year. New head coach Tim Landis implemented the option offense, and as a result, Conover moved to the other side of the ball and became one of the Patriot League's standout defensive linemen.
- Conover is the son of Patty, a teacher's aid, and Wayne, a bus driver. His sister, Allison, is a cheerleader at Framingham State College.

**CAREER HIGHLIGHTS:**

- 2007 (5/0, 0/0):** Played in five games in second season and totaled four tackles.
- Played at Jacksonville (9/9), vs. Indianapolis (9/16), at New Orleans (9/24), vs. Jacksonville (11/11) and at Cincinnati (11/25).
- At Cincinnati (11/25), posted season-high two tackles.
- 2006 (6/2):** Played six games with two starts and totaled 21 tackles, one tackle for loss and two quarterback pressures. Spent first 11 weeks of season on practice squad.

- Against N.Y. Giants (11/26), started at right defensive end in NFL debut and totaled season-high seven tackles and a quarterback pressure in 24-21 victory.

**COLLEGE:**

- In four-year career at Bucknell, played in 36 games and made 34 consecutive starts. Finished career with 142 tackles, 33 tackles for loss, 17.5 sacks (fifth in school history), nine fumbles forced, three fumble recoveries and nine passes defended.
- As senior, started all 11 games and repeated as first-team All-Patriot League selection. Completed season with 44 tackles, nine tackles for loss and three sacks. Also played tight end and hauled in seven receptions for 102 yards.
- As junior, started all 11 games and named Patriot League Defensive Player of the Year after recording career-highs in tackles (55), sacks (10.5), tackles for loss (18), forced fumbles (5) and passes defended (4).
- Received degree in economics in May 2006.

**PERSONAL:**

- Single, splits time between Nashville and Whitman, Mass.
- At Whitman-Hanson (Whitman, Mass.) High School, named all-league, *Brockton Enterprise* and *Patriot-Ledger* all-scholastic teams, WATD Distinguished Player of the Year and Shriner's All-Star selection playing tight end and defensive end.
- Also was basketball team captain and led league in scoring as senior forward.
- List of favorites: (movie) "Goodfellas"; (TV show) "Seinfeld"; (actor) Robert De Niro; (music) country and rap; (school subject) biology; (sports team other than the Titans) Boston Red Sox; (vacation getaway) Aruba; and (food) "anything that Mom cooks."
- Born Sean Wayne Conover on July 31, 1984 in Brockton, Mass.



CONOVER GAME-BY-GAME

2006 Tennessee Titans														2007 Tennessee Titans															
Date	Opp	W/L	P/S	Tot	Solo	Sk	QBP	TFL	Int	Yds	PD	FF	FR	Spt	Date	Opp	W/L	P/S	Tot	Solo	Sk	QBP	TFL	Int	Yds	PD	FF	FR	Spt
Sept 10	NYJ	L													Sept 9	@ Jax	W	1/0	1	0	0.0	0	0	0	0	0	0	0	0
Sept 17	@ SD	L													Sept 16	Ind	L	1/0	0	0.0	0	0	0	0	0	0	0	0	0
Sept 24	@ Mia	L													Sept 24	@ NO	W	1/0	0	0.0	0	0	0	0	0	0	0	0	0
Oct 1	Dal	L													Oct 7	Atl	W												
Oct 8	@ Ind	L													Oct 14	@ TB	L												
Oct 15	@ Was	W													Oct 21	@ Hou	W												
Oct 29	Hou	W													Oct 28	Oak	W												
Nov 5	@ Jax	L													Nov 4	Car	W												
Nov 12	@ Bal	L													Nov 11	Jax	L	1/0	1	1	0.0	0	0	0	0	0	0	0	0
Nov 19	@ Phi	W													Nov 19	@ Den	L												
Nov 26	NYG	W	1/1	7	5	0.0	1	0	0	0	0	0	0	0	Nov 25	@ Cin	L	1/0	2	1	0.0	0	0	0	0	0	0	0	0
Dec 3	Ind	W	1/0	4	3	0.0	0	1	0	0	0	0	0	0	Dec 2	Hou	W												
Dec 10	@ Hou	W	1/0	0	0	0.0	0	0	0	0	0	0	0	0	Dec 9	SD	L												
Dec 17	Jax	W	1/0	3	1	0.0	1	0	0	0	0	0	0	0	Dec 16	@ KC	W												
Dec 24	@ Buf	W	1/0	3	1	0.0	0	0	0	0	0	0	0	0	Dec 23	NYJ	W												
Dec 31	NE	L	1/1	4	2	0.0	0	0	0	0	0	0	0	0	Dec 30	@ Ind	W												
<b>Totals</b>	<b>8-8</b>	<b>6/2</b>	<b>21</b>	<b>12</b>	<b>0.0</b>	<b>2</b>	<b>1</b>	<b>0</b>	<b>0</b>	<b>0</b>	<b>0</b>	<b>0</b>	<b>0</b>	<b>0</b>	<b>Totals</b>	<b>10-6</b>	<b>5/0</b>	<b>4</b>	<b>2</b>	<b>0.0</b>	<b>0</b>	<b>0</b>	<b>0</b>	<b>0</b>	<b>0</b>	<b>0</b>	<b>0</b>	<b>0</b>	<b>0</b>
<b>Playoffs</b>														<b>Playoffs</b>															
Jan 6 @ SD L INACTIVE														Jan 6 @ SD L INACTIVE															
<b>Totals</b>														<b>Totals</b>															
0-1														0/0 0 0 0.0 0 0 0 0 0 0 0 0															

Sean Conover's NFL Statistics

Year	Team	TACKLES							INTERCEPTIONS				FUMBLES				
		GP	GS	Tot	Solo	Asst	Sk	Yds	No	Yds	Lg	TD	PD	FF	FR	Yds	ST
2006	Tennessee	6	2	21	12	9	0.0	0.0	0	0	0	0	0	0	0	0	0
2007	Tennessee	5	0	4	2	2	0.0	0.0	0	0	0	0	0	0	0	0	0
<b>NFL Totals</b>		<b>11</b>	<b>2</b>	<b>25</b>	<b>14</b>	<b>11</b>	<b>0.0</b>	<b>0.0</b>	<b>0</b>	<b>0</b>	<b>0</b>	<b>0</b>	<b>0</b>	<b>0</b>	<b>0</b>	<b>0</b>	<b>0</b>

Year	Team	TACKLES							INTERCEPTIONS				FUMBLES				
		GP	GS	Tot	Solo	Asst	Sk	Yds	No	Yds	Lg	TD	PD	FF	FR	Yds	SpT
2007	Tennessee	0	0	0	0	0	0.0	0.0	0	0	0	0	0	0	0	0	0
<b>Playoff Totals</b>		<b>0</b>	<b>0</b>	<b>0</b>	<b>0</b>	<b>0</b>	<b>0.0</b>	<b>0.0</b>	<b>0</b>	<b>0</b>	<b>0</b>	<b>0</b>	<b>0</b>	<b>0</b>	<b>0</b>	<b>0</b>	<b>0</b>

Single-Game Highs

Tackles - 7 vs. N.Y. Giants (12/3/06)

51



Jorge  
CORDOVA



LINEBACKER

6'1" • 244 lbs. • Born: 9.25.81 • Exp. (NFL/Titans): 4/1 • FA – 2007 • Nevada  
 2007 GP/GS: 4/0 (Playoffs 0/0) • Career GP/GS: 17/0 (Playoffs 0/0) • San Diego, CA

**PRO:** A talented outside linebacker with strong pass-rushing abilities, Jorge Cordova enters his first full season with the Titans in 2008. His career statistics include nine special teams tackles and three stops on defense in 17 games. He has spent most of his career in Jacksonville after being drafted by the Jaguars in 2004. A left knee injury de-railed his first two seasons, landing him on injured reserve in both 2004 and 2005. After playing 13 games in 2006, he was released by the Jaguars on Aug. 27, 2007. He spent a brief time with the Miami Dolphins (Aug. 29-Sept. 1, 2007) before re-

joining the Jaguars (Nov. 6-12, 2007; Nov. 19-27, 2007). The Titans signed him as a free agent on Dec. 18, 2007. Cordova was originally drafted in the third round (86th overall) of the 2004 NFL Draft.

**TITANS TIDBITS:**

- Cordova was selected by his Jaguars teammates as their Ed Block Courage Award winner in 2006. He was recognized for his dedication in returning from a severe left knee injury in 2004.
- During the 2008 offseason, Cordova hosted his second annual youth football camp at

Front Office

Coaching Staff

Conover/Cordova

Rookies

2007 Season

Records

History

Playoff History

Sidelines

Murrieta (Calif.) High School. The week-long camp teaches fundamentals to players in grades 5-8 and raises money for the high school's football program.

**CAREER HIGHLIGHTS:**

**2007 (2/0 – Jacksonville; 2/0, 0/0 – Tennessee):** Saw action in two games as a reserve with Jaguars, playing primarily on special teams coverage units at Tennessee (11/11) and against Buffalo (11/25). Played two games with Titans (12/23 vs. N.Y. Jets and 12/30 at Indianapolis) and totaled one special teams tackle.

- Against N.Y. Jets (12/23), made Titans debut and notched one special teams tackle.

**2006 (13/0 – Jacksonville):** Played in 13 games and totaled three solo tackles on defense. Added eight special teams stops on coverage units.

- Saw extensive action on defense at Philadelphia (10/29) and at Miami (12/3).

- Against N.Y. Jets (10/8), recorded one tackle and recovered blocked punt at Jets' eight-yard line.

- Against Indianapolis (12/10), blocked punt that was recovered by Jaguars.

**2005 (0/0 – Jacksonville):** Sat out entire season after being placed on injured reserve with left knee injury.

**2004 (0/0 – Jacksonville):** Missed his rookie campaign after being placed on injured reserve with a left ACL injury during training camp.

**COLLEGE:**

- Started all 42 games in his career at the University of Nevada and finished with 29.5 sacks.

- Twice named the team's Outstanding Defensive Player. Selected All-Western Athletic Conference first-team and Defensive Player of the Year by The NFL Draft Report as a senior.

- Majored in human development and family counseling at Nevada.

**PERSONAL:**

- Engaged to Syreeta Blas (March 2009), splits time between Nashville and San Diego.

- Attended Murrieta (Calif.) High and lettered twice in football and basketball.

- Earned All-League honors and All-County honorable mention in basketball and second-team All-League, team MVP, and team Defensive Player of the Year in football. In 1998, both football and basketball teams won league championships and the basketball team repeated the feat in 1999.

- List of favorites: (movie) "Goodfellas"; (TV show) "The George Lopez Show" and "The Office"; (actor) Robert De Niro; (musicians) Lil Rob and P.O.D.; (vacation getaways) Jamaica and Europe; (sports team other than the Titans) L.A. Lakers; (school subject) history; (car) 1963 Chevy Impala; and (food) Mexican and Italian food.

- Born Jorge Cordova (pronounced HOR-hay) on Sept. 25, 1981 in San Diego, Calif.

**CORDOVA GAME-BY-GAME**

2006 Jacksonville Jaguars														2007 Jacksonville/Tennessee																
Date	Opp	W/L	P/S	Tot	Solo	Sk	QB	TFL	Int	Yds	PD	FF	FR	SpT	Date	Opp	W/L	P/S	Tot	Solo	Sk	QB	TFL	Int	Yds	PD	FF	FR	SpT	
Sept 10	Dal	W	1/0	0	0	0	0	0	0	0	0	0	0	0	2	Sept 9	Ten	L	0/0											
Sept 18	Pit	W	1/0	0	0	0	0	0	0	0	0	0	0	0	Sept 16	Atl	W	0/0												
Sept 24	@ Ind	L	1/0	0	0	0	0	0	0	0	0	0	0	0	Sept 23	@ Den	W	0/0												
Oct 1	@ Was	L	1/0	0	0	0	0	0	0	0	0	0	0	2	Oct 7	@ KC	W	0/0												
Oct 8	NYJ	W	1/0	0	0	0	0	0	0	0	0	0	0	1	Oct 14	Hou	W	0/0												
Oct 22	@ Hou	L	1/0	0	0	0	0	0	0	0	0	0	0	1	Oct 22	Ind	L	0/0												
Oct 29	@ Phi	W	1/0	1	1	0	0	0	0	0	0	0	0	0	Oct 28	@ TB	W	0/0												
Nov 5	Ten	W	1/0	1	1	0	0	0	0	0	0	0	0	0	Nov 4	@ NO	L	0/0												
Nov 12	Hou	L													Nov 11	@ Ten	W	1/0	0	0	0	0	0	0	0	0	0	0	0	0
Nov 20	NYG	W													Nov 18	SD	W	0/0												
Nov 26	@ Buf	L	1/0	1	1	0	0	0	0	0	0	0	0	0	Nov 25	Buf	W	1/0	0	0	0	0	0	0	0	0	0	0	0	0
Dec 3	@ Mia	W	1/0	0	0	0	0	0	0	0	0	0	0	1	Dec 2	@ Ind	L													
Dec 10	@ Ind	W	1/0	0	0	0	0	0	0	0	0	0	0	0	Dec 9	Car	W													
Dec 17	@ Ten	L	1/0	0	0	0	0	0	0	0	0	0	0	1	Dec 16	@ Pit	W													
Dec 24	NE	L	1/0	0	0	0	0	0	0	0	0	0	0	0	Dec 23	NYJ	W	1/0	0	0	0	0	0	0	0	0	0	0	0	1
Dec 31	@ KC	L												0	Dec 30	@ Ind	W	1/0	0	0	0	0	0	0	0	0	0	0	0	0
<b>Totals</b>			<b>8-8</b>	<b>13/0</b>	<b>3</b>	<b>3</b>	<b>0</b>	<b>0</b>	<b>0</b>	<b>0</b>	<b>0</b>	<b>0</b>	<b>0</b>	<b>0</b>	<b>8</b>	<b>Totals</b>			<b>12-4</b>	<b>4/0</b>	<b>0</b>	<b>0</b>	<b>0</b>	<b>0</b>	<b>0</b>	<b>0</b>	<b>0</b>	<b>0</b>	<b>0</b>	<b>1</b>
With Jacksonville for first 14 regular season games; with Tennessee for final two games																														
<b>Playoffs</b>																														
Jan 6 @ SD L														DID NOT PLAY																
<b>Totals</b>														0-1 0/0 0 0 0 0 0 0 0 0 0 0 0 0 0																

Front Office  
Coaching Staff  
Cordova  
Rookies  
2007 Season  
Records  
History  
Playoff History  
Sidelines

## Jorge Cordova's NFL Statistics

Year	Team	TACKLES							INTERCEPTIONS					FUMBLES		
		GP	GS	Tot	Solo	Asst	Sk	Yds	No Yds	Lg	TD	PD	FF	ER	Yds	SpT
2006	Jacksonville	13	0	3	3	0	0.0	0.0	0	0	0	0	0	0	0	8
2007	Jack/Tenn	4	0	0	0	0	0.0	0.0	0	0	0	0	0	0	1	
<b>NFL Totals</b>		<b>17</b>	<b>0</b>	<b>3</b>	<b>3</b>	<b>0</b>	<b>0.0</b>	<b>0.0</b>	<b>0</b>	<b>0</b>	<b>0</b>	<b>0</b>	<b>0</b>	<b>0</b>	<b>9</b>	

Year	Team	TACKLES							INTERCEPTIONS					FUMBLES		
		GP	GS	Tot	Solo	Asst	Sk	Yds	No Yds	Lg	TD	PD	FF	ER	Yds	SpT
2007	Tennessee	0	0	0	0	0	0.0	0.0	0	0	0	0	0	0	0	
<b>Playoff Totals</b>		<b>0</b>	<b>0</b>	<b>0</b>	<b>0</b>	<b>0</b>	<b>0.0</b>	<b>0.0</b>	<b>0</b>	<b>0</b>	<b>0</b>	<b>0</b>	<b>0</b>	<b>0</b>	<b>0</b>	

### Single-Game Highs

Tackles - 1 (three times, last at Buffalo 11/26/06)  
 Special Team Tackles - 2 (two times, last vs. Washington 10/1/06)

### Additional Statistics

Special Teams Fumble Recovery - 1 (2006)

# 48



## Casey CRAMER



### FULLBACK

6'2" • 250 lbs. • Born: 1.5.82 • Exp. (NFL/Titans): 4/3 • W (Car) – 2006 • Dartmouth  
 2007 GP/GS: 5/1 (Playoffs 0/0) • Career GP/GS: 27/2 (Playoffs 1/0) • Middleton, WI

**PRO:** An asset on special teams and a reserve tight end and fullback, Cramer enters his fourth season in the NFL. Claimed off waivers from the Panthers a week before the start of the 2006 regular season, Cramer quickly transitioned into Tennessee's system providing depth at tight end and fullback, as well as playing a prominent role on special teams. Last season, the Dartmouth alum appeared in five games with one start at fullback (11/4 vs. Carolina) and registered four special teams tackles. In 2006, Cramer played in 15 games, recorded a career-high two receptions for eight yards, 15 special team tackles, two fumble recoveries and one blocked punt. In 2005, Cramer was signed to the Panthers practice squad on Sept. 5 before signing to the active roster on Dec. 16, 2005. Cramer played in one contest on special teams and in the NFC Championship he saw action at fullback and on special teams. In 2004, he was signed as a free agent by the Panthers after spending 10 weeks on the Titans' practice squad and played in six contests with one start at fullback. Cramer also spent time during training camp with the Buccaneers and the Jets. Cramer was originally selected by the Buccaneers in the seventh round (228th

overall) of the 2004 NFL Draft.

### TITANS TIDBITS:

- Now in his fourth season in the NFL, Cramer started his plan for life after football when he was a rookie. In four off-seasons, Cramer has attended four NFL Business Management and Entrepreneurial Programs at Wharton School of the University of Pennsylvania, Harvard Business School, Stanford Graduate School of Business and Kellogg School of Management at Northwestern University. This past offseason he attended the Kellogg program which focused on developing and selling a brand and evaluating franchise opportunities. The Dartmouth alum has also interned with Wachovia (Charlotte) in the corporate investment department and in the broker retail department (Nashville).
- During the 2008 offseason Cramer participated in a PSA campaign entitled "Raise Your Glasses" for the Nashville Opera, a program that featured 15 Nashville celebrities and personalities. Cramer, who was raised with an appreciation for the arts, was interested in the opportunity in part because of his family's experience in the performing arts. The campaign was part of an effort to raise \$12 million for educational outreach

through the Fund for Artistic Excellence and the Noah Liff Opera Center, the company's first ever permanent headquarters.

- A seventh-round selection by the Buccaneers in the 2004 NFL Draft, Cramer doesn't take anything for granted in the NFL and prides himself on staying grounded. Often ridiculed by teammates, Cramer has maintained his 1999 Toyota Corolla with 130,000 miles instead of buying a luxury vehicle. Cramer says his priority is saving his finances and growing them with investments for the future.

- Cramer serves on the Board of Directors of the Boys and Girls Club of Middle Tennessee and has been actively involved the last two years.

- Cramer has passed the Series 7 financial certification exam and is now certified to sell stocks and bonds. Cramer has taken the GMAT and is interested in business school after his NFL career.

**CAREER HIGHLIGHTS:**

**2007 (5/1, 0/0 - Tennessee):** Saw action in five games with one start at fullback against Carolina (11/4). Registered four special teams tackles on coverage units and led the team in special teams tackles once in 2007 (at TB). Was inactive for 11 regular season games and the playoff contest at San Diego.

- At Tampa Bay (10/14), saw action in a reserve role at tight end and fullback. Led the team with two special teams tackles.

- Against Carolina (11/4), started at fullback and helped open holes for Titans' ball carriers to gain 140 rushing yards in the Titans' 20-7 victory over the Panthers.

**2006 (15/0 - Tennessee):** Played in 15 games after being claimed off waivers (Carolina) by Titans on Sept. 3. Cramer recorded a career-high two receptions for eight yards. On special teams he tied for fourth on the team with 15 special teams tackles, two fumble recoveries and blocked one punt. He was inactive one contest (11/12 against Baltimore).

- At Miami (9/24), posted first career reception for six yards.

- Named AFC Special Teams Player of Week after posting team-high three tackles on special teams, one fumble recovery and blocked punt at Washington (10/15).

**2005 (1/0, 1/1 - Carolina):** Waived during training camp by Panthers (9/3) before being signed to practice squad, where he spent first 13 games of season. Signed to 53-man roster (12/16) and played in one

regular season contest at New Orleans (12/18). Was inactive versus Dallas (12/24), at Atlanta (1/1), NFC Wild Card game at New York Giants (1/8) and in NFC Divisional Playoffs at Chicago (1/15).

- In NFC Championship at Seattle (1/22), saw action as reserve fullback and on special teams.

**2004 (6/1 - Carolina):** Played in six games with one start and was inactive for one contest. Played key role in running back Nick Goings' career-high 821 rushing yards and five touchdowns. Saw action on special teams. Spent time with Buccaneers, Jets and Titans before signing with Panthers (11/17).

- Against New Orleans (1/2), recorded first career start and contributed to an offensive effort that produced 360 total yards.

**COLLEGE:**

- Ranks first in Dartmouth history with 21 touchdown receptions and second in school annuals with 185 catches for 2,477 yards. Appeared in 39 games with 33 starts and led all college tight ends with 72 receptions for 1,017 yards and seven touchdowns as junior in 2002. Posted 11 career games with 100 yards or more of receiving.

- Cramer served as Dartmouth's backup punter for away games during his career and even lined up as an option quarterback for a few plays as a sophomore when three of the team's quarterbacks were lost to injuries.

- Graduated in May of 2004 with degree in psychology.

**PERSONAL:**

- Splits time between Nashville and Middleton, Wis.

- Earned eight varsity letters in football, basketball and track at Middleton (Wis.) HS and selected as team captain in all three sports. Played three different positions on football team (tight end, linebacker and punter). Earned All-Conference and All-Area in football and basketball and honorable mention All-State as a senior.

- Hobbies include golf, yoga and Frisbee golf.

- List of favorites: (movie) "Forest Gump"; (music artist) Cool Hand Luke; (actor/actress) Chris Farley/Scarlett Johansson; (book) "Wild at Heart"; (food) Johnsonville brats and sauerkraut; (car) 1999 Toyota Corolla; (vacation getaway) Wisconsin Dells.

- Born Casey Ross Cramer on Jan. 5, 1982 in Madison, Wis.

## CRAMER GAME-BY-GAME

Front Office

Coaching Staff

Cramer

Rookies

2007 Season

Records

History

Playoff History

Sidelines

2004 Carolina Panthers		RECEPTIONS						KICKOFF RETURNS					
Date	Opp.	W/L	P/S	Rec.	Yds.	Avg.	Long	TD	No	Yds.	Avg.	Long	TD
Sept 13	GB	L											
Sept 19	@ KC	W											
Oct 3	Atl	L											
Oct 10	@ Den	L											
Oct 17	@ Phi	L											
Oct 24	SD	L											
Oct 31	@ Sea	L											
Nov 7	Oak	L											
Nov 14	@ SF	W											
Nov 21	Ari	W	1/0	0	0	0.0	0	0	0	0	0.0	0	0
Nov 28	TB	W	1/0	0	0	0.0	0	0	0	0	0.0	0	0
Dec 5	@ NO	W	1/0	0	0	0.0	0	0	0	0	0.0	0	0
Dec 12	Str	W	1/0	0	0	0.0	0	0	0	0	0.0	0	0
Dec 18	@ Atl	L											
Dec 26	@ TB	W	1/0	0	0	0.0	0	0	0	0	0.0	0	0
Jan 02	NO	L	1/1	0	0	0.0	0	0	0	0	0.0	0	0
<b>Totals</b>			7-9	6/1	0	0	0.0	0	0	0	0.0	0	0

2006 Tennessee Titans		RECEPTIONS						KICKOFF RETURNS						
Date	Opp	W/L	P/S	No	Yds	Avg	Lg	TD	No	Yds	Avg	Lg	TD	
Sept 10	NYJ	L	1/0	0	0	0.0	0	0	0	0	0.0	0	0	
Sept 17	SD	L	1/0	0	0	0.0	0	0	1	10	10.0	10	0	
Sept 24	@ Mia	L	1/0	1	6	6.0	6	0	1	21	21.0	21	0	
Oct 1	Dal	L	1/0	0	0	0.0	0	0	1	6	6.0	6	0	
Oct 8	@ Ind	L	1/0	0	0	0.0	0	0	0	0	0.0	0	0	
Oct 15	@ Was	W	1/0	0	0	0.0	0	0	0	0	0.0	0	0	
Oct 29	Hou	W	1/0	0	0	0.0	0	0	0	0	0.0	0	0	
Nov 5	@ Jax	L	1/0	0	0	0.0	0	0	0	0	0.0	0	0	
Nov 12	Bal	L												
Nov 19	@ Phi	W	1/0	0	0	0.0	0	0	0	0	0.0	0	0	
Nov 26	NYG	W	1/0	0	0	0.0	0	0	0	0	0.0	0	0	
Dec 3	Ind	W	1/0	0	0	0.0	0	0	0	0	0.0	0	0	
Dec 10	@ Hou	W	1/0	1	2	2.0	2	0	0	0	0.0	0	0	
Dec 17	Jax	W	1/0	0	0	0.0	0	0	0	0	0.0	0	0	
Dec 24	@ Buf	W	1/0	0	0	0.0	0	0	0	0	0.0	0	0	
Dec 31	NE	L	1/0	0	0	0.0	0	0	0	0	0.0	0	0	
<b>Totals</b>			8-8	15/0	2	8	4.0	6	0	3	37	12.3	21	0

2005 Carolina Panthers		RECEPTIONS						KICKOFF RETURNS					
Date	Opp	W/L	P/S	No	Yds	Avg	Lg	TD	No	Yds	Avg	Lg	TD
Sept 11	NO	L											
Sept 18	NE	W											
Sept 25	@ Mia	L											
Oct 3	GB	W											
Oct 9	@ Ari	W											
Oct 16	@ Det	W											
Oct 30	Min	W											
Nov 6	@ TB	W											
Nov 13	NYJ	W											
Nov 20	@ Chi	L											
Nov 27	@ Buf	W											
Dec 4	Atl	W											
Dec 11	TB	W											
Dec 18	@ NO	W	1/0	0	0	0.0	0	0	0	0	0.0	0	0
Dec 24	Dal	L											
Jan 1	@ Atl	W											
<b>Totals</b>			11-5	1/0	0	0	0.0	0	0	0	0.0	0	0
Playoffs		RECEPTIONS						KICKOFF RETURNS					
Date	Opp	W/L	P/S	No	Yds	Avg	Lg	TD	No	Yds	Avg	Lg	TD
Jan 8	@ NYG	W											
Jan 15	@ Chi	W											
Jan 22	@ Sea	L	1/0	0	0	0.0	0	0	0	0	0.0	0	0
<b>Totals</b>			2-1	1/0	0	0	0.0	0	0	0	0.0	0	0

2007 Tennessee Titans		RECEPTIONS						KICKOFF RETURNS						
Date	Opp	W/L	P/S	No	Yds	Avg	Lg	TD	No	Yds	Avg	Lg	TD	
Sept 9	@ Jax	W												
Sept 16	Ind	L												
Sept 24	@ NO	W												
Oct 7	Atl	W												
Oct 14	@ TB	L	1/0	0	0	0.0	0	0	0	0	0.0	0	0	
Oct 21	@ Hou	W												
Oct 28	Oak	W	1/0	0	0	0.0	0	0	1	13	13.0	13	0	
Nov 4	Car	W	1/1	0	0	0.0	0	0	0	0	0.0	0	0	
Nov 11	Jax	L	1/0	0	0	0.0	0	0	0	0	0.0	0	0	
Nov 19	@ Den	L												
Nov 25	@ Cm	L	1/0	0	0	0.0	0	0	0	0	0.0	0	0	
Dec 2	Hou	W												
Dec 9	SD	L												
Dec 16	@ KC	W												
Dec 23	NYJ	W												
Dec 30	@ Ind	W												
<b>Totals</b>			10-6	5/1	0	0	0.0	0	0	1	13	13.0	0	0
Playoffs		RECEPTIONS						KICKOFF RETURNS						
Date	Opp	W/L	P/S	No	Yds	Avg	Lg	TD	No	Yds	Avg	Lg	TD	
Jan 6	@ SD	L												
<b>Playoff totals</b>			0-1	0/0	0	0	0.0	0	0	0	0	0.0	0	0

## Casey Cramer's NFL Statistics

Year	Team	RECEIVING						RUSHING					
		GP	GS	No	Yds	Avg	Lg	TD	Att	Yds	Avg	Lg	TD
2004	Carolina	6	1	0	0	0.0	0	0	0	0	0.0	0	0
2005	Carolina	1	0	0	0	0.0	0	0	0	0	0.0	0	0
2006	Tennessee	15	0	2	8	4.0	6	0	0	0	0.0	0	0
2007	Tennessee	5	1	0	0	0.0	0	0	0	0	0.0	0	0
<b>NFL Totals</b>		<b>27</b>	<b>2</b>	<b>2</b>	<b>8</b>	<b>4.0</b>	<b>6</b>	<b>0</b>	<b>0</b>	<b>0</b>	<b>0.0</b>	<b>0</b>	<b>0</b>

Year	Team	RECEIVING						RUSHING					
		GP	GS	No	Yds	Avg	Lg	TD	Att	Yds	Avg	Lg	TD
2005	Carolina	1	0	0	0	0	0	0	0	0	0.0	0	0
2007	Tennessee	0	0	0	0	0	0	0	0	0	0.0	0	0
<b>NFL Totals</b>		<b>1</b>	<b>0</b>	<b>0</b>	<b>0</b>	<b>0</b>	<b>0</b>	<b>0</b>	<b>0</b>	<b>0</b>	<b>0.0</b>	<b>0</b>	<b>0</b>

### Single-Game Highs

Receptions - 1 (two times, last at Houston 12/10/06)  
 Receiving Yards - 6 at Miami (9/24/06)  
 Longest Reception - 6 at Miami (9/24/06)

### Additional Statistics

Blocked punt for safety at Washington (10/15/06)  
 Kickoff Returns - 3 for 37 yards (2006); 1 for 13 yards (2007)  
 Tackles - 1 (2006)  
 Special Teams Tackles - 15 (2006); 4 (2007)

83



Alge  
**CRUMPLER**



**TIGHT END**

6'2" • 262 lbs. • Born: 12.23.77 • Exp. (NFL/Titans): 8/1 • UFA (Atl) – 2008 • North Carolina Pro Bowls  
2007 GP/GS: 14/10 (Playoffs 0/0) • Career GP/GS: 108/93 (Playoffs 4/4) • Wilmington, NC



**PRO:** Alge Crumpler is a multi-dimensional tight end that signed with Tennessee as a free agent in the offseason. Entering his eighth NFL season, the four-time Pro Bowler will look to be a reliable receiving option for Vince Young and the aerial attack. Prior to joining the Titans, Crumpler spent seven seasons with the Atlanta Falcons, appearing in 108 career games with 93 starts and notching 316 receptions for 4,212 yards and 35 touchdowns. The 6-foot-2-inch, 262-pounder has been one of the NFL's most dynamic players over the last four seasons (2004-2007), leading all tight ends (min. 100 receptions) with a 13.6-yards per catch average. He has also been a consistent target having caught at least 40 receptions and five touchdowns in each of the last four campaigns. In addition to his pass-catching abilities, Crumpler is also known for his physical presence at the line of scrimmage, having been a key blocker for a Falcons offense that led the NFL in rushing in three out of the last four seasons. The hard-working veteran enjoyed one of his best seasons in 2005 when he registered career-highs with 65 receptions and 877 yards. He followed that campaign up with a career-best eight touchdown receptions in 2006. Last season, the former North Carolina standout enjoyed another solid campaign, grabbing 42 receptions for 444 yards and five touchdowns. Crumpler was originally drafted by the Falcons in the second round (35th overall) of the 2001 NFL Draft.

**TITANS TIDBITS:**

- Crumpler comes from an athletic family. His Father, Carlester Crumpler Sr., played at East Carolina and spent several training camps with the Buffalo Bills. His older brother, Carlester Jr., was an All-American selection at East Carolina and played for the Seattle Seahawks (1994-99) and the Minnesota Vikings (1999).
- Crumpler was given the first name

Algernon after his father's favorite book "Flowers for Algernon."

- Crumpler has been extremely philanthropic throughout his career. He serves as the honorary chair for the Boys and Girls Club capital campaign in his hometown of Greenville, N.C. and is involved in numerous charitable endeavors in the Atlanta area.
- Crumpler proudly serves on the Educational Foundation Advisory Board at his alma mater, the University of North Carolina.

**CAREER HIGHLIGHTS:**

- 2007 (14/10 – Atlanta):** Saw action in 14 games with 10 starts and collected 42 receptions for 444 yards (10.6 avg.) while scoring five touchdowns.
- Against Carolina (9/23), tallied six receptions for 63 yards and a touchdown.
- At Carolina (11/11), hauled in two catches for 39 yards with one touchdown. Snared the game-winning 30-yard touchdown reception with 20 seconds remaining in the game. His touchdown reception also gave him over 4,000 (4,010) career receiving yards.
- At St. Louis (12/2), registered season highs in receptions (seven) and receiving yards (65). His 21-yard catch-and-run in the fourth quarter converted a third-and-20 late in the contest. Became the Falcons all-time receiving leader at tight end with his 306th career reception, a three-yard grab, earlier in the fourth quarter.
- Against Seattle (12/30), tallied his fourth career multiple touchdown game with two scores on 67 receiving yards. Notched a 55-yard touchdown catch, which was his second longest career reception for a touchdown.
- 2006 (16/16 – Atlanta):** Started all 16 games at tight end for the second consecutive season and led the team with 780 receiving yards, 56 catches and a career-high eight touchdowns. Was named to his fourth consecutive Pro Bowl. His eight touchdowns and 13 catches of 20 or more yards ranked second among NFL tight ends.

Front Office

Coaching Staff

Crumpler

Rookies

2007 Season

Records

History

Playoff History

Sidelines

- Against Pittsburgh (10/22), earned NFL Offensive Player of the Week honors after posting a career-high three touchdown catches, in addition to 117 receiving yards on six receptions (19.5 avg.). His 117 receiving yards marked his second highest career total behind a 118-yard effort vs. Tampa Bay (11/14/04).

- At Cincinnati (10/29), led team with 72 receiving yards on four receptions, adding his fifth touchdown of the season.

- At Washington (12/3), registered a team-high 62 receiving yards on two catches with one touchdown. The score moved him past Jim Mitchell for the most touchdowns by a Falcon tight end in team history.

- At Philadelphia (12/31), tied a season-high with six receptions for 64 yards with one touchdown.

**2005 (16/16 – Atlanta):** Started all 16 games at tight end, leading the team with a career-high 65 receptions for a career-high 877 yards and five touchdowns as he was named to his third consecutive Pro Bowl. His 65 receptions and 877 receiving yards surpassed his totals from 2004, setting new franchise records in both categories for his position. Ranked second among NFL tight ends with 15 catches of 20 or more yards and 13.5 average yards per catch, while also ranking fourth in receiving yards (877) and tied for second in receptions (65).

- Against New England (10/9), recorded a touchdown reception for the second consecutive week as he led the team with six catches for 99 yards.

- At Detroit (11/24), registered 104 receiving yards and tied career-highs with seven receptions and two touchdown catches.

- Against New Orleans (12/12), tallied three catches for 94 yards (31.3 avg.), including a season-long 48-yard reception from Matt Schaub.

**2004 (14/14, 2/2 – Atlanta):** Started all 14 games he played in and recorded 48 receptions for 774 yards and a then career-high six touchdowns, earning his second Pro Bowl nod. Led or tied for the team lead in receiving nine times and caught at least one pass in every game played. Had 17 catches of 20 or more yards to place him second among NFL tight ends, while finishing eighth in receptions (48), sixth in yards receiving (774), first in average yardage per catch (16.1) and tied for fifth in touchdowns (6).

- Against Tampa Bay (11/14), set a career-high with 118 receiving yards on four receptions, which was the first 100-yard

receiving game of his career. The performance included a 49-yard touchdown catch from Michael Vick in the fourth quarter as the Falcons clung to a 17-14 lead with less than 10 minutes remaining in the game.

- Against New Orleans (11/28), totaled four receptions for 103 yards, including the game-winner from 20 yards out. All four catches went for over 20 yards (24, 32, 27, 20). Named NFC Offensive Player of the Week for the first time in his career for his efforts.

- Against Carolina (12/18), registered three receptions for 38 yards and surpassed Junior Miller (46 receptions in 1980) for the most single-season catches by a tight end in Falcons history.

- Against St. Louis (1/15) in the NFC Divisional Playoff Game, had two catches for 22 yards and a touchdown.

**2003 (16/16 – Atlanta):** Started all 16 games at tight end for the first time in his career and finished with the most catches (44) and yards (552) for a Falcons tight end since Junior Miller (1980) had 46 receptions for 574 yards. Also tallied three touchdown receptions. Helped the Falcons' rushing attack to their fourth-highest per-carry average in franchise history (4.48).

- At Dallas (9/7), led the team with 94 receiving yards on five catches.

- At Carolina (9/28), hauled in three receptions for 76 yards, including a career-long 63-yard catch.

**2002 (16/9, 2/2 – Atlanta):** Played in 16 games with nine starts and totaled 36 receptions for 455 yards with five touchdowns. Caught at least one pass in 15 games and tallied three or more receptions in a game on six occasions.

- Against New Orleans (11/17), recorded three receptions for 21 yards, including a game-clinching four-yard touchdown late in the fourth quarter.

- At Philadelphia in the NFC Divisional Playoff Game (1/11), tallied four receptions for 62 yards.

**2001 (16/12 – Atlanta):** Started 12 of 16 games at tight end, recording 25 receptions for 330 yards (13.2 avg.) and three touchdowns with a long reception of 57 yards.

- Against Carolina (9/23), made first start of his career and caught two passes for 13 yards when the team opened with a two tight end set.

- At New Orleans (10/21), scored the first touchdown of his career on a 57-yard reception for the Falcons first score of the game. Finished with a team-high five receptions

for 78 yards.

- Against Dallas (11/11), was on the receiving end of Michael Vick's first career touchdown pass of five yards.

**COLLEGE:**

- At North Carolina, played in 44 career games with 32 starts and snared 68 receptions for 760 yards and five touchdowns. Was named All-ACC first-team during his last three seasons at North Carolina.
- As a senior, was one of three finalists for the John Mackey Award, which is given to the top tight end in college football, after catching 23 passes for 287 yards with one touchdown and adding 45 knockdown blocks.
- Hauled in 20 passes for 191 yards with 45 knockdowns as a junior.
- During his sophomore campaign, caught a career-high 24 passes for 278 yards with four scores.
- Named co-recipient of the Tar Heels' Most Outstanding Special Teams Player award after registering nine tackles and two fumble recoveries on special teams as a freshman.

- Majored in communications at North Carolina.

**PERSONAL:**

- Married to Jenn, couple splits time between Nashville and Atlanta with daughters, Kendal and Ava.
- All-Mideast AAAA Conference choice as a linebacker and tight end at New Hanover (Wilmington, N.C.) High School, playing every position on the field except quarterback and guard during his three-year prep-career. Led the team in tackles with an average of 11 per contest as a senior linebacker.
- Three-time state champion in the discus and title holder in the shot put for the school's track team in 1996.
- List of favorites: (movie) "The Negotiator"; (TV show) "SportsCenter"; (actor) Samuel L. Jackson; (actress) Halle Berry; (vacation getaway) Bahamas; (hobby) playing golf; (candy) Snickers; and (food) grilled salmon.
- Born Algernon Darius Crumpler on Dec. 23, 1977 in Wilmington, N.C.

**CRUMPLER GAME-BY-GAME**

2001 Atlanta Falcons					RECEIVING				
Date	Opp.	W/L	P/S	Rec	Yds	Avg	LG	TD	
Sep 9	@ SF	L	1/0	0	0	0.0	0	0	
Sep 23	Car	W	1/1	2	13	6.5	9	0	
Sep 30	@ Ari	W	1/1	0	0	0.0	0	0	
Oct 7	Chi	L	1/1	2	46	23.0	30	0	
Oct 14	SF	L	1/1	2	58	29.0	47	0	
Oct 21	@ NO	W	1/0	5	78	15.6	57	1	
Nov 4	NE	L	1/1	2	20	10.0	13	0	
Nov 11	Dal	W	1/1	1	9	9.0	9	1	
Nov 18	@ GB	W	1/1	2	10	5.0	6	0	
Nov 25	Car	W	1/1	2	9	4.5	6	0	
Dec 2	Stl	L	1/1	3	11	3.7	6	0	
Dec 9	NO	L	1/0	0	0	0.0	0	0	
Dec 16	@ Ind	L	1/1	1	15	15.0	15	0	
Dec 23	Buf	W	1/1	2	54	27.0	49	1	
Dec 30	@ Mia	L	1/0	0	0	0.0	0	0	
Jan 6	@ Stl	L	1/1	1	7	7.0	7	0	
<b>Totals</b>			7-9	16/12	25	330	13.2	57	3

2002 Atlanta Falcons					RECEIVING				
Date	Opp.	W/L	P/S	No	Yds	Avg	Lg	TD	
Sep 8	@ GB	L	1/0	2	14	7.0	12	1	
Sep 15	Chi	L	1/1	3	28	9.3	12	0	
Sep 22	Cin	W	1/1	1	15	15.0	15	0	
Oct 6	TB	L	1/1	1	9	9.0	9	0	
Oct 13	@ NYG	W	1/0	2	39	19.5	30	0	
Oct 20	Car	W	1/0	2	36	18.0	22	0	
Oct 27	@ NO	W	1/0	4	62	15.5	33	0	
Nov 3	Bal	W	1/1	1	11	11.0	11	0	
Nov 10	@ Pit	T	1/1	2	25	12.5	21	0	
Nov 17	NO	W	1/1	3	21	7.0	17	1	
Nov 24	Car	W	1/0	3	25	8.3	16	1	
Dec 1	@ Min	W	1/1	3	36	12.0	16	0	
Dec 8	TB	L	1/1	2	25	12.5	20	1	
Dec 15	Sea	L	1/0	5	75	15.0	20	1	
Dec 22	Det	W	1/0	0	0	0.0	0	0	
Dec 29	@ Cle	L	1/1	2	34	17.0	18	0	
<b>Totals</b>			9-6-1	16/9	36	455	12.6	33	5
<b>Playoffs</b>									
Jan 4	@ GB	W	1/1	1	9	9.0	9	0	
Jan 11	@ Phi	L	1/1	4	62	15.5	25	0	
<b>Playoff Totals</b>	1-1	2/2	5	7	14.2	25	0		

2003 Atlanta Falcons					RECEIVING				
Date	Opp.	W/L	P/S	No	Yds	Avg	Lg	TD	
Sep 7	@ Dal	W	1/1	5	94	18.8	41	1	
Sep 14	Was	L	1/1	4	54	13.5	28	1	
Sep 21	TB	L	1/1	3	31	10.3	21	0	
Sep 28	@ Car	L	1/1	3	76	25.3	63	0	
Oct 5	Min	L	1/1	4	31	7.8	12	0	
Oct 13	@ Stl	L	1/1	2	30	15.0	24	0	
Oct 19	NO	L	1/1	2	37	18.5	31	0	
Nov 2	Phi	L	1/1	1	10	10.0	10	0	
Nov 9	@ NYG	W	1/1	2	21	10.5	11	0	
Nov 16	NO	L	1/1	1	10	10.0	10	0	
Nov 23	Ten	L	1/1	2	18	9.0	12	0	
Nov 30	@ Hou	L	1/1	4	48	12.0	24	0	
Dec 7	Car	W	1/1	5	57	11.4	19	0	
Dec 14	@ Ind	L	1/1	2	2	1.0	2	0	
Dec 20	@ TB	W	1/1	1	6	6.0	6	1	
Dec 28	Dec	W	1/1	3	27	9.0	10	0	
<b>Totals</b>			5-11	16/16	44	552	12.5	63	3

2004 Atlanta Falcons					RECEIVING				
Date	Opp.	W/L	P/S	No	Yds	Avg	Lg	TD	
Sep 12	@ SF	W	1/1	6	82	13.7	22	1	
Sep 19	Stl	W	1/1	3	49	16.3	33	0	
Sep 26	Ari	W	1/1	2	34	17.0	22	0	
Oct 3	@ Car	W	1/1	5	85	17.0	29	0	
Oct 10	Det	L	1/1	1	24	24.0	24	0	
Oct 17	SD	W	1/1	4	54	13.5	20	1	
Oct 24	@ KC	L	1/1	3	27	9.0	14	0	
Oct 31	@ Den	W	1/1	7	86	12.3	27	0	
Nov 14	TB	W	1/1	4	118	29.5	49	1	
Nov 21	@ NYG	W	1/1	4	47	11.8	21	2	
Nov 28	NO	W	1/1	4	103	25.8	32	1	
Dec 5	@ TB	L	1/1	1	5	5.0	5	0	
Dec 12	Oak	W	1/1	1	22	22.0	22	0	
Dec 18	Car	W	1/1	3	38	12.7	17	0	
Dec 26	@ NO	L			INACTIVE				
Jan 2	@ Sea	L			INACTIVE				
<b>Totals</b>			11-5	14/14	48	774	16.1	49	6
<b>Playoffs</b>									
Jan 15	Stl	W	1/1	2	22	11.0	18	1	
Jan 23	@ Phi	L	1/1	4	49	12.3	31	0	
<b>Playoff Totals</b>	1-1	2/2	6	7	11.8	31	1		



## CRUMPLER GAME-BY-GAME

2005 Atlanta Falcons		RECEIVING							
Date	Opp.	W/L	P/S	No	Yds	Avg	Lg	TD	
Sep 12	Phi	W	1/1	4	54	13.5	24	0	
Sep 18	Sea	L	1/1	3	53	17.7	30	0	
Sep 25	Buf	W	1/1	3	35	11.7	21	0	
Oct 2	Min	W	1/1	3	16	5.3	13	1	
Oct 9	NE	L	1/1	6	99	16.5	28	1	
Oct 16	NO	W	1/1	4	52	13.0	21	0	
Oct 24	NYJ	W	1/1	4	66	16.5	23	0	
Nov 6	Mia	W	1/1	6	65	10.8	19	0	
Nov 13	GB	L	1/1	5	40	8.0	13	0	
Nov 20	TB	L	1/1	5	49	9.8	20	1	
Nov 24	Det	W	1/1	7	104	14.9	32	2	
Dec 4	Car	L	1/1	3	52	17.3	32	0	
Dec 12	NO	W	1/1	3	94	31.3	48	0	
Dec 18	Chi	L	1/1	2	14	7.0	11	0	
Dec 24	TB	L	1/1	4	63	15.8	27	0	
Jan 1	Car	L	1/1	3	21	7.0	11	0	
<b>Totals</b>			8-8	16/16	65	877	13.5	48	5

2007 Atlanta Falcons		RECEIVING							
Date	Opp.	W/L	P/S	No	Yds	Avg	Lg	TD	
Sep 9	@ Min	L	1/1	4	40	10.0	14	0	
Sep 16	Jac	L	1/1	3	53	17.7	35	0	
Sep 23	Car	L	1/1	6	63	10.5	21	1	
Sep 30	Hou	W	1/0	3	34	11.3	14	0	
Oct 7	@ Ten	L	1/1	2	4	2.0	6	0	
Oct 15	NYG	L	1/1	1	9	9.0	9	0	
Oct 21	@ NO	L			INACTIVE				
Nov 4	SF	W			INACTIVE				
Nov 11	@ Car	W	1/0	2	39	19.5	30	1	
Nov 18	TB	L	1/0	3	28	9.3	12	0	
Nov 22	Ind	L	1/0	3	14	4.7	6	0	
Dec 2	@ StL	L	1/1	7	65	9.3	21	0	
Dec 10	NO	L	1/1	3	16	5.3	7	0	
Dec 16	TB	L	1/1	0	0	0.0	0	0	
Dec 23	@ Ari	L	1/1	2	12	6.0	7	1	
Dec 30	Sea	W	1/1	3	67	22.3	55	2	
<b>Totals</b>			4-12	14/10	42	444	10.6	55	5

2006 Atlanta Falcons		RECEIVING							
Date	Opp.	W/L	P/S	No	Yds	Avg	Lg	TD	
Sep 10	@ Car	W	1/1	3	27	9.0	16	1	
Sep 17	TB	W	1/1	1	22	22.0	22	0	
Sep 25	@ NO	L	1/1	5	49	9.8	17	0	
Oct 1	Ari	W	1/1	2	30	15.0	30	0	
Oct 15	NYG	L	1/1	5	66	13.2	24	0	
Oct 22	Pit	W	1/1	6	117	19.5	31	3	
Oct 29	@ Cin	W	1/1	4	72	18.0	22	1	
Nov 5	@ Det	L	1/1	4	47	11.8	19	1	
Nov 12	Cle	L	1/1	4	37	9.3	14	0	
Nov 19	Bal	L	1/1	2	16	8.0	9	0	
Nov 26	NO	L	1/1	1	43	43.0	43	0	
Dec 3	@ Was	W	1/1	2	62	31.0	46	1	
Dec 10	TB	W	1/1	3	30	10.0	13	0	
Dec 16	Dal	L	1/1	5	59	11.8	26	0	
Dec 24	Car	L	1/1	3	39	13.0	19	0	
Dec 31	@ Phi	L	1/1	6	64	10.7	22	1	
<b>Totals</b>			7-9	16/16	56	780	13.9	46	8



## Alge Crumpler's NFL Statistics

Year	Team	GP	GS	RECEIVING			Lg	TD	RUSHING			Lg	TD
				No	Yds	Avg			Att	Yds	Avg		
2001	Atlanta	16	12	25	330	13.2	57	3	0	0	0.0	0	0
2002	Atlanta	16	9	36	455	12.6	33	5	0	0	0.0	0	0
2003	Atlanta	16	16	44	552	12.5	63	3	0	0	0.0	0	0
2004	Atlanta	14	14	48	774	16.1	49	6	0	0	0.0	0	0
2005	Atlanta	16	16	65	877	13.5	48	5	0	0	0.0	0	0
2006	Atlanta	16	16	56	780	13.9	46	8	0	0	0.0	0	0
2007	Atlanta	14	10	42	444	10.6	55	5	0	0	0.0	0	0
<b>NFL Totals</b>		<b>108</b>	<b>93</b>	<b>316</b>	<b>4212</b>	<b>13.3</b>	<b>63</b>	<b>35</b>	<b>0</b>	<b>0</b>	<b>0.0</b>	<b>0</b>	<b>0</b>

Year	Team	GP	GS	RECEIVING			Lg	TD	RUSHING			Lg	TD
				No	Yds	Avg			Att	Yds	Avg		
2002	Atlanta	2	2	5	71	14.2	25	0	0	0	0.0	0	0
2004	Atlanta	2	2	6	71	11.8	31	1	0	0	0.0	0	0
<b>Playoff Totals</b>		<b>4</b>	<b>4</b>	<b>11</b>	<b>142</b>	<b>12.9</b>	<b>31</b>	<b>1</b>	<b>0</b>	<b>0</b>	<b>0.0</b>	<b>0</b>	<b>0</b>

### Single-Game Highs

Receptions - 7 (three times, last at St. Louis 12/2/07)  
 Receiving yards - 118 vs. Tampa Bay (11/14/04)  
 Long Reception - 63 at Carolina (9/28/03)  
 Touchdowns - 3 vs. Pittsburgh (10/22/06)

### Playoff Highs

Receptions - 4 at Philadelphia (1/11/03)  
 Receiving Yards - 62 at Philadelphia (1/11/03)  
 Long Reception - 31 at Philadelphia (1/23/05)  
 Touchdowns - 1 at St. Louis (1/15/05)

Front Office  
 Coaching Staff  
 Crumpler  
 Rookies  
 2007 Season  
 Records  
 History  
 Playoff History  
 Sidelines

17

Chris  
DAVIS

WIDE RECEIVER

5'10" • 181 lbs. • Born: 1.23.84 • Exp. (NFL/Titans): 2/2 • D4b – 2007 • Florida State  
2007 GP/GS: 12/0 (Playoffs 1/0) • Career GP/GS: 12/0 (Playoffs 1/0) • St. Petersburg, FL

**PRO:** A dynamic weapon with the versatility to play wide receiver and return kicks, Chris Davis is one of the promising young contributors on the Titans roster. He uses his 5-foot-10 frame to his advantage, running precise routes and making quick cuts. His elusiveness makes him dangerous after the catch and in the open field as a returner. As a rookie, he played in 12 games and made his biggest impact at the punt return position. He ranked seventh in the AFC and ninth in the NFL with a 9.5-yard punt return average, totaling 31 returns for 293 yards. He also contributed five receptions for 38 yards. In pre-draft workouts, he ran the 40-yard dash in 4.52 seconds, bench pressed 291 pounds and recorded a 36-inch vertical jump. The Titans selected him with their second of two fourth-round picks (128th overall) in the 2007 NFL Draft.

#### TITANS TIDBITS:

- Davis suffered a major setback just as he was about to begin his college playing career. As one of the country's most heralded recruits coming out of St. Petersburg (Fla.) Catholic High School, he tore the anterior cruciate ligament in his left knee only two weeks prior to the start of practice as a freshman. He was granted a medical redshirt and began the arduous rehabilitation process, eventually returning to the field the following season.
- Chris, the son of Willie and Peggy Davis, lived with his grandmother, Emma Davis, from the time he was 10 years old until he finished high school along with his brother, Ryan, who is now 11 years old. Emma and her husband, Willie Sr., run their own construction business.

#### CAREER HIGHLIGHTS:

**2007 (12/0, 1/0):** Played in 12 regular season games and was inactive in four contests. Totaled five receptions for 38 yards

and added 31 punt returns for 293 yards. Ranked seventh in AFC (ninth in NFL) with 9.5-yard punt return average. Also contributed two kickoff returns for 37 yards.

- At Jacksonville (9/9), made NFL debut and hauled in his first career NFL reception, an eight-yard pass from Vince Young. Also scampered for 17 yards on punt return.
- Against Indianapolis (9/16), grabbed season-high three receptions for 17 yards.
- Against Atlanta (10/7), returned a punt 28 yards to Titans' 45-yard line in second quarter and later picked up first down with 14-yard rush.
- Against Carolina (11/4), returned season-high five punts for 59 yards, including 39-yard return to set up score in first quarter.
- In Wild Card Game at San Diego (1/6), caught two passes for 11 yards, returned two punts for 15 yards and took reverse for 11-yard run.

#### COLLEGE:

- Played in 51 games with a total of 22 starts for Seminoles. He accumulated 137 receptions (tied for fifth in school history) for 1,842 yards (13.4 avg.) and 12 touchdowns. Added 22 career rushing attempts for 70 yards and one touchdown and returned 46 punts for 361 yards (7.8 avg.).
- As a senior (2006), led team in receiving for second consecutive season. Played all 13 games with nine starts and recorded 49 receptions for 684 yards and four touchdowns. Also led squad with 26 punt returns for 224 yards (8.6 avg.) and added five rushing attempts for 28 yards and one touchdown.
- As a junior (2005), started 12 games and led team with career-high 51 receptions for 666 yards (13.1 avg.) and career-high five touchdowns.
- Received medical redshirt in 2002.
- Majored in social science.

## PERSONAL:

- Single, splits time between Nashville and St. Petersburg, Fla.
- Named first-team All-USA Today, Parade All-American, PrepStar Dream Team member and Rivals.com's second-best prep athlete in nation while at St. Petersburg (Fla.) Catholic High School. Played quarterback, defensive back and wide receiver during career. As senior quarterback, totaled 3,110 yards of offense, combining 1,580 passing yards and 1,530 rushing yards.
- Also lettered three times in basketball and two years in track & field, competing in long jump, 4x100 and 4x400 events.
- List of favorites: (movie) "The Temptations"; (TV show) "The Jamie Foxx Show"; (actor) Jamie Foxx; (musician) Lil' Wayne; (sports hero) Peter Warrick; (school subject) math; (vacation getaway) home; (video game) Super Mario Kart; and (food)

rice and gravy.

- Born Christopher C. Davis in St. Petersburg, Fla., on Jan. 23, 1984.

## DAVIS GAME-BY-GAME

2005 TENNESSEE TITANS		RECEIVING			PUNT RETURNS										
Date	Opp.	W/L	P/S	Rec	Yds	Avg	LG	TD	No.	Yds	FC	Avg	LG	TD	
Sept 9	@ Jax	W	1/0	1	8	8.0	8	0	3	27	2	9.0	17	0	
Sept 16	Ind	L	1/0	3	17	5.7	8	0	0	0	0	0.0	0	0	
Sept 24	@ NO	W	1/0	0	0	0.0	0	0	3	43	0	14.3	28	0	
Oct 7	Atl	W	1/0	0	0	0.0	0	0	3	32	1	10.7	28	0	
Oct 14	@ TB	L	1/0	0	0	0.0	0	0	3	16	1	5.3	10	0	
Oct 21	Hou	W	1/0	1	13	13.0	13	0	1	22	3	22.0	22	0	
Oct 28	Oak	W	1/0	0	0	0.0	0	0	4	27	1	6.8	17	0	
Nov 4	Car	W	1/0	0	0	0.0	0	0	5	59	1	11.8	39	0	
Nov 11	Jax	L													
Nov 19	@ Den	L	1/0	0	0	0.0	0	0	1	11	0	11.0	11	0	
Nov 25	@ Cin	L													
Dec 2	Hou	W													
Dec 9	SD	L													
Dec 16	@ KC	W	1/0	0	0	0.0	0	0	3	20	1	6.7	12	0	
Dec 23	NYJ	W	1/0	0	0	0.0	0	0	1	6	1	6.0	6	0	
Dec 30	@ Ind	W	1/0	0	0	0.0	0	0	4	30	1	7.5	14	0	
<b>Totals</b>			10-6	12/0	5	38	7.6	13	0	31	293	12	9.5	39	0
<b>Playoffs</b>															
Jan 6	@ SD	L	1/0	2	11	5.5	7	0	2	15	1	7.5	8	0	
<b>Totals</b>			0-1	1/0	2	11	5.5	7	0	2	15	1	7.5	8	0

## Chris Davis' NFL Statistics

		RECEIVING						RUSHING					
Year	Team	GP	GS	No	Yds	Avg	Lg	TD	Att	Yds	Avg	Lg	TD
2007	Tennessee	12	0	5	38	7.6	13	0	2	19	9.5	14	0
<b>NFL Totals</b>		<b>12</b>	<b>0</b>	<b>5</b>	<b>38</b>	<b>7.6</b>	<b>13</b>	<b>0</b>	<b>2</b>	<b>19</b>	<b>9.5</b>	<b>14</b>	<b>0</b>

		PUNT RETURN						KICKOFF RETURNS					
Year	Team	No	FC	Yds	Avg	Lg	TD	No	Yds	Avg	Lg	TD	
2007	Tennessee	31	12	293	9.5	39	0	2	37	18.5	19	0	
<b>NFL Totals</b>		<b>31</b>	<b>12</b>	<b>293</b>	<b>9.5</b>	<b>39</b>	<b>0</b>	<b>2</b>	<b>37</b>	<b>18.5</b>	<b>19</b>	<b>0</b>	

		RECEIVING						RUSHING					
Year	Team	GP	GS	No	Yds	Avg	Lg	TD	Att	Yds	Avg	Lg	TD
2007	Tennessee	1	0	2	11	5.5	7	0	1	11	11.0	11	0
<b>Playoff Totals</b>		<b>1</b>	<b>0</b>	<b>2</b>	<b>11</b>	<b>5.5</b>	<b>7</b>	<b>0</b>	<b>1</b>	<b>11</b>	<b>11.0</b>	<b>11</b>	<b>0</b>

		PUNT RETURNS						KICKOFF RETURNS					
Year	Team	No	FC	Yds	Avg	Lg	TD	No	Yds	Avg	Lg	TD	
2007	Tennessee	2	1	15	7.5	8	0	0	0	0	0	0	
<b>Playoff Totals</b>		<b>2</b>	<b>1</b>	<b>15</b>	<b>7.5</b>	<b>8</b>	<b>0</b>	<b>0</b>	<b>0</b>	<b>0</b>	<b>0</b>	<b>0</b>	

### Single-Game Highs

- Receptions - 3 vs. Indianapolis (9/16/07)
- Receiving yards - 17 vs. Indianapolis (9/16/07)
- Long Reception - 13 at Houston (10/21/07)
- Punt Returns - 5 vs. Carolina (11/4/07)
- Long Punt Return - 59 vs. Carolina (11/4/07)

### Playoff Highs

- Receptions - 2 at San Diego (1/6/08)
- Receiving Yards - 11 at San Diego (1/6/08)
- Long Reception - 7 at San Diego (1/6/08)
- Punt Returns - 2 at San Diego (1/6/08)
- Long Punt Return - 8 at San Diego (1/6/08)

### Additional Career Statistics

- Special Teams Tackles - 2 (2007)
- Special Teams Fumble Recoveries - 2 (2007)



82



Biren  
EALY



WIDE RECEIVER

6'3" • 207 lbs. • Born: 7.1.84 • Exp. (NFL/Titans): 2/2 • FA – 2007 • Houston  
2007 GP/GS: 4/0 (Playoffs 1/0) • Career GP/GS: 4/0 (Playoffs 1/0) • Houston, TX

**PRO:** Ealy is a big, athletic target that was originally signed by the Titans as a rookie free agent May 2, 2007. The Houston native will compete for playing time in a young wide receiver corps in 2008. In 2007, the hard-working wideout was the only rookie free agent to make the 53-man roster out of training camp and was inactive for the first two contests before being released and signed to the practice squad on Sept. 26. Ealy returned to the active roster on Dec. 7, 2007 and appeared in the final four season regular season games, grabbing his first career reception in the playoff-clinching regular season finale at Indianapolis. Ealy also tallied four special teams stops in the regular season. He saw significant action in a reserve role in the AFC Wild Card matchup at San Diego and snared two receptions for 17 yards.

**TITANS TIDBITS:**

- Prior to the 2007 NFL Draft, Ealy worked out several times with Titans quarterback Vince Young in Houston. After Ealy went undrafted, Young offered up a strong recommendation to the Titans' front office and the team signed the wide receiver to a rookie free agent deal.
- Ealy was born in Clarksville, about an hour northwest of Nashville, while his father was in the military serving at Fort Campbell in 1984.
- Ealy overcame major foot surgery in June 2004 while he was at the University of Arizona. He broke the fifth metatarsal in his right foot and later transferred to the University of Houston for his final season of eligibility.

**CAREER HIGHLIGHTS:**

**2007 (4/0, 1/0):** Saw action in a reserve role in the final four regular season games and grabbed one reception for six yards. Collected four special teams stops on coverage units. Played extensively in a reserve

role in the AFC Wild Card contest against San Diego (1/6) and collected two catches for 17 yards. Made the final roster out of training camp as an undrafted free agent and was inactive for the first two contests (at JAX, vs. IND). Was waived on Sept. 22 and signed to the practice squad on Sept. 26. Signed from the practice squad on Dec. 7 and played in his first career NFL game against San Diego (12/9).

- Against San Diego (12/9), saw action on special teams coverage units in his first career NFL contest. Registered a solo tackle on coverage units.
- At Indianapolis (12/30), played in a reserve role at wide receiver and on special teams coverage units in the Titans' 16-10 playoff-clinching victory. Hauled in his first career NFL reception, a six-yard catch, during the Titans' opening scoring drive in the first quarter. Tied for the team lead with two special teams tackles.
- In AFC Wild Card Game at San Diego (1/6), saw action in a reserve role at wide receiver and on special teams coverage units. Grabbed two receptions for 17 yards. Converted back-to-back third down conversions with a nine-yard grab on third-and-five and an eight-yard reception on third-and-seven during the Titans' second scoring drive just before halftime. Collected a solo special teams tackle on coverage units.

**COLLEGE:**

- Played one season at the University of Houston after transferring from the University of Arizona. His combined college totals included 89 receptions for 1,229 yards and 12 touchdowns in 43 games with 17 starts.
- As a senior, played in all 14 games with six starts for the Cougars and finished fourth on the team with 34 receptions for 420 yards and six touchdowns. Recorded season highs against Central Florida, catching four passes from quarterback Kevin

Front Office

Coaching Staff

Ealy

Rookies

2007 Season

Records

History

Playoff History

Sidelines

Front Office  
 Coaching Staff  
 Early  
 Rookies  
 2007 Season  
 Records  
 History  
 Playoff History  
 Sidelines

Kolb for 85 yards, including one touchdown.

- Sat out 2005 season after transferring to the University of Houston.
- In three seasons at Arizona (2002-04), played 29 games with 11 starts and totaled 55 receptions for 809 yards and six touchdowns.
- Set career highs as a sophomore in 2003, collecting 42 receptions for 577 yards and four touchdowns.
- Majored in sociology.

## PERSONAL:

- Engaged to Marina Ponce, splits time between Nashville and Houston.
- Was a PrepStar All-American selection out of Cypress Falls (Houston) High School and was labeled the #8 WR by the magazine.
- Had 30 catches for 550 yards and two touchdowns as a senior two-way player. Was a member of the All-Greater Houston squad for his defensive play. Earned a four-star rating and #18 nationally by Rivals100.com. Selected First-Team, All-Greater Houston and Second-Team, All-State.

- Son of Samuel J. and Armenta E. Ealy of Houston. His brother, Sam, played defensive back at Sam Houston State. His two sisters, Aya and Atrica, both graduated from the University of Houston and both have master's degrees. His oldest brother, Vonair, works as a salesman in Houston.
- Born Biren Synclare Ealy on July 1, 1984, in Clarksville, Tenn.

EALY GAME-BY-GAME									
2007 Tennessee Titans		RECEIVING							
Date	Opp.	W/L	P/S	No	Yds	Avg	Lg	TD	
Sept 9	@ Jax	W		INACTIVE					
Sept 16	Ind	L		INACTIVE					
Sept 24	@ NO	W		NOT ON ROSTER					
Oct 7	Atl	W		PRACTICE SQUAD					
Oct 14	@ TB	L		PRACTICE SQUAD					
Oct 21	@ Hou	W		PRACTICE SQUAD					
Oct 28	Oak	W		PRACTICE SQUAD					
Nov 4	Car	W		PRACTICE SQUAD					
Nov 11	Jax	L		PRACTICE SQUAD					
Nov 19	@ Den	L		PRACTICE SQUAD					
Nov 25	@ Cin	L		PRACTICE SQUAD					
Dec 2	Hou	W		PRACTICE SQUAD					
Dec 9	SD	L	1/0	0	0	0	0	0	0
Dec 16	@ KC	W	1/0	0	0	0	0	0	0
Dec 23	NYJ	W	1/0	0	0	0	0	0	0
Dec 30	@ Ind	W	1/0	1	6	6.0	6	0	0
<b>Totals</b>			<b>10-6</b>	<b>4/0</b>	<b>1</b>	<b>6</b>	<b>6.0</b>	<b>6</b>	<b>0</b>
<b>Playoffs</b>									
Jan 6	@ SD	L	1/0	2	17	8.5	9	0	0
<b>Playoff Totals</b>			<b>0-1</b>	<b>1/0</b>	<b>2</b>	<b>17</b>	<b>8.5</b>	<b>9</b>	<b>0</b>

## Biren Ealy's NFL Statistics

		RECEIVING						RUSHING					
Year	Team	GP	GS	No	Yds	Avg	Lg	TD	Att	Yds	Avg	Lg	TD
2007	Tennessee	4	0	1	6	6.0	6	0	0	0	0.0	0	0
<b>NFL Totals</b>		<b>4</b>	<b>0</b>	<b>1</b>	<b>6</b>	<b>6.0</b>	<b>6</b>	<b>0</b>	<b>0</b>	<b>0</b>	<b>0.0</b>	<b>0</b>	<b>0</b>
		<b>RECEIVING</b>						<b>RUSHING</b>					
Year	Team	GP	GS	No	Yds	Avg	Lg	TD	Att	Yds	Avg	Lg	TD
2007	Tennessee	1	0	2	17	8.5	9	0	0	0	0.0	0	0
<b>Playoff Totals</b>		<b>1</b>	<b>0</b>	<b>2</b>	<b>17</b>	<b>8.5</b>	<b>9</b>	<b>0</b>	<b>0</b>	<b>0</b>	<b>0.0</b>	<b>0</b>	<b>0</b>

### Single-Game Highs

- Receptions - 1 at Indianapolis (12/30/07)
- Receiving Yards - 6 at Indianapolis (12/30/07)
- Long Reception - 6 at Indianapolis (12/30/07)

### Playoff Highs

- Receptions - 2 at San Diego (1/6/07)
- Receiving Yards - 17 at San Diego (1/6/07)
- Long Reception - 9 at San Diego (1/6/07)

31



Cortland  
FINNEGAN



CORNERBACK

5'10" • 188 lbs. • Born: 2.2.84 • Exp. (NFL/Titans): 3/3 • D7a – 2006 • Samford  
2007 GP/GS: 16/16 (Playoffs 1/1) • Career GP/GS: 32/18 (Playoffs 1/1) • Milton, FL

**PRO:** A promising young cornerback with blazing speed and a feisty attitude, Cortland Finnegan is a rising star entering his third NFL season. The former seventh-round draft choice proved as a 16-game starter in 2007 that he belongs in the NFL despite his humble entry to the league from Samford University. He led the team with 16 passes defended and tied for third on the squad with 109 tackles. His two-year totals include 166 tackles, three sacks, one interception and 23 passes defended in 32 games. As a rookie in 2006, Finnegan mostly was used in nickel and dime packages. In pre-draft workouts Finnegan impressed scouts when he was timed at 4.33 in the 40-yard dash, bench pressed 225 pounds 14 times and recorded a 44-inch vertical jump. Finnegan was selected with the Titans first pick of the seventh round (215th overall) of the 2006 NFL Draft.

**TITANS TIDBITS:**

- Finnegan was raised in a single-family home by his mother, Linda Finnegan, who retired from the Army after 20 years, including three years in Korea when Cortland was age 2-5.
- A couple of classes short from receiving his college diploma, Finnegan plans to complete his degree in education with a minor in family studies from Samford.
- Finnegan was the first player drafted from Samford University since Gary Fleming was selected in the seventh round by the Baltimore Colts in 1969.
- After football, Finnegan has a desire to be a volunteer firefighter and a football coach.
- Finnegan was named a Titans Community All-Star due in large part to his involvement with The Leukemia & Lymphoma Society, Special Olympics of Middle Tennessee and Young Life Christian Ministries. He was nominated as a candidate for The Leukemia & Lymphoma Society's Man & Woman of the Year in 2008 after taking a leadership

role in the charity's "Light the Night Walk" and his own "Karaoke for the Cure" event. He donates \$50 to LLS and Special Olympics for every tackle he makes, and in 2007, he hosted a Thanksgiving dinner at LP Field for families from those charities. With his support for Young Life, he helps underprivileged children to participate in Christian camps and activities.

**CAREER HIGHLIGHTS:**

- 2007 (16/16, 1/1):** Started all 16 games in second season and led team with 16 passes defended. Tied for third on team with 109 tackles and added one interception, one sack, one tackle for loss, one quarterback pressure and one forced fumble.
  - Against Indianapolis (9/16), recorded first career interception. Stepped in front of a Peyton Manning pass intended for Reggie Wayne and raced 14 yards to help set up Titans touchdown three plays later. Also credited with seven tackles in the game.
  - At Houston (10/21), posted five tackles, including sack with forced fumble against Matt Schaub.
  - At Kansas City (12/16), tied career high with a team-high 11 tackles and added one pass defended.
  - In Wild Card Game at San Diego (1/6), recorded nine tackles, one interception, one sack and one forced fumble in playoff debut. In first quarter, he sacked Philip Rivers and forced fumble. In second quarter, intercepted a Rivers pass in end zone.
- 2006 (16/2):** Played in all 16 games with two starts (nickel back 10/15 at Washington, left cornerback 11/19 at Philadelphia). Totaled 57 tackles, two sacks, three quarterback pressures, one tackle for loss, seven passes defended, one forced fumble, one fumble recovery and one touchdown. Also tied for fourth on the team with 15 special teams tackles and one fumble recovery.
  - In season opener against New York Jets

(9/10), posted two tackles, one sack, one pass defended, one quarterback pressure and one forced fumble. In fourth quarter sacked quarterback Chad Pennington on Jets 11-yard line which led to fumble recovery by defensive tackle Randy Starks on Jets one-yard line.

- At Philadelphia (11/19), started at left cornerback for an injured Reynaldo Hill. Tied team-high with career-high 11 tackles and career-high two passes defended.

- Against Jacksonville (12/17), scored his first career touchdown when he recovered a David Garrard fumble (caused by David Thornton) and returned it 92 yards for a score. It was third-longest fumble return for a touchdown in franchise history.

### COLLEGE:

- During four-year career at Samford, named first-team All-OVC three times and totaled 338 tackles, seven tackles for loss, nine interceptions, 26 passes defended, three forced fumbles and three fumble recoveries. As return specialist, returned 70 kickoffs for 1,980 yards (28.3 avg.) with three touchdowns and returned 14 punts for 212 yards (15.1 avg.) and one touchdown. Set NCAA Division 1-AA career record with 28.3 kickoff return average and set Samford single game record with 263 kickoff return yards in 2002.

- As senior, named first-team All-American by NFL Draft Report, first-team All-American by American Football Coaches Association and first-team All-OVC for third consecutive year. Started every game at free safety and led team with 98 tackles for third consecutive season and added two

tackles for loss, one interception, seven passes defended, one forced fumble and one fumble recovery. Ranked first in OVC conference with 15.1 punt return average, while returning 14 punts for 212 yards and one touchdown. Ranked second in OVC conference with 25.1 kickoff return average on 15 returns for 376 yards.

- Majored in education and minor in family studies.

### PERSONAL:

- Single, splits time between Nashville and Milton, Fla.

- At Milton (Fla.) High School, earned first-team All-State, All-Northwest Florida and 3A District Player of the Year as senior. Named team captain and Most Valuable Player, posting 22 receptions for 403 yards with 11 rushing touchdowns on offense and recorded 115 tackles with five interceptions in 2001.

- Also was starting point guard for all four years on high school basketball team.

- While at Samford, completed an internship at Lakeshore Foundation Sports Rehabilitation Center for children and adults with special needs.

- Hobbies include bowling, video games and telling jokes.

- List of favorites: (movies) "Armageddon" and "For the Love of the Game"; (music artists) Sugarland and Rascal Flatts; (actor/actress) Denzel Washington/Hilary Swank; (sports hero) Barry Sanders; (food) Ham and Yams; (car) Pinto; and (vacation getaway) The beaches in Florida.

- Born Cortland Temujin Finnegan on Feb. 2, 1984 in Fayetteville, N.C.

## FINNEGAN GAME-BY-GAME

2006 Tennessee Titans														2007 Tennessee Titans																	
Date	Opp	W/L	P/S	Tot	Solo	Sk	QBP	TFL	Int	Yds	PD	FF	FR	SpT	Date	Opp	W/L	P/S	Tot	Solo	Sk	QBP	TFL	Int	Yds	PD	FF	FR	SpT		
Sept 10	NYJ	L	1/0	2	2	1.0	1	0	0	0	1	1	0	1	Sept 9	@ Jax	W	1/1	5	5	0.0	0	0	0	0	3	0	0	1		
Sept 17	@ SD	L	1/0	2	2	0.0	0	0	0	0	0	0	0	1	Sept 16	Ind	L	1/1	7	5	0.0	0	0	0	14	1	0	0	1		
Sept 24	@ Mia	L	1/0	4	4	1.0	1	1	0	0	0	0	0	0	Sept 24	@ NO	W	1/1	3	3	0.0	0	0	0	0	1	0	0	1		
Oct 1	Dal	L	1/0	2	1	0.0	0	0	0	0	0	0	0	1	Oct 7	Atl	W	1/1	8	8	0.0	1	0	0	0	1	0	0	0	1	
Oct 8	@ Ind	L	1/0	3	3	0.0	0	0	0	0	0	0	0	1	Oct 14	@ TB	L	1/1	7	4	0.0	0	0	0	0	1	0	0	0	1	
Oct 15	@ Was	W	1/1	2	2	0.0	0	0	0	0	0	0	0	2	Oct 21	@ Hou	W	1/1	5	3	1.0	0	0	0	0	2	0	0	0	0	
Oct 29	Hou	W	1/0	7	4	0.0	0	0	0	0	1	0	0	0	Oct 28	Oak	W	1/1	6	6	0.0	0	1	0	0	0	0	0	0	0	
Nov 5	@ Jax	L	1/0	0	0	0.0	0	0	0	0	0	0	0	0	Nov 4	Car	W	1/1	6	5	0.0	0	0	0	0	1	0	0	0	0	
Nov 12	Bal	L	1/0	4	4	0.0	0	0	0	0	0	0	0	3	Nov 11	Jax	L	1/1	7	3	0.0	0	0	0	0	0	0	0	0	0	
Nov 19	@ Phi	W	1/1	11	9	0.0	0	0	0	0	2	0	0	1	Nov 19	@ Den	L	1/1	3	3	0.0	0	0	0	0	0	1	0	0	0	0
Nov 26	NYG	W	1/0	1	0	0.0	0	0	0	0	1	0	0	1	Nov 25	@ Cm	L	1/1	9	8	0.0	0	0	0	0	0	0	0	0	1	
Dec 3	Ind	W	1/0	2	1	0.0	0	0	0	0	1	0	0	1	Dec 2	@ SD	L	1/1	8	5	0.0	0	0	0	2	2	0	0	0		
Dec 10	@ Hou	W	1/0	4	4	0.0	0	0	0	0	0	0	0	0	Dec 9	SD	L	1/1	10	7	0.0	0	0	0	0	2	0	0	0		
Dec 17	Jax	W	1/0	3	3	0.0	0	0	0	0	0	0	0	1	Dec 16	@ KC	W	1/1	11	8	0.0	0	0	0	0	1	0	0	0		
Dec 24	@ Buf	W	1/0	7	5	0.0	1	0	0	0	1	0	0	1	Dec 23	NYJ	W	1/1	8	7	0.0	0	0	0	0	0	0	0	0	0	
Dec 31	NE	L	1/0	3	3	0.0	0	0	0	0	0	0	0	1	Dec 30	@ Ind	W	1/1	6	4	0.0	0	0	0	0	0	0	0	0	0	
<b>Totals</b>			<b>8-8</b>	<b>162</b>	<b>57</b>	<b>47</b>	<b>2.0</b>	<b>3</b>	<b>1</b>	<b>0</b>	<b>0</b>	<b>7</b>	<b>1</b>	<b>15</b>	<b>Totals</b>			<b>10-6</b>	<b>16/16</b>	<b>109</b>	<b>84</b>	<b>1.0</b>	<b>1</b>	<b>1</b>	<b>14</b>	<b>16</b>	<b>0</b>	<b>0</b>	<b>4</b>		
															<b>Playoffs</b>																
															Jan 6	@ SD	L	1/1	9	7	1.0	0	0	1	0	1	1	0	0		
															<b>Totals</b>			<b>0-1</b>	<b>1/1</b>	<b>9</b>	<b>7</b>	<b>1.0</b>	<b>0</b>	<b>0</b>	<b>1</b>	<b>0</b>	<b>1</b>	<b>1</b>	<b>0</b>	<b>0</b>	

**Cortland Finnegan's NFL Statistics**

Year	Team	TACKLES							INTERCEPTIONS					FUMBLES			
		GP	GS	Tot	Solo	Asst	Sk	Yds	No	Yds	Lg	TD	PD	FF	FR	Yds	SpT
2006	Tennessee	16	2	57	47	10	2.0	10.0	0	0	0	0	7	1	1	92	15
2007	Tennessee	16	16	109	84	25	1.0	7.0	1	14	14	0	16	0	0	0	4
<b>NFL Totals</b>		<b>32</b>	<b>18</b>	<b>166</b>	<b>131</b>	<b>35</b>	<b>3.0</b>	<b>17.0</b>	<b>1</b>	<b>14</b>	<b>14</b>	<b>0</b>	<b>23</b>	<b>1</b>	<b>1</b>	<b>92</b>	<b>19</b>

Year	Team	TACKLES							INTERCEPTIONS					FUMBLES			
		GP	GS	Tot	Solo	Asst	Sk	Yds	No	Yds	Lg	TD	PD	FF	FR	Yds	SpT
2007	Tennessee	1	1	9	7	2	1.0	10.0	1	0	0	0	1	1	0	0	0
<b>Playoff Totals</b>		<b>1</b>	<b>1</b>	<b>9</b>	<b>7</b>	<b>2</b>	<b>1.0</b>	<b>10.0</b>	<b>1</b>	<b>0</b>	<b>0</b>	<b>0</b>	<b>1</b>	<b>1</b>	<b>0</b>	<b>0</b>	<b>0</b>

**Single-Game Highs**

Tackles - 11 (twice, last at Kansas City 12/16/07)  
 Sacks - 1 (three times, last vs. Houston 10/21/07)  
 Interceptions - 1 vs. Indianapolis (9/16/07)  
 Passes Defensed - 3 at Jacksonville (9/9/07)  
 Special Teams Tackles - 3 vs. Baltimore (11/12/06)

**Playoff Single-Game Highs**

Tackles - 9 at San Diego (1/6/08)  
 Sacks - 1 at San Diego (1/6/08)  
 Interceptions - 1 at San Diego (1/6/08)  
 Passes Defensed - 1 at San Diego (1/6/08)

**Additional Statistics**

Touchdowns - 1 (92-yard fumble return vs. Jacksonville 12/17/06)



Front Office

Coaching Staff

Finnegan/Fisher

Rookies

2007 Season

Records

History

Playoff History

Statlines

**94**



**Bryce FISHER**



**DEFENSIVE END**

**6'3" • 265 lbs. • Born: 5.12.77 • Exp. (NFL/Titans): 8/2 • T (Seattle) – 2007 • Air Force  
 2007 GP/GS: 10/0 (Playoffs 0/0) • Career GP/GS: 91/48 (Playoffs 8/7) • Renton, WA**

**PRO:** Fisher is a high-effort, experienced defensive lineman who is capable of playing both defensive end positions. He has played in 91 career games with 48 starts and has notched 261 tackles (159 solo), 26.5 sacks, 13 passes defensed, five forced fumbles and a fumble recovery in seven NFL seasons. Fisher has also excelled in the playoffs, collecting 29 tackles (17 solo), 3.5 sacks and two forced fumbles in eight career postseason contests. The Renton, Wash., native was acquired by the Titans in a trade with the Seattle Seahawks on Sept. 11, 2007 for a 2008 sixth-round draft pick. Fisher originally joined the Seahawks as an unrestricted free agent March 21, 2005, after spending the previous three seasons with the St. Louis Rams. He was originally a 1999 seventh-round (248th overall) draft choice by the Buffalo Bills and joined the Bills after fulfilling two-year commitment to the Air Force. Fisher was claimed off of waivers by the Rams Sept. 2, 2002, after

playing the 2001 season with Buffalo.

**TITANS TIDBITS:**

- Fisher completed combat survival training in the summer of 1996 and spent two years (1999-00) on active duty with the Air Force. He was at the Air Force Academy in Colorado Springs, Colo., in 1999 where he worked as recruiter and coached defensive line for the JV football team. In 2000, Fisher worked as a vehicle operations officer at Pope Air Force Base in Fayetteville, N.C. He has served nine years in the Air Force.
- Fisher's father, Richard, is a former police officer in the Army and spent eight years as a bodyguard for the State of Washington's governors.
- Fisher is the Public Affairs officer for the headquarters of the Washington Air National Guard. Each offseason he serves to fulfill his National Guard commitment.



## CAREER HIGHLIGHTS:

**2007 (10/0, 0/0 – Tennessee/Seattle):** Acquired in a trade with Seattle for a 2008 sixth-round draft choice on Sept. 11, 2007. Saw action as a reserve in 10 regular season games, nine with Titans and one contest with the Seahawks. Registered nine tackles (5 solo), two quarterback pressures and a tackle for loss.

- Against Oakland (10/28), played in a reserve role at defensive end and posted two solo tackles in the Titans' 13-9 win.
- At Denver (11/19), saw action in a reserve role on the defensive line and notched three tackles (2 solo) and a tackle for loss.

**2006 (16/16, 2/2 – Seattle):** Started all 16 games at left defensive end and totaled 46 tackles (37 solo) with four sacks and a fumble recovery. His tackle total was tops among defensive linemen and his eight quarterback hurries was tied for second on the team. Registered at least one tackle in 15 of 16 games. Started both postseason games and totaled 10 tackles and two sacks, a pass defense and a forced fumble.

- Had sack in season opener at Detroit (9/10).
- At St. Louis (10/15), posted his fourth-career two-sack game. Had sack at Denver (12/3).
- Against Dallas (1/6), collected two sacks in the Wild Card victory against the Cowboys.

**2005 (16/15, 3/3 – Seattle):** Started all but one game in his first season with the Seahawks and led the club with career-high nine sacks. His sack total helped Seattle rank first in total sacks in the NFL. Collected 47 tackles (35 solo), eight passes defended and a forced fumble. Started all three postseason games and totaled nine tackles, a sack and forced fumble.

- Against Dallas (10/23), collected a season-high nine tackles and tied a career high with two sacks versus Dallas (10/23).
- At Arizona (11/6), picked up 1.5 sacks against the Cardinals.
- Against Washington (1/14), collected a postseason career high with eight tackles, including a sack, in Divisional Playoff win.

**2004 (16/14, 2/2 – St. Louis):** Started 14 of 16 games, totaling career highs with 77 tackles (38 solo) and 8.5 sacks. Posted two forced fumbles, three passes defended, and three multi-sack games. Started both playoff games totaling 10 tackles, including a half sack in playoff win at Seattle (1/8/05).

- Against Arizona (9/12), had career-high 10 tackles and a sack.
- At Carolina (12/12), posted nine tackles, two sacks and a forced fumble.
- Against Philadelphia (12/27), led the team with seven stops, a sack, and forced fumble.
- Against N.Y. Jets (1/2), tied career high with 10 tackles and notched his third two-

sack game of season.

**2003 (16/1, 1/0 – St. Louis):** Played in all 16 games, starting one game at left defensive end. Made a then career-high 47 tackles (21 solo) with two tackles for loss, two sacks, one pass defended, two forced fumbles, and a team and career-high 27 special teams tackles.

- Against Atlanta (10/13), collected three solo tackles and his first sack for the Rams.
- Against Baltimore (11/9), racked up a then career-high eight tackles with a sack.
- Against Minnesota (11/23), led the team with career-high five special teams tackles.

**2002 (4/0 – St. Louis):** Saw action in four games on defense and special teams. Completed season with 11 tackles and three quarterback pressures on defense and one special teams tackle. Inactive for 12 contests.

- Against San Francisco (12/30), racked up a then career-high six tackles in Rams' Monday night victory.

**2001 (13/2 – Buffalo):** Played in 13 games with two starts, inactive for three others. Finished the season with 33 tackles (25 solo) and three sacks.

- Against New Orleans (9/9), recorded two tackles and one sack in his NFL debut.
- Against N.Y. Jets (10/7), made his first NFL start and notched three tackles and one quarterback pressure.

## COLLEGE:

- Was a two-year starter on defensive line at the Air Force Academy. Earned WAC Defensive Player of the Year honors in the Mountain Division as a senior, after recording a career-high 70 tackles, six sacks, and one fumble recovery in 12 games.
- Started 12 games as junior and totaled 63 tackles, 1.5 sacks, one forced fumble, and one fumble recovery.
- Played in seven games as a backup defensive lineman as a sophomore.
- Graduated with degree in business management from the Air Force Academy.

## PERSONAL:

- Married to Bobbi, the couple has three daughters, Jasmine, Morgan and Lauren and splits time between Nashville and Kirkland, Wash.
- Lettered three years in football and was all-league offensive and defensive lineman at Seattle Prep in Renton, Wash. Was named team captain as senior and selected as league's lineman of the year that season.
- Has two brothers: Anthony, 32, a civil engineer in Washington D.C.; and Roy, 39, a practicing marriage and family therapist.
- Born Bryce Alexander Fisher on May 12, 1977 in Seattle, Wash.

FISHER GAME-BY-GAME

Front Office

Coaching Staff

Fisher

Rookies

2007 Season

Records

History

Playoff History

Sidelines

**2001 Buffalo Bills**

Date	Opp	W/L	P/S	Tot Solo	Sk	QB	TFL	Int	Yds	PD	FF	FR	SpT
Sept 9	@ NO	L	1/0	2	2	1.0	3	-	0	0	-	0	0
Sept 23	@ Ind	L	1/0	1	1	0.0	0	0	0	-	0	0	0
Sept 30	Pit	L											
Oct 07	NYJ	L	1/1	3	2	0.0	1	-	0	0	-	0	0
Oct 18	@ Jac	W	1/1	4	3	0.0	3	-	0	0	-	0	0
Oct 28	@ SD	L	1/0	2	2	1.0	2	-	0	0	-	0	0
Nov 4	Ind	L	1/0	5	4	1.0	2	-	0	0	-	0	0
Nov 11	@ NE	L	1/0	3	3	0.0	0	-	0	0	-	0	0
Nov 18	@ Sea	L	1/0	2	1	0.0	0	-	0	0	-	0	0
Nov 25	Mia	L	1/0	3	3	0.0	1	-	0	0	-	0	0
Dec 2	@ SF	L	1/0	2	2	0.0	0	-	0	0	-	0	0
Dec 9	Car	W											
Dec 16	NE	L											
Dec 23	@ Atl	L	1/0	2	0	0.0	0	-	0	0	-	0	0
Dec 30	@ NYJ	W	1/0	2	1	0.0	1	-	0	0	-	0	0
Jan 6	@ Mia	L	1/0	2	1	0.0	1	-	0	0	-	0	0
<b>Totals</b>			<b>3-13 13/2</b>	<b>33</b>	<b>25</b>	<b>3.0</b>	<b>14</b>	<b>-</b>	<b>0</b>	<b>0</b>	<b>-</b>	<b>0</b>	<b>0</b>

**2002 St. Louis Rams**

Date	Opp	W/L	P/S	Tot Solo	Sk	QB	TFL	Int	Yds	PD	FF	FR	SpT
Sept 8	@ Den	L											
Sept 15	NYG	L											
Sept 23	@ TB	L	1/0	0	0	0	1	0	0	0	0	0	0
Sept 29	Dal	L											
Oct 6	@ SF	L											
Oct 13	Oak	W											
Oct 20	Sea	W											
Nov 3	@ Ari	W											
Nov 10	SD	W											
Nov 18	Chi	W											
Nov 24	@ Was	L											
Dec 1	@ Phi	L											
Dec 8	@ KC	L	1/0	4	2	0	1	0	0	0	0	0	0
Dec 15	Ari	W	1/0	1	0	0	0	0	0	0	0	0	0
Dec 22	@ Sea	L											
Dec 30	SF	W	1/0	6	1	0	1	0	0	0	0	0	0
<b>Totals</b>			<b>7-9</b>	<b>40</b>	<b>11</b>	<b>3</b>	<b>0</b>	<b>3</b>	<b>0</b>	<b>0</b>	<b>0</b>	<b>0</b>	<b>0</b>

**2003 St. Louis Rams**

Date	Opp	W/L	P/S	Tot Solo	Sk	QB	TFL	Int	Yds	PD	FF	FR	SpT
Sept 7	@ NYG	L	1/0	3	0	0.0	0	0	0	0	0	0	0
Sept 14	SF	W	1/0	2	0	0.0	1	0	0	0	0	0	0
Sept 21	@ Sea	L	1/0	4	1	0.0	0	0	0	0	0	0	0
Sept 28	Ari	W	1/0	0	0	0.0	1	0	0	0	0	0	0
Oct 13	Atl	W	1/0	3	3	1.0	1	0	0	1	0	0	0
Oct 19	GB	W	1/0	4	3	0.0	2	2	0	0	0	1	0
Oct 26	@ Pit	W	1/0	1	1	0.0	0	0	0	0	0	0	0
Nov 2	@ SF	L	1/0	7	2	0.0	3	0	0	0	0	1	0
Nov 9	Bal	W	1/0	8	4	1.0	1	0	0	0	0	0	0
Nov 16	@ Chi	W	1/0	2	2	0.0	1	0	0	0	0	0	0
Nov 23	@ Ari	W	1/0	3	0	0.0	1	0	0	0	0	0	0
Nov 30	Min	W	1/0	4	1	0.0	1	0	0	0	0	0	0
Dec 8	@ Cle	W	1/0	2	1	0.0	0	0	0	0	0	0	0
Dec 14	Sea	W	1/0	2	2	0.0	1	0	0	0	0	0	0
Dec 21	Cin	W	1/0	2	1	0.0	0	0	0	0	0	0	0
Dec 28	@ Det	L	1/1	0	0	0.0	0	0	0	0	0	0	0
<b>Totals</b>			<b>12-4 16/1</b>	<b>47</b>	<b>21</b>	<b>2.0</b>	<b>13</b>	<b>2</b>	<b>0</b>	<b>1</b>	<b>2</b>	<b>0</b>	<b>27</b>
<b>Playoffs</b>													
Jan 10	Car	L	1/0	0	0	0	0	0	0	0	0	0	0
<b>Playoff Totals</b>			<b>0-1</b>	<b>1/0</b>	<b>0</b>	<b>0</b>	<b>0</b>	<b>0</b>	<b>0</b>	<b>0</b>	<b>0</b>	<b>0</b>	<b>0</b>

**2004 St. Louis Rams**

Date	Opp	W/L	P/S	Tot Solo	Sk	QB	TFL	Int	Yds	PD	FF	FR	SpT
Sept 12	Ari	W	1/1	10	3	1.0	-	0	0	0	1	0	0
Sept 19	@ Atl	L	1/1	5	5	0.0	-	0	0	0	0	0	0
Sept 26	NO	L	1/1	4	2	0.0	-	0	0	0	1	0	0
Oct 3	@ SF	W	1/1	7	2	0.5	-	0	0	0	1	0	0
Oct 10	@ Sea	W	1/1	3	1	0.0	-	0	0	0	0	0	0
Oct 18	TB	W	1/1	4	3	0.0	-	0	0	0	0	0	0
Oct 24	@ Mia	L	1/1	5	3	2.0	-	0	0	0	0	0	0
Nov 7	NE	L	1/1	0	0	0.0	-	0	0	0	0	0	0
Nov 14	Sea	W	1/1	2	1	0.0	-	0	0	0	0	0	0
Nov 21	@ Buf	L	1/1	2	0	0.0	-	1	0	0	0	0	0
Nov 29	@ GB	L	1/1	4	2	0.0	-	0	0	0	0	0	0
Dec 5	SF	W	1/1	3	1	0.0	-	1	0	0	0	0	0
Dec 12	Car	L	1/1	9	6	2.0	-	0	0	0	0	1	0
Dec 19	Ari	L	1/1	2	2	0.0	-	0	0	0	0	0	0
Dec 27	Phi	W	1/0	7	2	1.0	-	0	0	0	0	1	0
Jan 2	NYJ	W	1/0	10	5	2.0	-	1	0	0	0	0	0
<b>Totals</b>			<b>8-8 16/4</b>	<b>77</b>	<b>38</b>	<b>8.5</b>	<b>-</b>	<b>3</b>	<b>0</b>	<b>0</b>	<b>3</b>	<b>2</b>	<b>0</b>

**Playoffs**

Jan 8	@ Sea	W	1/1	6	3	0.5	-	0	0	0	0	0	0
Jan 15	@ Atl	L	1/1	4	2	0.0	-	0	0	0	0	0	0
<b>Playoff Totals</b>			<b>1/1 2/2</b>	<b>10</b>	<b>5</b>	<b>0.5</b>	<b>-</b>	<b>0</b>	<b>0</b>	<b>0</b>	<b>0</b>	<b>0</b>	<b>0</b>

**2005 Seattle Seahawks**

Date	Opp	W/L	P/S	Tot Solo	Sk	QB	TFL	Int	Yds	PD	FF	FR	SpT
Sept 11	@ Jac	L	1/1	3	2	1.0	-	0	0	0	0	0	0
Sept 18	Atl	W	1/1	2	1	1.0	-	0	0	0	0	0	0
Sept 25	Ari	W	1/1	3	3	1.0	-	0	0	0	0	0	0
Oct 2	@ Was	L	1/1	6	4	0.0	-	0	0	1	0	0	0
Oct 9	@ Stl	W	1/1	2	2	0.0	-	0	0	0	0	0	0
Oct 16	Hou	W	1/1	2	2	0.0	-	0	0	0	0	0	0
Oct 23	Dal	W	1/1	9	7	2.0	-	0	0	0	0	0	0
Nov 6	@ Ari	W	1/1	3	3	1.5	-	0	0	2	0	0	0
Nov 13	Stl	W	1/1	3	1	0.0	-	0	0	1	0	0	0
Nov 20	@ SF	W	1/1	3	2	1.0	-	0	0	1	1	0	0
Nov 27	NYG	W	1/1	2	2	0.0	-	0	0	0	0	0	0
Dec 5	@ Phi	W	1/0	1	0	0.5	-	0	0	1	0	0	0
Dec 12	SF	W	1/1	1	1	0.0	-	0	0	0	0	0	0
Dec 18	@ Tenn	W	1/1	2	2	0.0	-	0	0	0	0	0	0
Dec 24	Ind	W	1/1	2	0	0.0	-	0	0	0	0	0	0
Jan 1	@ GB	L	1/1	3	3	1.0	-	0	0	2	0	0	0
<b>Totals</b>			<b>13-3 16/15</b>	<b>47</b>	<b>35</b>	<b>9.0</b>	<b>-</b>	<b>0</b>	<b>0</b>	<b>8</b>	<b>1</b>	<b>0</b>	<b>0</b>

**Playoffs**

Jan 14	Was	W	1/1	8	5	1.0	-	0	0	0	1	0	0
Jan 22	Car	W	1/1	1	0	0.0	-	0	0	0	0	0	0
Feb 5	Pit	L	1/1	0	0	0.0	-	0	0	0	0	0	0
<b>Playoff Totals</b>			<b>2-1 3/3</b>	<b>9</b>	<b>5</b>	<b>1.0</b>	<b>-</b>	<b>0</b>	<b>0</b>	<b>0</b>	<b>1</b>	<b>0</b>	<b>0</b>

**2006 Seattle Seahawks**

Date	Opp	W/L	P/S	Tot Solo	Sk	QB	TFL	Int	Yds	PD	FF	FR	SpT
Sept 10	@ Det	W	1/1	2	2	1.0	-	0	0	0	0	1	0
Sept 17	Ari	W	1/1	1	0	0.0	-	0	0	0	0	0	0
Sept 24	NYG	W	1/1	2	2	0.0	-						

Bryce Fisher's NFL Statistics

Year	Team	TACKLES						INTERCEPTIONS					FUMBLES				
		GP	GS	Tot	Solo	Asst	Sk	Yds	No	Yds	Lg	TD	PD	FF	FR	Yds	SpT
2001	Buffalo	13	2	33	25	8	3.0	18.0	0	0	0	0	1	0	0	0	1
2002	St. Louis	4	0	11	3	8	0.0	0.0	0	0	0	0	0	0	0	0	0
2003	St. Louis	16	1	47	21	26	2.0	9.0	0	0	0	0	1	2	0	0	27
2004	St. Louis	16	14	77	38	39	8.5	73.0	0	0	0	0	3	2	0	0	4
2005	Seattle	16	15	47	35	12	9.0	56.5	0	0	0	0	8	1	0	0	0
2006	Seattle	16	16	46	37	9	4.0	30.0	0	0	0	0	0	0	1	0	0
2007	Seattle/Tenn.	10	0	9	5	4	0.0	0.0	0	0	0	0	0	0	0	0	0
<b>NFL Totals</b>		<b>91</b>	<b>48</b>	<b>270</b>	<b>164</b>	<b>106</b>	<b>26.5</b>	<b>186.5</b>	<b>0</b>	<b>0</b>	<b>0</b>	<b>0</b>	<b>13</b>	<b>5</b>	<b>1</b>	<b>0</b>	<b>32</b>

Year	Team	TACKLES						INTERCEPTIONS					FUMBLES				
		GP	GS	Tot	Solo	Asst	Sk	Yds	No	Yds	Lg	TD	PD	FF	FR	Yds	SpT
2003	St. Louis	1	0	0	0	0	0.0	0.0	0	0	0	0	0	0	0	0	0
2004	St. Louis	2	2	10	5	5	0.5	1.0	0	0	0	0	0	0	0	0	0
2005	Seattle	3	3	9	5	4	1.0	4.0	0	0	0	0	0	1	0	0	0
2006	Seattle	2	2	10	7	3	2.0	21.0	0	0	0	0	1	1	0	0	0
2007	Tennessee	0	0	0	0	0	0.0	0.0	0	0	0	0	0	0	0	0	0
<b>NFL Totals</b>		<b>8</b>	<b>7</b>	<b>29</b>	<b>17</b>	<b>12</b>	<b>3.5</b>	<b>26.0</b>	<b>0</b>	<b>0</b>	<b>0</b>	<b>0</b>	<b>1</b>	<b>2</b>	<b>0</b>	<b>0</b>	<b>0</b>

Single-Game Highs

Tackles - 10 (two times, last at New York Jets 1/2/04)  
 Sacks - 2 (four times, last at St. Louis 10/15/06)  
 Forced Fumbles - 1 (five times, last at San Francisco 11/20/05)  
 Forced Recoveries - 1 at Detroit (9/10/06)

Playoff Highs

Tackles - 8 vs. Washington (1/14/07)  
 Sacks - 2 vs. Dallas (1/6/07)  
 Forced Fumbles - 1 (two times, last vs. Dallas 1/6/07)

Front Office  
Coaching Staff  
Fisher/Ford  
Rookies  
2007 Season  
Records  
History  
Playoff History  
Sidelines

78



Jacob FORD



DEFENSIVE END

6'4" • 256 lbs. • Born: 7.20.83 • Exp. (NFL/Titans): 2/2 • D6b – 2007 • Central Arkansas  
 2007 GP/GS: 0/0 (Playoffs 0/0) • Career GP/GS: 0/0 (Playoffs 0/0) • Memphis, TN

**PRO:** After recovering from an Achilles injury that robbed him of his rookie season, Jacob Ford is prepared to contribute his pass-rushing talents to the defensive line rotation. The athletically-gifted Ford was one of the fastest defensive ends available in the 2007 rookie pool. But his talents were only briefly on display for the Titans before a left Achilles' injury resulted in his placement on injured reserve during his first training camp. A native of Memphis, Tenn., Ford's unique path to the NFL included one year at the University of Memphis, two years out of college, one season at Holmes Community College in Goodman, Miss., and finally two seasons at Central Arkansas. At the 2007 scouting combine, Ford ran the 40-yard dash in 4.68 seconds, the second-best time among

defensive ends, and bench pressed 225 pounds 19 times. He became the highest draft pick in Central Arkansas history after being selected by the Titans in the sixth round (204th overall) of the 2007 NFL Draft.

TITANS TIDBITS:

• Jacob Ford's father, the late Fred "Sweet Daddy Goodlow" Ford, was an internationally renowned jazz musician best known for his talents on the baritone saxophone. He played and recorded music with countless stars in the music business, such as Little Richard, B.B. King, Ray Charles and Jerry Lee Lewis, among others. Perhaps Sweet Daddy Goodlow's most popular collaboration was with Big Mama Thornton on the original 1952 hit single "Hound Dog."

- The Ford family was forced to endure a great tragedy during Jacob's senior season at Central Arkansas. The youngest daughter in the family, Sarah June, passed away in December 2006 due to a pulmonary embolism.

- Ford has earned his chance to play in the NFL under difficult circumstances. After being named to the All-Freshman Conference USA team in 2001, he spent the following two years out of college and out of football. He worked primarily in Memphis and Houston for FedEx and Hewlett Packard, respectively, loading trucks and sorting packages for deliveries. In 2004, he enrolled at Holmes (Goodman, Miss.) Community College and then spent his final two college seasons at Central Arkansas, the only school willing to give him a chance to continue his career.

**CAREER HIGHLIGHTS:**

**2007 (0/0):** Injured his left Achilles' tendon in practice on Aug. 13 and was placed on injured reserve on Aug. 20.

**COLLEGE:**

- In two seasons at Central Arkansas, totaled 102 tackles, 17 sacks and 32.5 tackles for loss.
- As a senior (2006), named first-team All-American by College Sports Report after starting all 10 games and leading the team with eight sacks and 15.5 tackles for loss. Added 48 tackles, four passes defended, three forced fumbles and one fumble recovery.
- As a junior (2005) at Central Arkansas,

named first-team All-Gulf South Conference, first-team All-Region and second-team All-American after starting all 14 games for Bears team that made NCAA Div. II quarterfinals.

- As a sophomore (2004) at Holmes Community College (Goodman, Miss.), played nine games and earned All-State honors.
- Was not enrolled in college during 2002 and 2003 seasons.
- As a freshman (2001) at Memphis, earned Freshman All-Conference USA honors after appearing in 10 games.
- Majored in mass communications.

**PERSONAL:**

- Single, splits time between Nashville and Memphis, Tenn.
- At Melrose (Memphis, Tenn.) High School, earned All-Shelby Metro, Prep Star All-Southeast Region and High Tech Tennessee's Top Prospect List honors as senior two-way lineman. Registered 229 tackles and 32 sacks during career and helped team win 1998 State Championship.
- Also ran track three seasons, competing in 110m and 300m hurdles.
- Enjoys drawing and painting portraits and landscapes.
- List of favorites: (movie) "300"; (TV show) "SportsCenter"; (actor) Will Smith; (musicians) Fred Ford; (sports hero) Jason Taylor; (school subject) history; (video game) Rock Band; and (food) sushi.
- Born Jacob Aaron Taylor Ford on July 20, 1983 in Memphis, Tenn.

**Jacob Ford's NFL Statistics**

Year	Team	TACKLES						Yds	INTERCEPTIONS					FUMBLES				
		GP	GS	Tot	Solo	Asst	Sk		No	Yds	Lg	TD	PD	FF	ER	Yds	SpT	
2007	Tennessee	0	0	0	0	0	0.0	0.0	0	0	0	0	0	0	0	0	0	0
<b>NFL Totals</b>		<b>0</b>	<b>0</b>	<b>0</b>	<b>0</b>	<b>0</b>	<b>0.0</b>	<b>0.0</b>	<b>0</b>	<b>0</b>	<b>0</b>	<b>0</b>	<b>0</b>	<b>0</b>	<b>0</b>	<b>0</b>	<b>0</b>	<b>0</b>



# 52



## Ryan FOWLER



### LINEBACKER

**6'1" • 250 lbs. • Born: 5.20.82 • Exp. (NFL/Titans): 5/2 • RFA (Dallas) – 2007 • Duke**  
**2007 GP/GS: 14/14 (Playoffs 0/0) • Career GP/GS: 46/17 (Playoffs 1/0) • Redington Shores, FL**

**PRO:** Signed by the Titans as a restricted free agent on March 20, 2007. Fowler is a sound, aggressive linebacker with good instincts that served as a valuable addition in his first year as the starting middle linebacker. Fowler edged out Stephen Tulloch for the starting role in training camp and went on to start the first 14 games of the 2007 campaign before being placed on injured reserve (shoulder) on Dec. 18. In his first season with the Titans, he collected 73 tackles (42 solo), including three tackles for loss and two passes defended. In 2006, Fowler was an asset for the Cowboys special teams unit leading the team with a career-high 24 tackles. Fowler was originally signed by the Cowboys as an undrafted free agent on April 30, 2004.

#### TITANS TIDBITS:

- Since he was 12-years old, Fowler finds his mother before every sporting event that he participates in and they hold hands while saying a prayer. If his mother isn't present, Fowler will position his body towards the direction in which his mother is located in another city.
- Fowler has another pre-game ritual. Before he falls asleep at the team hotel the night before every game, he reads a weekly letter written by his wife Stacy.
- Fowler was given his middle name Omead by his mother who is of Persian descent. On his right arm bears a tattoo of Omead which means "hope" in Persian.
- Fowler reached one of his goals when the Cowboys signed him as an undrafted free agent on April 30, 2004. However shortly after that Fowler suffered a lower back injury in off-season workouts that put his career in jeopardy. The linebacker was released by the Cowboys in May of 2004. Devastated by his release Fowler rehabbed his back while out of the NFL. Deemed healthy by the time training camp started, the rookie was re-signed by the Cowboys on Aug. 2, 2004.

#### CAREER HIGHLIGHTS:

- 2007 (14/14, 0/0 - Tennessee):** Started the first 14 games of the season at middle linebacker before being placed on injured reserve on Dec. 18, 2007. Registered a career-high 73 tackles (42 solo), three tackles for loss, two passes defended and two special teams tackles.
- At Jacksonville (9/9), played in his first game in a Titans' uniform and collected three tackles.
  - At New Orleans (9/24), posted seven tackles in a 31-14 victory on Monday Night Football. Collected a solo tackle on special teams coverage units.
  - Against Jacksonville (11/11), tied a career high with nine tackles, including two tackles for loss and a pass defended.
  - At Cincinnati (11/25), registered eight tackles (5 solo).
  - Against Houston (12/2), recorded seven tackles in the Titans' 28-20 victory.
  - Against San Diego (12/9), registered five solo tackles, including a tackle for loss. Teamed with Albert Haynesworth to stuff LaDainian Tomlinson for a 1-yard loss on the first play from scrimmage.
  - At Kansas City (12/16), tallied three tackles (1 solo) before leaving the game in the second quarter with a shoulder injury.
- 2006 (16/0, 1/0 – Dallas):** Played in all 16 games and led Cowboys special teams unit with 24 tackles. In a reserve role on defense Fowler recorded three tackles with one tackle for a loss.
- At Tennessee (10/1), recorded two special teams tackles and recorded season-high two tackles at linebacker.
- 2005 (14/3 – Dallas):** Played in 14 games with three starts at linebacker. Totaled a then career-high 16 tackles, four tackles for loss, one forced fumble and one fumble recovery. Also ranked second on team with 12 tackles on special teams. Was inactive two games (at San Francisco 9/25 and at Oakland 10/2) with strained left calf muscle.

- Against Denver (11/24), recorded first NFL start at middle linebacker for an injured Scott Shanle and posted two tackles. Also added one tackle on special teams.
- Against St. Louis (1/1), started at middle linebacker and led team with career-high nine tackles and two tackles for a loss.

**2004 (2/0 – Dallas):** As a rookie played in two contests primarily on special teams and totaled two tackles. Signed with Cowboys as an undrafted free agent on April 30 but was released month later. Re-signed with Dallas on Aug. 2 and was released on Sept. 5. Signed to Cowboys practice squad and spent first five weeks of season before being signed to active roster on Oct. 15. Was inactive for 10 games.

- Saw his first NFL action on special teams against Washington (12/26).
- In season finale at N.Y. Giants (1/2/05), led the team with two special teams tackles and a forced fumble.

**COLLEGE:**

- Two-time team captain, Fowler became second player in Duke history to lead team in tackles for three consecutive years. Finished career second on school's career tackles for a loss list (47.5), third on the career tackles list (495) and sixth on career sacks list (12.5).
- As senior, earned second-team All-ACC honors and registered 136 tackles.
- As junior, earned honorable mention All-ACC and Academic All-ACC honors after leading Duke with career-high 145 tackles.
- As sophomore, led Blue Devils in tackles (127) and sacks (three) and tied for team lead in tackles for loss (seven).
- As freshman, earned Freshman All-

America honors from *The Sporting News* and was named Duke's Most Outstanding Linebacker as a true freshman after leading Blue Devils with 87 tackles. He also led team in tackles for a loss (13) and sacks (seven) - the fourth best single-season sack total in school history.

**PERSONAL:**

- Married to Stacy (2/26/05), couple splits time between Nashville and Seminole, Fla., with daughters, Macy (12/5/05) and Ella (4/14/08).
- Three-year letterman at Seminole High School in Redington Shores, Fla., playing quarterback, running back and linebacker. As a senior, he captained a team that went 8-2 and made an appearance in the state playoffs.
- In high school was also the state of Florida champion in discus as a junior and senior for Seminole track and field team.
- Attended NFL Business Management and Entrepreneurial Program at Wharton School at Penn during 2006 off-season.
- In Dallas he participated in The Salvation Army Angel Tree program - donating Christmas gifts for underprivileged children in 2004 and 2005.
- List of favorites: (TV Show) "Family Guy"; (Movie) "Coming To America"; (Sports Heroes) Joe Montana and Jerry Rice; (Restaurant/Food) Pappas Brothers/Steak; (Vacation Getaway) Maui; (Car) Dodge Charger SRT8; (Musician) John Legend and (Actor) Kevin Spacey.
- Hobbies include fishing and playing with his daughters Macy and Ella.
- Born Ryan Omead Fowler on May 20, 1982 in Tampa, Fla.

**FWOWER GAME-BY-GAME**

2004 Dallas Cowboys														
Date	Opp	W/L	P/S	Tot	Solo	Sk	QB	TFL	Int	Yds	PD	FF	FR	SpT
Sep 12	@ Min	L												
Sep 19	Cle	W												
Sep 27	@ Was	W												
Oct 10	@ NYG	L												
Oct 17	Pit	L												
Oct 24	@ GB	L												
Oct 31	Det	W												
Nov 7	@ Cin	L												
Nov 15	Phi	L												
Nov 21	@ Bal	L												
Nov 25	Chi	W												
Dec 6	@ Sea	W												
Dec 12	NO	L												
Dec 19	@ Phi	W												
Dec 26	Was	L	1/0	0	0	0.0	-	-	0	0	0	0	0	0
Jan 2	@ NYG	W	1/0	0	0	0.0	-	-	0	0	0	0	0	0
<b>Totals</b>			<b>7-9</b>	<b>2/0</b>	<b>0</b>	<b>0.0</b>	<b>-</b>	<b>-</b>	<b>0</b>	<b>0</b>	<b>0</b>	<b>0</b>	<b>0</b>	<b>2</b>

2005 Dallas Cowboys														
Date	Opp	W/L	P/S	Tot	Solo	Sk	QB	TFL	Int	Yds	PD	FF	FR	SpT
Sep 11	@ SD	W	1/0	0	0	0.0	-	-	0	0	0	0	0	0
Sep 19	Was	L	1/0	0	0	0.0	-	-	0	0	0	0	0	0
Sep 25	@ SF	W												
Oct 2	@ Oak	L												
Oct 9	Phi	W	1/0	0	0	0.0	-	-	0	0	0	0	0	0
Oct 16	NYG	W	1/0	0	0	0.0	-	-	0	0	0	0	0	0
Oct 23	@ Sea	L	1/0	0	0	0.0	-	-	0	0	0	0	0	0
Oct 30	Ari	W	1/0	0	0	0.0	-	-	0	0	0	0	0	0
Nov 14	@ Phi	W	1/0	0	0	0.0	-	-	0	0	0	0	0	0
Nov 20	Det	W	1/0	0	0	0.0	-	-	0	0	0	0	0	0
Nov 24	Den	L	1/1	2	2	0.0	-	-	0	0	0	0	0	0
Dec 4	@ NYG	L	1/0	0	0	0.0	-	-	0	0	0	0	0	0
Dec 11	Chi	W	1/0	0	0	0.0	-	-	0	0	0	0	0	0
Dec 18	@ Was	L	1/0	0	0	0.0	-	-	0	0	0	1	1	0
Dec 24	@ Car	W	1/1	5	3	0.0	-	-	0	0	0	0	0	0
Jan 1	StL	L	1/1	9	7	0.0	-	-	0	0	0	0	0	0
<b>Totals</b>			<b>9-7</b>	<b>14/3</b>	<b>16</b>	<b>12</b>	<b>0.0</b>	<b>-</b>	<b>-</b>	<b>0</b>	<b>0</b>	<b>0</b>	<b>1</b>	<b>12</b>

FWLER GAME-BY-GAME

Front Office

Coaching Staff

Fowler/Fuller

2006 Dallas Cowboys														2007 Tennessee Titans															
Date	Opp.	W/L	P/S	Tot	Solo	Sk	QBP	TFL	Int	Yds	PD	FF	FR	Spt	Date	Opp.	W/L	P/S	Tot	Solo	Sk	QBP	TFL	Int	Yds	PD	FF	FR	Spt
Sept 10	@ Jax	L	1/0	0	0	0.0	-	-	0	0	0	0	0	-	Sept 9	@ Jax	W	1/1	3	1	0.0	0	0	0	0	0	0	0	0
Sept 17	Was	W	1/0	0	0	0.0	-	-	0	0	0	0	0	-	Sept 16	Ind	L	1/1	7	4	0.0	0	0	0	0	0	0	0	0
Oct 1	@ Ten	W	1/0	2	0	0.0	-	-	0	0	0	0	0	-	Sept 24	@ NO	W	1/1	7	2	0.0	0	0	0	0	0	0	0	1
Oct 8	@ Phi	L	1/0	0	0	0.0	-	-	0	0	0	0	0	-	Oct 7	@ Atl	W	1/1	3	2	0.0	0	0	0	0	0	0	0	0
Oct 15	Hou	W	1/0	0	0	0.0	-	-	0	0	0	0	0	-	Oct 14	@ TB	L	1/1	3	2	0.0	0	0	0	0	0	0	0	0
Oct 23	NYG	L	1/0	0	0	0.0	-	-	0	0	0	0	0	-	Oct 21	@ Hou	W	1/1	1	1	0.0	0	0	0	0	0	1	0	0
Oct 29	@ Car	W	1/0	0	0	0.0	-	-	0	0	0	0	0	-	Oct 28	Oak	W	1/1	5	3	0.0	0	0	0	0	0	0	0	1
Nov 5	Was	L	1/0	0	0	0.0	-	-	0	0	0	0	0	-	Nov 4	@ Car	W	1/1	6	4	0.0	0	0	0	0	0	0	0	0
Nov 12	@ Ari	W	1/0	0	0	0.0	-	-	0	0	0	0	0	-	Nov 11	Jax	L	1/1	9	5	0.0	0	2	0	0	1	0	0	0
Nov 19	Ind	W	1/0	0	0	0.0	-	-	0	0	0	0	0	-	Nov 19	@ Den	L	1/1	6	3	0.0	0	0	0	0	0	0	0	0
Nov 23	TB	W	1/0	0	0	0.0	-	-	0	0	0	0	0	-	Nov 25	@ Cin	L	1/1	8	5	0.0	0	0	0	0	0	0	0	0
Dec 3	@ NYG	W	1/0	0	0	0.0	-	-	0	0	0	0	0	-	Dec 2	Hou	W	1/1	7	4	0.0	0	0	0	0	0	0	0	0
Dec 10	NO	L	1/0	1	1	0.0	-	-	0	0	0	0	0	-	Dec 9	SD	L	1/1	5	5	0.0	0	1	0	0	0	0	0	0
Dec 16	@ Atl	W	1/0	0	0	0.0	-	-	0	0	0	0	0	-	Dec 16	@ KC	W	1/1	3	1	0.0	0	0	0	0	0	0	0	0
Dec 25	Phi	L	1/0	0	0	0.0	-	-	0	0	0	0	0	-	Dec 23	NYJ	W	1/1	PLACED ON INJURED RESERVE	12/18/07									
Dec 31	Det	L	1/0	0	0	0.0	-	-	0	0	0	0	0	-	Dec 30	@ Ind	W												
<b>Totals</b>	9-7	16/0		3	1	0.0	-	-	0	0	0	0	0	24	<b>Totals</b>	10-6	14/14		73	42	0.0	0	3	0	0	2	0	0	2
<b>PLAYOFFS</b>															<b>Playoffs</b>														
Jan 6	Sea	L	1/0	0	0	0.0	-	-	0	0	0	0	0	0	Jan 6	@ SD	L	1/1	INJURED RESERVE										
<b>Totals</b>	0-1	1/0		0	0	0.0	-	-	0	0	0	0	0	0	<b>Totals</b>	0-1													

Rookies

2007 Season

Records

History

Playoff History

Sidelines

Ryan Fowler's NFL Statistics

Year	Team	TACKLES						INTERCEPTIONS					FUMBLES				
		GP	GS	Tot	Solo	Asst	Sk	Yds	No	Yds	Lg	TD	PD	FF	FR	Yds	SpT
2004	Dallas	2	0	0	0	0	0.0	0.0	0	0	0	0	0	1	0	0	2
2005	Dallas	14	3	16	12	4	0.0	0.0	0	0	0	0	0	1	1	0	12
2006	Dallas	16	0	3	1	2	0.0	0.0	0	0	0	0	0	0	0	0	24
2007	Tennessee	14	14	73	42	31	0.0	0.0	0	0	0	0	2	0	0	0	2
<b>NFL Totals</b>		<b>46</b>	<b>17</b>	<b>92</b>	<b>55</b>	<b>37</b>	<b>0.0</b>	<b>0.0</b>	<b>0</b>	<b>0</b>	<b>0</b>	<b>2</b>	<b>2</b>	<b>1</b>	<b>0</b>	<b>40</b>	
Year	Team	TACKLES						INTERCEPTIONS					FUMBLES				
		GP	GS	Tot	Solo	Asst	Sk	Yds	No	Yds	Lg	TD	PD	FF	FR	Yds	SpT
2006	Dallas	1	0	0	0	0	0	0	0	0	0	0	0	0	0	0	0
2007	Tennessee	0	0	0	0	0	0	0	0	0	0	0	0	0	0	0	0
<b>Playoff Totals</b>		<b>1</b>	<b>0</b>	<b>0</b>	<b>0</b>	<b>0</b>	<b>0</b>	<b>0</b>	<b>0</b>	<b>0</b>	<b>0</b>	<b>0</b>	<b>0</b>	<b>0</b>	<b>0</b>	<b>0</b>	<b>0</b>

**Single-Game Highs**  
 Tackles - 9 (two times, last vs. Jacksonville 11/11/07)  
 Forced Fumbles - 1 (two times, last at Washington 10/18/05)  
 Fumble Recoveries - 1 at Washington (10/18/05)  
 Passes Defensed: 1 (two times, last vs. Jacksonville 11/11/07)

**Additional Statistics**  
 Special Teams Forced Fumbles - 1 in 2005

22



Vincent FULLER



SAFETY

6'1" • 190 lbs. • Born: 8.3.82 • Exp. (NFL/Titans): 4/4 • D4a – 2005 • Virginia Tech  
 2007 GP/GS: 16/0 (Playoffs 1/0) • Career GP/GS: 34/0 (Playoffs 1/0) • Baltimore, MD

**PRO:** In his initial three NFL seasons, Titans defensive back Vincent Fuller has garnered a reputation as a dedicated worker, fierce competitor and a versatile defender with a knack for being around the ball. He played a full-time role in 2007 as the team's nickel defensive back while maintaining significant responsibilities on special teams. Playing in all 16 games, he pro-

duced 35 tackles, one sack and two interceptions, both of which he returned for touchdowns. After playing both cornerback and safety at Virginia Tech, Fuller's contributions as a rookie in 2005 were cut short two games into the season, when a right fibula injury landed him on injured reserve. He returned to play in every game as a special teams leader in his second season,

paving the way for his nickel role in his third campaign. In 34 career games, he has totaled 50 tackles, one sack, five quarterback pressures, two tackles for loss, two interceptions, six passes defended, two forced fumbles and 15 special teams stops. In pre-draft workouts, Fuller measured a 4.43-second 40-yard dash and a 37-inch vertical jump. He was selected in the fourth round (108th overall) in the 2005 NFL Draft.

**TITANS TIDBITS:**

- Fuller followed in the footsteps of his cousin Damien Russell by playing for Virginia Tech and then in the NFL. Russell played safety for the Hokies (1988-91) and the San Francisco 49ers (1993).
- During his sophomore year at Virginia Tech, Fuller's cousin Jammal Smoot died in a fatal car accident. The two were very close, and Fuller has stated that not having his cousin in his life has been the most difficult experience he has been forced to overcome.
- After football, Fuller wants to further his education, even possibly attend law school. He also has an interest in coaching high school football.
- Fuller credits his experience as a quarterback at Woodlawn High School in Baltimore, Md., as one of the reasons for his aptitude in understanding offenses.

**CAREER HIGHLIGHTS:**

- **2007 (16/0, 1/0):** Played in 16 games as team's nickel defensive back and posted career highs in tackles (35), interceptions (two), passes defended (four), sacks (one) and quarterback pressures (three). Added five stops on special teams.
- At New Orleans (9/24), collected first career interception when he snared a Drew Brees pass intended for Lance Moore and returned it 61 yards for a touchdown with 2:39 remaining in fourth quarter.
- Against Atlanta (10/7), picked off Joey Harrington pass and returned it 76 yards for a go-ahead touchdown. Became first NFL player to record consecutive games with interception return for touchdown since Darren Sharper, who accomplished feat in final game of 2004 season (1/2/05) and first game of 2005 season (9/11/05).
- At Denver (11/19), notched first career sack, taking down Jay Cutler for seven-yard loss on blitz.
- At Kansas City (12/16), recovered Eddie Drummond's muffed punt, which led to

Titans field goal.

- In Wild Card Game at San Diego (1/6), recorded two tackles in playoff debut.
- **2006 (16/0):** Played in all 16 games and posted 15 tackles, two quarterback pressures, two passes defended and two forced fumbles in a reserve role on defense. Registered 10 tackles on special teams.
- At Miami (9/24), recorded first career tackle in limited action at safety.
- At Philadelphia (11/19), played nickel back and set career high with eight tackles. Added one forced fumble and one pass defended in win.
- **2005 (2/0):** Played in two games before suffering season-ending right fibula injury against Baltimore (9/18). Was inactive for five games (9/25 at St. Louis through 10/23 at Arizona) before being placed on injured reserve Oct. 29.
- In season opener at Pittsburgh (9/11), made NFL debut as nickel defensive back.
- Against Baltimore (9/18), injured right fibula on opening kickoff.

**COLLEGE:**

- During his 50-game Virginia Tech career, totaled 142 tackles, a half-sack, 19 pass deflections, eight interceptions, three fumble recoveries, and returned blocked field goal 74 yards for touchdown.
- As senior, was All-ACC honorable mention selection, starting 13 games for ACC Champions. Moved back to free safety from cornerback and recorded 51 tackles, four deflected passes, three interceptions and a forced fumble.
- As junior, played in every game with three starts at cornerback. Recorded career-high 56 tackles, seven passes defended, an interception, three fumble recoveries and two forced fumbles.
- Graduated with degree in business information technology.

**PERSONAL:**

- Single, splits time between Nashville and Baltimore, Md.
- Played quarterback, free safety and cornerback while earning All-State, All-County, All-Metro, Prep Star (All-American) and *USA Today* honorable mention as a senior at Woodlawn High School in Baltimore, Md. Concluded high school career with over 100 tackles and 10 interceptions on defense. Passed for 2,685 yards, including 28 touchdown passes, along with more than 1,000 yards rushing and 20 rushing touchdowns.



- Received All-State honors in track and the Unsung Hero Award in basketball during high school.
- Participated in Titans Caravan, "Read Across America" Week, David Thornton's Cold Feet/Warm Shoes program, Cortland Finnegan's "Karaoke for the Cure" to benefit The Leukemia & Lymphoma Society and Titans Kids Club Day.

- List of favorites: (movie) "GoodFellas"; (TV show) "Pardon The Interruption"; (musical artist) Jay-Z; (video game) Madden; (food) Stoney River's "legendary filet"; (actor) Denzel Washington; (vacation getaway) "being at home"; and (book) "Pride and Prejudice."
- Born Vincent Fuller II on Aug. 3, 1982 in Baltimore, Md.

## FULLER GAME-BY-GAME

2005 Tennessee Titans														
Date	Opp.	W/L	P/S	Tot	Solo	Sk	QBP	TFL	Int	Yds	PD	FF	FR	SpT
Sept 11	@ Pit	L	1/0	0	0	0	0	0	0	0	0	0	0	0
Sept 18	Bal	W	1/0	0	0	0	0	0	0	0	0	0	0	0
Sept 25	@ Stl	L	0/0											
Oct 2	@ Ind	L	0/0											
Oct 9	@ Hou	W	0/0											
Oct 16	Cin	L	0/0											
Oct 23	@ Ari	L	0/0											
Oct 30	Oak	L	0/0											
Nov 6	@ Cle	L	0/0											
Nov 20	Jax	L	0/0											
Nov 27	S.F.	W	0/0											
Dec 4	@ Ind	L	0/0											
Dec 11	Hou	W	0/0											
Dec 18	Sea	L	0/0											
Dec 24	@ Mia	L	0/0											
Jan 1	@ Jax	L	0/0											
<b>Totals</b>				<b>4-12</b>	<b>2/0</b>	<b>0</b>	<b>0</b>	<b>0</b>	<b>0</b>	<b>0</b>	<b>0</b>	<b>0</b>	<b>0</b>	<b>0</b>

2007 Tennessee Titans														
Date	Opp.	W/L	P/S	Tot	Solo	Sk	QBP	TFL	Int	Yds	PD	FF	FR	SpT
Sept 9	@ Jax	W	1/0	2	2	0.0	0	0	0	0	0	0	0	0
Sept 16	Ind	L	1/0	1	1	0.0	0	0	0	0	0	0	0	1
Sept 24	@ NO	W	1/0	3	1	0.0	0	0	1	61	1	0	0	0
Oct 7	Atl	W	1/0	2	1	0.0	1	0	1	76	1	0	0	0
Oct 14	@ TB	L	1/0	3	3	0.0	0	0	0	0	0	0	0	1
Oct 21	@ Hou	W	1/0	3	3	0.0	0	0	0	0	0	0	0	0
Oct 28	Oak	W	1/0	1	1	0.0	0	0	0	0	0	0	0	2
Nov 4	Car	W	1/0	2	2	0.0	1	0	0	0	0	0	0	0
Nov 11	Jax	L	1/0	1	0	0.0	0	0	0	0	1	0	0	1
Nov 19	@ Den	L	1/0	2	1	1.0	0	0	0	0	0	0	0	0
Nov 25	@ Cin	L	1/0	4	1	0.0	0	0	0	0	0	0	0	0
Dec 2	Hou	W	1/0	0	0	0.0	1	0	0	0	1	0	0	0
Dec 9	SD	L	1/0	7	7	0.0	0	1	0	0	0	0	0	0
Dec 16	@ KC	W	1/0	1	1	0.0	0	0	0	0	0	0	0	0
Dec 23	NYJ	W	1/0	0	0	0.0	0	0	0	0	0	0	0	0
Dec 30	@ Ind	W	1/0	3	3	0.0	0	1	0	0	0	0	0	0
<b>Totals</b>				<b>10-6</b>	<b>16/0</b>	<b>35</b>	<b>27</b>	<b>1.0</b>	<b>3</b>	<b>2</b>	<b>2</b>	<b>137</b>	<b>4</b>	<b>0</b>

2006 Tennessee Titans														
Date	Opp.	W/L	P/S	Tot	Solo	Sk	QBP	TFL	Int	Yds	PD	FF	FR	SpT
Sept 10	NYJ	L	1/0	0	0	0.0	0	0	0	0	0	0	0	1
Sept 17	@ SD	L	1/0	0	0	0.0	0	0	0	0	0	0	0	0
Sept 24	@ Mia	L	1/0	1	0	0.0	0	0	0	0	0	0	0	0
Oct 1	Dal	L	1/0	0	0	0.0	0	0	0	0	0	0	0	0
Oct 8	@ Ind	L	1/0	0	0	0.0	0	0	0	0	0	0	0	1
Oct 15	@ Was	W	1/0	1	1	0.0	0	0	0	0	0	0	0	1
Oct 29	Hou	W	1/0	1	1	0.0	0	0	0	0	1	0	0	0
Nov 5	@ Jax	L	1/0	0	0	0.0	1	0	0	0	0	0	0	0
Nov 12	Bal	L	1/0	1	1	0.0	0	0	0	0	0	0	0	2
Nov 19	@ Phi	W	1/0	8	6	0.0	0	0	0	1	1	0	0	0
Nov 26	NYG	W	1/0	0	0	0.0	0	0	0	0	0	0	0	1
Dec 3	Ind	W	1/0	1	1	0.0	0	0	0	0	0	0	0	0
Dec 10	@ Hou	W	1/0	0	0	0.0	0	0	0	0	0	0	0	1
Dec 17	Jax	W	1/0	0	0	0.0	1	0	0	1	0	0	0	1
Dec 24	@ Buf	W	1/0	0	0	0.0	0	0	0	0	0	0	0	1
Dec 31	NE	L	1/0	2	1	0.0	0	0	0	0	0	0	0	0
<b>Totals</b>				<b>8-8</b>	<b>16/0</b>	<b>15</b>	<b>11</b>	<b>0.0</b>	<b>2</b>	<b>0</b>	<b>0</b>	<b>2</b>	<b>2</b>	<b>0</b>



## Vincent Fuller's NFL Statistics

Year	Team	TACKLES							INTERCEPTIONS				FUMBLES				
		GP	GS	Tot	Solo	Asst	Sk	Yds	No	Yds	Lg	TD	PD	FF	ER	Yds	SpT
2005	Tennessee	2	0	0	0	0	0.0	0.0	0	0	0	0	0	0	0	0	0
2006	Tennessee	16	0	15	11	4	0.0	0.0	0	0	0	2	2	0	0	10	
2007	Tennessee	16	0	35	27	8	1.0	7.0	2	137	76	2	4	0	0	5	
<b>NFL Totals</b>		<b>34</b>	<b>0</b>	<b>50</b>	<b>38</b>	<b>12</b>	<b>1.0</b>	<b>7.0</b>	<b>2</b>	<b>137</b>	<b>76</b>	<b>2</b>	<b>6</b>	<b>2</b>	<b>0</b>	<b>15</b>	

Year	Team	TACKLES							INTERCEPTIONS				FUMBLES				
		GP	GS	Tot	Solo	Asst	Sk	Yds	No	Yds	Lg	TD	PD	FF	ER	Yds	SpT
2007	Tennessee	1	0	2	2	0	0	0	0	0	0	0	0	0	0	0	0
<b>Playoff Totals</b>		<b>1</b>	<b>0</b>	<b>2</b>	<b>2</b>	<b>0</b>	<b>0</b>	<b>0</b>	<b>0</b>	<b>0</b>	<b>0</b>	<b>0</b>	<b>0</b>	<b>0</b>	<b>0</b>	<b>0</b>	<b>0</b>

### Single-Game Highs

- Tackles - 8 at Philadelphia (11/19/06)
- Interceptions - 1 (two times, last vs. Atlanta 10/7/07)
- Passes defended - 1 (six times, last vs. Houston 12/2/07)
- Special Teams tackles - 2 (two times, last vs. Oakland 10/28/07)

### Playoff Single-Game Highs

- Tackles - 2 at San Diego(1/6/08)

### Additional Statistics

- Touchdowns - 2 (61-yard interception return at New Orleans 9/24/07; 76-yard interception return vs. Atlanta (10/7/07)
- Special Teams Fumble Recoveries - 1 (2007)

12



Justin  
GAGE



WIDE RECEIVER

6'4" • 212 lbs. • Born: 1.24.81 • Exp. (NFL/Titans): 6/2 • UFA (Chicago) – 2007 • Missouri  
2007 GP/GS: 16/8 (Playoffs 1/1) • Career GP/GS: 65/24 (Playoffs 3/2) • Jefferson City, MO

**PRO:** Justin Gage returns to the Titans after signing a multi-year deal with the team in the offseason. A big target with speed to stretch the field, he is coming off the most successful season of his career. In 2007, the 6-4, 212-pound receiver led the Titans with a career-high 750 receiving yards and tied for the team lead with a career-best 55 receptions. Throughout his career Gage has had a knack for getting first down yardage. Of his 119 career receptions, 90 (75.6 percent) have resulted in first downs. The veteran wideout improved on that mark in 2007 with 45 of his 55 catches (81.8 percent) moving the chains. That was the third-highest percentage in the NFL among qualifying players (minimum 32 receptions), behind only Terrell Owens (85.2 percent) and Brandon Stokley (85.0). This season, the Titans offense will rely on his athleticism and ability to line up in the slot or on the outside, making him a dangerous pass catcher for Vince Young. Gage's first four NFL seasons were spent in Chicago, where he contributed 64 receptions for 908 yards (14.2 avg.) and four touchdowns in 49 games (16 starts). In 2005, he reached then career highs with 31 receptions for 346 yards and tied a career-high with two touchdowns. As a rookie in 2003, Gage led the Bears with a 19.9-yards-per-reception average (17 receptions for 338 yards). Gage is a natural athlete who played three years on Missouri's basketball team and switched from quarterback to wide receiver prior to his sophomore year of college. Gage originally was a fifth-round selection (143rd overall) by the Chicago Bears in the 2003 NFL Draft.

**TITANS TIDBITS:**

- During the 2008 offseason, Gage founded the Twelve Starz Foundation, which benefits underprivileged youth in his hometown of Jefferson City, Mo.
- Gage was still relatively new to the receiver

position when he entered the NFL in 2003. He converted from quarterback prior to his sophomore year at Missouri. In high school, he played quarterback and earned all-state honors as a defensive back.

- Gage's first career touchdown pass at Missouri was a one-yard toss to current Titans teammate Dwayne Blakley against Texas A&M (11/13/99).
- The multi-talented Gage was a two-sport standout at Missouri. For his first three years of college, he played in a total of 73 games with the basketball team and averaged 2.1 points and 2.9 rebounds per game. He decided prior to his senior year to focus strictly on football.
- For five years, Gage has co-hosted an off-season youth football camp at Concordia University Chicago with former Chicago Bears guard and second cousin Revie Sorey.

**CAREER HIGHLIGHTS:**

**2007 (16/8, 1/1):** Saw action in all 16 games with eight starts. Started the final seven games of the regular season and tied for the team lead with 55 receptions, while leading the team with 750 receiving yards. Of Gage's 55 receptions, 45 of them – 81.8 percent – resulted in first downs. That was the third-highest percentage in the NFL among qualifying players (min. 32 receptions), behind only Terrell Owens (85.2 percent) and Brandon Stokley (85.0). Led or tied for the team lead in receptions six times in 2007 (at JAX, vs. OAK, vs. JAX, at DEN, vs. HST, at IND). Led the team in receiving yards seven times in 2007 (at JAX, at TB, vs. OAK, vs. JAX, at DEN, at CIN, at IND). Tied for the team lead in special teams tackles once in 2007 (at NO). Set a career-high with 104 receiving yards on seven receptions against Indianapolis (12/30).

- At Tampa Bay (10/14), led the team with 82 receiving yards on four catches. Extended the Titans' touchdown drive with a 42-yard grab over the middle from Kerry Collins on third-and-nine in the fourth quarter.

- At Houston (10/21), snared five receptions for 48 yards in the Titans' thrilling 38-36 victory over the Texans. Kept the Titans' first touchdown drive alive with a full extension catch over the middle for 24 yards on third-and-five in the second quarter.

- Against Jacksonville (11/11), led the team with seven receptions and 90 receiving yards, while grabbing his first touchdown in a Titans' uniform. Made a juggling catch in the end zone for a 20-yard touchdown reception on third-and-nine in the fourth quarter.

- At Cincinnati (11/25), led the team with 98 receiving yards on four catches, including a career-best 73-yard reception.

- Against Houston (12/2), tied for the team lead with five receptions for 64 yards and a touchdown in the Titans' 28-20 victory. Gave the Titans a 21-10 advantage with a leaping, 11-yard touchdown grab in the corner of the end zone in the third quarter.

- At Indianapolis (12/30), led the team and matched a career-best with seven receptions for a career-high 104 receiving yards in the Titans' 16-10 playoff-clinching victory.

- **2006 (8/0, 1/0 – Chicago):** Played eight games in final season with Bears and totaled four receptions for 68 yards. Was inactive for eight contests.

- Against Buffalo (10/8), registered two receptions for 17 yards and forced Bills fumble on special teams.

- Against Miami (11/5), totaled season-high 51 yards on two receptions, including 34-yarder.

- **2005 (15/11, 1/1 – Chicago):** Set new career high with 11 starts in 15 total games with Bears. As second receiver for most of season, registered career-best marks for receptions (31) and yards (346) while tying previous best with two touchdown receptions. Led team by recording first downs on 22-of-31 receptions (71.0%). Paced Bears in receptions in four games while leading the team in receiving yards in two contests. Inactive in one game (10/23 against Baltimore).

- At New Orleans (11/6), led Bears with four receptions for 28 yards, including four-yard touchdown.

- Against Carolina (11/20), set new career high with seven catches for team-high 81 yards.

- At Tampa Bay (11/27), tied for team-high with four receptions for 32 yards.

- At Minnesota (1/1/06), led team with 67 yards on six receptions, including four-yard touchdown.

- In Divisional Playoff against Carolina (1/15/06), recorded three receptions for 28 yards, including 24-yard reception.

- **2004 (16/2 – Chicago):** Appeared in 16 games with Bears and started two contests. Ranked sixth on team with 156 yards on 12 receptions, including three receptions of 20 yards or longer.

- Against Detroit (9/12), gained 56 yards on reverse on punt return and added one reception for nine yards.

- At Tampa Bay (10/24), led Bears with four receptions for 43 yards.

- **2003 (10/3 – Chicago):** Led Bears with 19.9-yards receiving average as rookie. Registered 17 receptions for 338 yards and two touchdowns in 10 games (three starts). Five of first six career receptions went for more than 20 yards. Inactive for season's first five games and for season finale against Kansas City (12/28) with knee injury.

- At Seattle (10/19), made NFL debut and registered two receptions for 26 yards, including 21-yard catch.

- Against Detroit (10/26), led team with 58 receiving yards on two receptions, including 37-yard reception and first NFL touchdown (21 yards).

- Against San Diego (11/2), made first NFL start in three-WR set. Totaled two receptions for 52 yards.

- Against Arizona (11/30), recorded season high with 100 yards on four receptions, including long of 57 yards.

- Against Washington (12/21), started second consecutive game and tied for team lead with four receptions for 42 yards, including 11-yard touchdown. Left game in second half due to knee injury.

## Highest Percentage of Receptions for First Downs in 2007

Player	Team	First		Pct.
		Rec.	Downs	
1. Terrell Owens	Dal	81	69	85.2
2. Brandon Stokley	Den	40	34	85.0
3. <b>Justin Gage</b>	<b>Ten</b>	<b>55</b>	<b>45</b>	<b>81.8</b>
4. Santonio Holmes	Pit	52	42	80.8
5. Chad Johnson	Cin	93	74	79.6
6. Calvin Johnson	Det	48	38	79.2
7. Ernest Wilford	Jac	45	35	77.8
8. Reggie Williams	Jac	38	29	76.3
9. Randy Moss	NE	98	74	75.5
10. Antwan Randle El	Was	51	38	74.5

## COLLEGE:

- Three-time all-Big 12 Conference selection at Missouri started each of team's 34 games during final three years, finishing with 200 career catches for 2,704 yards and 18 touchdowns while leading the team in receiving each season.
- Also passed for 258 yards by completing 18 of 49 passes with four touchdowns before switching from quarterback to receiver prior to sophomore season.
- As senior, named first-team All-Big 12 after leading team with single-season school record 82 receptions for 1,075 yards and nine touchdowns.
- As junior, ranked 13th in NCAA with 6.8 receptions per game, posted team-high 74 receptions (third-highest total in school history) and gained 920 yards receiving (fifth-best in team annals) with five touchdowns. Earned consensus first-team all-Big 12 honors.
- Scheduled to redshirt as freshman, but was forced into action at quarterback in final three games and completed 14 of 41 passes for 138 yards and two touchdowns.
- Majored in business.

## PERSONAL:

- Engaged to Joy Carter, splits time between Nashville and St. Louis, Mo. Has a son, Justin Corde Gage (6/16/08).
- Standout quarterback at Jefferson City (Mo.) H.S. added second-team all-state honors as defensive back. Passed for 1,148 yards and 21 touchdowns while rushing for 702 yards and 12 touchdowns as senior.
- Also lettered in basketball in high school.
- Took part in Titans Caravan 2008 in April visiting fans in Lebanon, Gallatin, Bowling Green and White House.
- Active with Boys & Girls Club in Jefferson City.
- List of favorites: (movie) "Harlem Nights"; (TV show) "24"; (actor) Denzel Washington; (actress) Salma Hayek; (musicians) Trick Daddy and Lil' Wayne; (school subject) math; (video games) any action games; (vacation getaway) Bahamas; and (food) soul food.
- Born Justin Charles Gage on Jan. 24, 1981 in Indianapolis, Ind.

Front Office

Coaching Staff

Gage

Rookies

2007 Season

Records

History

Playoff History

Sidelines

## GAGE GAME-BY-GAME

2003 Chicago Bears										2005 Chicago Bears									
RECEIVING										RECEIVING									
Date	Opp.	W/L	P/S	No	Yds	Avg	Lg	TD		Date	Opp.	W/L	P/S	No	Yds	Avg	Lg	TD	
Sep 7	@ SF	L		INACTIVE						Sep 11	@ Was	L	1/1	1	10	10.0	10	0	
Sep 14	@ Min	L		INACTIVE						Sep 18	Det	W	1/1	1	21	21.0	21	0	
Sep 29	GB	L		INACTIVE						Sep 25	Cin	L	1/1	0	0	0.0	0	0	
Oct 5	Oak	W		INACTIVE						Oct 9	@ Cle	L	1/0	0	0	0.0	0	0	
Oct 12	@ NO	L		INACTIVE						Oct 16	Min	W	1/0	0	0	0.0	0	0	
Oct 19	@ Sea	L	1/0	2	26	13.0	21	0		Oct 23	Bal	W		INACTIVE					
Oct 26	Det	W	1/0	2	58	29.0	37	1		Oct 30	@ Det	W	1/0	2	47	23.5	25	0	
Nov 2	SD	W	1/1	2	52	26.0	28	0		Nov 6	@ NO	W	1/1	4	28	7.0	13	1	
Nov 9	@ Det	L	1/0	1	16	16.0	16	0		Nov 13	SF	W	1/1	1	6	6.0	6	0	
Nov 16	@ STL	L	1/0	0	0	0.0	0	0		Nov 20	Car	W	1/1	7	81	11.6	18	0	
Nov 23	@ Den	W	1/0	0	0	0.0	0	0		Nov 27	@ TB	W	1/1	4	32	8.0	13	0	
Nov 30	Ari	W	1/0	4	100	25.0	57	0		Dec 4	GB	W	1/0	0	0	0.0	0	0	
Dec 7	@ GB	L	1/0	1	28	28.0	28	0		Dec 11	@ Pit	L	1/1	1	11	11.0	11	0	
Dec 14	Min	W	1/1	1	16	16.0	16	0		Dec 18	Atl	W	1/1	2	29	14.5	19	0	
Dec 21	Was	W	1/1	4	42	10.5	12	1		Dec 25	@ GB	W	1/1	2	14	7.0	8	0	
Dec 28	@ KC	L		INACTIVE						Jan 1	@ Min	L	1/1	6	67	11.2	21	1	
<b>Totals</b>			7-9	10/3	17	338	19.9	57	2	<b>Totals</b>			11-5	15/11	31	346	11.2	25	2
2004 Chicago Bears										2006 Chicago Bears									
RECEIVING										RECEIVING									
Date	Opp.	W/L	P/S	No	Yds	Avg	Lg	TD		Date	Opp.	W/L	P/S	No	Yds	Avg	Lg	TD	
Sep 12	Det	L	1/0	1	9	9.0	9	0		Sep 10	@ GB	W		INACTIVE					
Sep 19	GB	W	1/0	0	0	0.0	0	0		Sep 17	Det	W		INACTIVE					
Sep 26	@ Min	L	1/0	1	32	32.0	32	0		Sep 24	@ Min	W		INACTIVE					
Oct 3	Phi	L	1/1	0	0	0.0	0	0		Oct 1	Sea	W	1/0	0	0	0.0	0	0	
Oct 17	Was	L	1/0	1	9	9.0	9	0		Oct 8	Buf	W	1/0	2	17	8.5	13	0	
Oct 24	@ TB	L	1/1	4	43	10.7	21	0		Oct 16	@ Ari	W	1/0	0	0	0.0	0	0	
Oct 31	SF	W	1/0	0	0	0.0	0	0		Oct 29	@ SF	W	1/0	0	0	0.0	0	0	
Nov 7	@ NYG	W	1/0	0	0	0.0	0	0		Nov 5	Mia	L	1/0	2	51	25.5	34	0	
Nov 14	@ Ten	W	1/0	0	0	0.0	0	0		Nov 12	@ NYG	W	1/0	0	0	0.0	0	0	
Nov 21	Ind	L	1/0	1	7	7.0	7	0		Nov 19	@ NYJ	W	1/0	0	0	0.0	0	0	
Nov 25	@ Dal	L	1/0	0	0	0.0	0	0		Nov 26	@ NE	L		INACTIVE					
Dec 5	Min	W	1/0	2	31	15.5	20	0		Dec 3	Min	W		INACTIVE					
Dec 12	@ Jax	L	1/0	1	7	7.0	7	0		Dec 11	@ STL	W		INACTIVE					
Dec 19	Hou	L	1/0	1	18	18.0	18	0		Dec 17	TB	W		INACTIVE					
Dec 26	Det	L	1/0	0	0	0.0	0	0		Dec 24	@ Det	W	1/0	0	0	0.0	0	0	
Jan 2	GB	L	1/0	0	0	0.0	0	0		Dec 31	GB	L		INACTIVE					
<b>Totals</b>			5-11	16/2	12	156	13.0	32	0	<b>Totals</b>			13-3	8/0	4	68	17.0	34	0
2007 Chicago Bears										2008 Chicago Bears									
RECEIVING										RECEIVING									
Date	Opp.	W/L	P/S	No	Yds	Avg	Lg	TD		Date	Opp.	W/L	P/S	No	Yds	Avg	Lg	TD	
Jan 15	Car	L	1/1	3	28	9.3	24	0		Jan 14	Sea	W		INACTIVE					
<b>Totals</b>			0-1	1/1	3	28	9.3	24	0	<b>Totals</b>			2-1	1/0	0	0	0.0	0	0

GAGE GAME-BY-GAME

Front Office  
Coaching Staff  
Gage/Ganther  
Rookies  
2007 Season  
Records  
History  
Playoff History  
Sidelines

2007 Tennessee Titans		RECEIVING									
Date	Opp.	W/L	PIS	No	Yds	Avg	Lg	TD			
Sept 9	@ Jax	W	1/1	2	26	13.0	17	0			
Sept 16	Ind	L	1/0	1	10	10.0	10	0			
Sept 24	@ NO	W	1/0	0	0	0.0	0	0			
Oct 7	Atl	W	1/0	3	15	5.0	8	0			
Oct 14	@ TB	L	1/0	4	82	20.5	42	0			
Oct 21	Hou	W	1/0	5	48	9.6	24	0			
Oct 28	Oak	W	1/0	2	19	9.5	12	0			
Nov 4	Car	W	1/0	2	23	11.5	12	0			
Nov 11	Jax	L	1/0	7	90	12.9	28	1			
Nov 19	Den	L	1/1	6	66	11.0	18	0			
Nov 25	@ Cin	L	1/1	4	98	24.5	73	0			
Dec 2	Hou	W	1/1	5	64	12.8	20	1			
Dec 9	SD	L	1/1	1	12	12.0	12	0			
Dec 16	@ KC	W	1/1	3	45	15.0	17	0			
Dec 23	NYJ	W	1/1	3	48	16.0	29	0			
Dec 30	@ Ind	W	1/1	7	104	14.9	21	0			
<b>Totals</b>			<b>10-6</b>	<b>16/8</b>	<b>55</b>	<b>750</b>	<b>13.6</b>	<b>73</b>	<b>2</b>		
<b>Playoffs</b>											
Jan 6	@ SD	L	1/1	1	19	19.0	19	0			
<b>Totals</b>			<b>0-1</b>	<b>1/1</b>	<b>1</b>	<b>19</b>	<b>19.0</b>	<b>19</b>	<b>0</b>		



Justin Gage's NFL Statistics

Year	Team	RECEIVING						RUSHING					
		GP	GS	No	Yds	Avg	Lg	TD	Att	Yds	Avg	Lg	TD
2003	Chicago	10	3	17	338	19.9	57	2	0	0	0.0	0	0
2004	Chicago	16	2	12	156	13.0	32	0	0	0	0.0	0	0
2005	Chicago	15	11	31	346	11.2	25	2	0	0	0.0	0	0
2006	Chicago	8	0	4	68	17.0	34	0	0	0	0.0	0	0
2007	Tennessee	16	8	55	750	13.6	73	2	0	0	0.0	0	0
<b>NFL Totals</b>		<b>65</b>	<b>24</b>	<b>119</b>	<b>1658</b>	<b>13.9</b>	<b>73</b>	<b>6</b>	<b>0</b>	<b>0</b>	<b>0.0</b>	<b>0</b>	<b>0</b>

PLAYOFFS

Year	Team	RECEIVING						RUSHING					
		GP	GS	No	Yds	Avg	Lg	TD	Att	Yds	Avg	Lg	TD
2005	Chicago	1	1	3	28	9.3	24	0	0	0	0.0	0	0
2006	Chicago	1	0	0	0	0.0	0	0	0	0	0.0	0	0
2007	Tennessee	1	1	1	19	19.0	19	0	0	0	0.0	0	0
<b>NFL Totals</b>		<b>3</b>	<b>2</b>	<b>4</b>	<b>47</b>	<b>11.8</b>	<b>24</b>	<b>0</b>	<b>0</b>	<b>0</b>	<b>0.0</b>	<b>0</b>	<b>0</b>

Single-Game Highs

Receptions - 7 (three times, last at Indianapolis 12/30/07)  
 Receiving yards - 104 at Indianapolis (12/30/07)  
 Long Reception - 73 at Cincinnati (11/25/07)  
 Touchdowns - 1 (six times, last vs. Houston 12/2/07)

Playoff Highs

Receptions - 3 vs. Carolina (1/15/06)  
 Receiving Yards - 28 vs. Carolina (1/15/06)  
 Longest Reception - 24 vs. Carolina (1/15/06)

Additional Statistics

56 yard punt return (on reverse vs. Detroit 9/12/04)

35



Quinton  
GANTER



RUNNING BACK

5'9" • 214 lbs. • Born: 7.15.84 • Exp. (NFL/Titans): 1/1 • D7c - 2006 • Utah  
 2007 GP/GS: 2/0 (Playoffs 0/0) • Career GP/GS: 4/0 (Playoffs 0/0) • Richmond, CA

**PRO:** Running back Quinton Ganther is a downhill runner who packs substantial power in his 5-foot-9 frame. He is versatile enough to contribute as a featured tailback or a fullback. In his first two years with the Titans, he spent the majority of his time on

the team's practice squad. He has been on the 53-man roster for a total of five weeks (Sept. 16-30, 2006; Oct. 20-Nov. 5, 2007) and has played in four games, primarily on special teams. In pre-draft workouts, he ran the 40-yard dash in 4.56 seconds and bench

pressed 430 pounds. He was selected with the Titans' third pick of the seventh round (compensatory selection, 246th overall) in the 2006 NFL Draft.

**TITANS TIDBITS:**

- Ganther suffered an emotional loss in 2004, when one of his best friends, Terrance Kelly, was murdered in their hometown of Richmond, Calif. Kelly was within days of leaving Richmond to attend the University of Oregon on a football scholarship when he was killed. Ganther remembers his friend by writing the initials T.K. on his wrist tape before every game.
- Ganther's emergence from his rough childhood surroundings has led to his desire to help underprivileged youth. A sociology major in college, he spent considerable time in Utah visiting homeless shelters and tutoring children and also has talked with teenagers numerous times in the Richmond, Calif., area about making good decisions and the importance of education.
- Ganther and fellow Titans running back Chris Henry shared a connection long before they arrived in Tennessee. Their fathers went to El Cerrito High School in Richmond, Calif., together and were teammates on the wrestling team.

**CAREER HIGHLIGHTS:**

- **2007 (2/0, 0/0):** Played in two games on special teams (10/21 at Houston and 10/28 against Oakland), was inactive for one contest (11/4 against Carolina) and was on practice squad every other week during season.
- **2006 (2/0):** Waived on Sept. 2 and signed to Titans practice squad on Sept. 3. Signed to active roster on Sept. 16 and played in two games, primarily on special teams (9/17 at

San Diego and 9/24 at Miami) before being released on Sept. 30. After being released was signed to Titans' practice squad on Oct. 4 where he spent remainder of season.

**COLLEGE:**

- Spent two seasons at Citrus (Glendora, Calif.) Junior College before transferring to University of Utah. At Utah played in 23 career games with 15 starts and totaled 1,774 rushing yards and nine touchdowns on 314 carries (5.6 avg.). Also hauled in 32 receptions for 363 yards (11.3 avg.) and two touchdowns.
- As senior, named second-team All-Mountain West Conference after leading team with career-high 1,120 yards and seven touchdowns on 205 carries (5.5 avg.). His 1,120 yards ranked fifth-best in school history.
- During two-year career at Citrus Junior College, set school career record with 2,729 rushing yards to go along with 32 rushing touchdowns and 3,036 all-purpose yards.
- Majored in sociology.

**PERSONAL:**

- At Fairfield (Calif.) High School, named All-Conference and team captain as senior. Played safety and running back while setting school record in rushing yards.
- Lettered in baseball in high school and set school record with .498 batting average.
- Hobbies include spending time with family and friends.
- List of favorites: (music artists) Kirk Franklin and Yolanda Adams; (actor) Chris Tucker; (sports hero) Barry Sanders; (food) seafood and chicken; and (vacation get-away) home with family.
- Born Quinton Roy Ganther on July 15, 1984 in Oakland, Calif.

**GANTHER GAME-BY-GAME**

2006 Tennessee Titans										RUSHING				RECEIVING			
Date	Opp.	W/L	PIS	Att	Yds	Avg	LG	TD	Rec	Yds	Avg	LG	TD				
Sept 10	NYJ	L		PRACTICE SQUAD													
Sept 17	@ SD	L	1/0	0	0	0.0	0	0	0	0	0.0	0	0				
Sept 24	@ Mia	L	1/0	0	0	0.0	0	0	0	0	0.0	0	0				
Oct 1	Dal	L		NOT ON ROSTER													
Oct 8	@ Ind	L		PRACTICE SQUAD													
Oct 15	@ Was	W		PRACTICE SQUAD													
Oct 29	Hou	W		PRACTICE SQUAD													
Nov 5	@ Jax	L		PRACTICE SQUAD													
Nov 12	Bal	L		PRACTICE SQUAD													
Nov 19	@ Phi	W		PRACTICE SQUAD													
Nov 26	NYG	W		PRACTICE SQUAD													
Dec 3	Ind	W		PRACTICE SQUAD													
Dec 10	@ Hou	W		PRACTICE SQUAD													
Dec 17	Jax	W		PRACTICE SQUAD													
Dec 24	@ Buf	W		PRACTICE SQUAD													
Dec 31	NE	L		PRACTICE SQUAD													
<b>Totals</b>			<b>8-8</b>	<b>2/0</b>	<b>0</b>	<b>0</b>	<b>0.0</b>	<b>0</b>	<b>0</b>	<b>0</b>	<b>0.0</b>	<b>0</b>	<b>0</b>				

2007 Tennessee Titans										RUSHING				RECEIVING			
Date	Opp	W/L	PIS	Att	Yds	Avg	LG	TD	No	Yds	Avg	Lg	TD				
Sept 9	@ Jax	W		PRACTICE SQUAD													
Sept 16	Ind	L		PRACTICE SQUAD													
Sept 24	@ NO	W		PRACTICE SQUAD													
Oct 7	Atl	W		PRACTICE SQUAD													
Oct 14	@ TB	L		PRACTICE SQUAD													
Oct 21	@ Hou	W	1/0	0	0	0.0	0	0	0	0.0	0	0	0				
Oct 28	Oak	W	1/0	0	0	0.0	0	0	0	0.0	0	0	0				
Nov 4	Car	W		INACTIVE													
Nov 11	Jax	L		PRACTICE SQUAD													
Nov 19	@ Den	L		PRACTICE SQUAD													
Nov 25	@ Cin	L		PRACTICE SQUAD													
Dec 2	Hou	W		PRACTICE SQUAD													
Dec 9	SD	L		PRACTICE SQUAD													
Dec 16	@ KC	W		PRACTICE SQUAD													
Dec 23	NYJ	W		PRACTICE SQUAD													
Dec 30	@ Ind	W		PRACTICE SQUAD													
<b>Totals</b>			<b>10-6</b>	<b>2/0</b>	<b>0</b>	<b>0</b>	<b>0.0</b>	<b>0</b>	<b>0</b>	<b>0</b>	<b>0.0</b>	<b>0</b>	<b>0</b>				
<b>Playoffs</b>																	
Jan 6	@ SD	L		PRACTICE SQUAD													
<b>Totals</b>			<b>0-1</b>	<b>0/0</b>	<b>0</b>	<b>0</b>	<b>0.0</b>	<b>0</b>	<b>0</b>	<b>0</b>	<b>0.0</b>	<b>0</b>	<b>0</b>				

Quinton Ganther's NFL Statistics

Year	Team	GP	GS	RUSHING			Lg	TD	RECEIVING			Lg	TD
				Att	Yds	Avg			No	Yds	Avg		
2006	Tennessee	2	0	0	0	0.0	0	0	0	0	0.0	0	0
2007	Tennessee	2	0	0	0	0.0	0	0	0	0	0.0	0	0
<b>NFL Totals</b>		<b>4</b>	<b>0</b>	<b>0</b>	<b>0</b>	<b>0.0</b>	<b>0</b>	<b>0</b>	<b>0</b>	<b>0</b>	<b>0.0</b>	<b>0</b>	<b>0</b>

**Additional Career Statistics**  
 Special Teams Tackles - 1 (2006)

33



Michael  
**GRIFFIN**



**SAFETY**

6'0" • 202 lbs. • Born: 1.4.85 • Exp. (NFL/Titans): 2/2 • D1 – 2007 • Texas  
 2007 GP/GS: 16/10 (Playoffs 1/1) • Career GP/GS: 16/10 (Playoffs 1/1) • Austin, TX

**PRO:** Griffin is a young, talented defensive back that displays great range and playmaking ability in the secondary. The 2007 first round pick possesses the ball-hawking skills of a safety and the speed and agility of a cornerback. Throughout his football career, he has shown the uncanny knack for always being around the football and making big plays on defense and special teams. A hard-working and coachable player, Griffin began his rookie campaign as a cornerback before shifting back to his collegiate position of safety midway through the 2007 season. In his first pro campaign, he appeared in all 16 regular season games, starting the final 10 contests at free safety. The former Texas Longhorns standout posted 49 tackles (34 solo), three interceptions, eight passes defended and a forced fumble. The interception total was the most by a Titans/Oilers rookie safety since Bubba McDowell recorded four in 1989. Griffin also proved to be an excellent special teams player, leading the team with 16 special teams tackles, including a team-high six stops at Houston (10/21). At the scouting combine, he ran the 40-yard dash in 4.47 seconds, recorded a 36-inch vertical jump and bench pressed 225 pounds 16 times. The Titans selected Griffin in the first round (19th overall) of the 2007 NFL Draft.

**TITANS TIDBITS:**

• Griffin grew up playing football with his fraternal twin brother, Marcus, as a teammate. Both attended the University of Texas with Marcus redshirting his first sea-

son while Michael played immediately. Marcus signed a rookie free agent deal with the Minnesota Vikings this spring and was waived prior to training camp.

- Griffin returned to the University of Texas this past offseason to pursue his college degree in youth and community studies.
- Griffin is the product of two military parents. His father, Ronald, served more than 20 years with the U.S. Air Force, while his mother, Mae, was in the U.S. Navy for more than two decades. The couple met while serving in Korea and were later married and had twin sons, Michael and Marcus.
- Griffin was the second consecutive first-round draft pick by the Titans out of the University of Texas. Quarterback Vince Young was chosen with the third overall pick in the 2006 draft. There are a total of four former Texas teammates on the Titans roster – Griffin, Young, tight end Bo Scaife and fullback Ahmad Hall.

**CAREER HIGHLIGHTS:**

**2007 (16/10, 1/1):** Saw action in all 16 games, starting the final 10 contests at free safety. Registered 49 tackles (34 solo), three interceptions, eight passes defended, a forced fumble and a tackle for loss. Led the team with 16 special teams tackles. Made his first career NFL start at safety against Oakland (10/28). Collected his first career interception by picking off Sage Rosenfels against Houston (12/2). Saw action in his first career NFL game against Jacksonville (9/9). Tied for the team lead in passes defended three times in 2007 (vs. CAR, at

Front Office

Coaching Staff

Ganther/Griffin

Rookies

2007 Season

Records

History

Playoff History

Sidelines

CIN, at IND). Led or tied for the team lead in special teams tackles three times in 2007 (at NO, at HST, vs. SD).

- At Houston (10/21), led the team with six special teams tackles in the Titans' thrilling 38-36 victory over the Texans. Downed a Craig Hentrich 47-yard punt at the Houston 2-yard line in the fourth quarter and returned two kickoffs for 55 yards.
- Against Oakland (10/28), made his first career NFL start at safety and registered five tackles (2 solo) in the Titans' 13-9 win.
- Against Houston (12/2), recorded four tackles (3 solo) and an interception in the Titans' 28-20 victory. Collected his first career NFL interception by picking off a Sage Rosenfels pass intended for Kevin Walter in the fourth quarter.
- Against San Diego (12/9), registered eight tackles (6 solo) and an interception. Picked off a Philip Rivers pass intended for Chris Chambers in the first quarter.
- At Kansas City (12/16), tallied five tackles (3 solo) and an interception in the Titans' 26-17 road victory. Ran step for step with Tony Gonzalez and intercepted a Brodie Croyle pass intended for him late in the third quarter, marking his third consecutive game with an interception.
- At Indianapolis (12/30), notched five tackles (4 solo), a forced fumble and two passes defended in the Titans' 16-10 play-off-clinching victory. Halted a Colts' drive by forcing a Reggie Wayne fumble that was recovered by David Thornton at the Titans' 20-yard line.
- In AFC Wild Card Game at San Diego (1/6), registered seven tackles (6 solo), including a tackle for loss and a pass defended. Batted down a deep pass intended for Chris Chambers in the end zone on a third-and-11 play in the second quarter.

**COLLEGE:**

- The 19th overall selection in the 2007 NFL Draft developed into one of the top safeties in college football during his four years at Texas. He started 28 times in 50 career games at Texas and totaled 364 tackles, 15 tackles for loss, four sacks, eight interceptions, 23 passes defended, nine forced fumbles and seven fumble recoveries. As one of the country's top special teams players, he set a Big 12 Conference record and ranked second in NCAA Division I-A history with eight career blocked punts.
- Led Texas in special teams tackles in each of his first two seasons and led the defense

in tackles in his junior (124 tackles) and senior seasons (126). He was only the eighth player in Longhorns history to lead the team in tackles more than once in his career. His 364 career tackles on defense ranked eighth on the school's all-time list.

- As a senior, started all 13 games at free safety. Named second-team All-American by *Associated Press* and Walter Camp Football Foundation, first-team All-Big 12 by *Associated Press* and league's coaches and was semifinalist for Lott Trophy. Led team with 126 tackles and added four interceptions, 10 passes defended, one sack, four tackles for loss, four forced fumbles, two fumble recoveries and two blocked punts. Set season high with 16 tackles and added two passes defended at Texas Tech (10/28). Tallied 10 tackles, one sack, one forced fumble, one interception, two passes defended and one quarterback pressure at Kansas State (11/11).
- As a junior, played 13 games with 12 starts at strong safety. Named second-team All-Big 12 after leading team with 124 tackles and adding three interceptions, eight passes defended, four tackles for loss, three fumble recoveries, one forced fumble and school-record four blocked punts. Matched school's highest single-game total since 1992 with career-high 23 tackles and blocked punt that was returned for touchdown at Texas A&M (11/25). Posted eight tackles and made crucial interception off Matt Leinart in Texas end zone to halt USC drive in 41-38 victory in Rose Bowl National Championship Game against USC (1/4).
- As a sophomore, played 12 games with one start and recorded 49 tackles, one sack, one interception, one forced fumble, one fumble recovery and two blocked punts. Also led team with 11 special teams tackles. Tallied season-high nine tackles and blocked punt that resulted in safety versus Baylor (10/2). Earned only start of season at Texas Tech (10/23) in nickel package and posted eight tackles.
- As a freshman, played in 12 games with two starts and totaled 51 tackles, two sacks, three forced fumbles and one fumble recovery. Named team's Outstanding Defensive Newcomer. Also led squad with 21 special teams tackles.
- Majored in youth and community studies.

**PERSONAL:**

- Single, splits time between Nashville and Austin, Texas.



- Has a son, Michael Braylen Griffin (5/15/08).
- Two-year starter at running back and senior starter at defensive back for Bowie (Austin, Texas) High School. As senior, named honorable mention All-State Class 5A on offense, District 25-5A Offensive MVP, Academic All-District and All-Central Texas as two-way performer. On offense, totaled 132 carries for 1,181 yards and 11 scores and added 46 tackles on defense.
- Also earned two letters in basketball and

- three in track & field, competing in 100m, 200m and mile relay.
- Participated in Pals program working with elementary school children while at Texas.
- Twice named to Athletics Director's Honor Roll at Texas.
- List of favorites: (TV show) "Martin"; (actor) Denzel Washington; (musician) Lil' Wayne; (school subject) math; (vacation getaway) Hawaii; (video game) NCAA Football; and (food) "anything cajun."
- Born Michael Devin Griffin on Jan. 4, 1985 in Austin, Texas.

## GRIFFIN GAME-BY-GAME

2007 Tennessee Titans		TACKLES														KICKOFF RETURNS				
Date	Opp.	W/L	P/S	Tot	Solo	Sk	QB	TFL	Int	Yds	PD	FF	FR	SpT	No	Yds	Avg	Lg	TD	
Sept 9	@ Jax	W	1/0	0	0	0.0	0	0	0	0	0	0	0	0	2	35	17.5	30	0	
Sept 16	Ind	L	1/0	0	0	0.0	0	0	0	0	0	0	0	1	5	126	25.2	30	0	
Sept 24	@ NO	W	1/0	0	0	0.0	0	0	0	0	0	0	0	1	1	48	48.0	48	0	
Oct 7	Atl	W	1/0	1	0	0.0	0	0	0	0	0	0	0	1	3	75	25.0	34	0	
Oct 14	@ TB	L	1/0	0	0	0.0	0	0	0	0	0	0	0	0	4	59	14.8	20	0	
Oct 21	@ Hou	W	1/0	0	0	0.0	0	0	0	0	0	0	0	6	2	55	27.5	30	0	
Oct 28	Oak	W	1/1	5	2	0.0	0	0	0	0	0	0	0	0	0	0	0.0	0	0	
Nov 4	Car	W	1/1	2	1	0.0	0	0	0	0	2	0	0	1	0	0	0.0	0	0	
Nov 11	Jax	L	1/1	4	3	0.0	0	0	0	0	0	0	0	1	0	0	0.0	0	0	
Nov 19	@ Den	L	1/1	4	4	0.0	0	0	0	0	0	0	0	0	0	0	0.0	0	0	
Nov 25	Cin	L	1/1	4	2	0.0	0	0	0	0	1	0	0	0	0	0	0.0	0	0	
Dec 2	@ Hou	W	1/1	4	3	0.0	0	0	1	3	1	0	0	1	1	24	24.0	24	0	
Dec 9	SD	L	1/1	8	6	0.0	0	0	1	0	1	0	0	1	0	0	0.0	0	0	
Dec 16	@ KC	W	1/1	5	3	0.0	0	0	1	0	1	0	0	1	0	0	0.0	0	0	
Dec 23	NYJ	W	1/1	7	6	0.0	0	1	0	0	0	0	0	1	0	0	0.0	0	0	
Dec 30	@ Ind	W	1/1	5	4	0.0	0	0	0	0	2	1	0	1	0	0	0.0	0	0	
<b>Totals</b>				<b>10-6</b>	<b>16/10</b>	<b>49</b>	<b>34</b>	<b>0.0</b>	<b>0</b>	<b>1</b>	<b>3</b>	<b>8</b>	<b>1</b>	<b>0</b>	<b>16</b>	<b>18</b>	<b>422</b>	<b>23.4</b>	<b>46</b>	<b>0</b>
<b>Playoffs</b>																				
Jan 6	@ SD	L	1/1	7	6	0	0	1	0	0	1	0	0	0	0	0	0.0	0	0	0
<b>Totals</b>				<b>0-1</b>	<b>1/1</b>	<b>7</b>	<b>6</b>	<b>0</b>	<b>0</b>	<b>1</b>	<b>0</b>	<b>0</b>	<b>1</b>	<b>0</b>	<b>0</b>	<b>0</b>	<b>0</b>	<b>0.0</b>	<b>0</b>	<b>0</b>

## Michael Griffin's NFL Statistics

		TACKLES							INTERCEPTIONS					FUMBLES								
Year	Team	GP	GS	Tot	Solo	Asst	Sk	Yds	No	Yds	Lg	TD	PD	FF	FR	Yds	SpT					
2007	Tennessee	16	10	49	34	15	0.0	0.0	3	3	3	0	8	1	0	0	16					
<b>NFL Totals</b>		<b>16</b>	<b>10</b>	<b>49</b>	<b>34</b>	<b>15</b>	<b>0.0</b>	<b>0.0</b>	<b>3</b>	<b>3</b>	<b>3</b>	<b>0</b>	<b>8</b>	<b>1</b>	<b>0</b>	<b>0</b>	<b>16</b>					
		KICKOFF RETURNS							PUNT RETURNS													
Year	Team	No	FC	Yds	Avg	Lg	TD	No	Yds	Avg	Lg	TD										
2007	Tennessee	18	0	422	23.4	48	0	0	0	0	0	0										
<b>NFL Totals</b>		<b>18</b>	<b>0</b>	<b>422</b>	<b>23.4</b>	<b>48</b>	<b>0</b>	<b>0</b>	<b>0</b>	<b>0</b>	<b>0</b>	<b>0</b>										
		PLAYOFFS							TACKLES					INTERCEPTIONS					FUMBLES			
Year	Team	GP	GS	Tot	Solo	Asst	Sk	Yds	No	Yds	Lg	TD	PD	FF	FR	Yds	SpT					
2007	Tennessee	1	1	7	6	1	0.0	0.0	0	0	0	0	1	0	0	0	0					
<b>Playoff Totals</b>		<b>1</b>	<b>1</b>	<b>7</b>	<b>6</b>	<b>1</b>	<b>0.0</b>	<b>0.0</b>	<b>0</b>	<b>0</b>	<b>0</b>	<b>0</b>	<b>1</b>	<b>0</b>	<b>0</b>	<b>0</b>	<b>0</b>					
		PLAYOFFS							KICKOFF RETURNS					PUNT RETURNS								
Year	Team	No	FC	Yds	Avg	Lg	TD	No	Yds	Avg	Lg	TD										
2007	Tennessee	0	0	0	0	0	0	0	0	0	0	0										
<b>Playoff Totals</b>		<b>0</b>	<b>0</b>	<b>0</b>	<b>0</b>	<b>0</b>	<b>0</b>	<b>0</b>	<b>0</b>	<b>0</b>	<b>0</b>	<b>0</b>										
<b>Single-Game Highs</b>																						
Tackles - 8 vs. San Diego (12/9/07)																						
Interceptions - 1 (three times, last at Kansas City 12/16/07)																						
Passes Defensed - 2 (two times, at Indianapolis 12/30/07)																						
Forced Fumble - 1 at Indianapolis (12/30/07)																						
Special Teams Tackles - 6 at Houston (10/21/07)																						
<b>Playoff Highs</b>																						
Tackles - 7 at San Diego (1/6/08)																						
Passes Defensed - 1 at San Diego (1/6/08)																						

45



Ahmard  
HALL



FULLBACK

5'11" • 242 lbs. • Born: 11.13.79 • Exp. (NFL/Titans): 3/3 • FA – 2006 • Texas  
2007 GP/GS: 11/4 (Playoffs 1/1) • Career GP/GS: 25/11 (Playoffs 1/1) • Angleton, TX

**PRO:** Fullback Ahmard Hall's experience on and off the football field garners the respect of the locker room and has made him a valuable member of the Titans roster. On the field, the self-made pro is a thunderous blocker and is explosive as a runner and receiver. His production is viewed best not by his numbers – Hall's two-year totals include eight carries for 29 yards and 24 receptions for 198 yards in 25 games (11 starts) – but rather by the success of his teammates. As a lead blocker, he has paved the way for consecutive 1,000-yard seasons by Titans running backs – Travis Henry in 2006 (1,211 yards) and LenDale White in 2007 (1,110 yards). The Titans have ranked fifth in the NFL in team rushing yards in each of Hall's two seasons. His unique path to the NFL included a four-year stint in the U.S. Marine Corps and three seasons at the University of Texas, where the former walk-on helped the school win a National Championship at the conclusion of the 2005 season. Not selected in the 2006 supplemental draft, he was signed by the Titans as a 26-year-old rookie free agent on July 13, 2006.

**TITANS TIDBITS:**

- Hall served four years in the Marines (3rd Battalion, 8th Marines out of Camp Lejeune, N.C.), including missions in Kosovo (1999) and Afghanistan (2002) before attending college on the G.I. Bill. Hall's wife, Joanna, also served four years in the Marines.
- Hall typically shies away from speaking about his service in the Marines. Nevertheless, he has been prominently recognized on a few occasions for his service. He led the Longhorns out of the tunnel carrying a U.S. flag prior to a game on the anniversary of Sept. 11 and repeated a similar scene during his rookie season with the Titans, when he carried the flag out in celebration of Veterans Day weekend.

President George Bush gave him special acknowledgement when the Longhorns visited the White House after their National Championship victory.

- Hall played high school football with San Diego Chargers cornerback Quentin Jammer and Detroit Lions linebacker Gilbert Gardner.
- A former walk-on, Hall was the starting fullback on the 2006 National Championship Texas Longhorns with fellow teammate Vince Young, who nicknamed Hall "The Big Marine." The nickname stuck, as did Hall's influence on the field. Initially a member of the scout team offense, by the end of his collegiate career Hall was an active contributor to one of the most potent offenses in the nation.
- Hall's first name, Ahmard, is pronounced "ah-MOD" (silent "r"). He was named Ahmard Rashad Hall after former Vikings receiver and current broadcaster, Ahmad Rashad.

**CAREER HIGHLIGHTS:**

**2007 (11/4, 1/1):** Served as first-string fullback for second consecutive season, totaling 11 games played and four starts during regular season. Totaled one rushing attempt for eight yards and nine receptions for 60 yards. Added five special teams tackles. Was lead blocker for NFL's fifth-ranked rushing offense (2,109 yards). Helped LenDale White gain 1,110 rushing yards, the second consecutive season in which Hall led way for 1,000-yard rusher. Was inactive five games with broken left forearm (10/28 vs. Oakland, 11/4 vs. Carolina, 11/11 vs. Jacksonville, 11/19 at Denver, 11/25 at Cincinnati).

- At Jacksonville (9/9), helped open holes for team's 282 rushing yards, the second-highest total in franchise history.
- Against N.Y. Jets (12/23), carried the ball once for eight yards, grabbed two receptions for 13 yards and notched one special teams tackle.

Front Office

Coaching Staff

Hall

Rookies

2007 Season

Records

History

Playoff History

Sidelines

• In Wild Card Game at San Diego (1/6), carried the ball three times for 14 yards, picking up two first downs. Added one reception for 16 yards and first down.

**2006 (14/7):** Played in 14 games with seven starts at fullback during rookie season. Rushed for 21 yards on seven carries and hauled in 15 receptions for 138 yards. Helped team post franchise record average of 4.7 yards per carry and was part of rushing attack that ranked third in AFC and fifth in NFL. He was inactive two games (9/17 at San Diego and 9/24 at Miami) with an ankle injury.

• At Washington (10/15), paved way for Travis Henry's career and season-high 178 rushing yards in first win of season.

• At Jacksonville (11/5), posted his first career rushing attempt in second quarter and finished game with two carries for two yards.

• At Philadelphia (11/19), recorded season-long 28-yard reception in win.

• At Houston (12/10), tied season high with three receptions for season-high 29 yards (long of 25) in overtime win.

### COLLEGE:

• Played three seasons for the Longhorns and saw action in 24 games with two starts. Recorded two carries for 11 yards and one touchdown. Also added three receptions for 42 yards and touchdown.

• As senior, played in all 13 games for the National Champions and registered one carry for 10 yards and three receptions for

42 yards.

• As junior, played in 11 games and totaled one carry for touchdown. Additionally, was second-leading tackler on special teams unit with 10 tackles.

• Majored in pre-physical therapy.

### PERSONAL:

• Married to Joanna and has five-year old son, Mason.

• At Angleton (Texas) High, lettered three times in football and was member of track and field and baseball teams. In football, served as team captain during senior season, was Brazoria County Offensive MVP and earned first-team all-district honors.

• At Texas, helped lead drive for local organization called 'Momma Bear Cares,' which sent items to Marines serving in Iraq on Veterans Day.

• Hobbies include producing music, running and assisting veterans.

• List of favorites: (movie) "Gladiator"; (TV Show) anything on the History Channel and "The Tudors"; (music artists) Al Green, Common and Nas; (actor) Denzel Washington; (vacation) the Bahamas and the Mediterranean; (sports team other than the Titans) Houston Rockets; (school subjects) social studies and chemistry; (cars) Cadillac Escalade, Mercedes CLS 500; (author) Edwning Danticat; (video game) NCAA Football; (food) Greek food/gyros.

• Born Ahmard Rashad Hall on Nov. 13, 1979 in Galveston, Texas.

## HALL GAME-BY-GAME

2006 Tennessee Titans				RUSHING				RECEIVING						
Date	Opp.	W/L	P/S	Att	Yds	Avg	LG	TD	Rec	Yds	Avg	LG	TD	
Sept 10	NYJ	L	1/0	0	0	0.0	0	0	0	0	0.0	0	0	
Sept 17	@ SD	L		INACTIVE (ANKLE)										
Sept 24	@ Mia	L		INACTIVE (ANKLE)										
Oct 1	Dal	L	1/0	0	0	0.0	0	0	0	0	0.0	0	0	
Oct 8	@ Ind	L	1/0	0	0	0.0	0	0	1	4	4.0	4	0	
Oct 15	@ Was	W	1/1	0	0	0.0	0	0	1	2	2.0	2	0	
Oct 29	Hou	W	1/0	0	0	0.0	0	0	0	0	0.0	0	0	
Nov 5	@ Jax	L	1/0	2	2	1.0	2	0	0	0	0.0	0	0	
Nov 12	Bal	L	1/1	1	3	3.0	3	0	1	9	9.0	9	0	
Nov 19	@ Phil	W	1/1	0	0	0.0	0	0	1	28	28.0	28	0	
Nov 26	NYG	W	1/1	1	4	4.0	4	0	2	15	7.5	9	0	
Dec 3	Ind	W	1/1	2	13	6.5	11	0	3	20	6.7	15	0	
Dec 10	@ Hou	W	1/0	1	-1	-1.0	-1	0	3	29	9.7	25	0	
Dec 17	Jax	W	1/0	0	0	0.0	0	0	0	0	0.0	0	0	
Dec 24	@ Buf	W	1/1	0	0	0.0	0	0	2	28	14.0	16	0	
Dec 31	NE	L	1/1	0	0	0.0	0	0	1	3	3.0	3	0	
<b>Totals</b>			<b>8-8</b>	<b>14/7</b>	<b>7</b>	<b>21</b>	<b>3.0</b>	<b>11</b>	<b>0</b>	<b>15</b>	<b>138</b>	<b>9.2</b>	<b>28</b>	<b>0</b>

2007 Tennessee Titans				RUSHING				RECEIVING						
Date	Opp	W/L	P/S	Att	Yds	Avg	Lg	TD	No	Yds	Avg	Lg	TD	
Sept 9	@ Jax	W	1/0	0	0	0.0	0	0	1	6	6.0	6	0	
Sept 16	Ind	L	1/0	0	0	0.0	0	0	0	0	0.0	0	0	
Sept 24	@ NO	W	1/0	0	0	0.0	0	0	0	0	0.0	0	0	
Oct 7	Atl	W	1/1	0	0	0.0	0	0	2	17	8.5	11	0	
Oct 14	@ TB	L	1/0	0	0	0.0	0	0	0	0	0.0	0	0	
Oct 21	@ Hou	W	1/1	0	0	0.0	0	0	0	0	0.0	0	0	
Oct 28	Oak	W		INACTIVE (ARM)										
Nov 4	Car	W		INACTIVE (ARM)										
Nov 11	Jax	L		INACTIVE (ARM)										
Nov 19	@ Den	L		INACTIVE (ARM)										
Nov 25	@ Cin	L		INACTIVE (ARM)										
Dec 2	Hou	W	1/0	0	0	0.0	0	0	0	0	0.0	0	0	
Dec 9	SD	L	1/1	0	0	0.0	0	0	0	0	0.0	0	0	
Dec 16	@ KC	W	1/0	0	0	0.0	0	0	2	9	4.5	5	0	
Dec 23	NYJ	W	1/1	1	8	8.0	8	0	2	13	6.5	11	0	
Dec 30	@ Ind	W	1/0	0	0	0.0	0	0	2	15	7.5	10	0	
<b>Totals</b>			<b>10-6</b>	<b>11/4</b>	<b>1</b>	<b>8</b>	<b>8.0</b>	<b>8</b>	<b>0</b>	<b>9</b>	<b>60</b>	<b>6.7</b>	<b>11</b>	<b>0</b>
<b>Playoffs</b>														
Jan 6	@ SD	L	1/1	3	14	4.7	11	0	1	16	16.0	16	0	
<b>Totals</b>			<b>0-1</b>	<b>1/1</b>	<b>3</b>	<b>14</b>	<b>4.7</b>	<b>11</b>	<b>0</b>	<b>1</b>	<b>16</b>	<b>16.0</b>	<b>16</b>	<b>0</b>

Ahmad Hall's NFL Statistics

Year	Team	GP	GS	RUSHING					RECEIVING				
				Att	Yds	Avg	Lg	TD	No	Yds	Avg	Lg	TD
2006	Tennessee	14	7	7	21	3.0	11	0	15	138	9.2	28	0
2007	Tennessee	11	4	1	8	8.0	8	0	9	60	6.7	11	0
<b>NFL Totals</b>		<b>25</b>	<b>11</b>	<b>8</b>	<b>29</b>	<b>3.6</b>	<b>11</b>	<b>0</b>	<b>24</b>	<b>198</b>	<b>8.3</b>	<b>28</b>	<b>0</b>

PLAYOFFS

Year	Team	GP	GS	RUSHING					RECEIVING				
				Att	Yds	Avg	Lg	TD	No	Yds	Avg	Lg	TD
2007	Tennessee	1	1	3	14	4.7	11	0	1	16	16.0	16	0
<b>Playoff Totals</b>		<b>1</b>	<b>1</b>	<b>3</b>	<b>14</b>	<b>4.7</b>	<b>11</b>	<b>0</b>	<b>1</b>	<b>16</b>	<b>16.0</b>	<b>16</b>	<b>0</b>

Single-Game Highs

Rushing Attempts - 2 (two times, last vs. Indianapolis 12/3/06)  
 Rushing Yards - 13 vs. Indianapolis (12/3/06)  
 Long Rush - 11 vs. Indianapolis (12/3/06)  
 Receptions - 3 (two times, last at Houston 12/10/06)  
 Receiving Yards - 29 at Houston (12/10/06)  
 Long Reception - 28 at Philadelphia (11/19/06)

Playoff Single-Game Highs

Rushing Attempts - 3 at San Diego (1/6/08)  
 Rushing Yards - 14 at San Diego (1/6/08)  
 Long Rush - 11 at San Diego (1/6/08)  
 Receptions - 1 at San Diego (1/6/08)  
 Receiving Yards - 16 at San Diego (1/6/08)  
 Long Reception - 16 at San Diego (1/6/08)

Additional Statistics

Special Teams Tackles - 4 (2006); 5 (2007)  
 Tackles - 2 (2006)



20



Nick HARPER



CORNERBACK

5'10" • 182 lbs. • Born: 9.10.74 • Exp. (NFL/Titans): 8/2 • UFA (Ind) – 2007 • Fort Valley State  
 2007 GP/GS: 14/14 (Playoffs 1/1) • Career GP/GS: 103/74 (Playoffs 12/8) • Baldwin, GA



**PRO:** A proven NFL cornerback with good cover skills and solid tackling in run support, Harper was signed by the Titans as an unrestricted free agent on March 14, 2007. He provides experience, toughness and leadership to a young and talented secondary. In his first season with the Titans in 2007, the former Fort Valley State standout started 14 games and notched 80 tackles (75 solo), including three tackles for loss, a forced fumble and a fumble recovery. Harper also collected three interceptions and finished second on the team with 14 passes defended last season. Labeled as the Colts' top rated cornerback, Harper was a key component as the Colts captured Super Bowl XLI. During his six-year tenure with the Colts, Harper played in 89 games with 60 starts, while registering 383 tackles, 57

passes defended, 15 interceptions and three fumble recoveries. In 11 playoff games, he posted 45 tackles, seven passes defended, one interception, two forced fumbles and one fumble recovery. In 2006, Harper started 15 games and posted 73 tackles, 11 passes defended (tied team-high) and three interceptions (tied team-high). For the Colts title run, Harper played in all four playoff contests and tallied 14 tackles, two passes defended, one forced fumble and one interception. In 2003, Harper posted career-highs with 94 tackles and four interceptions with one touchdown return. In 2000, Harper started 18 games for the Hamilton Tiger-Cats of the Canadian Football League. He was originally signed as a free agent on Jan. 16, 2001 by the Indianapolis Colts.

## TITANS TIDBITS:

- Harper was informed before the start of his senior season that he wouldn't be eligible to play at Fort Valley State because of an eligibility issue regarding a previous red-shirt season. Harper was shocked by the turn of events and what added to the saga was the NFL Draft had already come and gone. Harper's collegiate career ended abruptly, but he was still focused on playing in the NFL. Harper worked out three times a day hoping for a call from a NFL executive. In 2000, Harper decided to play for the Hamilton Tiger-Cats of the Canadian Football League, but he finally reached his ultimate goal when he signed with the Indianapolis Colts on Jan. 16, 2001.
- After his professional football career, Harper will dedicate his time coaching his three sons – Nicholas, Darius and Eric. Harper says that his two oldest sons Nicholas and Darius already have a deep passion for football and they even watch game film with him at home.
- In the summer of 2007, Harper had his #39 jersey retired at Baldwin High School. During the ceremony he presented the school with a \$10,000 donation to help with new equipment and facilities for the athletic department.
- In the 2007 offseason, Harper spent 10 days in Iraq as part of the Gridiron Greats Tour, joined by Chris Harris and Israel Idonije of the Chicago Bears. Harper visited 10 bases and spoke with soldiers. Harper says that his experience in Iraq changed his whole outlook on life.
- Harper continued his involvement with the U.S. Armed Forces during the spring of 2008 when he visited American Legion Post 88 in Donelson, Tenn., to speak with recently enlisted soldiers preparing for basic training.
- Harper and Titans running backs coach Earnest Byner share the same hometown. Following the Redskins Super Bowl XXVI win, Harper went to the victory parade and heard Byner speak in Milledgeville.
- Harper is extremely interested in the Big Brother/Big Sister program and plans to take a few kids under his wing.
- An avid movie watcher, Harper owns over 1,000 DVD's and over 100 karate flicks.

## CAREER HIGHLIGHTS:

**2007 (14/14, 1/1 - Tennessee):** Played in and started 14 games at cornerback. Registered 80 tackles (75 solo), including three tackles for loss, a forced fumble and a fumble recovery. Finished second on the

club with 14 passes defended and tied for second with three interceptions. Led the team in tackles once in 2007 (at HST). Led or tied for the team lead in passes defended seven times in 2007 (vs. IND, at HST, vs. OAK, vs. CAR, at CIN, vs. SD, at KC). Collected three takeaways (two interceptions and a fumble recovery) against Houston (10/21). Was inactive for two games, at Denver (11/19) and against N.Y. Jets (12/23).

- At Jacksonville (9/9), registered five solo tackles and a forced fumble in a 13-10 opening day victory. Forced a Maurice Jones-Drew fumble that was recovered by Chris Hope deep in Titans' territory in the fourth quarter.

- At Houston (10/21), led the team with eight solo tackles in the Titans' thrilling 38-36 victory over the Texans. Collected two interceptions and a fumble recovery in the win. Recovered a Jacoby Jones fumble that was forced by David Thornton in the first quarter. Intercepted a Sage Rosenfels pass intended for Kevin Walter and returned it 30 yards to the Houston 38-yard line in the first quarter. Collected his second interception of the afternoon when he stepped in front of a pass intended for Andre Davis early in the third quarter.

- Against San Diego (12/9), notched five solo tackles and a team-best three passes defended including an interception. Made a leaping interception on third-down pass intended for Vincent Jackson and returned it 32 yards to the San Diego 19-yard line in the third quarter.

- At Kansas City (12/16), tallied two solo tackles and a team-best three passes defended in the Titans' 26-17 road victory. Halted a Chiefs' drive by breaking up a third-and-two pass intended for Dwayne Bowe along the sideline in the first quarter.

**2006 (15/15, 4/4 - Indianapolis):** Played in 15 games with 15 starts at left cornerback for NFL's second ranked pass defense. Recorded 73 tackles, tied for team-high with three interceptions and 11 passes defended. Was inactive one game at New York Jets (10/1).

- At New York Giants (9/10), posted six tackles and one interception.

- At Denver (10/29), totaled season-high nine tackles and one pass defended.

- At Dallas (11/19), registered six tackles and second interception of season.

- Against Philadelphia (11/26), totaled four tackles and snagged interception in second consecutive game.

- In AFC Divisional Game at Baltimore

(1/13), recorded four tackles, a forced fumble and a interception.

- In AFC Championship against New England (1/21), posted two tackles before leaving with an ankle injury.

- In Super Bowl XLI against Chicago (2/4), registered three tackles before leaving game with injured ankle.

**2005 (15/15, 1/1 – Indianapolis):** Started 15 games at left cornerback. Totaled 67 tackles, team-high 12 passes defended, three interceptions and one fumble recovery. Was inactive one game against Tennessee (12/4) with groin injury.

- Against St. Louis (10/17), posted six tackles and first interception of season.

- At Houston (10/23), hauled in interception for second consecutive week.

- At Cincinnati (11/20), recorded season-high 11 tackles with one pass defended.

- Against San Diego (12/18), tallied eight tackles, one pass defended and third interception of season.

- In AFC Divisional Game against Pittsburgh, registered seven tackles, two passes defended and one fumble recovery.

**2004 (14/14, 2/2 – Indianapolis):** Played in 14 games with 14 starts at left cornerback. Totaled 75 tackles, five passes defended, three interceptions and one fumble recovery. Was inactive for two games (at Chicago 11/21 and at Denver 1/2).

- In season opener at New England (9/9), picked off quarterback Tom Brady for first interception of season.

- At Tennessee (9/19), posted seven tackles and recorded second interception in consecutive weeks.

- At Jacksonville (10/3), registered season-high 11 tackles.

- Against Oakland (10/10), posted third interception of season.

- In AFC Wild Card Game against Denver (1/9), totaled four tackles with one pass defended.

- In AFC Divisional Game at New England, posted three tackles.

**2003 (16/13, 3/0 – Indianapolis):** Played in all 16 games with 13 starts in first-year as a starter. Set career-highs in tackles (94), interceptions (four, team high) and posted first career touchdown on interception return. Also added 11 passes defended and three special teams tackles. Was inactive three games (12/7 at Tennessee, 12/14 against Atlanta and 12/21 against Denver) due to back injury.

- In season opener at Cleveland (9/7), hauled in two interceptions for second

multi-interception game of career.

- Against Tennessee (9/14), intercepted Billy Volek for career long 75-yard touchdown return.

- Against Houston (10/26), posted season-high 10 tackles.

- Against New England (11/30), registered career-high fourth interception of season.

- In AFC Championship Game at New England (1/18), totaled four tackles, one pass defended and one forced fumble.

**2002 (16/1, 1/0 – Indianapolis):** Played in all 16 games with one start. Recorded 51 tackles and nine passes defended. Also contributed seven special teams tackles.

- Against Cincinnati (10/6), posted season-high 10 tackles and one pass defended.

- In AFC Wild Card Game at New York Jets (1/4), registered seven tackles in reserve role.

**2001 (13/2 – Indianapolis):** As a rookie played in 13 games with two starts as reserve cornerback. Totaled 23 tackles, two interceptions, 10 passes defended and one fumble recovery. Also added 11 tackles on special teams. Was inactive two games (10/14 against Oakland and 1/6 against Denver) and did not play against New England (10/21).

## COLLEGE:

- As senior was All-SIAC selection and helped Wildcats reach Division II playoffs. Totaled 47 tackles, four tackles for losses, three interceptions, eight passes defended, one forced fumble and one fumble recovery.

- Was two-year letterman for Wildcats track team in high jump.

- Majored in biology.

## PERSONAL:

- Married to Danielle, couple splits time between Nashville and Indianapolis, Ind., with their three sons, Nicholas, Darius and Eric.

- Attended Baldwin High School (Milledgeville, Ga.) and was voted team's most valuable player as senior and earned first-team all-conference.

- Also lettered in baseball, wrestling and track in high school.

- Hobbies include fishing, bowling and playing golf.

- List of favorites: (movie) "The Temptations"; (TV show) "The Wire"; (vacation getaway) Bahamas; (food) Lasagna; (music artist) DMX; (car) Ferrari; and (actor/actress) Al Pacino/Halle Berry.

- Born Nicholas Necosi Harper on Sept. 10, 1974, in Baldwin, Ga.

## HARPER GAME-BY-GAME

Front Office

Coaching Staff

Harper

Rookies

2007 Season

Records

History

Playoff History

Sidelines

2001 Indianapolis Colts															
Date	Opp.	W/L	P/S	Tot Solo	Sk	QB	TFL	Int	Yds	PD	FF	FR	SpT		
Sep 9	@ NYJ	W	1/0	0	0	0	0	-	0	1	0	0	3		
Sep 23	@ Buf	W	1/0	0	0	0	0	-	0	0	0	0	0		
Sep 30	@ NE	L	1/0	0	0	0	0	-	0	1	0	0	2		
Oct 14	@ Oak	L													
Oct 21	@ KC	L													
Oct 25	@ NE	W	1/0	0	0	0	0	-	0	0	0	0	0		
Nov 4	@ Buf	W	1/0	0	0	0	0	-	0	0	0	0	1		
Nov 11	@ Mia	L	1/0	3	3	0	0	-	0	0	0	0	2		
Nov 18	@ NO	L	1/0	2	1	0	0	-	0	1	0	0	0		
Nov 25	@ SF	L	1/1	3	2	0	0	-	0	2	0	0	2		
Dec 2	@ Bal	L	1/0	0	0	0	0	-	0	1	0	1	0		
Dec 10	@ Mia	L	1/0	0	0	0	0	-	0	0	0	0	0		
Dec 16	@ Atl	W	1/0	1	1	0	0	-	0	2	0	0	0		
Dec 23	@ NYJ	L	1/1	12	6	0	0	-	2	17	2	0	1		
Dec 30	@ STL	L	1/0	2	2	0	0	-	0	0	0	0	0		
Jan 6	@ Den	W													
DID NOT PLAY															
<b>Totals</b>				6-10	13/2	23	15	0.0	-	2	17	10	0	1	11

2002 Indianapolis Colts														
Date	Opp.	W/L	P/S	Tot Solo	Sk	QB	TFL	Int	Yds	PD	FF	FR	SpT	
Sep 8	@ Jax	W	1/0	0	0	0	0	-	0	0	0	0	1	
Sep 15	@ Mia	L	1/0	3	3	0	0	-	0	0	0	0	0	
Sep 22	@ Hou	W	1/0	2	1	0	0	-	0	0	0	0	1	
Oct 6	@ Cin	W	1/0	10	5	0	0	-	0	1	0	0	0	
Oct 13	@ Bal	W	1/0	5	4	0	0	-	0	1	0	0	0	
Oct 21	@ Pit	L	1/0	3	2	0	0	-	0	1	0	0	0	
Oct 27	@ Was	L	1/0	3	1	0	0	-	0	0	0	0	0	
Nov 3	@ Ten	L	1/0	1	0	0	0	-	0	0	0	0	0	
Nov 10	@ Phi	W	1/0	6	5	0	0	-	0	1	0	0	0	
Nov 17	@ Dal	W	1/0	1	0	0	0	-	0	1	0	1	0	
Nov 24	@ Den	W	1/0	2	1	0	0	-	0	1	0	0	0	
Dec 1	@ Hou	W	1/0	2	2	0	0	-	0	0	0	0	1	
Dec 8	@ Ten	L	1/0	2	1	0	0	-	0	0	0	0	1	
Dec 15	@ Cle	W	1/0	4	3	0	0	-	0	0	0	0	0	
Dec 22	@ NYG	L	1/0	1	0	0	0	-	0	0	0	0	2	
Dec 29	@ Jax	W	1/1	6	4	0	0	-	0	2	0	0	0	
<b>Totals</b>				10-6	16/1	51	34	0.0	-	0	0	8	0	7
<b>Playoffs</b>														
Jan 4	@ NYJ	L	1/0	7	4	0	0	-	0	0	0	0	0	
<b>Totals</b>				0-1	1/0	7	4	0.0	-	0	0	0	0	0

2003 Indianapolis Colts														
Date	Opp.	W/L	P/S	Tot Solo	Sk	QB	TFL	Int	Yds	PD	FF	FR	SpT	
Sep 7	@ Cle	W	1/1	4	3	0	0	-	2	43	2	0	0	
Sep 14	@ Ten	W	1/1	6	5	0	0	-	1	75	0	0	0	
Sep 21	@ Jax	W	1/1	7	5	0	0	-	0	0	0	0	0	
Sep 28	@ NO	W	1/1	5	2	0	0	-	0	1	0	0	0	
Oct 6	@ TB	W	1/1	9	7	0	0	-	0	2	0	0	0	
Oct 12	@ Car	L	1/1	6	5	0	0	-	0	0	0	0	0	
Oct 26	@ Hou	W	1/1	10	7	0	0	-	0	0	0	0	0	
Nov 2	@ Mia	W	1/1	6	5	0	0	-	0	0	0	0	0	
Nov 9	@ Jax	L	1/1	9	7	0	0	-	0	0	0	0	0	
Nov 16	@ NYJ	W	1/1	3	3	0	0	-	0	0	0	0	0	
Nov 23	@ Buf	W	1/1	9	5	0	0	-	0	1	0	0	0	
Nov 30	@ NE	L	1/1	6	6	0	0	-	1	3	0	0	2	
Dec 7	@ Ten	W	1/0	0	0	0	0	-	0	0	0	0	0	
Dec 14	@ Atl	W	1/0	0	0	0	0	-	0	1	0	0	0	
Dec 21	@ Den	L	1/0	6	5	0	0	-	0	0	0	0	0	
Dec 28	@ Hou	W	1/1	8	7	0	0	-	0	4	0	0	1	
<b>Totals</b>				12-4	16/13	94	72	0.0	-	4	121	11	0	3
<b>Playoffs</b>														
Jan 4	@ Den	W	1/0	2	1	0	0	-	0	0	0	0	0	
Jan 11	@ KC	W	1/0	4	3	0	0	-	0	0	1	0	0	
Jan 18	@ NE	L	1/0	4	3	0	0	-	0	1	1	0	0	
<b>Totals</b>				2-1	3/0	10	7	0.0	-	0	2	1	0	0

2004 Indianapolis Colts															
Date	Opp.	W/L	P/S	Tot Solo	Sk	QB	TFL	Int	Yds	PD	FF	FR	SpT		
Sep 9	@ NE	L	1/1	3	3	0	0	-	1	12	2	0	0		
Sep 19	@ Ten	W	1/1	7	6	0	0	-	1	0	0	0	0		
Sep 26	@ GB	W	1/1	5	5	0	0	-	0	0	0	0	1		
Oct 3	@ Jax	W	1/1	11	7	0	0	-	0	0	0	0	0		
Oct 10	@ Oak	W	1/1	4	2	0	0	-	1	0	1	0	0		
Oct 24	@ Jax	L	1/1	7	4	0	0	-	0	0	0	0	0		
Oct 31	@ KC	L	1/1	5	3	0	0	-	0	1	0	0	0		
Nov 8	@ Min	W	1/1	4	3	0	0	-	0	0	0	0	0		
Nov 14	@ Hou	W	1/1	6	6	0	0	-	0	0	0	0	0		
Nov 21	@ Chi	W													
Nov 25	@ Det	W	1/1	2	1	0	0	-	0	0	0	0	0		
Dec 5	@ Ten	W	1/1	4	2	0	0	-	0	0	0	0	0		
DID NOT PLAY															
<b>Totals</b>				10-6	14/14	80	75	0.0	0	3	3	62	14	1	0
<b>Playoffs</b>															
Jan 6	@ SD	L	1/1	3	0	0	0	-	0	0	0	1	0		
<b>Totals</b>				0-1	1/1	3	0	0	0	0	0	1	0	0	

Dec 12	@ Hou	W	1/1	6	6	0	0	-	0	0	0	0	0	
Dec 19	@ Bal	W	1/1	9	6	0	0	-	0	0	1	0	0	
Dec 26	@ SD	W	1/1	2	1	0	0	-	0	0	0	0	0	
Jan 2	@ Den	L												
INACTIVE														
<b>Totals</b>				12-4	14/14	75	55	0.0	-	3	12	5	0	1
<b>Playoffs</b>														
Jan 9	@ Den	W	1/1	4	4	0	0	-	0	0	1	0	0	
Jan 16	@ NE	L	1/1	3	3	0	0	-	0	0	0	0	0	
<b>Totals</b>				1-1	2/2	7	7	0.0	-	0	1	0	0	0

2005 Indianapolis Colts														
Date	Opp.	W/L	P/S	Tot Solo	Sk	QB	TFL	Int	Yds	PD	FF	FR	SpT	
Sep 11	@ Bal	W	1/1	5	4	0	0	-	0	0	3	0	0	
Sep 18	@ Jax	W	1/1	4	2	0	0	-	0	0	1	0	0	
Sep 25	@ Cle	W	1/1	6	5	0	0	-	0	0	2	0	0	
Oct 2	@ Ten	W	1/1	2	2	0	0	-	0	0	0	0	0	
Oct 9	@ SF	W	1/1	3	2	0	0	-	0	0	0	0	0	
Oct 17	@ STL	W	1/1	6	5	0	0	-	1	21	0	0	1	
Oct 23	@ Hou	W	1/1	2	2	0	0	-	1	20	0	0	0	
Nov 7	@ NE	W	1/1	4	3	0	0	-	0	1	0	0	0	
Nov 13	@ Hou	W	1/1	5	4	0	0	-	0	0	0	0	0	
Nov 20	@ Cin	W	1/1	11	9	0	0	-	0	0	1	0	0	
Nov 28	@ Pit	W	1/1	4	4	0	0	-	0	0	0	0	0	
Dec 4	@ Ten	W												
INACTIVE														
Dec 11	@ Jax	W	1/1	3	3	0	0	-	0	0	0	0	0	
Dec 18	@ SD	L	1/1	8	7	0	0	-	1	0	1	0	0	
Dec 24	@ Sea	L	1/1	1	1	0	0	-	0	0	1	0	0	
Jan 1	@ Ari	W	1/1	3	2	0	0	-	0	0	2	0	0	
<b>Totals</b>				14-2	15/15	67	55	0.0	-	3	41	12	0	1
<b>Playoffs</b>														
Jan 15	@ Pit	L	1/1	7	6	0	0	-	0	0	2	0	1	
<b>Totals</b>				0-1	1/1	7	6	0.0	-	0	0	2	0	1

2006 Indianapolis Colts													
Date	Opp.	W/L	P/S	Tot Solo	Sk	QB	TFL	Int	Yds	PD	FF	FR	SpT

Nick Harper's NFL Statistics

Year	Team	GP	GS	TACKLES					Yds	INTERCEPTIONS					FUMBLES			
				Tot	Solo	Asst	Sk			No	Yds	Lg	TD	PD	FF	FR	Yds	SpT
2001	Indianapolis	13	2	23	15	8	0.0	0	2	17	14	0	10	0	1	0	11	
2002	Indianapolis	16	1	51	34	17	0.0	0	0	0	0	8	0	0	0	7		
2003	Indianapolis	16	13	94	72	22	0.0	0	4	121	75	1	11	0	0	3		
2004	Indianapolis	14	14	75	55	20	0.0	0	3	12	12	0	5	0	1	0		
2005	Indianapolis	15	15	67	55	12	0.0	0	3	41	21	0	12	0	1	0		
2006	Indianapolis	15	15	73	59	14	0.0	0	3	18	19	0	11	0	0	0		
2007	Tennessee	14	14	80	75	5	0.0	0	3	62	32	0	14	1	1	0		
<b>NFL Totals</b>		<b>103</b>	<b>74</b>	<b>463</b>	<b>365</b>	<b>98</b>	<b>0.0</b>	<b>0</b>	<b>18</b>	<b>271</b>	<b>75</b>	<b>1</b>	<b>71</b>	<b>1</b>	<b>4</b>	<b>21</b>		

Year	Team	GP	GS	TACKLES					Yds	INTERCEPTIONS					FUMBLES			
				Tot	Solo	Asst	Sk			No	Yds	Lg	TD	PD	FF	FR	Yds	SpT
2002	Indianapolis	1	0	7	4	3	0.0	0	0	0	0	0	0	0	0	0		
2003	Indianapolis	3	0	10	7	3	0.0	0	0	0	0	2	1	0	0	0		
2004	Indianapolis	2	2	7	7	0	0.0	0	0	0	0	1	0	0	0	0		
2005	Indianapolis	1	1	7	6	1	0.0	0	0	0	0	2	0	1	0	0		
2006	Indianapolis	4	4	14	13	1	0.0	0	1	9	9	0	2	1	0	0		
2007	Tennessee	1	1	3	0	3	0.0	0	0	0	0	1	0	0	0	0		
<b>NFL Totals</b>		<b>12</b>	<b>8</b>	<b>48</b>	<b>37</b>	<b>11</b>	<b>0.0</b>	<b>0</b>	<b>1</b>	<b>9</b>	<b>9</b>	<b>0</b>	<b>8</b>	<b>2</b>	<b>1</b>	<b>0</b>		

Single-Game Highs

Tackles - 12 vs. New York Jets (12/23/01)  
 Interceptions - 2 (three times, last at Houston 10/21/07)  
 Touchdowns - 1 vs. Tennessee (9/14/03)  
 Fumble Recoveries - 1 (four times, last at Houston 10/21/07)  
 Passes Defensed - 4 at Houston (12/28/03)  
 Forced Fumble - 1 at Jacksonville (9/9/07)

Playoff Highs

Tackles - 7 (two times, last vs. Pittsburgh 1/15/06)  
 Interceptions - 1 at Baltimore (1/13/07)  
 Passes Defensed - 2 vs. Pittsburgh (1/15/06)

Additional Statistics

Punt Returns - 1 for 0 yards (2001)



64



Leroy HARRIS



GUARD/CENTER

6'3" • 302 lbs. • Born: 6.6.84 • Exp. (NFL/Titans): 2/2 • D4a – 2007 • N.C. State  
 2007 GP/GS: 5/0 (Playoffs 1/0) • Career GP/GS: 5/0 (Playoffs 1/0) • Raleigh, NC

**PRO:** The versatile Leroy Harris is capable of starting at any one of the three interior offensive line positions as he enters his second NFL season. His easy-going nature off the field belies the gridiron toughness of the former fourth-round draft choice from N.C. State. The quick and technically sound lineman gives the Titans options at left guard, right guard and center. He played in five games as a rookie, seeing action exclusively on special teams. In pre-draft workouts, he ran a 5.23-second 40-yard dash, bench pressed 225 pounds 29 times and recorded a 27-inch vertical leap. He was selected by the Titans with their

first of two fourth-round picks (108th overall) in the 2007 NFL Draft.

TITANS TIDBITS:

• Harris, who is married with one son, Leroy III, knows first-hand the impact a strong and committed family can have. His mother, Dorothy, passed away when he was only three years old as a result of a tragic surgical accident. She left behind Leroy; his sister, Neice; and their father, Leroy Sr. To help care for the children, Neice was sent to live with aunts in New Bern, N.C., where Leroy would visit most weekends. While Leroy Sr. worked 60-hour weeks at a

Front Office  
 Coaching Staff  
 Harper/Harris  
 Rookies  
 2007 Season  
 Records  
 History  
 Playoff History  
 Sidelines



soy bean plant, Leroy Jr. spent most of his time at his grandparents house in Raleigh, where another set of aunts, Carol McDougal and Margaret Harris, also lived and became mother figures in his life. They all helped care for his grandmother, who was an amputee. When Leroy Jr. was 12 years old, his father remarried to Shelvatine, whose son, Lamont, quickly formed a brotherly bond with Leroy Jr. It was then that Leroy Jr. began getting heavily involved in sports and laid the foundation for his NFL career.

- In addition to being a top recruit in football as a high school student, Harris also was among the elite wrestlers in North Carolina. He won the North Carolina 4A State Title in the 275-pound weight class as a senior. While redshirting in his first season on the football team at N.C. State, he wrestled for the Wolfpack and placed third in the ACC among heavyweights.
- To complete his degree in sports management at N.C. State, Harris interned at the Wolfpack Club, a fundraising organization for the school's athletic department. There he received training on the front lines of ticketing, parking, membership drives and other efforts of the organization. He received his degree with a minor in business in December 2006.

### CAREER HIGHLIGHTS:

**2007 (5/0, 1/0):** In rookie season, played in five regular season games and one postseason game. Inactive in remaining 11 contests. Saw game action exclusively on special teams.

- At Denver (11/19), played in first career NFL contest as reserve on field goal protection and kickoff return units.
- Also saw special teams action at Cincinnati (11/25), against Houston (12/2), against N.Y. Jets (12/23), at Indianapolis (12/30) and in Wild Card Game at San Diego (1/6).

### COLLEGE:

- Played in 43 games at N.C. State with 42 career starts. Started a total of 26 games at center, 15 at left guard and one at right guard.
- As a senior (2006), named first-team ACSMA/AP All-ACC and won inaugural Sonitrol Offensive Lineman of the Year Award. Served season as offensive team

captain. Started eight games at center, one game at right guard and one game at left guard. Did not allow sack during season as member of line that allowed only 19 total sacks.

- As a junior (2005), named first-team All-ACC by *The Sporting News* and named team's Most Valuable Offensive Lineman after starting all 12 contests (11 at center, one at left guard).
- Earned honorable mention All-ACC honors as freshman and sophomore and named Freshman All-American by *The Sporting News* and Football Writers Association.
- Redshirted in 2002.
- Received degree in sports management with minor in business in December 2006.

### PERSONAL:

- Married to Christina (May 2004), couple splits time between Brentwood, Tenn., and Raleigh, N.C., with son, Leroy III (1).
- Was three-time All-Conference performer as two-way lineman at Southeast Raleigh (N.C.) High School. Rated by Rivals.com as best defensive tackle prospect in state after posting 56 tackles as senior.
- Wrestled for four years, posting 23-1 mark and winning 2002 4A North Carolina State Title in 275-pound class as senior.
- Also threw shot put and discuss for track & field team for two years.
- List of favorites: (movie) "The Green Mile"; (TV shows) "24" and "The Shield"; (actor) Denzel Washington; (musicians) Snoop Dogg and Biggie Smalls; (sports heroes) Bruce Smith and Frank Thomas; (school subject) math; (vacation getaway) Caribbean cruise; (video game) NCAA Football on PSP; and (food) steak, pork chops, baked potatoes and Caesar salad.
- Born Leroy Harris Jr. on June 6, 1984 in Raleigh, N.C.

### Harris' NFL Statistics

Year	Team	GP	GS
2007	Tennessee	5	0
<b>NFL Totals</b>		<b>5</b>	<b>0</b>



#### PLAYOFFS

Year	Team	GP	GS
2007	Tennessee	1	0
<b>Playoff Totals</b>		<b>1</b>	<b>0</b>

92



Albert  
**HAYNESWORTH**



**DEFENSIVE TACKLE**

6'6" • 320 lbs. • Born: 6.17.81 • Exp. (NFL/Titans): 7/7 • D1 – 2002 • Tennessee  
2007 GP/GS: 13/12 (Playoffs 1/1) • Career GP/GS: 76/60 (Playoffs 5/5) • Hartsville, SC



**PRO:** The massive and athletic Albert Haynesworth anchors the interior of the Titans defense. At 6-foot-6, 320 pounds, the defensive tackle creates mismatches for opposing offenses with his strength and incredible agility for a player his size. These traits and a renewed emphasis on technique with his hands helped Haynesworth produce the most dominant season of his career in 2007, one in which he was voted to start his first Pro Bowl and was named an *Associated Press* first-team All-Pro. He led all AFC defensive tackles (tied for fifth in the NFL among defensive tackles) with a career-high six sacks, tied his career mark with 23 quarterback pressures and produced the second-best tackle total of his career (69). His effect on both the running and passing defense was never more apparent than in Tennessee ranking fifth overall, fifth against the run and 10th against the pass. In Haynesworth's six seasons in the NFL, he has totaled 379 tackles, 15.5 sacks, 98 quarterback pressures, 40 tackles for loss, 11 passes defended, three forced fumbles and two fumble recoveries in 76 games (60 starts). Haynesworth is the only defensive tackle drafted by the team in the first round during the Jeff Fisher era and one of only three (Greg Simpson, 1972; John Matuszak, 1973) chosen in the initial round by the franchise since the 1970 merger. He was selected 15th overall in the 2002 NFL Draft after the Titans traded their 14th overall pick to the Giants in exchange for the 15th pick plus an additional fourth-round selection.

**TITANS TIDBITS:**

- With the help of his teammates and celebrities from the music and NASCAR industry, Haynesworth has hosted the "Dining for Dimes" celebrity dinner and auction benefiting the March of Dimes for the past two years. The events have raised

more than \$120,000 to help prevent premature child births.

- For the past few years, Haynesworth has spent quality time supporting at-risk youth from the YMCA Community Action Project (Y-Cap) in Middle Tennessee.
- In January 2008, a week prior to heading to Hawaii for his first career Pro Bowl appearance, Haynesworth held a free meet and greet/autograph session at Nashville Italian restaurant Mafiaozza's, thanking fans for their support of the All-Pro defensive tackle. The event raised money for the March of Dimes through optional donations.
- In 2004, Haynesworth began hosting his own weekly radio show. "The Night Al Show" is broadcast every Tuesday evening during the season on Nashville's 560 WNSR.
- After being selected by the Titans, Albert became the first Tennessee Volunteer to make a contribution (\$50,000) to the newly-created Judy Jackson Scholarship Endowment Fund. The gift was in honor of Student Life Associate Director Judy Jackson, who helped Haynesworth during his time in school.
- Haynesworth was one of 10 players selected in the 2002 NFL Draft from the University of Tennessee, the most in school history. He joined first rounders John Henderson (Jacksonville Jaguars, 9th) and Donte' Stallworth (New Orleans, 13th) as the first three players chosen from the Southeastern Conference in the draft, half of the conference's six players taken in the opening round.

**CAREER HIGHLIGHTS:**

**2007 (13/12, 1/1):** Played in 13 games with 12 starts during regular season. Set career high with six sacks (tied for third on team) and added 69 tackles, 23 quarterback pressures (third on team), six tackles for loss

and three passes defended. Led AFC defensive tackles (tied for fifth in NFL) in sacks. Named starter in first Pro Bowl and earned first-team All-Pro honors from *Associated Press*, *Sports Illustrated* and PFW/PFWA. Mainstay for defense that ranked fifth overall and fifth against run.

- Against Indianapolis (9/16), he totaled six tackles, one sack, three quarterback pressures and one pass defended. Sacked Peyton Manning for eight-yard loss.

- Against Atlanta (10/7), he totaled eight tackles, one tackle for loss and two quarterback pressures. Provided highlight-reel play with two minutes remaining in game and Falcons attempting to score with a first-and-goal from one-yard line. Leaped over offensive line between guard and center, timing play just after snap, and brought quarterback Byron Leftwich to ground as he was pitching ball, causing eight-yard loss that helped Titans preserve 20-13 victory.

- At Tampa Bay (10/14), led team with season-high 10 tackles and added one pass defended and one quarterback pressure. Helped limit Buccaneers to 30 rushing yards.

- Against Oakland (10/28), totaled seven tackles and helped thwart late rally by Raiders with sack of Daunte Culpepper.

- Against Carolina (11/4), set career high with three sacks and led the squad with eight tackles. Also recorded two tackles for loss and one quarterback pressure. Sacked David Carr on Carolina's first play from scrimmage and added two more sacks of Carr. It was the first multi-sack game of his career and first three-sack game by Titans player since Sept. 18, 2005 (Kyle Vanden Bosch). Injured hamstring late in game.

- Against Jacksonville (11/11), at Denver (11/19) and at Cincinnati (11/25), was inactive with a hamstring injury.

- Against San Diego (12/9), he totaled five tackles, one tackle for loss, three quarterback pressures and sacked Billy Volek.

**2006 (11/10):** Played in 11 games with 10 starts at right defensive tackle. Totaled 59 tackles, two sacks, 13 quarterback pressures and three tackles for a loss. Missed five games after being placed on reserve/suspended list on Oct. 2 and returned to active roster on Nov. 13.

- In season opener against New York Jets (9/10), recorded season-high 10 tackles, one tackle for loss and two quarterback pressures.

- Recorded one sack at Miami (9/24) and at Buffalo (12/24).

**2005 (14/14):** Set new career highs in games played (14), starts (14), tackles (85) and sacks (3.0). Also contributed 11 quarterback pressures, nine tackles for losses, one pass defended and one forced fumble. Was inactive two games (10/2 vs. Indianapolis and 10/9 at Houston) with knee injury.

- Recorded sacks against Cincinnati (10/16), Houston (12/11) and at Jacksonville (1/1).

- In home opener against Baltimore (9/19), helped hold Ravens to franchise-low 14 rushing yards.

- At Indianapolis (12/4), recorded season-high 11 tackles and added two tackles for loss.

**2004 (10/10):** Set new career highs in tackles (62), tackles for loss (11) and forced fumbles (2) despite being sidelined for six games with right elbow dislocation (11/21—12/25). Added one sack, 13 quarterback pressures and one pass defended in 10 starts at right defensive tackle.

- Against Indianapolis (9/19), forced Marvin Harrison fumble to thwart Colts second quarter scoring drive.

- Against Jacksonville (9/26), set new career high with 13 tackles.

- Against Cincinnati (10/31), totaled six tackles, one sack, one tackle for loss, two quarterback pressures, one pass defended and one forced fumble. In third quarter, hit Carson Palmer's arm as he was attempting pass, which then was intercepted by Andre Dyson. With 27-20 lead in closing minute, sacked Palmer at Tennessee 16-yard line and forced fumble, which was recovered by Juqua Thomas to seal victory.

**2003 (12/11, 2/2):** Played in 12 games with 11 starts, totaling 49 tackles, 2.5 sacks, four stops behind the line of scrimmage, three pass deflections and two fumble recoveries. Was declared inactive for a total of three games because of an injury (dislocated left elbow) suffered in Week 2 at Indianapolis (9/14).

- At Indianapolis (9/14), exited contest after first defensive play, dislocating his left elbow. Missed remainder of game and next three contests against New Orleans (9/21) and road games versus Pittsburgh (9/28) and New England (10/5).

- Against Miami (11/9), posted two tackles, one quarterback pressure and two fumble recoveries in 31-7 win. Returned second fumble 12 yards to set up Titans touchdown on next play. Helped contain Ricky

Williams to 37 rushing yards.

- At New York Jets (12/1), credited with season-high nine tackles, one sack (Chad Pennington), one quarterback pressure and one tackle behind line of scrimmage in loss to Jets.

- Started both postseason games, registering five tackles and one sack. Helped limit NFL leading rusher Jamal Lewis to season-low 35 yards on 14 carries.

**2002 (16/3, 2/2):** Saw action in every game, registering starts in final three games against New England (12/16) and road games at Jacksonville (12/22) and Houston (12/29). Finished rookie campaign with 55 tackles, one sack, three pass deflections, 23 quarterback pressures and seven stops behind line of scrimmage. Had seven games where he tallied four or more stops on defense, including a season-high 10 stops in season finale at Houston (12/29).

- Made first appearance in NFL game in season opener against Philadelphia (9/8), posting four stops in 27-24 win.

- Made first NFL start against New England on Monday Night Football (12/16), registering two stops and three quarterback pressures in 24-7 win. Patriots were held to season-low 176 total yards.

- In season finale at Houston (12/29), posted season-high 10 stops, two quarterback pressures, one pass deflection and two tackles behind line of scrimmage. Helped hold Texans to season-low 28 rushing yards.

**COLLEGE:**

- Three-year letterman at Tennessee who compiled 66 tackles, five sacks, 31 quarterback pressures, 20 stops behind line of scrimmage and nine pass deflections during

career. Named Second All-Team Southeastern Conference after junior season, starting 10 of 12 games, recording 36 tackles, 1.5 sacks, 12 stops behind the line of scrimmage, 20 quarterback pressures and seven pass deflections.

- Named *Sporting News* Freshman All-American and *Knoxville News-Sentinel* Freshman All-Southeastern Conference selection.

**PERSONAL:**

- Has two sons, Ahsharri (7) and Albert IV (2) and one daughter, Alanie (3).

- Earned Super-Prep All-America and listed on ESPN's top 100 players in nation as senior at Hartsville (S.C.) HS. Rated as best defensive tackle by National Recruiting Advisor. Completed season with 110 tackles, 51 quarterback pressures and six sacks. Named to all-star team for North Carolina-South Carolina Shrine Bowl. Also led team to state championship in Class 4A as junior.

- Credits University of Tennessee assistant Dan Brooks as the one coach who deserves most credit for his success in his football career because of his tough discipline and reinforcements of the fundamentals of the game.

- List of Favorites: (TV show) "CSI"; (book) "The Jesus Family Tomb"; (music artists) Eminem and Young Jeezy; (actors) Chris Tucker, Morgan Freeman, Samuel L. Jackson, Angelina Jolie; (sports media personality) Sean Salisbury; (restaurant) Fleming's Prime Steakhouse; (car) Ford F-650; and (video game) EA Sports NASCAR.

- Born Albert Haynesworth III on June 17, 1981.

**HAYNESWORTH GAME-BY-GAME**

2002 Tennessee Titans														2003 Tennessee Titans																	
Date	Opp	W/L	P/S	Tot	Solo	Sk	QB	TFL	Int	Yds	PD	FF	FR	SpT	Date	Opp	W/L	P/S	Tot	Solo	Sk	QB	TFL	Int	Yds	PD	FF	FR	SpT		
Sept 8	Phi	W	1/0	4	2	0.0	0	0	0	0	0	0	0	0	Sept 7	Oak	W	1/1	6	3	0.0	1	0	0	0	0	0	0	0		
Sept 15	@ Dal	L	1/0	2	2	0.0	2	1	0	0	0	0	0	0	Sept 14	@ Ind	L	1/1	0	0	0.0	0	0	0	0	0	0	0	0	0	
Sept 22	Cle	L	1/0	3	2	0.0	1	0	0	0	1	0	0	0	Sept 21	NO	W	0/0	INACTIVE (ELBOW)												
Sept 29	@ Oak	L	1/0	4	1	0.0	0	1	0	0	0	0	0	0	Sept 28	@ Pit	W	0/0	INACTIVE (ELBOW)												
Oct 6	Was	L	1/0	1	1	0.0	2	0	0	0	0	0	0	0	Oct 5	@ NE	L	0/0	INACTIVE (ELBOW)												
Oct 13	Jax	W	1/0	3	1	0.0	0	1	0	0	0	0	0	0	Oct 12	Hou	W	1/0	2	1	0.0	2	1	0	0	0	0	0	0	0	
Oct 27	@ Cin	W	1/0	0	0	0.0	1	0	0	0	0	0	0	0	Oct 19	@ Car	W	1/1	4	1	0.0	1	0	0	0	0	0	0	0	0	
Nov 3	@ Ind	W	1/0	1	0	0.0	0	0	0	0	0	0	0	0	Oct 26	@ Jax	W	1/1	1	0	0.0	0	0	0	0	0	2	0	0	0	
Nov 10	Hou	W	1/0	0	0	0.0	2	0	0	0	0	0	0	0	Nov 9	Mia	W	1/1	2	1	0.0	1	0	0	0	0	0	0	2	0	
Nov 17	Pit	W	1/0	5	3	0.5	1	0	0	0	0	0	0	0	Nov 16	Jax	W	1/1	8	5	0.0	1	1	0	0	0	0	0	0	0	
Nov 24	@ Bal	L	1/0	4	3	0.0	3	1	0	0	0	0	0	0	Nov 23	@ Atl	W	1/1	6	3	0.5	2	1	0	0	0	0	0	0	0	
Dec 1	@ NYG	W	1/0	3	1	0.0	2	0	0	0	0	0	0	0	Dec 1	@ NYJ	L	1/1	9	5	1.0	1	1	0	0	0	0	0	0	0	
Dec 8	Ind	W	1/0	5	3	0.0	2	0	0	0	0	0	0	0	Dec 7	Ind	L	1/1	4	3	0.0	3	0	0	0	1	0	0	0	0	
Dec 16	NE	W	1/1	2	1	0.0	3	0	0	0	0	0	0	0	Dec 14	Buf	W	1/1	4	3	1.0	2	0	0	0	0	0	0	0	0	
Dec 22	@ Jax	W	1/1	8	4	0.5	2	1	0	0	1	0	0	0	Dec 21	@ Hou	W	1/1	3	0	0.0	1	0	0	0	0	0	0	0	0	
Dec 29	@ Hou	W	1/0	7	7	0.0	2	2	0	0	1	0	0	0	Dec 28	TB	W	0/0	INACTIVE												
<b>Totals</b>			<b>11-5</b>	<b>163</b>	<b>55</b>	<b>31</b>	<b>1.0</b>	<b>23</b>	<b>7</b>	<b>0</b>	<b>3</b>	<b>0</b>	<b>0</b>	<b>0</b>	<b>Totals</b>			<b>12-4</b>	<b>12/11</b>	<b>49</b>	<b>25</b>	<b>2.5</b>	<b>15</b>	<b>4</b>	<b>0</b>	<b>3</b>	<b>0</b>	<b>2</b>	<b>0</b>		
Playoffs														Playoffs																	
Jan 11	Pit	W	1/1	5	4	0.0	3	1	0	0	1	0	0	0	Jan 3	@ Bal	W	1/1	3	3	1.0	0	0	0	0	0	0	0	0	0	
Jan 19	@ Oak	L	1/1	1	0	0.0	3	0	0	0	0	0	0	0	Jan 10	@ NE	L	1/1	2	2	0.0	0	0	0	0	0	0	0	0	0	
<b>Totals</b>			<b>1-1</b>	<b>2/2</b>	<b>6</b>	<b>4</b>	<b>0.0</b>	<b>6</b>	<b>1</b>	<b>0</b>	<b>0</b>	<b>1</b>	<b>0</b>	<b>0</b>	<b>Totals</b>			<b>1-1</b>	<b>2/2</b>	<b>5</b>	<b>5</b>	<b>1.0</b>	<b>0</b>	<b>0</b>	<b>0</b>	<b>0</b>	<b>0</b>	<b>0</b>	<b>0</b>	<b>0</b>	

## HAYNESWORTH GAME-BY-GAME

Front Office

Coaching Staff

Haynesworth

Rookies

2007 Season

Records

History

Playoff History

Sidelines

2004 Tennessee Titans													
Date	Opp	W/L	P/S	Tot Solo	Sk	QBP	TFL	Int	Yds	PD	FF	FR	SpT
Sept 11	@ Mia	W	1/1	6	4	0.0	0	2	0	0	0	0	0
Sept 19	Ind	L	1/1	5	4	0.0	1	1	0	0	0	1	0
Sept 26	@ Jax	L	1/1	13	8	0.0	1	1	0	0	0	0	0
Oct 3	@ SD	L	1/1	3	2	0.0	0	0	0	0	0	0	0
Oct 11	@ GB	W	1/1	3	2	0.0	2	0	0	0	0	0	0
Oct 17	@ Hou	L	1/1	7	3	0.0	2	0	0	0	0	0	0
Oct 24	@ Min	L	1/1	5	2	0.0	1	2	0	0	0	0	0
Oct 31	@ Cin	W	1/1	6	4	1.0	2	1	0	0	1	1	0
Nov 14	Chi	L	1/1	8	5	0.0	1	3	0	0	0	0	0
Nov 21	@ Jax	W	0/0										
Nov 28	@ Hou	L	0/0										
Dec 5	@ Ind	L	0/0										
Dec 13	KC	L	0/0										
Dec 19	@ Oak	L	0/0										
Dec 25	Den	L	0/0										
Jan 2	Det	W	1/1	6	5	0.0	3	1	0	0	0	0	0
<b>Totals</b>				<b>5-11</b>	<b>10/10</b>	<b>62</b>	<b>39</b>	<b>1.0</b>	<b>13</b>	<b>11</b>	<b>0</b>	<b>0</b>	<b>1</b>

2006 Tennessee Titans													
Date	Opp	W/L	P/S	Tot Solo	Sk	QBP	TFL	Int	Yds	PD	FF	FR	SpT
Sept 10	NYJ	L	1/1	10	5	0.0	2	1	0	0	0	0	0
Sept 17	@ SD	L	1/1	5	3	0.0	1	0	0	0	0	0	0
Sept 24	@ Mia	L	1/1	8	4	1.0	1	0	0	0	0	0	0
Oct 1	Dal	L	1/1	4	3	0.0	2	0	0	0	0	0	0
Oct 8	@ Ind	L											
Oct 15	@ Was	W											
Oct 29	Hou	W											
Nov 5	@ Jax	L											
Nov 12	Bal	L											
Nov 19	@ Phi	W	1/0	2	1	0.0	0	0	0	0	0	0	0
Nov 26	NYG	W	1/1	3	2	0.0	1	0	0	0	0	0	0
Dec 3	@ Ind	W	1/1	5	3	0.0	0	0	0	0	0	0	0
Dec 10	@ Hou	W	1/1	4	2	0.0	2	0	0	0	0	0	0
Dec 17	Jax	W	1/1	7	5	0.0	2	2	0	0	0	0	0
Dec 24	@ Buf	W	1/1	5	3	1.0	1	0	0	0	0	0	0
Dec 31	NE	L	1/1	6	3	0.0	1	0	0	0	0	0	0
<b>Totals</b>				<b>8-8</b>	<b>11/10</b>	<b>59</b>	<b>34</b>	<b>2.0</b>	<b>13</b>	<b>3</b>	<b>0</b>	<b>0</b>	<b>0</b>

2005 Tennessee Titans													
Date	Opp	W/L	P/S	Tot Solo	Sk	QBP	TFL	Int	Yds	PD	FF	FR	SpT
Sept 11	@ Pit	L	1/1	5	2	0.0	0	0	0	0	0	0	0
Sept 18	Bal	W	1/1	8	5	0.0	0	2	0	0	0	0	0
Sept 25	@ Stl	L	0/0										
Oct 2	Ind	L	0/0										
Oct 9	@ Hou	W	1/1	4	2	0.0	0	1	0	0	0	0	0
Oct 16	Cin	L	1/1	7	5	1.0	0	0	0	0	0	0	0
Oct 23	@ Ari	L	1/1	7	4	0.0	0	1	0	0	0	0	0
Oct 30	Oak	L	1/1	5	2	0.0	2	0	0	0	0	0	0
Nov 6	@ Cle	L	1/1	5	4	0.0	1	1	0	0	0	0	0
Nov 20	Jax	L	1/1	7	4	0.0	2	2	0	0	1	0	0
Nov 27	S.F.	W	1/1	6	4	0.0	2	0	0	0	0	0	0
Dec 4	@ Ind	L	1/1	11	8	0.0	0	2	0	0	0	0	0
Dec 11	Hou	W	1/1	7	5	1.0	2	0	0	0	0	0	0
Dec 18	Sea	L	1/1	2	1	0.0	0	0	0	0	0	0	0
Dec 24	@ Mia	L	1/1	4	2	0.0	2	0	0	0	0	0	0
Jan 1	@ Jax	L	1/1	7	4	1.0	0	0	0	0	1	0	0
<b>Totals</b>				<b>4-12</b>	<b>14/14</b>	<b>85</b>	<b>52</b>	<b>3.0</b>	<b>11</b>	<b>9</b>	<b>0</b>	<b>0</b>	<b>1</b>

2007 Tennessee Titans													
Date	Opp	W/L	P/S	Tot Solo	Sk	QBP	TFL	Int	Yds	PD	FF	FR	SpT
Sept 9	@ Jax	W	1/1	6	5	0.0	3	0	0	0	1	0	0
Sept 16	Ind	L	1/1	6	2	1.0	3	0	0	0	1	0	0
Sept 24	@ NO	W	1/1	6	5	0.0	2	0	0	0	0	0	0
Oct 7	Atl	W	1/1	8	5	0.0	2	1	0	0	0	0	0
Oct 14	TB	L	1/1	10	4	0.0	1	0	0	0	1	0	0
Oct 21	Hou	W	1/1	5	2	0.0	3	1	0	0	0	0	0
Oct 28	Oak	W	1/1	7	3	1.0	2	1	0	0	0	0	0
Nov 4	Car	W	1/1	8	7	3.0	1	2	0	0	0	0	0
Nov 11	Jax	L											
Nov 19	@ Den	L											
Nov 25	@ Cin	L											
Dec 2	Hou	W	1/1	5	2	0.0	0	0	0	0	0	0	0
Dec 9	SD	L	1/1	5	4	1.0	3	1	0	0	0	0	0
Dec 16	@ KC	W	1/0	0	0	0.0	0	0	0	0	0	0	0
Dec 23	NYJ	W	1/1	3	2	0.0	0	0	0	0	0	0	0
Dec 30	@ Ind	W	1/1	0	0	0.0	3	0	0	0	0	0	0
<b>Totals</b>				<b>10-6</b>	<b>13/12</b>	<b>69</b>	<b>41</b>	<b>6.0</b>	<b>23</b>	<b>6</b>	<b>0</b>	<b>0</b>	<b>3</b>

Playoffs													
Date	Opp	W/L	P/S	Tot Solo	Sk	QBP	TFL	Int	Yds	PD	FF	FR	SpT
Jan 6	@ SD	L	1/1	6	5	0.0	0	0	0	0	0	0	0
<b>Totals</b>				<b>0-1</b>	<b>1/1</b>	<b>6</b>	<b>5</b>	<b>0.0</b>	<b>0</b>	<b>0</b>	<b>0</b>	<b>0</b>	<b>0</b>

## Albert Haynesworth's NFL Statistics

Year	Team	TACKLES							INTERCEPTIONS				FUMBLES			
		GP	GS	Tot	Solo	Asst	Sk	Yds	No	Yds	Lg	TD	PD	FF	FR	Yds
2002	Tennessee	16	3	55	31	24	1.0	5.5	0	0	0	3	0	0	0	0
2003	Tennessee	12	11	49	25	24	2.5	20.5	0	0	0	3	0	2	0	0
2004	Tennessee	10	10	62	39	23	1.0	9.0	0	0	0	1	2	0	0	0
2005	Tennessee	14	14	85	52	33	3.0	19.0	0	0	0	1	1	0	0	0
2006	Tennessee	11	10	59	34	25	2.0	15.0	0	0	0	0	0	0	0	0
2007	Tennessee	13	12	69	41	28	6.0	34.0	0	0	0	3	0	0	0	0
<b>NFL Totals</b>		<b>76</b>	<b>60</b>	<b>379</b>	<b>222</b>	<b>157</b>	<b>15.5</b>	<b>103.0</b>	<b>0</b>	<b>0</b>	<b>0</b>	<b>11</b>	<b>3</b>	<b>2</b>	<b>0</b>	<b>0</b>

Year	Team	TACKLES							INTERCEPTIONS				FUMBLES			
		GP	GS	Tot	Solo	Asst	Sk	Yds	No	Yds	Lg	TD	PD	FF	FR	Yds
2002	Tennessee	2	2	6	4	2	0.0	0.0	0	0	0	1	0	0	0	0
2003	Tennessee	2	2	5	5	0	1.0	5.0	0	0	0	0	0	0	0	0
2007	Tennessee	1	1	6	5	1	0.0	0.0	0	0	0	0	0	0	0	0
<b>Playoff Totals</b>		<b>5</b>	<b>5</b>	<b>17</b>	<b>14</b>	<b>3</b>	<b>1.0</b>	<b>5.0</b>	<b>0</b>	<b>0</b>	<b>0</b>	<b>1</b>	<b>0</b>	<b>0</b>	<b>0</b>	<b>0</b>

### Single-Game Highs

Tackles - 13 vs. Jacksonville (9/26/04)  
Sacks - 3 vs. Carolina (11/4/07)

### Playoff Highs

Tackles - 6 at San Diego (1/6/08)  
Sacks - 1 at Baltimore (1/3/04)

42



Chris HENRY



RUNNING BACK

5'11" • 230 lbs. • Born: 6.6.85 • Exp. (NFL/Titans): 2/2 • D2 – 2007 • Arizona  
 2007 GP/GS: 7/0 (Playoffs 1/0) • Career GP/GS: 7/0 (Playoffs 1/0) • Stockton, CA

**PRO:** Henry is a talented running back with great size and game-breaking speed. Entering his second season, the 2007 second round pick hopes to build upon a rookie campaign in which he contributed in a reserve role in the backfield and as a kick-off returner. As a rookie, he saw action in seven games and carried the ball 31 times for 119 yards and two touchdowns. Henry also collected six receptions for 53 yards and returned 13 kickoffs for 272 yards. In 2007 pre-draft workouts, the sculpted 230-pound back tied for the fastest time (4.40) in the 40-yard dash among running backs with Vikings first round pick Adrian Peterson at the NFL Combine and recorded a 36-inch vertical jump. He was selected by the Titans in the second round (50th overall) in the 2007 NFL Draft.

**TITANS TIDBITS:**

- A philosophy major at the University of Arizona, Henry says that he's an outside-the-box thinker and he always looks at every possibility when analyzing things. Henry also says that approach helps him not take life for granted.
- Henry starred at Edison High School in Stockton, Calif., with 2008 Titans' fourth-round pick Lavelle Hawkins. The duo played three seasons together on the gridiron and were members of the 4x100 relay team that finished fourth in the state.
- After football Henry has an interest in law enforcement that was sparked by his father Claude who is a correctional officer in Santa Clara County. Entering the entertainment industry as an actor also intrigues Henry. Henry starred in several drama plays in high school.
- Henry's father and Titans running back Quinton Ganther's father have more in common than just pulling for the Titans. Before Chris and Quinton were born, their fathers, Claude Henry and Henry Ganther, attended the same high school and were

teammates on the wrestling team.

**CAREER HIGHLIGHTS:**

**2007 (7/0, 1/0):** Saw action as a reserve in seven games and carried the ball 31 times for 119 yards and two touchdowns. Grabbed six receptions for 53 yards out of the backfield and returned 13 kickoffs for 272 yards (20.9 avg.). Played in his first career NFL contest and scored his first career NFL touchdown on a four-yard run against Houston (10/21). Was inactive for the first five games of the season. Served a four-game NFL suspension (11/25 at CIN – 12/16 at KC).

- At Houston (10/21), saw action in a reserve role at running back in his first career NFL contest and carried the ball 11 times for 57 yards and a touchdown in the Titans' thrilling 38-36 victory over the Texans. Scampered for 24 yards on a rush off right tackle in the third quarter. Scored his first career NFL touchdown on a four-yard run off left guard in the third quarter.
- Against Oakland (10/28), rushed the ball four times for 48 yards and a touchdown in the Titans' 13-9 win. Gave the Titans a 10-9 advantage with a 24-yard touchdown run along the left sideline in the third quarter.
- At Denver (11/19), carried the ball once for four yards while serving as the primary kickoff returner. Brought back three kickoffs for 86 yards. Kick-started the Titans' first touchdown drive by taking a kickoff deep in his own end zone and returning it 42 yards.
- At Indianapolis (12/30), rushed the ball nine times for 15 yards while catching one pass for eight yards out of the backfield in the Titans' 16-10 playoff-clinching victory. Returned three kickoffs for 52 yards.

**COLLEGE:**

- At Arizona, Henry played in 35 games with six starts before declaring for the NFL Draft after his junior season. For his career

he totaled 269 carries for 892 yards (3.3 avg.) and nine touchdowns. Out of the backfield, Henry totaled for his career 26 receptions for 205 yards with one touchdown.

- As a junior, earned All-Pac 10 honorable mention while playing in 11 games with career-high six starts. Posted career and team-highs with 581 rushing yards and seven touchdowns on 165 carries (3.5 avg.). Finished fourth on team with career-high 21 receptions for 197 yards (9.4 avg.) and one touchdown. Recorded career-high eight receptions for 87 yards against Oregon State. Gained 94 yards on a school record 35 carries with two touchdowns against Washington State.

- Earned Pac-10 Offensive Player of the Week after gaining career-high 191 yards on 29 carries (6.6 avg.) and two touchdowns at Oregon.
- As a sophomore, played in 11 games and finished third on team with 119 yards on 34 carries (3.5 avg.).

- As a redshirt freshman, played in 11 games and posted 56 carries for 156 yards (2.8 avg.) and two touchdowns. Also hauled in two receptions for minus three yards. On special teams returned four kick-offs for 25 yards (6.2 avg.).
- As a freshman, played in two games before granted medical hardship. In a reserve role gained 33 yards on 14 carries (2.5 avg.) and posted one reception for 14 yards.

### PERSONAL:

- Single, splits time between Nashville and Stockton, Calif.

- Attended Edison (Stockton, Calif.) High School and earned Prep Star All-West and Super Prep All-Farwest honors as a senior.
- Also ran track and lettered in basketball and baseball in high school. In track, finished third in Metro Relays 100m (10.4) in March 2002 and won 100-meter dash in 2003 CIF State meet with clocking of 10.56. The two-time track team captain won Stanford Invitational (10.71) and 2003 Oakland Invitational (10.77) in 100 meters.
- List of favorites: (movie) "Willy Wonka and the Chocolate Factory"; (TV shows) "Family Guy" and "The Twilight Zone"; (actor) Denzel Washington; (actress) Halle Berry; (vacation getaway) Sydney, Australia; (car) Mercedes Benz G-Wagon; (candy) sour patches; and (food) chicken and shrimp fettuccini alfredo.
- Born Christopher John Henry on June 6, 1985 in Oakland, Calif.

### HENRY GAME-BY-GAME

2007 Date	Tennessee Titans			RUSHING					RECEIVING					Tot	
	Opp.	W/L	P/S	Att	Yds	Avg	LG	TD	Rec	Yds	Avg	LG	TD		Yds
Sept 9	@ Jax	W		INACTIVE											
Sept 16	Ind	L		INACTIVE											
Sept 24	@ NO	W		INACTIVE											
Oct 7	Atl	W		INACTIVE											
Oct 14	@ TB	L		INACTIVE											
Oct 21	@ Hou	W	1/0	11	57	5.2	24	1	2	12	6.0	10	0	69	
Oct 28	Oak	W	1/0	4	48	12.0	24	1	0	0	0.0	0	0	48	
Nov 4	Car	W	1/0	3	-3	-1.0	1	0	1	18	18.0	18	0	15	
Nov 11	Jax	L	1/0	3	-2	-0.7	1	0	2	15	7.5	9	0	13	
Nov 19	@ Den	L	1/0	1	4	4.0	4	0	0	0	0.0	0	0	4	
Nov 25	@ Cin	L		RESERVE/SUSPENDED											
Dec 2	Hou	W		RESERVE/SUSPENDED											
Dec 9	SD	L		RESERVE/SUSPENDED											
Dec 16	@ KC	W		RESERVE/SUSPENDED											
Dec 23	NYJ	W	1/0	0	0	0.0	0	0	0	0	0.0	0	0	0	
Dec 30	@ Ind	W	1/0	9	15	1.7	5	0	1	8	8.0	8	0	23	
<b>Totals</b>				<b>10-6</b>	<b>7/0</b>	<b>31</b>	<b>119</b>	<b>3.8</b>	<b>24</b>	<b>2</b>	<b>6</b>	<b>53</b>	<b>8.8</b>	<b>18</b>	<b>0</b>
<b>Playoffs</b>															
Jan 6	@ SD	L	1/0	0	0	0	0	0	0	0	0	0	0	0	
<b>Totals</b>				<b>0-1</b>	<b>1/0</b>	<b>0</b>	<b>0</b>	<b>0</b>	<b>0</b>	<b>0</b>	<b>0</b>	<b>0</b>	<b>0</b>	<b>0</b>	<b>0</b>

### Chris Henry's NFL Statistics

Year	Team	GP	GS	RUSHING					RECEIVING				
				Att	Yds	Avg	Lg	TD	No	Yds	Avg	Lg	TD
2007	Tennessee	7	0	31	119	3.8	24	2	6	53	8.8	18	0
<b>NFL Totals</b>		<b>7</b>	<b>0</b>	<b>31</b>	<b>119</b>	<b>3.8</b>	<b>24</b>	<b>2</b>	<b>6</b>	<b>53</b>	<b>8.8</b>	<b>18</b>	<b>0</b>
Year	Team	GP	GS	RUSHING					RECEIVING				
				Att	Yds	Avg	Lg	TD	No	Yds	Avg	Lg	TD
2007	Tennessee	1	0	0	0	0.0	0	0	0	0	0.0	0	0
<b>NFL Totals</b>		<b>1</b>	<b>0</b>	<b>0</b>	<b>0</b>	<b>0.0</b>	<b>0</b>	<b>0</b>	<b>0</b>	<b>0</b>	<b>0.0</b>	<b>0</b>	<b>0</b>

#### Single-Game Highs

- Rushing Attempts - 11 at Houston (10/21/07)
- Rushing Yards - 57 at Houston (10/21/07)
- Touchdowns - 1 (two times, last vs. Oakland 10/28/07)
- Long Rush - 24 (two times, last vs. Oakland 10/28/07)
- Receptions - 2 (two times, last vs. Jacksonville 11/11/07)
- Receiving Yards - 18 vs. Carolina (11/4/07)
- Long Reception - 18 vs. Carolina (11/4/07)

15



Craig HENTRICH



PUNTER

6'3" • 213 lbs. • Born: 5.18.71 • Exp. (NFL/Titans): 15/11 • UFA (GB) – 1998 • Notre Dame  
2007 GP/GS: 15/0 (Playoffs 1/0) • Career GP/GS: 223/0 (Playoffs 21/0) • Alton, IL



**PRO:** Craig Hentrich, the team's all-time leading punter, is in his 11th season in Tennessee and his 15th season overall as one of the most valuable field-position weapons in the NFL. Throughout his career he has been asked to do more than most punters – kicking off, holding on place kicks, kicking long-range field goals, passing and even rushing – and yet the two-time Pro Bowler is a perennial presence among the league's punting leaders. Since 1976, when the NFL began tracking net punting averages, Hentrich's 36.8-yard career net average ranks eighth in the NFL. For his career, which began with a five-year stint in Green Bay, Hentrich has punted 1,054 times for 45,134 yards and a 42.8-yard average. His 1,054 career punts rank as the 14th highest total in NFL history and the second highest total among active punters (Jeff Feagles) entering 2008. Hentrich has punted 765 times with the Titans, surpassing Jim Norton's previous club record of 519, and his 42.8-yard average with the team is second only to Greg Montgomery (43.6 from 1988-93). He has averaged more than 40 yards per punt in every season of his career and more than 42 yards per punt in every season but two. Hentrich is in elite company in terms of NFL service as a punter. He ranks 11th all-time among punters with 223 games played entering the 2008 season. He has appeared in 159 games in a Titans uniform, tying him with Mike Munchak for sixth place in team history. Over the course of his career, he has developed a unique "knuckleball" punt, which falls to the ground unpredictably due to its lack of rotation and has caused several fumbles by opposing punt return specialists. It has also contributed to Hentrich becoming one of the league's best at downing punts inside the opponent's 20-yard line. He has placed 35.0 percent of his career punts (369 of 1,054) inside the 20-yard line, the second-highest percentage in

the NFL since 1976 (43.1 percent by Mike Scifres). In 2003, he was named to his second Pro Bowl after he led the AFC in net punting average (37.8) and finished third in the conference with a 43.9-yard gross average. In 1998, he earned All-Pro honors and his first Pro Bowl berth after setting a franchise record with a 47.2-yard gross average. Hentrich signed with Tennessee as an unrestricted free agent in 1998 after five seasons in Green Bay, where he set the Packers record for gross average in a single season (45.0) in 1997. A member of Green Bay's Super Bowl XXXI Championship team, he has played in two additional Super Bowls (XXXII and XXXIV). Prior to making Green Bay's 53-man roster, he spent 1993 on the practice squad after being released by the New York Jets. He was originally an eighth-round draft choice (200th overall) of the Jets in 1993.

**TITANS TIDBITS:**

- Hentrich's wife, Lisa, is becoming an accomplished singer/songwriter in Nashville's music community. A country and Christian artist, she plays several music clubs in the area, including the famous Blue Bird Café and Puckett's Grocery. She has penned cuts by Chris Cagle and Richie McDonald (formerly of Lonestar), and she wrote and sang a duet entitled "The Key" scheduled to appear on Lee Greenwood's upcoming album.
- Lisa Hentrich has inspired Craig to get involved in music for the first time in his life. He is in his fifth year of taking keyboard lessons and hopes to one day play as her accompaniment on stage. He practices daily and has performed in recitals, an experience he says "makes me far more nervous than playing in the Super Bowl."
- Hentrich is one of the NFL's most avid and accomplished golfers. He teamed with Pat Hurst to win the 2006 Franklin American Mortgage Championship Pro-Am. He also



## Most Career Punts, NFL History

Player	Years	Punts	Avg	Net
1. Jeff Feagles	1988-07	1,585	41.5	35.7
2. Sean Landeta	1985-05	1,401	43.3	35.3
3. Lee Johnson	1985-02	1,226	42.4	35.2
4. Chris Gardocki	1991-06	1,177	42.8	35.7
5. Dave Jennings	1974-87	1,154	41.2	*34.4
6. Chris Mohr	1989-04	1,152	40.4	35.4
7. Rohn Stark	1982-97	1,141	43.4	35.2
8. Bryan Barker	1990-05	1,132	42.1	35.6
9. Mark Royals	1987-03	1,116	42.1	34.5
10. John James	1972-84	1,083	40.6	*33.9
11. Jerrel Wilson	1963-78	1,072	43.0	*31.1
12. Brian Hansen	1984-99	1,057	42.3	35.0
13. Dan Stryzinski	1990-03	1,055	39.9	35.5
<b>14. Craig Henrich</b>	<b>1994-07</b>	<b>1,054</b>	<b>42.8</b>	<b>36.8</b>
15. Ray Guy	1973-86	1,049	42.4	*35.0

\* Statistic not tracked for entire career (since 1976)

\* Active players in italics

won the "NFL Cadillac Classic" golf tournament in 2000 and finished third in 1999, fifth in 1996 and eighth in 1995. Additionally, he plays in several charity golf events, including fundraisers for American Diabetes Association, Muscular Dystrophy Association and his own golf tournament in his hometown of Alton, Ill., which has raised money for the Alton Boys & Girls Club for 13 consecutive years.

- In June 2007, Golf Digest ranked the best golfers among more than 200 current and former professional athletes. Henrich was ranked fifth in the group, the best among current and former NFL players and the best among current professional athletes.

- He credits much of his success to his father, Tom, who began holding for him in field goal practice when he was five years old and did so for the next eight years until Henrich began high school.

- His right leg bears tattoos of the names of his daughter, Abbey Rae, and his son, Sam.

- Nearly every day Henrich can be found working on crossword puzzles and sudoku puzzles. He credits his former teammate Bruce Matthews with getting him hooked on the crosswords 12 years ago.

### CAREER HIGHLIGHTS:

**2007 (15/0, 1/0 – Tennessee):** Rounded out 14th NFL season and 10th with Titans averaging 42.0 yards (36.5 net) on 70 punts with 24 punts inside the 20. Played in 15 games, missing one contest (9/24 at New Orleans) with back injury.

- At New Orleans (9/24), listed as inactive for first time in his career due to back

injury, ending streak of 210 consecutive games. Streak with Titans ended at 146 games, the third-longest in team history (Matthews and Brazile).

- At Houston (10/21), became 17th punter in NFL history to reach 1,000 career punts.

- At Kansas City (12/16), he surpassed Tom Tupa for 11th place in NFL history among punters by playing in his 221st career game.

- Against San Diego (12/9), booted season-high eight punts for 44.1-yard average, including two inside the 20-yard line, and registered one special teams tackle.

**2006 (16/0 – Tennessee):** Played in all 16 games for 13th consecutive season and had second-most attempts of career, hitting 88 punts (fifth in NFL) for 42.7-yard average (23rd) and 37.3 net average (15th). Placed 32 punts inside the 20 for third-highest total of his career and had only 10 touchbacks.

- At Jacksonville (11/5), averaged 46.7 yards on seven punts with three punts inside 20. Punt of 73 yards in third quarter was his season high and second longest of career (78).

- Against Baltimore (11/12), averaged season-high 51.2 yards per punt on five punts.

- At Houston (12/10), punted five times for 42.0-yard average with five punts inside the 20, which set regular season career high (tied playoff high from 1/11/98).

**2005 (16/0 – Tennessee):** Played in all 16 games for 12th consecutive season and punted 78 times for 3,371 yards and 21 punts inside the 20. Ranked eighth in AFC and 10th in NFL with 37.8-yard net average, and finished 10th in AFC and 15th in NFL with 43.2-yard gross average.

- Against Seattle (12/18), punted two times for 45.0-yard average and executed fake punt by completing 26-yard pass to Donnie Nickey for first down.

- At Miami (12/24), punted season-high nine times for 42.4-yard average with four punts inside 20.

**2004 (16/0 – Tennessee):** Recorded third-best finish of career with 38.0-yard net punting average, which was second-best in AFC and ranked fourth in NFL. Finished seventh in AFC and 13th in NFL with 42.7-yard average on 73 punts and placed 20 punts inside 20-yard line. Also was team's kickoff specialist and holder for kicker Gary Anderson. Attempted three field goals during season, making one, career-

long 50-yarder against Denver (12/25). Attempted four passes, completing two for 10 yards and one first down. Also rushed eight yards for first down against Cincinnati (10/31).

- In season opener at Miami (9/11), served only as placekicking holder due to back soreness, marking first game in career he did not record punt.
- Completed two passes during season – a four-yard pass to Troy Fleming against Indianapolis (9/19) and six-yard pass to Eddie Berlin for first down at Minnesota (10/24).
- At San Diego (10/3), executed surprise onside kick in fourth quarter that was recovered by Donnie Nickey.
- Against Cincinnati (10/31), punted five times for 44.2-yard average (44.2 net) with two punts inside 20 in victory. In second quarter, rushed for eight yards and first down on punt fake to extend drive that ended with Shad Meier's one-yard touch-down reception.
- At Indianapolis (12/5), executed three surprise onside kicks in first quarter, two of which were recovered by Tennessee (Scott McGarrahan and Troy Fleming).
- Against Denver (12/25), connected on career-long 50-yard field goal as time expired in first half.

**2003 (16/0, 2/0 – Tennessee):** Earned his second Pro Bowl selection following a season in which he led the AFC with a 37.8 net punting average (second in NFL) and finished third in the conference with a 43.9 gross average (fifth in NFL). Also named All-AFC by *Pro Football Weekly*. Placed 26 of his 71 punts inside the opponent's 20-yard line (36.6%). Made four of five field goal attempts, filling in for the injured Joe Nedney in the season opener against Oakland (9/7), and also handled long attempts for remainder of season. Additionally, handled all kickoff responsibilities, served as kicker Gary Anderson's holder and tallied five special teams tackles. In two postseason games, averaged 40.4 yards (39.3 net) on 10 punts with six punts inside the opponent's 20.

Most Career Punts, Franchise History		
Punts	Player	Seasons
765	Craig Hentrich	1998-07
519	Jim Norton	1960-68
429	Cliff Parsley	1977-82

- In 2003 season opener against Oakland (9/7), served as both punter and placekicker in a 25-20 win after Joe Nedney left game with a sprained right knee in second quarter. Connected on all three field goal attempts (49, 34 and 33 yards) and only extra point attempt in addition to averaging 41.8 yards on five punts. As time expired in first half, hit 49-yard field goal, his first attempt since 2000. Made 33-yard attempt with less than one minute remaining in game to provide final five-point margin. Along with Nedney, who hit 50-yarder prior to being injured, became first NFL teammates since 1984 (Cleveland's Matt Bahr and Steve Cox, 10/21/84) to each make field goals of 45 yards or longer in same game. Named AFC Special Teams Player of the Week for his performance.
- Attempted five passes during season (two completions), including successful fake punts for 10 yards to Scott McGarrahan at Indianapolis (9/14) and for 15 yards to Justin McCareins against New Orleans (9/21).
- Connected on 48-yard field goal at New England (10/5).
- Named AFC Special Teams Player of the Week for second time of season after performance at Houston (12/21) in which he averaged 45.9 yards (40.7 net) in a 27-24 win.
- In Wild Card Playoff win at Baltimore (1/3/04), averaged 44.7 yards on six punts with four punts inside the 20. Set career playoff high with 44.3-yard net average and hit 63-yard punt to tie career playoff long and set franchise playoff record in third quarter. Also pinned Ravens on their two-yard line with 48-yard punt in fourth quarter.
- 2002 (16/0, 2/0 – Tennessee):** Played in all 16 regular season games and punted 65 times for a 41.9-yard gross average and a 33.9-yard net average, ranking fifth and 10th in the AFC, respectively. He placed 28 punts inside the 20 (fourth in AFC) with just five touchbacks.
- Converted two fake punts for first downs during the season, the first a 17-yard pass to Greg Comella at Dallas (9/15) and the second a five-yard rush on fourth-and-one play against Jacksonville (10/13).

Highest Career Gross Punting Average, Franchise History		
Avg.	Player	Seasons
43.6	Greg Montgomery	1988-93
42.8	Craig Hentrich	1998-07
42.3	Jim Norton	1960-68

## NFL Career Net Punting Average Leaders

Player	Games	No.	Yds.	Avg.	TB	In 20	Net
1. Mike Scifres	70	290	12,706	43.8	27	125	38.6
2. Donnie Jones	55	277	12,139	43.8	28	83	37.5
3. Andy Lee	64	389	17,030	43.8	33	104	37.4
4. Matt Turk	187	917	38,903	42.4	105	302	37.4
5. Mat McBriar	64	275	12,288	44.7	33	89	37.2
6. Shane Lechler	126	592	27,511	46.5	96	184	37.2
7. Brian Moorman	112	552	23,775	43.1	45	156	37.1
<b>8. Craig Henrich</b>	<b>223</b>	<b>1,054</b>	<b>45,134</b>	<b>42.8</b>	<b>129</b>	<b>369</b>	<b>36.8</b>
9. Darren Bennett	160	836	36,316	43.4	62	262	36.6
10. Greg Montgomey	142	524	22,831	43.6	50	140	36.5

(Minimum 250 career punts since 1976)

trailing only Baltimore's Kyle Richardson. Earned the Golden Toe Award from *Pro Football Weekly*, given annually to the league's top kicker or punter.

- Downed three punts inside the six-yard line, including two downed inside the three-yard

- At Baltimore (11/24), had a punt blocked (Ed Reed) for the first time since 1995.

- After Joe Nedney hyperextended his knee in the AFC Championship at Oakland (1/19), assumed placekicking duties and converted his only extra point attempt without a field goal attempt.

**2001 (16/0 – Tennessee):** Saw action in all 16 games and was named an alternate to the Pro Bowl. Booted 85 punts for 3,567 yards, both of which ranked second in his career (90 punts for 3,824 yards in '99). His 37.0 net average ranked fourth in AFC, and he tied for second in the AFC (Turk, Miami) with 28 punts inside opponent's 20-yard line.

- Tied his career high with 10 punts for an average of 40.2 yards at Baltimore (10/7).

- Set career highs (minimum four attempts) with a 57.5 gross average and a 48.5 net average against Jacksonville (11/4) on four punts.

- Against his former team, Green Bay (12/16), connected on a 70-yard punt, which was downed on Green Bay's one-yard line and led to a safety the next play.

**2000 (16/0, 1/0 – Tennessee):** Handled punting, kickoff and extra-point holder duties in 16 regular season games and one playoff game. Recorded 76 punts for a 40.8-yard gross average, and his punts were returned for 160 yards, the second-lowest total in AFC and sixth-lowest total in NFL. Ranked third in the AFC and tied for third in the NFL with 33 punts downed inside the 20-yard line, which trailed only Baltimore's Kyle Richardson (35) and Pittsburgh's Josh Miller (34).

**1999 (16/0, 4/0 – Tennessee):** Played in all 16 games and all four playoff games and punted a career-high 90 times for a 42.5-yard gross average. Net average of 38.1 yards ranked third in the AFC, and his 35 punts downed inside the 20 (with only three touchbacks) ranked second in the NFL.

line in a win over Cleveland (9/19).

- Developed his "knuckleball" punt in 1999, which led to a Darrien Gordon fumble to seal a win over Oakland (12/9).

- Boomed a career-long 78-yard punt and downed three inside the 20 at Pittsburgh (1/2).

**1998 (16/0 – Tennessee):** Played in 16 games, earning his first Pro Bowl berth as well as All-Pro honors from the *Associated Press*. He led the NFL in both gross (47.2) and net average (39.2). His gross average was sixth and net average ranked fifth in NFL history. He booted 29 of 85 kickoffs (34.1 percent) for touchbacks, exceeding the club's 1997 touchback total by 25.

- Named AFC Special Teams Player of the Month for November 1998 after averaging 50.3 yards per kick (43.8 net). Had streak of eight consecutive punts better than 50 yards from 11/8 to 11/22.

- Completed a 13-yard pass to Jackie Harris on a fake punt to convert a fourth down versus the Chargers (9/13).

- Earned AFC Special Teams Player of the Week honors after pinning three punts inside the 20 (one at Bucs' one-yard line) with a 71-yard punt at Tampa Bay (11/8).

**1997 (16/0, 3/0 – Green Bay):** Set the Packers' single-season record for gross punting average (45.04), surpassing Jerry Norton's 44.69-yard average from 1963. He ranked third in the NFC and tied for sixth in the NFL in gross average, while his 36.0-yard net average was the fifth-best in the NFC. He tied for third in the NFC in punts inside the 20 with 26.

- Named NFL Special Teams Player of the Week and set a career high by dropping all five punts inside the 20 in the NFC Championship Game at San Francisco (1/11).

**1996 (16/0, 3/0 – Green Bay):** Tied the Packers record for single-season net punting average (36.3, Brian Wagner, 1993) and

turned in the second-best gross punting average (42.4) by a Packer in two decades. He punted a team-record 28 times inside the 20 (stat began in 1976).

- Registered the second-longest punt in Packers playoff history (63 yards) vs. San Francisco (1/4) in the divisional playoffs.
- Averaged 42.7 yards on seven punts, including 58 and 54-yarders, in Super Bowl XXXI win over New England (1/26).

**1995 (16/0, 3/0 – Green Bay):** Averaged 42.2 yards per punt to rank seventh in the NFC. He dropped 26 punts inside the 20, which was good for third in the NFC.

- Filled in as the field goal kicker for two games while Chris Jacke was sidelined with a hamstring injury. He made the first field goals of his NFL career at Chicago (9/11), connecting from 32 and 38 yards.

**1994 (16/0, 2/0 – Green Bay):** Beat out incumbent Brian Wagner in training camp for the punting job. He ranked fifth in the NFC with 24 punts inside the 20 and finished tied for seventh in the NFC with a 41.4 gross punting average.

- Named NFC Special Teams Player of the Week for his performance against the N.Y. Jets (11/13), which included a 70-yard punt.
- Had the second-best gross average (44 yards) in Packer postseason history at Dallas (1/8), a game in which he handled kickoff duties for the first time as a pro.

**1993 (0/0 – Green Bay):** Spent the majority of the season on Green Bay's practice squad following his training camp release from the Jets (8/24). He was signed off the Packers' practice squad on Jan. 14 for the NFC divisional playoff game at Dallas and was placed on the inactive list. He initially joined the Packers practice squad on Sept. 7, 1993.

Irish kicker, and made a record 98.3 percent (177/180) of his PAT attempts.

- Earned honorable mention All-America selection by *Football News* as a punter each of his last three seasons.
- Majored in management information systems.

### PERSONAL:

- Married to Lisa, couple resides in Franklin, Tenn. Has a daughter, Abbey (3/20/00), and a son, Sam (1/3/06).
- Lettered four times in football and baseball, as well as once in basketball, at Marquette High School in Alton, Ill. In football, he served as a kicker, punter, safety and quarterback and was an All-America selection by *Parade*, *SuperPrep* and *USA Today*. He punted 98 times for a 42.7-yard average for the Explorers and set the Illinois state record with 26 career field goals (on 44 attempts).
- Participated in tornado clean-up in East Nashville in the spring of 1998.
- Was a featured player in "Take a Titan to School" in 2002.
- Participated in Titans Caravan, Titans Hometown Huddle and Titans Charity Golf Classic.
- Enjoys playing golf, fishing, and cooking.
- List of favorites: (movie) "Elf"; (TV shows) "House," "American Idol," "Ghost Whisperer" and "Medium"; (book) "Angels and Demons" by Dan Brown; (school subject) math; (food) sushi; (sports media personality) Scott Hamilton; and (music artists) Lisa Hentrich, Diamond Rio, Lonestar, Amy Grant, Restless Heart, Steve Azar and Marcus Hummon.
- Born Craig Anthony Hentrich on May 18, 1971 in Alton, Ill.

### COLLEGE:

- Lettered four years at Notre Dame (1989-92), serving as both the place-kicker and punter.
- Finished his career with a school-record 44.1-yard punting average and had 39 career field goals (on 56 attempts) to rank second behind John Carney's 51.
- Left school ranked second on the school's all-time scoring list with 294 points, the most ever by an

Highest Career Percentage of Punts Placed Inside the 20-Yard Line Since 1976						
Player	Punts	Avg	Net	In20	Pct. In20	
1. Mike Scifres	290	43.8	38.6	125	43.10	
2. <b>Craig Hentrich</b>	<b>1,054</b>	<b>42.8</b>	<b>36.8</b>	<b>369</b>	<b>35.01</b>	
3. Josh Miller	750	43.1	35.9	248	33.07	
4. Matt Turk	917	42.4	37.4	302	32.93	
5. Hunter Smith	524	43.3	34.8	170	32.44	
6. Mat McBriar	275	44.7	37.2	89	32.36	
7. Jeff Feagles	1585	41.5	35.7	508	32.05	
8. Mitch Berger	730	43.1	35.7	233	31.92	
9. John Jett	756	42.4	35.9	241	31.88	
10. Kyle Richardson	572	41.1	34.8	182	31.82	

Front Office

Coaching Staff

Henrich

Rookies

2007 Season

Records

History

Playoff History

Sidelines

### 1993 Green Bay Packers

Date	Opp.	W/L	Punts	Yds	Avg	Net	TB	In 20	LG	Blk
Sep 5	Rams	W								
Sep 12	Phi	L								
Sep 26	Min	L								
Oct 3	Dal	L								
Oct 10	Den	W								
Oct 24	TB	W								
Oct 31	Chi	W								
Nov 8	KC	L								
Nov 14	NO	W								
Nov 21	Det	W								
Nov 28	TB	W								
Dec 5	Chi	L								
Dec 12	SD	W								
Dec 19	Min	L								
Dec 26	Raiders	W								
Jan 2	Det	L								
<b>Totals</b>		<b>9-7</b>								
<b>Playoffs</b>										
Jan 8	Det	W								
Jan 16	Dal	L								
<b>Totals</b>		<b>1-1</b>								

### PRACTICE SQUAD

### 1994 Green Bay Packers

Date	Opp.	W/L	No	Yds	Avg	Net	TB	In 20	Lg	Blk
Sep 4	Min	W	8	317	39.6	35.0	0	1	45	0
Sep 11	Mia	L	2	78	39.0	39.0	0	1	43	0
Sep 18	Phi	L	6	227	37.8	32.7	1	3	45	0
Sep 25	TB	W	2	79	39.5	39.5	0	1	48	0
Oct 2	NE	L	9	360	40.0	33.0	0	1	50	0
Oct 9	Rams	W	6	232	38.7	31.3	1	1	46	0
Oct 20	Min	L	10	460	46.0	38.1	2	3	55	0
Oct 31	Chi	W	7	187	26.7	26.7	0	2	33	0
Nov 6	Det	W	4	201	50.3	39.3	1	2	56	0
Nov 13	NYJ	W	6	329	54.8	47.3	1	1	70	0
Nov 20	Buf	L	5	214	42.8	33.2	2	1	52	0
Nov 24	Dal	L	6	274	45.7	41.5	0	3	54	0
Dec 4	Det	L	2	82	41.0	29.5	1	1	48	0
Dec 11	Chi	W	2	79	39.5	39.5	0	2	44	0
Dec 18	Atl	W	4	178	44.5	36.3	1	0	57	0
Dec 24	TB	W	2	54	27.0	27.0	0	1	30	0
<b>Totals</b>		<b>9-7</b>	<b>81</b>	<b>3,351</b>	<b>41.4</b>	<b>35.5</b>	<b>10</b>	<b>24</b>	<b>70</b>	<b>0</b>
<b>Playoffs</b>										
Dec 31	Det	W	5	194	39.0	31.6	1	2	48	0
Jan 8	Dal	L	4	176	44.0	39.0	1	1	62	0
<b>Totals</b>		<b>1-1</b>	<b>9</b>	<b>371</b>	<b>41.2</b>	<b>34.9</b>	<b>2</b>	<b>3</b>	<b>62</b>	<b>0</b>

### 1995 Green Bay Packers

Date	Opp.	W/L	No	Yds	Avg	Net	TB	In 20	Lg	Blk
Sep 3	StL	L	7	342	48.9	33.8	2	2	60	1
Sep 11	Chi	W	1	11	11.0	5.5	0	0	11	1
Sep 17	NYG	W	9	390	13.3	39.9	1	4	61	0
Sep 24	Jax	W	4	196	49.0	28.5	0	1	55	0
Oct 8	Dal	L	5	212	42.4	36.8	0	3	55	0
Oct 15	Det	W	4	173	43.3	39.8	0	2	57	0
Oct 22	Min	W	6	267	44.5	36.7	0	2	53	0
Oct 29	Det	L	1	55	55.0	55.0	0	1	55	0
Nov 5	Min	L	3	133	44.3	40.7	0	1	50	0
Nov 12	Chi	W	5	163	32.6	27.2	1	2	41	0
Nov 19	Clc	W	2	92	46.0	40.5	0	0	47	0
Nov 26	TB	W	4	146	36.5	36.5	0	2	45	0
Dec 3	Cin	W	4	137	34.3	24.3	2	1	40	0
Dec 10	TB	L	5	209	41.8	36.4	0	2	47	0
Dec 16	NO	W	2	90	45.0	40.5	0	1	54	0
Dec 24	Pit	W	3	124	41.3	34.7	1	2	46	0
<b>Totals</b>		<b>11-5</b>	<b>65</b>	<b>2,740</b>	<b>42.2</b>	<b>34.6</b>	<b>7</b>	<b>26</b>	<b>61</b>	<b>2</b>
<b>Playoffs</b>										
Dec 31	Atl	W	4	170	42.5	41.0	0	0	51	0
Jan 6	SF	W	5	196	39.2	38.4	2	1	41	0
Jan 14	Dal	L	3	144	48.0	46.0	0	1	57	0
<b>Totals</b>		<b>2-1</b>	<b>12</b>	<b>510</b>	<b>42.5</b>	<b>37.0</b>	<b>2</b>	<b>2</b>	<b>57</b>	<b>0</b>

### 1996 Green Bay Packers

Date	Opp.	W/L	No	Yds	Avg	Net	TB	In 20	Lg	Blk
Sep 1	TB	W	2	89	44.5	24.5	2	0	47	0
Sep 9	Phi	W	3	164	54.7	43.3	1	1	61	0
Sep 15	SD	W	3	114	38.0	38.0	0	2	50	0
Sep 22	Min	L	8	380	47.5	41.0	1	3	63	0
Sep 29	Sea	W	7	304	43.4	36.4	1	3	52	0
Oct 6	Chi	W	2	73	36.5	36.5	0	1	39	0
Oct 14	SF	W	6	239	39.8	31.2	2	3	50	0
Oct 27	TB	W	2	85	42.5	29.5	0	1	49	0
Nov 3	Det	W	5	157	31.4	27.4	1	2	46	0
Nov 10	KC	L	6	251	41.8	33.7	1	1	54	0

Nov 18	@ Dal	L	7	314	44.9	37.7	0	1	55	0
Nov 24	@ StL	W	6	266	44.3	41.7	0	2	54	0
Dec 1	Chi	W	4	161	40.3	38.3	0	2	53	0
Dec 8	Den	W	2	78	39.0	36.0	0	2	45	0
Dec 15	@ Det	W	2	88	44.0	36.5	0	1	51	0
Dec 22	Min	W	3	123	41.0	41.0	0	3	65	0

<b>Totals</b>		<b>13-3</b>	<b>68</b>	<b>2,886</b>	<b>42.4</b>	<b>36.3</b>	<b>9</b>	<b>28</b>	<b>65</b>	<b>0</b>
<b>Playoffs</b>										
Jan 4	SF	W	6	259	43.2	36.0	1	3	63	0
Jan 12	Car	W	2	70	24.0	24.0	1	0	40	0
Jan 26	NE	W	7	299	42.7	38.4	0	1	58	0
<b>Totals</b>		<b>3-0</b>	<b>15</b>	<b>630</b>	<b>42.0</b>	<b>35.5</b>	<b>2</b>	<b>4</b>	<b>63</b>	<b>0</b>

### 1997 Green Bay Packers

Date	Opp.	W/L	No	Yds	Avg	Net	TB	In 20	Lg	Blk
Sep 1	Chi	W	4	160	40.0	34.0	1	2	54	0
Sep 7	@ Phi	L	6	295	49.2	35.8	4	1	59	0
Sep 14	Mia	W	3	148	49.3	33.3	1	0	54	0
Sep 21	Min	W	4	181	45.3	42.3	0	3	54	0
Sep 28	@ Det	L	3	149	49.7	36.3	1	0	63	0
Oct 5	TB	W	7	321	45.9	40.1	2	2	66	0
Oct 12	@ Chi	W	4	167	41.8	30.0	2	2	52	0
Oct 27	NE	W	4	178	44.5	33.5	1	0	51	0
Nov 2	StL	W	8	339	42.4	37.9	1	3	52	0
Nov 9	Det	W	6	266	44.3	35.0	2	1	59	0
Nov 16	@ Ind	L	1	65	65.0	60.0	0	1	65	0
Nov 23	Dal	W	3	122	40.7	34.0	1	2	57	0
Dec 1	@ Min	W	7	336	48.0	35.4	1	2	55	0
Dec 7	TB	W	4	158	39.5	36.3	2	0	47	0
Dec 14	@ Car	W	5	217	43.4	38.4	1	3	55	0
Dec 20	Buf	W	6	276	46.0	36.5	1	4	54	0

<b>Totals</b>		<b>13-3</b>	<b>75</b>	<b>3,378</b>	<b>45.0</b>	<b>36.0</b>	<b>21</b>	<b>26</b>	<b>65</b>	<b>0</b>
<b>Playoffs</b>										
Jan 4	TB	W	5	213	42.6	38.4	0	3	49	0
Jan 11	@ SF	W	5	183	36.6	36.2	0	5	52	0
Jan 25	Den	L	4	142	35.5	35.5	0	2	51	0
<b>Totals</b>		<b>2-1</b>	<b>14</b>	<b>538</b>	<b>38.4</b>	<b>36.8</b>	<b>0</b>	<b>10</b>	<b>52</b>	<b>0</b>

### 1998 Tennessee Oilers

Date	Opp.	W/L	No	Yds	Avg	Net	TB	In 20	Lg	Blk
Sep 6	@ Cin	W	4	171	42.8	42.8	0	3	57	0
Sep 13	SD	L	6	258	43.0	32.8	2	1	58	0
Sep 20	@ NE	L	4	176	44.0	38.8	1	1	45	0
Sep 27	Jax	L	3	151	50.3	41.3	1	0	67	0
Oct 11	@ Bal	W	6	299	49.8	40.2	0	2	63	0
Oct 18	Cin	W	2	97	48.5	37.0	1	1	58	0
Oct 25	Chi	L	2	115	57.5	42.5	1	0	68	0
Nov 1	@ Pit	W	2	101	50.5	42.5	1	0	52	0
Nov 8	TB	W	3	152	50.7	50.7	0	3	71	0
Nov 15	Pit	W	4	221	55.3	45.3	0	1	61	0
Nov 22	NYJ	L	7	338	48.3	41.4	1	0	64	0
Nov 29	@ Sea	L	4	193	48.3	39.3	0	1	57	0
Dec 6	Bal	W	7	323	46.1	37.6	1	2	69	0
Dec 13	@ Jax	W	4	193	48.3	36.8	0	1	55	0
Dec 20	@ GB	L	8	346	43.3	35.6	1	2	56	0
Dec 26	Min	L	3	124	41.3	34.7	1	0	49	0

<b>Totals</b>		<b>8-8</b>	<b>69</b>	<b>3,258</b>	<b>47.2</b>	<b>39.2</b>	<b>11</b>	<b>18</b>	<b>71</b>	<b>0</b>
---------------	--	------------	-----------	--------------	-------------	-------------	-----------	-----------	-----------	----------

### 1999 Tennessee Titans

Date	Opp.	W/L	No	Yds	Avg	Net	TB	In 20	Lg	Blk
Sep 12	Cin	W	2	93	46.5	36.5	0	0	47	0
Sep 19	Cle	W	4	159	39.8	39.0	1	3	52	0
Sep 26	SF	W	6	222	37.0	34.7	0	3	48	0
Oct 3	@ Jax	L	5	203	40.6	29.2	1	2	53	0
Oct 10	@ Bal	W	9	397	44.1	41.9	0	3	59	0
Oct 17										

Front Office  
Coaching Staff  
Herfitch  
Rookies  
2007 Season  
Records  
History  
Playoff History  
Sidelines

2000 Tennessee Titans											
Date	Opp	W/L	No	Yds	Avg	Net	TB	In 20	Lg	Blk	
Sept 3	@ Buf	L	9	346	38.4	37.3	0	2	46	0	
Sept 10	@ KC	W	4	159	39.8	34.8	1	2	46	0	
Sept 24	@ Pit	W	4	169	42.3	42.3	0	2	49	0	
Oct 1	@ NYG	W	4	165	41.3	36.8	0	1	46	0	
Oct 8	@ Cin	W	5	195	39.0	33.8	1	3	45	0	
Oct 16	Jax	W	3	148	49.3	41.0	2	2	53	0	
Oct 22	@ Bal	W	7	321	45.9	38.6	2	3	62	0	
Oct 29	@ Was	W	5	177	35.4	27.4	2	1	38	0	
Nov 5	Pit	W	5	205	41.0	36.8	1	3	51	0	
Nov 12	Bal	L	5	245	49.0	42.2	0	1	67	0	
Nov 19	Cle	W	1	52	52.0	32.0	1	0	52	0	
Nov 26	Jax	L	5	191	38.2	35.6	0	3	55	0	
Dec 3	@ Phi	W	5	185	37.0	35.8	0	4	47	0	
Dec 10	Cin	W	5	209	41.8	34.8	1	2	53	0	
Dec 17	@ Cle	W	4	148	37.0	35.8	0	1	42	0	
Dec 25	Dal	W	5	186	37.2	34.0	0	3	47	0	
<b>Totals</b>			<b>13-3</b>	<b>76</b>	<b>3,101</b>	<b>40.8</b>	<b>36.3</b>	<b>9</b>	<b>33</b>	<b>67</b>	<b>0</b>
Playoffs											
Jan 7	Bal	L	5	189	37.8	37.0	0	1	46	0	
<b>Totals</b>			<b>0-1</b>	<b>5</b>	<b>189</b>	<b>37.8</b>	<b>37.0</b>	<b>0</b>	<b>1</b>	<b>46</b>	<b>0</b>

2001 Tennessee Titans											
Date	Opp	W/L	No	Yds	Avg	Net	TB	In 20	Lg	Blk	
Sept 9	Mia	L	8	316	39.5	35.6	1	2	49	0	
Sept 23	Jax	L	6	282	47.0	41.3	0	2	58	0	
Oct 7	@ Bal	L	10	402	40.2	35.4	1	2	55	0	
Oct 14	TB	W	3	155	51.7	50.3	0	2	56	0	
Oct 21	@ Det	W	6	252	42.0	33.5	2	1	52	0	
Oct 29	Pit	L	4	186	46.5	38.8	0	2	52	0	
Nov 4	Jax	W	4	230	57.5	48.5	0	2	63	0	
Nov 12	Bal	L	7	287	41.0	37.4	1	2	58	0	
Nov 18	@ Cin	W	6	270	45.0	36.7	2	3	60	0	
Nov 25	Pit	L	4	150	37.5	35.8	0	2	48	0	
Dec 2	@ Cle	W	6	222	37.0	35.0	0	2	53	0	
Dec 9	@ Min	L	3	93	31.0	31.0	0	1	38	0	
Dec 16	Jax	W	4	197	49.3	42.0	0	1	70	0	
Dec 22	@ Oak	W	5	208	41.6	36.8	0	2	50	0	
Dec 30	Cin	L	3	131	43.7	36.3	0	1	59	0	
Jan 6	Cin	L	6	186	31.0	27.7	1	1	39	0	
<b>Totals</b>			<b>7-9</b>	<b>85</b>	<b>3,567</b>	<b>42.0</b>	<b>37.0</b>	<b>8</b>	<b>28</b>	<b>70</b>	<b>0</b>

2002 Tennessee Titans											
Date	Opp	W/L	No	Yds	Avg	Net	TB	In 20	Lg	Blk	
Sept 8	Phi	W	2	100	50.0	41.5	0	0	56	0	
Sept 15	@ Dal	L	6	288	48.0	45.0	1	3	56	0	
Sept 22	Cle	L	8	327	40.9	27.8	0	4	54	0	
Sept 29	@ Oak	L	3	138	46.0	-6.3	0	1	53	0	
Oct 6	Was	L	5	223	44.6	43.8	0	1	53	0	
Oct 13	Jax	W	1	30	30.0	30.0	0	1	30	0	
Oct 27	@ Cin	W	3	149	49.7	49.7	0	3	55	0	
Nov 3	@ Ind	W	4	161	40.3	40.3	0	2	42	0	
Nov 10	Hou	W	5	207	41.4	38.4	0	1	53	0	
Nov 17	Pit	W	3	79	26.3	22.0	0	2	28	0	
Nov 24	@ Bal	L	3	131	43.7	27.8	1	1	54	1	
Dec 1	@ NYG	W	3	97	32.3	32.3	0	1	43	0	
Dec 8	Ind	W	2	99	49.5	39.5	1	0	50	0	
Dec 16	NE	W	4	169	42.3	34.2	1	2	47	0	
Dec 22	@ Jax	W	6	238	39.7	32.0	0	2	56	0	
Dec 29	@ Hou	W	7	289	41.3	36.7	0	4	55	0	
<b>Totals</b>			<b>11-5</b>	<b>65</b>	<b>2,725</b>	<b>41.9</b>	<b>33.9</b>	<b>5</b>	<b>28</b>	<b>56</b>	<b>1</b>
Playoffs											
Jan 11	Pit	W	4	115	28.8	25.3	0	1	40	0	
Jan 19	@ Oak	L	3	96	32.0	25.3	1	1	41	0	
<b>Totals</b>			<b>1-1</b>	<b>7</b>	<b>211</b>	<b>30.1</b>	<b>25.3</b>	<b>1</b>	<b>2</b>	<b>40</b>	<b>0</b>

2003 Tennessee Titans											
Date	Opp	W/L	No	Yds	Avg	Net	TB	In 20	Lg	Blk	
Sept 7	Oak	W	5	209	41.8	37.8	1	1	49	0	
Sept 14	@ Ind	L	6	241	40.2	33.3	0	3	51	0	
Sept 21	NO	W	1	41	41.0	41.0	0	0	41	0	
Sept 28	@ Pit	W	7	302	43.1	40.7	0	2	56	0	
Oct 5	@ NE	L	3	134	44.7	37.0	0	0	56	0	
Oct 12	Hou	W	4	162	40.5	34.5	1	2	53	0	
Oct 19	Car	W	7	303	43.3	38.4	1	3	55	0	
Oct 26	@ Jax	W	3	149	49.7	39.3	0	0	58	0	
Nov 9	Mia	W	6	241	40.2	35.8	1	3	49	0	
Nov 16	Jax	W	4	174	43.5	43.5	0	2	53	0	
Nov 23	@ Atl	W	5	258	51.6	36.0	1	2	57	0	
Dec 1	@ NYJ	L	2	90	45.0	37.0	0	1	52	0	
Dec 7	Ind	L	2	91	45.5	45.5	0	2	48	0	
Dec 14	Buf	W	6	249	41.5	29.8	1	2	48	0	
Dec 21	@ Hou	W	7	321	45.9	40.7	1	1	56	0	
Dec 28	TB	W	3	152	50.7	44.0	1	2	53	0	
<b>Totals</b>			<b>12-4</b>	<b>71</b>	<b>3,117</b>	<b>43.9</b>	<b>37.8</b>	<b>8</b>	<b>26</b>	<b>58</b>	<b>0</b>

Playoffs											
Date	Opp	W/L	No	Yds	Avg	Net	TB	In 20	Lg	Blk	
Jan 3	@ Bal	W	6	268	44.7	44.3	0	4	63	0	
Jan 10	@ NE	L	4	136	34.0	31.2	0	2	56	0	
<b>Totals</b>			<b>1-1</b>	<b>10</b>	<b>404</b>	<b>40.4</b>	<b>39.3</b>	<b>0</b>	<b>6</b>	<b>63</b>	<b>0</b>

2004 Tennessee Titans											
Date	Opp	W/L	No	Yds	Avg	Net	TB	In 20	Lg	Blk	
Sept 11	@ Mia	W	0	0	-	-	0	0	0	0	
Sept 19	Ind	L	2	102	51.0	39.5	1	0	55	0	
Sept 26	Jax	L	4	209	52.3	38.3	2	0	61	0	
Oct 3	@ SD	L	6	232	38.7	37.0	0	2	52	0	
Oct 11	@ GB	W	4	152	38.0	37.8	0	2	49	0	
Oct 17	Hou	L	6	282	47.0	42.3	0	2	64	0	
Oct 24	@ Min	L	5	202	40.4	40.0	0	2	50	0	
Oct 31	Cin	W	5	221	44.2	44.2	0	2	46	0	
Nov 14	Chi	L	9	394	43.8	28.2	2	2	57	0	
Nov 21	@ Jax	W	5	216	43.2	35.2	0	1	50	0	
Nov 28	@ Hou	L	3	127	42.3	42.3	0	2	47	0	
Dec 5	@ Ind	L	4	189	47.3	44.5	0	0	58	0	
Dec 13	@ KC	L	4	147	36.8	31.8	1	2	55	0	
Dec 19	@ Oak	L	4	165	41.3	41.8	0	1	48	0	
Dec 25	Den	L	6	240	40.0	39.0	0	1	49	0	
Jan 2	Det	W	6	239	39.8	39.0	0	2	52	0	
<b>Totals</b>			<b>5-11</b>	<b>73</b>	<b>3,117</b>	<b>42.7</b>	<b>38.0</b>	<b>8</b>	<b>20</b>	<b>64</b>	<b>0</b>

2005 Tennessee Titans											
Date	Opp	W/L	No	Yds	Avg	Net	TB	In 20	Lg	Blk	
Sept 11	@ Pit	L	2	92	46.0	36.0	1	1	53	0	
Sept 18	Bal	W	8	359	44.9	36.8	3	4	56	0	
Sept 25	@ Stl	L	5	216	43.2	43.0	0	3	51	0	
Oct 2	Ind	L	3	113	37.7	37.7	0	0	44	0	
Oct 9	@ Hou	W	4	186	46.5	41.5	0	0	54	0	
Oct 16	Cin	L	3	125	41.7	39.3	0	2	52	0	
Oct 23	@ Ari	L	7	296	42.3	38.0	1	3	50	0	
Oct 30	@ Cle	L	3	125	41.7	35.0	1	0	54	0	
Nov 6	@ Oak	L	7	244	34.9	30.4	1	0	49	0	
Nov 20	Jax	L	8	373	46.6	36.8	2	2	57	0	
Nov 27	S.F.	W	5	229	45.8	36.8	2	0	56	0	
Dec 4	@ Ind	L	2	86	43.0	33.0	1	0	51	0	
Dec 11	Hou	W	5	215	43.0	39.4	1	1	59	0	
Dec 18	Sea	L	9	90	45.0	42.5	0	0	50	0	
Dec 24	@ Mia	L	2	382	42.4	39.3	0	4	55	0	
Jan 1	@ Jax	L	5	240	48.0	37.8	1	1	56	0	
<b>Totals:</b>			<b>4-12</b>	<b>78</b>	<b>3,371</b>	<b>43.2</b>	<b>37.8</b>	<b>14</b>	<b>21</b>	<b>59</b>	<b>0</b>

2006 Tennessee Titans										
Date	Opp	W/L	No	Yds	Avg	Net	TB	In 20	Lg	Blk
Sept 10	NYJ	L	6	239	39.8	34.7	1	3	51	0
Sept 17	@ SD	L	7	287	41.0	36.1	0	1	52	0
Sept 24	@ Mia	L	6	275	45.8	45.5	0	3	62	0
Oct 1	@ Dal	L	4	137	34.3	29.0	0	1	53	0
Oct 8	@ Ind	L	6	255	42.5	33.5	2	2	47	0
Oct 15	@ Was	W	7	295	42.1	39.6	0	3	53	0
Oct 29	Hou	W	8	393	49.1	37.4	4	2	61	0
Nov 5	@ Jax	L	7	327	46.7	40.6	0	3	73	0
Nov 12	Bal	L	5	256	51.2	45.0	1	1	58	0
Nov 19	@ Phi	W	7	290	41.4	36.1	0	2	54	0
Nov 26	NYG	W	4	182	45.5	39.8	1	1	53	0
Dec 3	Ind	W	3	112	37.3	37.3	0	3	47	0
Dec 10	@ Hou	W	5	210	42.0	42.4	0	5	52	0
Dec 17	Jax	W	5	219	43.8	38.4	1	1	56	0
Dec 24	@ Buf	W	4	118	29.5	29.5	0	0	40	0
Dec 31	NE	L	4	165	41.3	25.0	0	1	51	0
<b>Totals</b>										

## Craig Henrich's NFL Statistics

Year	Team	G	No	Yds	PUNTING			Net	TB	In 20	Lg	Blk
					Avg	Ret	Yds					
1993	Green Bay				Practice Squad							
1994	Green Bay	16	81	3,351	41.4	36	272	35.5	10	24	70	0
1995	Green Bay	16	65	2,740	42.2	36	279	34.6	7	26	61	2
1996	Green Bay	16	68	2,886	42.4	29	237	36.3	9	28	65	0
1997	Green Bay	16	75	3,378	45.0	32	255	36.0	21	26	65	0
1998	Tennessee	16	69	3,258	47.2	34	332	39.2	11	18	71	0
1999	Tennessee	16	90	3,824	42.5	45	335	38.1	3	35	78	0
2000	Tennessee	16	76	3,101	40.8	28	160	36.3	9	33	67	0
2001	Tennessee	16	85	3,567	42.0	36	264	37.0	8	28	70	0
2002	Tennessee	16	65	2,725	41.9	28	390	33.9	5	28	56	1
2003	Tennessee	16	71	3,117	43.9	30	276	37.8	8	26	58	0
2004	Tennessee	16	73	3,117	42.7	29	184	38.0	8	20	64	0
2005	Tennessee	16	78	3,371	43.2	32	144	37.8	14	21	59	0
2006	Tennessee	16	88	3,760	42.7	33	278	37.3	10	32	73	0
2007	Tennessee	15	70	2,939	42.0	30	264	36.5	6	24	66	0
<b>NFL Totals</b>		<b>223</b>	<b>1,054</b>	<b>45,134</b>	<b>42.8</b>	<b>458</b>	<b>3,670</b>	<b>36.8</b>	<b>129</b>	<b>369</b>	<b>78</b>	<b>3</b>

Year	Team	G	No	Yds	PUNTING			Net	TB	In 20	Lg	Blk
					Avg	Ret	Yds					
1994	Green Bay	2	9	371	41.2	1	17	34.9	2	3	62	0
1995	Green Bay	3	12	510	42.5	6	26	37.0	2	2	57	0
1996	Green Bay	3	15	630	42.0	8	57	35.5	2	4	63	0
1997	Green Bay	3	14	538	38.4	4	23	36.8	0	10	52	0
1999	Tennessee	4	20	877	43.9	10	44	40.7	1	7	57	0
2000	Tennessee	1	5	189	37.8	1	4	37.0	0	1	46	0
2002	Tennessee	2	7	211	30.1	2	14	25.3	1	2	40	0
2003	Tennessee	2	10	404	40.4	3	11	39.3	0	6	63	0
2007	Tennessee	1	5	198	39.6	2	12	37.2	0	0	43	0
<b>Playoff Totals</b>		<b>21</b>	<b>97</b>	<b>3,928</b>	<b>40.5</b>	<b>37</b>	<b>208</b>	<b>36.7</b>	<b>8</b>	<b>35</b>	<b>65</b>	<b>0</b>

Year	Team	No.	KICKOFFS		
			No. in EZ	TB	Pct. of TB
1993	Green Bay		Practice Squad		
1994	Green Bay	0	0	0	0.0
1995	Green Bay	74	24	9	12.2
1996	Green Bay	77	31	6	7.8
1997	Green Bay	0	0	0	0.0
1998	Tennessee	85	39	29	34.1
1999	Tennessee	84	14	4	4.8
2000	Tennessee	78	7	1	1.3
2001	Tennessee	0	0	0	0.0
2002	Tennessee	1	0	0	0.0
2003	Tennessee	91	15	5	5.5
2004	Tennessee	74	8	3	4.1
2005	Tennessee	0	0	0	0.0
2006	Tennessee	1	0	0	0.0
2007	Tennessee	0	0	0	0.0
<b>NFL Totals</b>		<b>565</b>	<b>138</b>	<b>57</b>	<b>10.1</b>

### Single-Game Highs

Punts - 10 (two times, last at Baltimore 10/7/01)  
 Gross Average - 57.5 vs. Jacksonville (11/4/01)  
 Net Average - 48.5 vs. Jacksonville (11/4/01)  
 Long Punt - 78 at Pittsburgh (1/2/00)  
 Inside 20 - 5 (two times, last at Houston 12/10/06)  
 Field Goals - 3 vs. Oakland (9/7/03)  
 Long Field Goal - 50 vs. Denver (12/25/04)

### Playoff Highs

Punts - 7 (two times, last vs. Buffalo 1/8/00)  
 Gross Average - 52.0 at Indianapolis (1/16/00)  
 Net Average - 44.7 at Baltimore (1/3/04)  
 Long Punt - 63 (two times, last at Baltimore 1/3/04)

### Additional Career Statistics

**Passing** - 7-16, 91 yds, 1 INT (Career): 1-1 (1998); 0-1 (1996); 0-2, 1 INT (2001); 1-1-17 0 TD (2002); 2-5-25 0 TD (2003); 2-4-10 (2004); 1-2-26 (2005)  
**Rushing** - 3 for -22 yds (Career): 1 for -22 yds (1994), 1 for 8 yds (2004), 1 for 0 yds (2005), 1 for -8 yds (2007)  
**Field Goals** - 8/15 (Career): 32G, 38G, 38N, 47N, 49G (1995); 49B (1998); 60N (2000); 33G, 34G, 48G, 49G, 52N (2003); 58N, 52B, 50G (2004)  
 PATs - 6/6 (1995), 1/1 (2002 playoffs), 1/1 (2003)  
**Special Teams Tackles** - 27 (Career), 6 (Playoffs): 2 (1994), 2 (1994 playoffs), 3 (1995), 3 (1996), 1 (1998), 3 (1999), 2 (1999 playoffs), 3 (2000), 1 (2000 playoffs), 3 (2001), 5 (2003), 1 (2003 playoffs), 1 (2004), 2 (2006), 1 (2007)

Front Office

Coaching Staff

Henrich

Rookies

2007 Season

Records

History

Playoff History

Sidelines

21


**Reynaldo  
HILL**


CORNERBACK

5'11" • 185 lbs. • Born: 8.28.82 • Exp. (NFL/Titans): 4/4 • D7 – 2005 • Florida  
2007 GP/GS: 13/2 (Playoffs 1/0) • Career GP/GS: 43/26 (Playoffs 1/0) • Ft. Lauderdale, FL

**PRO:** A fluid athlete with high-end speed, Reynaldo Hill enters his fourth NFL season in 2008. Despite being unheralded as a seventh-round draft selection in 2005, he has used his talent and playmaking ability to start a total of 26 games in his first three NFL seasons. He has accumulated 199 tackles, six interceptions, 16 passes defended and 14 special teams stops in 43 career games. Among cornerbacks selected in the 2005 NFL Draft, Hill is in a second-place tie with Ellis Hobbs of the Patriots and the late Darrent Williams of the Broncos in career interceptions, trailing only Antrel Rolle of the Cardinals (seven). Hill received the majority of his career starts in his first two seasons before becoming a standout on special teams and a defensive reserve in 2007. He led the team as a rookie with a career-high three interceptions, which was tied for the most interceptions among NFL rookie defensive backs (Hobbs and Chris Harris). In pre-draft workouts, Hill ran the 40-yard dash in 4.32 seconds and displayed a 36-inch vertical leap. He was selected by the Titans in the seventh round (218th overall) in the 2005 NFL Draft.

#### TITANS TIDBITS:

- Hill credits his mother, Mary Wiggins, for showing him through her actions how to be dedicated and disciplined in life, and he strives to make her proud. The family also includes his older brother, Willie, who played wide receiver for Central Michigan and is now a studio producer in Atlanta; younger brother, Jerry, an aspiring rap musician in St. Petersburg; and sister, Ebony, a nurses assistant in Tampa.
- Hill felt that he had a lot to prove after not being invited to the NFL Scouting Combine in February 2005. At the University of Florida's Pro Day in March 2005, he proved he belonged physically with the other cornerbacks entering the NFL Draft, completing the 40-yard dash in 4.32 seconds. That

result would have rated among the top 10 performances at the Combine.

- Florida's 2004 victory over Florida State was especially gratifying for Hill. While he was being recruited by virtually every school in the state, FSU did not offer him a scholarship since they were already well-stocked at cornerback. When Florida won the game 20-13, Hill took pride in helping slow down the Seminole attack.
- Hill bears a total of six tattoos, but his favorite is a scroll that appears on his right forearm featuring a motivational poem that he wrote in college.

#### CAREER HIGHLIGHTS:

**2007 (13/2, 1/0):** Played in 13 games with two starts and totaled 14 tackles, one interception, two passes defended and career-high nine special teams stops. Was inactive in first three games of season.

- Started at left cornerback at Denver (11/19) and against N.Y. Jets (12/23) in place of injured Nick Harper.
- At Houston (10/21), recovered muffed punt return by David Anderson at Houston 33-yard line in fourth quarter.
- Against N.Y. Jets (12/23), started and collected four tackles, one interception and two passes defended in win. Intercepted Chad Pennington's deep pass intended for Jerricho Cotchery along sideline in first quarter.

**2006 (15/14):** Played in 15 games and set career highs with 14 starts and 59 tackles. Also recorded two interceptions and five passes defended. Was inactive one game (11/19 at Philadelphia) with ankle injury.

- Against Jacksonville (12/17), posted two tackles, one pass defended and picked off David Garrard late in game to seal win.
- At Buffalo (12/24), registered six tackles, one pass defended and sealed Titans victory with interception late in fourth quarter.

**2005 (15/10):** Played in 15 games with 10 starts at left cornerback. Totaled 46 tackles, nine passes defended and tied for first among NFL rookie defensive backs with



three interceptions. Was inactive one game against Baltimore (9/18).

- Against Cincinnati (10/16), notched first career start and recorded four tackles.
- At Arizona (10/23), posted first career interception by picking off Josh McCown.
- Against Oakland (10/30), registered first career touchdown, picking off Kerry Collins and returning it 52 yards for score.
- Against San Francisco (11/27), had career-high eight tackles, two passes defended and picked off Ken Dorsey (14-yard return) for team-high third interception of season.

## COLLEGE:

- Spent two seasons at Dodge City (Kan.) Community College before transferring to Florida, where in two seasons played in 25 games and recorded 12 starts as senior. Totaled 57 tackles, one interception and five passes defended at Florida.
- As senior, started at cornerback in all 12 contests and served on kickoff coverage and punt return teams. Totaled 42 tackles, one interception, five passes defended, two tackles for loss and one fumble recovery.
- As junior, participated on special teams in all 13 games and saw action at cornerback in six contests in first season at Florida. Posted 15 tackles, two forced fumbles and 26-yard kickoff return.
- Ran track at Dodge City Community College, ranking fifth nationally in 200 meters.
- Majored in commercial recreation.

## PERSONAL:

- Engaged to Janina, couple splits time between Nashville and Ft. Lauderdale, Fla., with son, Reynaldo Jr.
- Attended Stranahan (Ft. Lauderdale, Fla.) H.S. and earned All-County and All-Region honors. Also participated in Broward/Dade Counties All-Star game as senior and lettered four times in football, basketball and track.
- Visited elementary school students at Florida through Goodwill Gators program.
- Interested in real estate business.
- Participates in Titans charitable efforts such as Titans Caravan and school visits.
- List of favorites: (movie) "Scary Movie 2"; (actor) Chris Tucker; (music artist) Snoop Dogg; (sports team other than Titans) Orlando Magic; (video game) Madden NFL Football; (school subject) Physics; (food) steak and pork chops; (vacation getaway) Brazil; and (car) 745 BMW.
- Born Reynaldo Romel Hill on Aug. 28, 1982 in Pahokee, Fla.

## HILL GAME-BY-GAME

2006 Tennessee Titans												
Date	Opp	W/L	P/S	Tot Solo	Sk	QB P	TFL	Int	Yds	PD	FF	FR SpT
Sept 11	@ Pit	L	1/0	0	0	0.0	0	0	0	0	0	0
Sept 18	Bal	W	0/0					INACTIVE				
Sept 25	@ Stl	L	1/0	0	0	0.0	0	0	0	0	0	0
Oct 2	Ind	L	1/0	1	1	0.0	0	0	0	0	0	0
Oct 9	@ Hou	W	1/0	2	2	0.0	0	0	0	0	0	0
Oct 16	Cin	L	1/1	4	3	0.0	0	0	0	0	0	0
Oct 23	@ Ari	L	1/0	1	1	0.0	0	0	1	22	1	0
Oct 30	Oak	L	1/1	5	5	0.0	0	0	1	52	1	0
Nov 6	@ Cle	L	1/1	2	1	0.0	0	0	0	0	1	0
Nov 20	Jax	L	1/1	5	4	0.0	0	0	0	0	1	0
Nov 27	S.F.	W	1/1	8	6	0.0	0	0	1	14	2	0
Dec 4	@ Ind	L	1/1	2	2	0.0	0	0	0	0	1	0
Dec 11	Hou	W	1/1	4	4	0.0	0	0	0	0	1	0
Dec 18	Sea	L	1/1	5	4	0.0	0	0	0	0	1	0
Dec 24	@ Mia	L	1/1	5	5	0.0	0	0	0	0	0	0
Jan 1	@ Jax	L	1/1	2	2	0.0	0	0	0	0	0	0
<b>Totals</b>			<b>4-12</b>	<b>15/10</b>	<b>46</b>	<b>40</b>	<b>0.0</b>	<b>0</b>	<b>3</b>	<b>88</b>	<b>9</b>	<b>0</b>

2006 Tennessee Titans												
Date	Opp	W/L	P/S	Tot Solo	Sk	QB P	TFL	Int	Yds	PD	FF	FR SpT
Sept 10	NJY	L	1/1	3	2	0.0	0	0	0	0	0	0
Sept 17	@ SD	L	1/1	6	5	0.0	0	0	0	0	0	0
Sept 24	@ Mia	L	1/1	6	4	0.0	0	0	0	0	0	0
Oct 1	Dal	L	1/1	7	2	0.0	0	0	0	0	0	0
Oct 8	@ Ind	L	1/1	4	3	0.0	0	0	0	0	0	0
Oct 15	@ Jax	W	1/1	5	4	0.0	0	0	0	0	0	0
Oct 29	Hou	W	1/1	2	2	0.0	0	0	0	0	1	0
Nov 5	@ Jax	L	1/1	3	2	0.0	0	0	0	0	1	0
Nov 12	Bal	L	1/0	3	3	0.0	0	0	0	0	0	0
Nov 19	@ Phi	W						INACTIVE (ANKLE)				
Nov 26	NYG	W	1/1	3	2	0.0	0	0	0	0	0	0
Dec 3	Ind	W	1/1	3	3	0.0	0	0	0	0	0	0
Dec 10	@ Hou	W	1/1	3	2	0.0	0	0	0	0	0	0
Dec 17	Jax	W	1/1	2	0	0.0	0	0	1	9	1	0
Dec 24	@ Buf	W	1/1	6	6	0.0	0	0	1	11	1	0
Dec 31	NE	L	1/1	3	1	0.0	0	0	0	0	0	0
<b>Totals</b>			<b>8-8</b>	<b>15/14</b>	<b>59</b>	<b>41</b>	<b>0.0</b>	<b>0</b>	<b>2</b>	<b>20</b>	<b>5</b>	<b>0</b>

2007 Tennessee Titans												
Date	Opp	W/L	P/S	Tot Solo	Sk	QB P	TFL	Int	Yds	PD	FF	FR SpT
Sept 9	@ Jax	W						INACTIVE				
Sept 16	Ind	L						INACTIVE				
Sept 24	@ NO	W						INACTIVE				
Oct 7	Atl	W	1/0	0	0	0.0	0	0	0	0	0	0
Oct 14	@ TB	L	1/0	0	0	0.0	0	0	0	0	0	0
Oct 21	Hou	W	1/0	0	0	0.0	0	0	0	0	0	0
Oct 28	Oak	W	1/0	0	0	0.0	0	0	0	0	0	0
Nov 4	Car	W	1/0	0	0	0.0	0	0	0	0	0	0
Nov 11	Jax	L	1/0	1	1	0.0	0	0	0	0	0	0
Nov 19	@ Den	L	1/1	2	2	0.0	0	0	0	0	0	0
Nov 25	@ Cin	L	1/0	0	0	0.0	0	0	0	0	0	0
Dec 2	Hou	W	1/0	1	1	0.0	0	0	0	0	0	0
Dec 9	SD	L	1/0	0	0	0.0	0	0	0	0	0	0
Dec 16	@ KC	W	1/0	2	2	0.0	0	0	0	0	0	0
Dec 23	@ NYJ	W	1/1	4	4	0.0	0	0	1	0	2	0
Dec 30	@ Ind	W	1/0	4	3	0.0	0	0	0	0	0	0
<b>Totals</b>			<b>10-6</b>	<b>13/2</b>	<b>14</b>	<b>0.0</b>	<b>0</b>	<b>0</b>	<b>1</b>	<b>0</b>	<b>2</b>	<b>0</b>
<b>Playoffs</b>												
Jan 6	@ SD	L	1/0	0	0	0.0	0	0	0	0	0	0
<b>Totals</b>			<b>0-1</b>	<b>1/0</b>	<b>0</b>	<b>0</b>	<b>0.0</b>	<b>0</b>	<b>0</b>	<b>0</b>	<b>0</b>	<b>0</b>



Reynaldo Hill's NFL Statistics

Year	Team	TACKLES							INTERCEPTIONS					FUMBLES			
		GP	GS	Tot	Solo	Asst	Sk	Yds	No	Yds	Lg	TD	PD	FF	FR	Yds	SpT
2005	Tennessee	15	10	46	40	6	0.0	0.0	3	88	52	1	9	0	0	0	5
2006	Tennessee	15	14	59	41	18	0.0	0.0	2	20	11	0	5	0	0	0	0
2007	Tennessee	13	2	14	13	1	0.0	0.0	1	0	0	0	2	0	0	0	9
<b>NFL Totals</b>		<b>43</b>	<b>26</b>	<b>119</b>	<b>94</b>	<b>25</b>	<b>0.0</b>	<b>0.0</b>	<b>6</b>	<b>108</b>	<b>52</b>	<b>1</b>	<b>16</b>	<b>0</b>	<b>0</b>	<b>0</b>	<b>14</b>

Year	Team	TACKLES							INTERCEPTIONS					FUMBLES			
		GP	GS	Tot	Solo	Asst	Sk	Yds	No	Yds	Lg	TD	PD	FF	FR	Yds	SpT
2007	Tennessee	1	0	0	0	0	0.0	0.0	0	0	0	0	0	0	0	0	0
<b>Playoff Totals</b>		<b>1</b>	<b>0</b>	<b>0</b>	<b>0</b>	<b>0</b>	<b>0.0</b>	<b>0.0</b>	<b>0</b>	<b>0</b>	<b>0</b>	<b>0</b>	<b>0</b>	<b>0</b>	<b>0</b>	<b>0</b>	<b>0</b>

Single-Game Highs

Tackles - 8 vs. San Francisco (11/27/05)  
 Interceptions - 1 (six times, last vs. New York Jets 12/23/07)  
 Passes Defensed - 2 (two times, last at Kansas City 12/16/07)  
 Special Teams Tackles - 2 (two times, last at Kansas City 12/16/07)

Additional Career Statistics

Special Teams Fumble Recoveries - 1 (2007)  
 Touchdowns - 1 (52-yard interception return vs. Oakland 10/30/05)

24



Chris HOPE



SAFETY

6'0" • 208 lbs. • Born: 9.29.80 • Exp. (NFL/Titans): 7/3 • UFA (Pit) – 2006 • Florida State  
 2007 GP/GS: 11/11 (Playoffs 0/0) • Career GP/GS: 89/59 (Playoffs 8/6) • Rock Hill, SC



**PRO:** A proven winner and a student of the game, Chris Hope is a strong leader in the Titans secondary and a Pro Bowl caliber player. Hope has played in a total of 89 games with 59 starts in six NFL seasons. He has recorded 404 tackles, 11 interceptions, 36 passes defensed, four forced fumbles and four fumble recoveries for his career. In eight career playoff games with the Steelers, Hope has six starts, 32 tackles and four passes defensed. The standout safety is coming off a 2007 season that was cut short because of a neck injury. He started the first 11 games of the season and totaled 60 tackles (39 solo), two interceptions, four passes defensed and a fumble recovery before being placed on injured reserve on Dec. 7, 2007. Signed by the Titans as an unrestricted free agent in 2006, Hope quickly showcased his ability in his first season in Tennessee by leading all NFL strong safeties with 128 tackles (career-high) and his career-high five interceptions tied for first place among players at his position. Hope also posted a career-high 15 passes defensed and one fumble recovery. In 2005, Hope was a key member

of the Super Bowl champion Pittsburgh Steelers teaming up with Pro Bowl safety Troy Polamalu. In 2004, he emerged as the Steelers' starting free safety, while starting all 16 games, totaling 97 tackles, one forced fumble, one fumble recovery and one interception. In 2003, Hope played in 16 games and was a mainstay on special teams recording 15 tackles. As a rookie in 2002, Hope played in 14 games and both of the Steelers' playoff contests. He posted 14 tackles on special teams and recorded 11 tackles in a reserve role on defense. He was originally selected by the Steelers in the third round (94th overall) in the 2002 NFL Draft.

TITANS TIDBITS:

- In March 2008, Hope teamed with Soles4Souls, a Nashville-based global organization dedicated to providing free footwear to people in need all over the world, to provide 1,000 pairs of shoes to the Nashville Rescue Mission.
- Since arriving from the Steelers in 2006, Hope's leadership has had a trickle down effect on the Titans secondary. Hope has

Front Office  
 Coaching Staff  
 Hill/Hope  
 Rookies  
 2007 Season  
 Records  
 History  
 Playoff History  
 Sidelines

been the ring leader for the secondary workouts the last two offseasons. Hope along with Cortland Finnegan, Calvin Lowry and Vincent Fuller met on a daily basis in the offseason to workout and watch film.

- Nicknamed “Hammer” by friends growing up in Rock Hill, S.C., the name has followed him to the professional ranks because of his hard-knock play between the white lines.
- Since his Seminole days, Hope makes it a ritual to wear his Jesus bracelet every game and he reads the Bible that his aunt gave him in high school before he takes the field for inspiration.
- A communications major at Florida State, Hope plans on pursuing a career as a sports commentator and he has the vision of opening his own public relations firm as well.

## CAREER HIGHLIGHTS:

**2007 (11/11, 0/0 - Tennessee):** Played in and started the first 11 games of the season at strong safety. Tallied 60 tackles (39 solo), two interceptions, four passes defended, two quarterback pressures, a tackle for loss and a fumble recovery. Was inactive for one game (12/2 vs. Houston) before being placed on injured reserve on Dec. 7, 2007. Led or tied for the team lead in tackles twice in 2007 (at JAX, at DEN). Tied for the team lead in passes defended once in 2007 (vs. JAX).

- At Jacksonville (9/9), tied for the team lead with six tackles (4 solo) in a 13-10 opening day victory. Notched a pass defended and collected a fumble recovery in the win. Recovered a Maurice Jones-Drew fumble that was forced by Nick Harper deep in Titans’ territory in the fourth quarter.
- Against Oakland (10/28), posted eight tackles (7 solo) and an interception in the Titans’ 13-9 win. Halted a potential Raiders’ scoring opportunity by intercepting a deep pass intended for Jerry Porter in the fourth quarter.
- Against Carolina (11/4), collected six tackles (5 solo), an interception, a tackle for loss and a quarterback pressure in the Titans’ 20-7 victory over the Panthers. Sealed the Titans’ third consecutive victory by intercepting a Matt Moore pass intended for Drew Carter in the fourth quarter.
- At Denver (11/19), led the team with eight tackles (4 solo).
- At Cincinnati (11/25), started at strong safety but left the game in the first quarter with an injury (neck). Registered five tackles (1 solo).

**2006 (16/16 - Tennessee):** Started all 16 games for third consecutive season and set new career-highs in tackles (128, second on team), interceptions (five, team-high), one touchdown and passes defended (15, team-high). Hope’s 128 tackles led all NFL strong safeties and were the most by Titan safety since Bo Eason’s 131 tackles in 1985. Hope’s five interceptions tied for first among strong safeties in the NFL. Also contributed one fumble recovery.

- Was named to *USA Today’s* All-Joe Team for the second consecutive season.
- At San Diego (9/17), registered career-high 12 tackles and one pass defended.
- At Miami (9/24), recorded team-high 11 tackles with one pass defended.
- Against Dallas (10/1), posted team-high 10 tackles, and recorded first interception as Titan. Also added two passes defended.
- In comeback victory against N.Y. Giants (11/26), totaled team-high 11 tackles.
- Against Jacksonville (12/17), posted Titans third defensive touchdown of game when he picked off David Garrard and returned it 61 yards for touchdown. Also contributed 10 tackles and one pass defended.
- At Buffalo (12/24), picked off J.P. Losman in the second quarter for his fifth interception of season.

**2005 (16/16, 4/4 – Pittsburgh):** Started all 16 games for Steelers and tied a then career-high with 97 tackles and set a then career-high with team-high three interceptions. Also added seven passes defended, one forced fumble and one fumble recovery. Was named to *USA Today* All-Joe Team.

- In season opener against Tennessee (9/11), recorded seven tackles, one pass defended and one fumble recovery.
- Against New England (9/25), tied career-high with 10 tackles and intercepted pass deep in Steelers territory.
- At Cincinnati (10/23), recorded seven tackles and intercepted Carson Palmer pass, breaking Palmer’s streak of 169 attempts without a pick, and returned it 55 yards to Cincinnati 15-yard line to set up Jeff Reed 27-yard field goal.
- Against Baltimore (10/31), recorded nine tackles and posted one interception.
- Against Cincinnati (12/4), recorded team-high eight tackles and a pass defended.
- In AFC Championship Game at Denver (1/22), recorded three tackles.
- In Super Bowl XL victory against Seattle (2/5), registered three tackles and one pass defended.

**2004 (16/16, 2/2 – Pittsburgh):** Started all 16 games and posted then career-highs in tackles (97), interceptions (1) and passes defended (9). Also forced one fumble.

- In first start of his pro career against Oakland (9/12), posted six total tackles.
- Against Cincinnati (10/3), tied Larry Foote for team honors with nine total tackles.
- Against Washington (11/28), led team with career-high 10 total tackles and three passes defended.
- Against N.Y. Jets (12/12), posted first career interception late in game and returned it 41 yards to help seal Steelers' victory. Recorded seven total tackles and registered two passes defended.
- At N.Y. Giants (12/18), tied career-high with team-high 10 total tackles.
- In AFC Divisional Playoff Game against N.Y. Jets (1/15), made first career postseason start and responded with 10 tackles.
- In AFC Championship Game against New England (1/23), registered five total tackles and one pass defended.

**2003 (16/0 – Pittsburgh):** Developed into solid defensive back in his first significant action from scrimmage, while playing in all 16 games. Had a highlight play in the season-finale when he received a pass from punter Josh Miller on a fake punt and scored on an 81-yard touchdown — the Steelers' longest touchdown reception of the season. Finished with 11 total tackles. Also was credited with 15 special teams tackles.

- At Cincinnati (9/21), led team with three solo special teams tackles.
- Against Cincinnati (11/30), recorded four tackles and posted one quarterback pressure.

**2002 (14/0, 2/0 – Pittsburgh):** Played in 14 games as rookie and finished with 11 tackles and one forced fumble. Also added 14 special teams tackles. Was inactive against Carolina (12/15) and at Tampa Bay (12/23).

- At Baltimore (10/27), forced fumble on kickoff return that led to second-quarter Steelers' touchdown.
- Against Cincinnati (11/24), accumulated most extensive playing time of season due to injuries and posted three tackles. Also added one tackle on special teams.
- Recorded season high six tackles at Jacksonville (12/1). Also added one QB pressure.
- In AFC Divisional Playoff Game at Tennessee (1/11), was forced into action in team's pass defense because of injuries to secondary. Totaled three tackles on defense and added one tackle on special teams.

**COLLEGE:**

- At Florida State, was three-year starter who performed in three national championship games and two-time Academic All-America selection.
- Earned award for most dependable defensive back on team twice and finished his career with 234 tackles (149 solo) and seven stops behind line of scrimmage, 18 passes defended, nine interceptions, three forced fumbles and two fumble recoveries.
- As senior, named All-Atlantic Coast Conference and Academic All-ACC first-team.
- As junior, earned second-team All-ACC honors.
- Majored in communications.

**PERSONAL:**

- Single and splits time between Nashville and Rock Hill, S.C.
- At Rock Hill (S.C.) High, named *USA Today* All-USA first-team and Parade All-American as senior. Also named *USA Today* Player of the Year in state of South Carolina and selected to Prep Star's Dream Team. Ranked as No. 1 defensive back prospect in the nation by Prep Star and rated No. 3 defensive back and No. 50 overall prospect in America by National Recruiting Advisor. Was member of *Atlanta Journal-Constitution* Super Southern 1000. Selected to *Orlando Sentinel* All-Southern team. Rated as No. 1 defensive back recruit nationally by *Tampa Tribune* and ranked as sixth-best recruit nationally by *St. Petersburg Times*. Recorded 114 tackles and three interceptions as defensive back while rushing for 1,319 yards and 20 touchdowns as running back. Totaled 464 tackles, 10 interceptions and four fumble recoveries during his four-year varsity career.
- Cousin Gerald Dixon played linebacker for nine seasons (1993-2001) in the NFL with the Cleveland Browns, Cincinnati Bengals and San Diego Chargers.
- Participates in Titans charitable events and is actively involved in school and hospital visits in Nashville. Also visits schools in Rock Hill, S.C. during off-season.
- Took part in Titans Caravan 2008 in April, visiting soldiers and family members at Fort Campbell.
- List of favorites: (movie) "Rush Hour 2"; (food) grilled chicken; (TV Show) "Martin"; (music artist) Notorious B.I.G.; (vacation getaway) Miami; and (sports team other than the Titans) Duke University men's basketball team.
- Born Christopher Pierre Hope on Sept. 29, 1980 in Rock Hill, S.C.

## HOPE GAME-BY-GAME

Front Office  
Coaching Staff  
Hope  
Rookies  
2007 Season  
Records  
History  
Playoff History  
Sidelines

2002 Pittsburgh Steelers												
Date	Opp.	W/L	P/S	Tot Solo	Sk	QBP TFL	Int Yds	PD	FF	FR	SpT	
Dec 11	Chi	W	1/1	3	2	0.0	-	-	0	0	0	0
Dec 18	@ Min	W	1/1	1	1	0.0	-	-	0	0	0	0
Dec 24	@ Cle	W	1/1	3	3	0.0	-	-	0	0	1	0
Jan 1	Det	W	1/1	5	4	0.0	-	-	0	0	0	0
Totals				11-5	16/16	97	70	0.0	-	-	3	60
Playoffs												
Jan 8	@ Cin	W	1/1	3	1	0.0	-	-	0	0	1	0
Jan 15	@ Ind	W	1/1	5	4	0.0	-	-	0	0	1	0
Jan 22	@ Den	W	1/1	3	3	0.0	-	-	0	0	0	0
Feb 5	@ Sea	W	1/1	3	1	0.0	-	-	0	0	1	0
Totals				4-0	4/4	14	9	0.0	-	-	0	0
2006 Tennessee Titans												
Date	Opp.	W/L	P/S	Tot Solo	Sk	QBP TFL	Int Yds	PD	FF	FR	SpT	
Sept 10	NYJ	L	1/1	8	7	0.0	0	0	0	0	0	0
Sept 17	@ SD	L	1/1	12	12	0.0	0	0	0	1	0	0
Sept 24	@ Mia	L	1/1	11	7	0.0	0	0	0	1	0	0
Oct 1	Dal	L	1/1	10	8	0.0	0	0	1	0	1	0
Oct 8	@ Ind	L	1/1	7	6	0.0	0	0	1	5	1	0
Oct 15	@ Was	W	1/1	5	3	0.0	0	0	0	0	1	0
Oct 29	Hou	W	1/1	7	6	0.0	0	1	14	2	0	0
Nov 5	@ Jax	L	1/1	9	8	0.0	0	0	0	0	0	0
Nov 12	@ Bal	L	1/1	9	6	0.0	0	0	0	0	0	0
Nov 19	@ Phi	W	1/1	8	5	0.0	0	0	0	2	0	0
Nov 26	NYG	W	1/1	11	8	0.0	0	0	0	0	0	0
Dec 3	@ Ind	W	1/1	6	5	0.0	0	0	0	1	0	0
Dec 10	@ Hou	W	1/1	6	4	0.0	0	0	0	1	0	0
Dec 17	Jax	W	1/1	10	9	0.0	0	1	61	1	0	0
Dec 24	@ Buf	W	1/1	5	3	0.0	0	1	25	2	0	0
Dec 31	@ NE	L	1/1	4	2	0.0	0	0	0	1	0	0
Totals				8-8	16/16	128	99	0.0	0	0	5	105
2007 Tennessee Titans												
Date	Opp.	W/L	P/S	Tot Solo	Sk	QBP TFL	Int Yds	PD	FF	FR	SpT	
Sept 9	@ Jax	W	1/1	6	4	0.0	0	0	0	1	0	1
Sept 16	Ind	L	1/1	6	4	0.0	0	0	0	0	0	0
Sept 24	@ NO	W	1/1	4	2	0.0	0	0	0	0	0	0
Oct 7	Atl	W	1/1	3	3	0.0	0	0	0	0	0	0
Oct 14	@ TB	L	1/1	2	1	0.0	0	0	0	0	0	0
Oct 21	@ Hou	W	1/1	5	3	0.0	1	0	0	0	0	0
Oct 28	Oak	W	1/1	8	7	0.0	0	1	0	1	0	0
Nov 4	Car	W	1/1	6	5	0.0	1	1	45	1	0	0
Nov 11	Jax	L	1/1	7	5	0.0	0	0	0	1	0	0
Nov 19	Den	L	1/1	8	4	0.0	0	0	0	0	0	0
Nov 25	@ Cin	L	1/1	5	1	0.0	0	0	0	0	0	0
Dec 2	Hou	W										
Dec 9	@ SD	L										
Dec 16	@ KC	W										
Dec 23	NYJ	W										
Dec 30	@ Ind	W										
Totals				10-6	11/11	60	39	0.0	2	1	2	45
Playoffs												
Jan 6	@ SD	L										
Totals				0-1	0/0	0	0	0.0	0	0	0	0
2003 Pittsburgh Steelers												
Date	Opp.	W/L	P/S	Tot Solo	Sk	QBP TFL	Int Yds	PD	FF	FR	SpT	
Sept 7	Bal	W	1/0	0	0	0.0	-	-	0	0	0	0
Sept 14	@ KC	L	1/0	0	0	0.0	-	-	0	0	0	0
Sept 21	@ Cin	W	1/0	0	0	0.0	-	-	0	0	0	0
Sept 28	Ten	L	1/0	0	0	0.0	-	-	0	0	0	0
Oct 5	Cle	L	1/0	0	0	0.0	-	-	0	0	0	0
Oct 12	@ Den	L	1/0	0	0	0.0	-	-	0	0	0	0
Oct 26	St. L	L	1/0	0	0	0.0	-	-	0	0	0	0
Nov 2	@ Sea	L	1/0	0	0	0.0	-	-	0	0	0	0
Nov 9	Arz	W	1/0	0	0	0.0	-	-	0	0	0	0
Nov 17	@ SF	L	1/0	0	0	0.0	-	-	0	0	0	0
Nov 23	@ Cle	W	1/0	1	1	0.0	-	-	0	0	0	0
Nov 30	Cin	L	1/0	4	4	0.0	-	-	0	0	0	0
Dec 7	Oak	W	1/0	2	2	0.0	-	-	0	0	0	0
Dec 14	@ NYJ	L	1/0	1	1	0.0	-	-	0	0	0	0
Dec 21	SD	W	1/0	1	1	0.0	-	-	0	1	0	0
Dec 28	@ Bal	L	1/0	2	1	0.0	-	-	0	0	0	0
Totals				6-10	16/10	11	10	0.0	-	-	0	1
2004 Pittsburgh Steelers												
Date	Opp.	W/L	P/S	Tot Solo	Sk	QBP TFL	Int Yds	PD	FF	FR	SpT	
Sept 12	Oak	W	1/1	6	3	0.0	-	-	0	0	0	0
Sept 19	@ Bal	L	1/1	8	6	0.0	-	-	0	0	1	0
Sept 26	@ Mia	W	1/1	6	4	0.0	-	-	0	0	1	0
Oct 3	Cin	W	1/1	9	8	0.0	-	-	0	0	0	0
Oct 10	Cle	W	1/1	6	4	0.0	-	-	0	0	0	0
Oct 17	@ Dal	W	1/1	7	7	0.0	-	-	0	0	0	0
Oct 31	@ NE	W	1/1	1	1	0.0	-	-	0	0	0	0
Nov 7	Phi	W	1/1	4	3	0.0	-	-	0	0	0	0
Nov 14	@ Cle	W	1/1	5	4	0.0	-	-	0	0	2	0
Nov 21	@ Cin	W	1/1	4	4	0.0	-	-	0	0	0	0
Nov 28	Was	W	1/1	10	7	0.0	-	-	0	0	3	0
Dec 5	@ Jax	W	1/1	9	8	0.0	-	-	0	0	0	0
Dec 12	NYJ	W	1/1	7	4	0.0	-	-	1	41	2	0
Dec 18	@ NYG	W	1/1	10	6	0.0	-	-	0	0	0	0
Dec 26	Bal	W	1/1	3	2	0.0	-	-	0	0	1	0
Jan 5	@ Buf	W	1/1	2	1	0.0	-	-	0	0	0	0
Totals				15-1	16/16	97	72	0.0	-	-	1	41
Playoffs												
Jan 15	NYJ	W	1/1	10	5	0.0	-	-	0	0	0	0
Jan 23	NE	L	1/1	5	3	0.0	-	-	0	0	1	0
Totals				1-1	2/2	15	8	0.0	-	-	0	1
2005 Pittsburgh Steelers												
Date	Opp.	W/L	P/S	Tot Solo	Sk	QBP TFL	Int Yds	PD	FF	FR	SpT	
Sept 11	Ten	W	1/1	7	5	0.0	-	-	0	0	1	0
Sept 18	Hou	W	1/1	5	4	0.0	-	-	0	0	0	0
Sept 25	NE	L	1/1	10	6	0.0	-	-	1	5	1	0
Oct 2	@ SD	W	1/1	6	6	0.0	-	-	0	0	1	0
Oct 16	Jax	L	1/1	8	2	0.0	-	-	0	0	0	0
Oct 23	@ Cin	W	1/1	7	5	0.0	-	-	1	55	1	0
Oct 31	@ Bal	W	1/1	9	4	0.0	-	-	1	0	1	0
Nov 6	@ GB	W	1/1	5	4	0.0	-	-	0	0	0	0
Nov 13	Cle	W	1/1	4	4	0.0	-	-	0	0	1	0
Nov 20	@ Bal	L	1/1	9	7	0.0	-	-	0	0	0	0
Nov 28	@ Ind	L	1/1	7	6	0.0	-	-	0	0	0	0
Dec 4	Cin	L	1/1	8	7	0.0	-	-	0	0	1	0



Chris Hope's NFL Statistics

Front Office

Coaching Staff

Hope/A. Johnson

Rookies

2007 Season

Records

History

Playoff History

Sidelines

Year	Team	GP	GS	TACKLES					Yds	INTERCEPTIONS					FUMBLES				
				Tot	Solo	Asst	Sk	Yds		No	Yds	Lg	TD	PD	FF	ER	Yds	SpT	
2002	Pittsburgh	14	0	11	11	0	0.0	0.0	0	0	0	0	0	0	0	0	0	0	0
2003	Pittsburgh	16	0	11	10	1	0.0	0.0	0	0	0	0	1	0	0	0	0	0	0
2004	Pittsburgh	16	16	97	72	25	0.0	0.0	1	41	41	0	9	1	0	0	0	0	0
2005	Pittsburgh	16	16	97	70	27	0.0	0.0	3	60	55	0	7	1	1	6	0	0	0
2006	Tennessee	16	16	128	99	29	0.0	0.0	5	105	61	1	15	0	1	0	0	0	0
2007	Tennessee	11	11	60	39	21	0.0	0.0	2	45	45	0	4	0	1	0	0	0	0
<b>NFL Totals</b>		<b>89</b>	<b>59</b>	<b>404</b>	<b>301</b>	<b>103</b>	<b>0.0</b>	<b>0.0</b>	<b>11</b>	<b>251</b>	<b>61</b>	<b>1</b>	<b>36</b>	<b>2</b>	<b>3</b>	<b>6</b>	<b>0</b>	<b>0</b>	<b>0</b>

PLAYOFFS

Year	Team	GP	GS	TACKLES					Yds	INTERCEPTIONS					FUMBLES					
				Tot	Solo	Asst	Sk	Yds		No	Yds	Lg	TD	PD	FF	ER	Yds	SpT		
2002	Pittsburgh	2	0	3	2	1	0.0	0.0	0	0	0	0	0	0	0	0	0	0	0	0
2004	Pittsburgh	2	2	15	8	7	0.0	0.0	0	0	0	0	1	0	0	0	0	0	0	0
2005	Pittsburgh	4	4	14	9	5	0.0	0.0	0	0	0	0	3	0	0	0	0	0	0	0
2007	Tennessee	0	0	0	0	0	0.0	0.0	0	0	0	0	0	0	0	0	0	0	0	0
<b>NFL Totals</b>		<b>8</b>	<b>6</b>	<b>32</b>	<b>19</b>	<b>13</b>	<b>0.0</b>	<b>0.0</b>	<b>0</b>	<b>0</b>	<b>0</b>	<b>0</b>	<b>4</b>	<b>0</b>	<b>0</b>	<b>0</b>	<b>0</b>	<b>0</b>	<b>0</b>	<b>0</b>

Single-Game Highs

Tackles - 12 at San Diego (9/18/06)  
 Fumble Recoveries - 1 (three times, last at Jacksonville 9/9/07)  
 Interceptions - 1 (11 times, last vs. Carolina 11/4/07)  
 Touchdowns - 1 vs. Jacksonville (12/17/06)  
 Passes Defensed - 3 vs. Washington (11/28/04)

Playoff Highs

Tackles - 10 vs. N.Y. Jets (1/15/04)

Additional Statistics

81-yard touchdown reception from punter Josh Miller on a fake punt at Baltimore (12/28/03)

99



Antonio JOHNSON



DEFENSIVE TACKLE

6'3" • 310 lbs. • Born: 12.8.84 • Exp. (NFL/Titans): 2/2 • D5 – 2005 • Mississippi State  
 2007 GP/GS: 0/0 (Playoffs 0/0) • Career GP/GS: 0/0 (Playoffs 0/0) • Leland, MS

**PRO:** A strong and agile defensive tackle, Johnson sustained a knee injury early in his rookie training camp and missed the entire 2007 season after being placed on injured reserve. The former fifth-round selection rehabilitated the injury during last season and into this offseason with the hopes of providing depth to the interior defensive line in 2008. A late bloomer with an enormous upside after only playing two years of high school football, he will look to develop that potential under defensive line coach Jim Washburn. In pre-draft workouts, he ran a 4.93 in the 40-yard dash, bench pressed 380 pounds and recorded a 29-inch vertical jump. He was selected by the Titans in the fifth round (152nd overall) in the 2007 NFL Draft.

TITANS TIDBITS:

• Johnson faced a difficult decision entering his senior year in high school because his

football eligibility was exhausted. Instead of staying in school, Johnson and his parents decided the best thing for him to do was drop out of high school and obtain his GED. After gaining his GED Johnson enrolled at Mississippi Delta Community College to play football and improved his grades before eventually transferring to Mississippi State. Johnson is only nine hours short from receiving his degree in teaching and coaching and promises to his family that he will finish.

- Raised in Leland, Miss., (population of 5,500) Johnson is a down to earth person that leans on his work ethic and humble beginnings. Johnson has attended Beauth Grove Baptist Church in Leland his entire life.
- Johnson was given the nickname "Mook" by his mother because that was the only name that he would warmly acknowledge as a baby.

- Johnson has a tattoo honoring his late grandmother, Ruby Lee Wright, on his inner left arm. Her legacy serves as inspiration for him to excel on the football field.
- While rehabbing a knee injury he suffered early in 2007 training camp, Johnson leaned heavily on defensive end Kyle Vanden Bosch for support and advice throughout the process. Vanden Bosch suffered two similar knee injuries early on in his career.

### CAREER HIGHLIGHTS:

**2007 (0/0):** Missed the entire 2007 season after suffering a knee injury early in training camp. Was placed on injured reserve on Aug. 9, 2007.

### COLLEGE:

- Coming out of high school, he attended Mississippi Delta Community College for two years where he was an honorable mention All-America selection as a sophomore. Johnson transferred to Mississippi State and played in 23 games with five starts and registered 36 tackles, 2.5 sacks, seven tackles for loss and two fumble recoveries.
- Johnson was named the Most Improved Defensive Player for the Bulldogs during the spring practices leading up to his senior season. As a senior, Johnson played in all 12 contests posting five starts at nose guard and recorded career-highs in tackles (21), tackles for loss (4) and fumble recoveries

(2). Also posted one blocked kick.

- As a junior, played in 11 games in a reserve role and tallied 15 tackles, three tackles for loss and 2.5 sacks.
- As a sophomore at Mississippi Delta Community College, named honorable mention All-America prior to season by *J.C. Grid-Wire Magazine* and ranked No. 24 on *Jackson Clarion-Ledger* list of the top junior college prospects in state of Mississippi. Posted 20 tackles, five quarterback pressures and three forced fumbles.
- Majored in teaching and coaching.

### PERSONAL:

- Single, splits time between Nashville and Leland, Miss. Has a daughter, Mahogany Aniya Johnson (12/5/07).
- Played football his sophomore and junior year at Leland (Miss.) High. He played fullback, linebacker, defensive end and defensive tackle.
- Also played baseball and basketball in high school.
- Hobbies include fishing and talking on the phone.
- List of favorites: (movie) "Boyz n the Hood"; (TV show) "The Jamie Foxx Show"; (actor) Samuel L. Jackson; (actress) Halle Berry; (music artist) Avant; (vacation getaway) Florida; and (food) chicken.
- Born Antonio Rico Johnson on Dec. 8, 1984 in Greenville, Miss.

## Antonio Johnson's NFL Statistics

Year	Team	TACKLES							INTERCEPTIONS				FUMBLES				
		GP	GS	Tot	Solo	Asst	Sk	Yds	No	Yds	Lg	TD	PD	FF	FR	Yds	SpT
2007	Tennessee	0	0	0	0	0	0.0	0.0	0	0	0	0	0	0	0	0	0
<b>NFL Totals</b>		<b>0</b>	<b>0</b>	<b>0</b>	<b>0</b>	<b>0</b>	<b>0.0</b>	<b>0.0</b>	<b>0</b>	<b>0</b>	<b>0</b>	<b>0</b>	<b>0</b>	<b>0</b>	<b>0</b>	<b>0</b>	

## Titans Defense Ranked 5th in 2007

During the 2007 regular season, the Titans defense allowed a total of 4,665 yards (291.6 yards per game), ranking fifth in the NFL behind the Pittsburgh Steelers, Tampa Bay Buccaneers, Indianapolis Colts and New England Patriots. Opponents gained an average of 92.4 rushing yards per game (fifth in the NFL) and an average of 199.2 passing yards per game (10th in the NFL) against the Titans. It was the first time since 2000 that the Titans were ranked in the Top 10 in both rushing and passing defense (third against the run and first against the pass in 2000), and their fifth overall ranking in 2007 was the highest it has been since ranking first overall in 2000. The Titans kept opponents under 200 yards three times in 2007, giving up 198 yards to the Atlanta Falcons, 191 against the Carolina Panthers and 194 against the Indianapolis Colts.

81



Brandon JONES



WIDE RECEIVER

6'1" • 212 lbs. • Born: 10.6.82 • Exp. (NFL/Titans): 4/4 • D3b – 2005 • Oklahoma  
 2007 GP/GS: 9/2 (Playoffs 0/0) • Career GP/GS: 35/20 (Playoffs 0/0) • Texarkana, TX

**PRO:** An explosive wideout with big-play ability, Brandon Jones has shown the potential to be among the Titans' top playmakers during his first three NFL seasons. In 35 career games, including 20 starts, he has 71 receptions for 931 yards and eight touchdowns. Injuries have limited him in two of his three seasons – he suffered a torn right anterior cruciate ligament in 2005 and injured his groin in 2007 – but he nevertheless has been an impact player. He contributed 21 catches for 248 yards and a pair of touchdowns in 2007 before landing on injured reserve. In 2006, Jones was voted by his teammates the winner of the Ed Block Courage Award, given annually to one player from every team for his commitment to the principles of sportsmanship and courage. That year he achieved career highs in games (16), starts (10), receptions (27), receiving yards (384) and touchdowns (four). Prior to his rookie season, Jones' fastest time in pre-draft workouts was a 4.38 40-yard dash, and he posted a 37-inch vertical jump. He was selected by the Titans in the third round (96th overall) of the 2005 NFL Draft.

**TITANS TIDBITS:**

- An all-around athlete, Jones was drafted by the New York Yankees in the 28th round of the 2001 draft following his senior year in high school. He decided to accept a football scholarship at Oklahoma instead but did play for the Sooner baseball team (centerfield) during his freshman and sophomore years.
- Despite being heavily involved in sports during his youth, Jones always made time to be employed, including work as a fast-food cook.
- Jones labels his mother, Barnette, as "Supermom" for the struggles she endured while being a single parent raising him and his younger brother, Blake (10).
- Before every game, Jones prays and makes sure his mother tells him to "break a leg."
- After football Jones would like to finish

his degree in criminology and join the FBI as an agent. Jones also has aspirations of being an actor and a song writer once his football career has concluded.

**CAREER HIGHLIGHTS:**

- 2007 (9/2, 0/0):** Recorded 21 receptions for 248 yards and a pair of touchdowns prior to being placed on injured reserve on Dec. 15 with a groin injury he sustained on Dec. 2 against Houston.
  - At New Orleans (9/24), led all receivers with four receptions for 73 yards on Monday Night Football. Recorded 35-yard touchdown reception from Vince Young in second quarter to give Titans 10-0 lead.
  - At Denver (11/19), posted three receptions for 25 yards, including 21-yard touchdown reception in second quarter.
- 2006 (16/10):** Played in all 16 games with 10 starts after recovering from a right anterior cruciate ligament injury that he suffered in 2005. Set a new career high with 27 receptions for 384 yards (14.2 avg.) and four touchdowns. Also gained three yards on one carry.
  - Against N.Y. Giants (11/26), posted four receptions for 38 yards and late in fourth quarter pulled in game-tying touchdown.
  - At Buffalo (12/24), set career high with five receptions for career-high 101 yards and one touchdown.
  - In season finale against New England (12/31), hauled in career-long 53-yard reception.
- 2005 (10/8):** Prior to tearing right anterior cruciate ligament against San Francisco (11/27), played in 10 games with eight starts. Totaled 23 receptions for 299 yards with two touchdowns and returned five punts for 75 yards.
  - Along with Courtney Roby, Bo Scaife and Roydell Williams, was part of rookie group that each recorded 20 or more receptions, making them first rookie foursome since 1968 Buffalo Bills to accomplish feat.
  - At St. Louis (9/25), posted season-high five catches for 40 yards and grabbed first

Front Office

Coaching Staff

B. Jones

Rookies

2007 Season

Records

History

Playoff History

Sidelines



career touchdown reception.

- Against Cincinnati (10/16), tied career-high with five receptions for career-high 82 yards. Also returned two punts for 34 yards.

- At Arizona (10/23), recorded second touchdown of season on 38-yard pass from Billy Volek. Also returned three punts for 41 yards with long of 32.

### COLLEGE:

- Played in 42 games with 20 starts at Oklahoma and totaled 82 receptions for 1,187 yards with 14 touchdowns. Also returned seven punts for 150 yards and one kickoff for 18 yards. Listed fourth among Oklahoma's all-time records for touchdown receptions in career.

- As senior, played in 13 games and started eight, as Sooners advanced to BCS National Championship game. Jones finished year with 27 receptions for 345 yards (12.8 avg.) and three touchdowns. Also, returned kickoff for 18 yards.

- As junior, started 12 games and ranked second on team with career-high 46 receptions for 709 yards, (15.4 avg.) and eight touchdowns.

- Majored in criminology.

### PERSONAL:

- Single, splits time between Nashville and Texarkana, Texas.

- As a senior and junior at Liberty Eylau (Texas) High School, he was named Class 3A Offensive Player of the Year and earned All-State in football. Put up big numbers, catching 95 passes for 2,124 yards and 22 touchdowns during his high school career.

- A versatile athlete, was All-State selection in baseball in high school, while posting a .350 batting average, and ran track for four years.

- In college Jones was a member of Fellowship of Christian Athletes.

- Began relationship during 2008 offseason with Governor's Books from Birth Foundation, which partners with Dollywood Foundation to support

## B. JONES GAME-BY-GAME

2005 Tennessee Titans		RECEIVING							RUSHING							PUNT RETURNS						
Date	Opp	W/L	P/S	No Yds	Avg	Lg	TD	Att	Yds	Avg	Lg	TD	No Yds	FC	Avg	Lg	TD					
Sept 11	@ Pit	L	1/0	2	30	15.0	20	0	0	0	0	0	0	0	0	0	0	0				
Sept 18	Bal	W	1/1	2	29	14.5	16	0	0	0	0	0	0	0	0	0	0	0				
Sept 25	@ Stl	L	1/0	5	40	8.0	12	1	0	0	0	0	0	0	0	0	0	0				
Oct 2	Ind	L	1/1	2	22	11.0	20	0	1	1	1	1	0	0	0	0	0	0				
Oct 9	@ Hou	W	1/1	3	21	7.0	14	0	0	0	0	0	0	0	0	0	0	0				
Oct 16	Cin	L	1/1	5	82	16.4	25	0	0	0	0	0	2	34	0	17	27	0				
Oct 23	@ Ari	L	1/1	2	50	25.0	38	1	0	0	0	0	3	41	0	13.7	32	0				
Oct 30	Oak	L	INACTIVE (KNEE)																			
Nov 6	@ Cle	L	1/1	0	0	0.0	0	0	0	0	0	0	0	0	0	0	0	0				
Nov 20	Jax	L	1/1	1	21	21.0	21	0	0	0	0	0	0	0	0	0	0	0				
Nov 27	S.F.	W	1/1	1	4	4.0	4	0	0	0	0	0	0	0	0	0	0	0				
Dec 4	@ Ind	L	INJURED RESERVE (KNEE)																			
Dec 11	Hou	W	INJURED RESERVE (KNEE)																			
Dec 18	Sea	L	INJURED RESERVE (KNEE)																			
Dec 24	@ Mia	L	INJURED RESERVE (KNEE)																			
Jan 1	@ Jax	L	INJURED RESERVE (KNEE)																			
<b>Totals</b>	<b>4-12 10/8</b>			<b>23</b>	<b>299</b>	<b>13.0</b>	<b>38</b>	<b>2</b>	<b>1</b>	<b>1</b>	<b>1.0</b>	<b>1</b>	<b>0</b>	<b>5</b>	<b>75</b>	<b>0</b>	<b>15.0</b>	<b>32</b>	<b>0</b>			

2006 Tennessee Titans		RECEIVING							RUSHING							PUNT RETURNS						
Date	Opp	W/L	P/S	No Yds	Avg	Lg	TD	Att	Yds	Avg	Lg	TD	No Yds	FC	Avg	Lg	TD					
Sept 10	NYJ	L	1/0	0	0	0.0	0	0	0	0	0	0	0	0	0	0	0	0				
Sept 17	@ SD	L	1/0	2	18	9.0	10	0	0	0	0	0	0	0	0	0	0	0				
Sept 24	@ Mia	L	1/0	0	0	0.0	0	0	0	0	0	0	0	0	0	0	0	0				
Oct 1	Dal	L	1/0	2	18	9.0	10	0	0	0	0	0	0	0	0	0	0	0				
Oct 8	@ Ind	L	1/1	3	40	13.3	16	0	0	0	0	0	0	0	0	0	0	0				
Oct 15	@ Was	W	1/0	3	34	11.3	23	1	0	0	0	0	0	0	0	0	0	0				
Oct 29	Hou	W	1/1	0	0	0.0	0	0	1	3	3	3	0	0	0	0	0	0				
Nov 5	@ Jax	L	1/1	1	8	8.0	8	0	0	0	0	0	0	0	0	0	0	0				
Nov 12	Bal	L	1/0	1	10	10.0	10	0	0	0	0	0	0	0	0	0	0	0				
Nov 19	@ Phi	W	1/1	2	22	11.0	13	0	0	0	0	0	0	0	0	0	0	0				
Nov 26	NYG	W	1/1	4	38	9.5	14	1	0	0	0	0	0	0	0	0	0	0				
Dec 3	Ind	W	1/1	1	9	9.0	9	1	0	0	0	0	0	0	0	0	0	0				
Dec 10	@ Hou	W	1/1	2	33	16.5	18	0	0	0	0	0	0	0	0	0	0	0				
Dec 17	Jax	W	1/1	0	0	0.0	0	0	0	0	0	0	0	0	0	0	0	0				
Dec 24	@ Buf	W	1/1	5	101	20.2	32	1	0	0	0	0	0	0	0	0	0	0				
Dec 31	NE	L	1/1	1	53	53.0	53	0	0	0	0	0	0	0	0	0	0	0				
<b>Totals</b>	<b>8-8 16/10</b>			<b>27</b>	<b>384</b>	<b>14.2</b>	<b>53</b>	<b>4</b>	<b>1</b>	<b>3</b>	<b>3.0</b>	<b>3</b>	<b>0</b>	<b>0</b>	<b>0</b>	<b>0</b>	<b>0</b>	<b>0</b>	<b>0</b>			

2007 Tennessee Titans		RECEIVING							RUSHING							PUNT RETURNS						
Date	Opp	W/L	P/S	No Yds	Avg	Lg	TD	Att	Yds	Avg	Lg	TD	No Yds	FC	Avg	Lg	TD					
Sept 9	@ Jax	W	1/1	1	6	6.0	6	0	1	19	19.0	19	0	0	0	0.0	0	0				
Sept 16	Ind	L	1/1	5	57	11.4	26	0	0	0	0	0	0	0	0	0.0	0	0				
Sept 24	@ NO	W	1/0	4	73	18.3	35	1	0	0	0	0	0	0	0	0.0	0	0				
Oct 7	Atl	W	1/0	3	36	12.0	16	0	0	0	0	0	0	0	0	0.0	0	0				
Oct 14	@ TB	L	INACTIVE (KNEE)																			
Oct 21	@ Hou	W	INACTIVE (KNEE)																			
Oct 28	Oak	W	INACTIVE (KNEE)																			
Nov 4	Car	W	1/0	0	0	0.0	0	0	1	18	18.0	18	0	0	0	0.0	0	0				
Nov 11	Jax	L	1/0	5	51	10.2	16	0	0	0	0	0	4	24	0	6.0	13	0				
Nov 19	@ Den	L	1/0	3	25	8.3	21	1	0	0	0	0	1	7	0	7.0	0	0				
Nov 25	@ Cin	L	1/0	0	0	0.0	0	0	0	0	0	0	1	-2	0	-2.0	-2	0				
Dec 2	Hou	W	1/0	0	0	0.0	0	0	0	0	0	0	0	0	0	0.0	0	0				
Dec 9	SD	L	INACTIVE (GROIN)																			
Dec 16	@ KC	W	PLACED ON INJURED RESERVE (GROIN) 12/15/07																			
Dec 23	NYJ	W																				
Dec 30	@ Ind	W																				
<b>Totals</b>	<b>10-6 9/2</b>			<b>21</b>	<b>248</b>	<b>11.8</b>	<b>35</b>	<b>2</b>	<b>2</b>	<b>37</b>	<b>18.5</b>	<b>19</b>	<b>0</b>	<b>6</b>	<b>29</b>	<b>0</b>	<b>4.8</b>	<b>13</b>	<b>0</b>			
<b>Playoffs</b>																						
Jan 6	@ SD	L	0/0	0	0	0.0	0	0	0	0	0	0	0	0	0	0.0	0	0	0			
<b>Totals</b>	<b>0-1 0/0</b>			<b>0</b>	<b>0</b>	<b>0.0</b>	<b>0</b>	<b>0</b>	<b>0</b>	<b>0</b>	<b>0.0</b>	<b>0</b>	<b>0</b>	<b>0</b>	<b>0</b>	<b>0.0</b>	<b>0</b>	<b>0</b>	<b>0</b>			

Tennessee's Imagination Library, and reads regularly to children at schools and shelters.

- List of favorites: (Movie) "The Last Dragon"; (TV show) "Martin"; (Music artists) Kanye West and Lil' Wayne; (sports team) New York Yankees; (video game) Madden Football; (food) corn dogs; (actor) Jamie Foxx; and (books) "James and the Giant Peach" and "Ineligible Receiver: The Real Story of my Journey from the Super Bowl to the Sidelines."

- Born Brandon Jones on Oct. 6, 1982 in Texarkana, Texas.

**Brandon Jones' NFL Statistics**

Year	Team	RECEIVING						RUSHING					
		GP	GS	No	Yds	Avg	Lg	TD	Att	Yds	Avg	Lg	TD
2005	Tennessee	10	8	23	299	13.0	38	2	1	1	1.0	1	0
2006	Tennessee	16	10	27	384	14.2	53	4	1	3	3.0	3	0
2007	Tennessee	9	2	21	248	11.8	35	2	2	37	18.5	19	0
<b>NFL Totals</b>		<b>35</b>	<b>20</b>	<b>71</b>	<b>931</b>	<b>13.1</b>	<b>53</b>	<b>8</b>	<b>4</b>	<b>41</b>	<b>10.3</b>	<b>19</b>	<b>0</b>

Year	Team	PUNT RETURNS						KICKOFF RETURNS					
		No	FC	Yds	Avg	Lg	TD	No	Yds	Avg	Lg	TD	
2005	Tennessee	5	0	75	15.0	32	0	0	0	0.0	0	0	0
2006	Tennessee	0	0	0	0.0	0	0	0	0	0.0	0	0	0
2007	Tennessee	6	0	29	4.8	13	0	0	0	0.0	0	0	0
<b>NFL Totals</b>		<b>11</b>	<b>0</b>	<b>104</b>	<b>9.5</b>	<b>32</b>	<b>0</b>	<b>0</b>	<b>0</b>	<b>0.0</b>	<b>0</b>	<b>0</b>	<b>0</b>

Year	Team	RECEIVING						RUSHING					
		GP	GS	No	Yds	Avg	Lg	TD	Att	Yds	Avg	Lg	TD
2007	Tennessee	0	0	0	0	0.0	0	0	0	0	0.0	0	0
<b>Playoff Totals</b>		<b>0</b>	<b>0</b>	<b>0</b>	<b>0</b>	<b>0.0</b>	<b>0</b>	<b>0</b>	<b>0</b>	<b>0</b>	<b>0.0</b>	<b>0</b>	<b>0</b>

Year	Team	PUNT RETURNS						KICKOFF RETURNS					
		No	FC	Yds	Avg	Lg	TD	No	Yds	Avg	Lg	TD	
2007	Tennessee	0	0	0	0.0	0	0	0	0	0.0	0	0	0
<b>Playoff Totals</b>		<b>0</b>	<b>0</b>	<b>0</b>	<b>0.0</b>	<b>0</b>	<b>0</b>	<b>0</b>	<b>0</b>	<b>0.0</b>	<b>0</b>	<b>0</b>	<b>0</b>

**Single-Game Highs**

Receptions - 5 (five times, last vs Jacksonville 11/11/07)  
 Receiving Yards - 101 at Buffalo (12/24/06)  
 Long Reception - 53 vs. New England (12/31/06)  
 Touchdown Receptions - 1 (eight times, last at Denver 11/19/07)  
 Punt Returns - 4 vs Jacksonville (11/11/07)  
 Punt Return yards - 41 at Arizona (10/23/05)  
 Long Punt Return - 32 at Arizona (10/23/05)

**Additional Career Statistics**

Tackles - 1 (2006)

90



Jevon KEARSE



DEFENSIVE END

6'4" • 265 lbs. • Born: 9.3.76 • Exp. (NFL/Titans): 10/6 • FA – 2008 • Florida  
 2007 GP/GS: 14/8 (Playoffs 0/0) • Career GP/GS: 111/102 (Playoffs 12/10) • Ft. Myers, FL



**PRO:** Jevon Kearse was re-signed by the Titans on March 6, 2008, re-uniting the three-time Pro Bowler with the club that drafted him in 1999. A veteran of nine NFL seasons, Kearse spent the past four years in Philadelphia after beginning his career with the Titans. Regarded as a pass-rushing phenom, he led his team in sacks in six of his first seven NFL seasons. The 6-foot-4, 265-pound defender, who earned the nickname "The Freak" during his playing days at the University of Florida, has played in 111 career games. His statistics include 444 tackles, 69.5 sacks, one interception and 29 forced fumbles. In Kearse's original tenure with the Titans (1999-03), he registered a total of 47.5 sacks, a figure that ranks seventh in team history. He won the *Associated Press* NFL Defensive Rookie of

the Year Award in 1999 after setting a rookie record with 14.5 sacks. He also set a league record with 12 consecutive games with at least a half sack, a record that spanned from his rookie season into the 2000 campaign (10/31/99-9/10/00). With 26 sacks during his first two NFL seasons, he ranked third in league history behind only Reggie White (31) and Derrick Thomas (30). He became just the fourth player in NFL history to record double-digit sacks in each of his first three seasons, joining Anthony Smith, Reggie White and Derrick Thomas. He earned Pro Bowl honors following the 1999, 2000 and 2001 seasons. Kearse signed in Philadelphia as an unrestricted free agent in 2004. In 45 regular season games with the Eagles, he totaled 133 tackles and 22 sacks. In his first sea-

Front Office  
 Coaching Staff  
 B. Jones/Kearse  
 Rookies  
 2007 Season  
 Records  
 History  
 Playoff History  
 Sidelines

son there, his arrival helped solidify the Eagles defense, and the team advanced to Super Bowl XXXIX. He led the Eagles with 7.5 sacks in both 2004 and 2005. He appeared in only two contests in 2006 as a result of a left knee injury, and in 2007 he returned to play in 14 games with eight starts. Philadelphia terminated his contract on Feb. 28, 2008. Kearse originally was selected by the Titans in the first round (16th overall) of the 1999 NFL Draft.

## TITANS TIDBITS:

- The Jevon Kearse Foundation exists to promote positive outreach services to at-risk youth in Southwest Florida. Located in Fort Myers, they provide many services to the surrounding community such as Drug Prevention Programs, Youth Sports Programs and Educational Opportunities. One of the foundation's primary fundraisers is the annual Jevon Kearse Celebrity All-Pro Weekend, which includes a dinner and silent auction on Saturday evening followed by a celebrity softball game on Sunday.
- When Hurricane Charley trampled through South Florida in 2004, The Jevon Kearse Foundation helped distribute non-perishable food and personal hygiene items to almost 400 families.
- Kearse is an avid collector of remote control cars, boats and planes.
- Nicknamed "The Freak" by teammates while at the University of Florida for his combination of power, quickness and intensity, Kearse was clocked at 4.43 seconds in the 40-yard dash, posted a 40-inch vertical jump and possesses an 86-inch wingspan.
- Prior to every game, Kearse says a prayer for his younger brother, Rocky, who died before Jevon made it to the NFL. He paid homage to his younger sibling by tattooing his name inside of a cross on his left shoulder.
- During his career, he has worked with several global companies in various national advertising campaigns, including DirecTV, Sega, Reebok, Pepsi, Gillette and Campbell Soup.
- After two weeks of taking out the trash, peeling shrimp, bagging zucchini, cleaning dishes and serving as a prep cook, Kearse decided to quit his high school job at Red Lobster to pursue other career endeavors.
- Another of Kearse's hobbies is spending time on his fishing boat, a 41-foot Sea Ray complete with a sport fishing package.
- Kearse has two pet turtles, Moe and Joe.

## CAREER HIGHLIGHTS:

**2007 (14/8 – Philadelphia):** In final season in Philadelphia, played in 14 games with eight starts and tallied 25 tackles, 3.5 sacks, one tackle for loss, two quarterback pressures, one pass defended and one fumble recovery. Inactive in two contests (Nov. 18 vs. Miami and Dec. 16 at Dallas).

- At Green Bay (9/9), in first game back since suffering knee injury in 2006, recorded half sack on Packers quarterback Brett Favre and recovered one fumble.

- Against Detroit (9/23), played in 100th NFL game.

- Also notched sacks in 2007 against Giants quarterback Eli Manning (9/30), Jets quarterback Chad Pennington (10/14) and Vikings quarterback Brooks Bollinger (10/28).

**2006 (2/2, 0/0 – Philadelphia):** Started two games before suffering season-ending left ACL injury. Totaled five tackles and 3.5 sacks before being placed on injured reserve.

- Against N.Y. Giants (9/17), posted 2.5 sacks of Eli Manning and one forced fumble. It was his 15th career multi-sack game. However, in overtime, suffered season-ending left ACL injury.

**2005 (15/15 – Philadelphia):** Started 15 games and led Eagles in sacks (7.5) for second consecutive season. Named to *The Sporting News*'s "Top 100 NFL Players" and *Pro Football Weekly*'s "Top 50 NFL Players in the NFL Today."

- At Kansas City (10/2), sacked Trent Green and forced Larry Johnson fumble that was recovered by Eagles and resulted in Eagles touchdown, sparking 31 unanswered points in comeback.

- At N.Y. Giants (11/20), registered 2.5 sacks and pair of forced fumbles against Eli Manning.

- Hit throwing arms of quarterbacks in consecutive weeks, forcing them to throw errant passes into the hands of Brian Dawkins both times. At St. Louis (12/18), forced Ryan Fitzpatrick to throw an interception, and turnover led to a game-winning touchdown. Against N.Y. Giants (12/11), forced Eli Manning to throw an interception.

**2004 (14/14, 3/3 – Philadelphia):** In first season in Philadelphia, helped team advance to Super Bowl XXXIX. Started 14 games and led squad in sacks (7.5) and hurries (21).

- In Eagles debut against N.Y. Giants

(9/12), posted four tackles, two hurries and fumble recovery at Eagles one-yard line on third down, thwarting potential Giants scoring drive.

- Against Minnesota (9/20), registered career-high five hurries of Daunte Culpepper on his way to earning MNF "Co-Horse Trailer Player of the Game."
- At Detroit (9/26), exploded for first three sacks as an Eagle (Joey Harrington), tying career high. Also forced Harrington fumble on second sack.
- Against Baltimore (10/27), sacked Kyle Boller twice and forced him to fumble.
- At New York Giants (11/28), posted first blocked punt of NFL career (Jeff Feagles), earning NFC Special Teams Player of the Week honors. It was Eagles' first blocked punt since Oct. 26, 2003.

**2003 (14/14, 2/2 – Tennessee):** Started 14 games and led Titans in sacks (9.5) for the fourth time, while helping defense rank first in NFL against the run.

- Against Tampa Bay (12/28), recorded first career interception by tipping a Brad Johnson pass and snagging it out of the air.

**2002 (4/1, 2/0 – Tennessee):** Played in four games with one start. Totaled two sacks and 11 tackles.

- Fractured fifth metatarsal in his left foot on second play from scrimmage in season opener against Eagles (9/8) and was inactive for next 12 games.

**2001 (16/16 – Tennessee):** Named to Pro Bowl for third consecutive season after posting 10 sacks, 64 tackles and five forced fumbles.

- Against Jacksonville (11/4), matched career highs with three sacks of Mark Brunell and two forced fumbles.

**2000 (16/16, 1/1 – Tennessee):** Started 16 games at left defensive end and led the team in sacks (11.5) for second consecutive year on his way to a second-straight Pro Bowl. Led team's defensive linemen with 84 tackles.

- Set career high with 14 tackles at Buffalo (9/3).
- Tied career highs with three sacks (Trent Dilfer) and two forced fumbles against Baltimore (11/12).

**1999 (16/16, 4/4 – Tennessee):** Led AFC and set NFL single-season rookie record with career-high 14.5 sacks. Also notched career highs in both tackles (85) and forced fumbles (10). Earned starting nod in Pro Bowl, becoming first rookie defensive end in AFC history to do so and first rookie defensive end overall to do so since Detroit's Al Baker in 1978.

## Franchise Sack Leaders

Player	Years	Career Sacks*
1. Elvin Bethea	1968-83	105.0
2. Ray Childress	1985-95	74.5
3. Jesse Baker	1979-87	66.0
4. William Fuller	1986-93	59.0
5. Sean Jones	1988-93	57.5
6. Robert Brazile	1975-84	48.0
<b>7. Jevon Kearse</b>	<b>1999-03</b>	<b>47.5</b>
8. Ted Washington	1973-82	45.0
9. Curley Culp	1966-72	31.0
Kyle Vanden Bosch	2005-07	31.0

\* Sacks did not become an official NFL statistic until 1982. Kearse is ranked higher (fourth) on the official list from the Elias Sports Bureau.

- Named to numerous All-Pro teams, including AP, Pro Football Weekly and Dr. Z of Sports Illustrated. Named Defensive Rookie of the Year by AP, Football News, Football Digest and Pro Football Weekly/Pro Football Writers Association of America. Earned NFL Rookie of the Month honors in September, November and December 1999. Named NFL Pass Rusher of the Year by NFL Alumni and finished second to Tampa Bay's Warren Sapp in NFL Defensive Player of the Year voting.

- Against Cleveland (9/19), dropped Tim Couch for career-high three sacks, the first sacks of his career.

- At Cincinnati (11/14), recorded two sacks (Jeff Blake) and set career high with two forced fumbles.

- In regular season finale at Pittsburgh (1/2), forced Mike Tomczak fumble and returned it 14 yards for his first career touchdown.

- In AFC Wild Card game against Buffalo (1/8), sacked Rob Johnson twice, was credited for two forced fumbles and also recorded safety in playoff debut.

- In Super Bowl XXXIV against St. Louis (1/30/00), tallied four tackles and two passes defensed.

## COLLEGE:

- Began his career at Florida as a safety before making the move to outside linebacker where he became an All-America selection. Collected 145 tackles, 16.5 sacks, six forced fumbles, one interception, one fumble recovery and 19 pass deflections.

- As a junior in 1998, was a finalist for both the Butkus Award and the Chuck Bednarik college defensive player of the year award, in addition to being named a semifinalist for the Lombardi Award. A two-time All-SEC honoree, also earned SEC All-Freshman honors for the Gators 1996 squad that claimed the National Championship with a win in the Sugar Bowl over Florida State.
- Redshirted in 1995.
- Majored in sociology.

## PERSONAL:

- Single, splits time between Nashville and Pompano Beach, Fla.
- Recorded 96 tackles, six interceptions, four blocked punts and caught 24 passes for 453 yards as senior at North Fort Myers (Fla.) High School. Named *USA Today* and SuperPrep All-America, All-State 5A, District MVP and Area Defensive Player of the Year at strong safety. Returned four

kickoffs for touchdowns during high school career.

- Was National Honor Society member in high school.
- Participated in "NFL Players Week on Wheel of Fortune" during 2004 season. His earnings benefited Boys and Girls Club.
- Provides Reebok football uniforms to youth in Miami and sponsors flag football teams in Ft. Myers area.
- Through his foundation has put together "Back to School" program in Ft. Myers to provide book bags for children in area.
- Made acting debut in Disney Channel series "The Jersey."
- Is a cousin of Tampa Bay Buccaneers cornerback Philip Buchanon and former Florida defensive end Johnnie Church.
- Credits his uncles and his Pop Warner coaches for helping him to become the man he is today.
- Born Jevon Kearse on Sept. 3, 1976 in Ft. Myers, Fla.

## KEARSE GAME-BY-GAME

1999 Tennessee Titans														2001 Tennessee Titans																			
Date	Opp.	W/L	P/S	Total	Asst	Sk	QBP	Int	Yds	PD	FF	FR	SPt	Date	Opp.	W/L	P/S	Total	Asst	Sk	QBP	Int	Yds	PD	FF	FR	SPt						
Sep 12	Cin	W	1/1	7	6	1	0.0	0	0	0	0	0	0	Sep 9	Mia	L	1/1	5	3	2	0.0	1	0	0	0	0	0	0					
Sep 19	Cle	W	1/1	5	4	1	3.0	0	0	0	1	0	0	Sep 23	@ Jax	L	1/1	6	5	1	2.0	1	0	0	0	0	1	0	0				
Sep 26	@ Bal	W	1/1	9	6	3	0.0	1	0	0	0	1	0	Oct 7	@ Bal	L	1/1	2	1	1	0.0	4	0	0	0	1	0	0	0	0			
Oct 3	@ SF	L	1/1	6	4	2	0.0	1	0	0	0	0	0	Oct 14	TB	W	1/1	4	2	2	0.0	4	0	0	0	0	0	0	0	0	0		
Oct 10	Bal	W	1/1	6	2	4	0.0	2	0	0	0	0	0	Oct 21	@ Det	W	1/1	3	2	1	1.0	1	0	0	0	0	0	0	0	0	0	0	
Oct 17	@ NO	W	1/1	4	2	2	0.0	2	0	0	0	1	0	Oct 29	@ Pit	L	1/1	6	3	3	0.0	1	0	0	0	0	0	0	0	0	0	0	
Oct 31	STL	W	1/1	5	5	0	1.0	2	0	0	0	1	0	Nov 4	Jax	W	1/1	4	3	1	3.0	3	0	0	0	2	0	0	0	0	0	0	
Nov 7	@ Mia	L	1/1	8	5	3	0.5	2	0	0	1	1	0	Nov 12	Bal	L	1/1	4	3	1	2.0	2	0	0	0	0	0	0	0	0	0	0	0
Nov 14	@ Cin	W	1/1	5	3	2	2.0	0	0	0	2	2	0	Nov 18	@ Cin	W	1/1	3	3	0	1.0	1	0	0	0	0	0	0	0	0	0	0	0
Nov 21	Pit	W	1/1	3	2	1	1.0	1	0	0	0	0	0	Nov 25	Pit	L	1/1	3	2	1	0.0	1	0	0	0	0	0	0	0	0	0	0	0
Nov 28	@ Cle	W	1/1	6	4	2	1.0	2	0	0	0	1	0	Dec 2	@ Cle	W	1/1	3	1	2	0.0	3	0	0	0	0	0	0	0	0	0	0	0
Dec 5	@ Bal	L	1/1	6	4	2	1.0	2	0	0	1	1	0	Dec 9	@ Min	L	1/1	6	3	3	0.0	1	0	0	0	0	0	0	0	0	0	0	0
Dec 9	Oak	W	1/1	6	6	0	2.0	0	0	0	1	0	0	Dec 16	GB	W	1/1	5	4	1	1.0	3	0	0	0	1	1	0	0	0	0	0	
Dec 19	Atl	W	1/1	4	3	1	1.0	1	0	0	0	0	0	Dec 22	@ Oak	W	1/1	3	0	3	0.0	0	0	0	0	0	0	0	0	0	0	0	0
Dec 26	Jax	W	1/1	3	1	2	1.0	2	0	0	0	0	0	Dec 30	Cle	L	1/1	1	0	1	0.0	0	0	0	0	0	0	0	0	0	0	0	0
Jan 2	@ Pit	W	1/1	2	2	0	1.0	0	0	0	0	1	0	Jan 6	Cin	L	1/1	6	4	2	0.0	1	0	0	1	1	0	0	0	0	0	0	
<b>Totals</b>				<b>16/16</b>	<b>85</b>	<b>59</b>	<b>26</b>	<b>14.5</b>	<b>18</b>	<b>0</b>	<b>0</b>	<b>6</b>	<b>10</b>	<b>1</b>	<b>0</b>			<b>7-9</b>	<b>16/16</b>	<b>64</b>	<b>39</b>	<b>25</b>	<b>10.0</b>	<b>27</b>	<b>0</b>	<b>0</b>	<b>3</b>	<b>5</b>	<b>0</b>	<b>0</b>	<b>0</b>	<b>0</b>	
2000 Tennessee Titans														2002 Tennessee Titans																			
Date	Opp.	W/L	P/S	Total	Asst	Sk	QBP	Int	Yds	PD	FF	FR	SPt	Date	Opp.	W/L	P/S	Total	Asst	Sk	QBP	Int	Yds	PD	FF	FR	SPt						
Sep 3	@ Buf	L	1/1	14	12	2	0.5	1	0	0	0	0	0	Sep 8	Phi	W	1/1	0	0	0	0.0	0	0	0	0	0	0	0	0				
Sep 10	KC	W	1/1	2	1	1	1.0	0	0	0	0	0	0	Sep 15	@ Dal	L	0/0																
Sep 24	@ Pit	W	1/1	8	5	3	0.0	0	0	0	0	0	0	Sep 22	Cle	L	0/0																
Oct 1	NYG	W	1/1	1	1	0	0.0	0	0	0	1	0	0	Sep 29	@ Oak	L	0/0																
Oct 8	@ Cin	W	1/1	3	1	2	0.0	1	0	0	1	0	0	Oct 6	Was	L	0/0																
Oct 16	Jax	W	1/1	3	2	1	0.5	1	0	0	0	0	0	Oct 13	Jax	W	0/0																
Oct 22	@ Bal	W	1/1	5	2	3	1.0	2	0	0	0	1	0	Oct 27	@ Cin	W	0/0																
Oct 30	@ Was	W	1/1	6	3	3	0.0	2	0	0	0	0	0	Nov 3	@ Ind	W	0/0																
Nov 5	Pit	W	1/1	2	1	1	0.0	2	0	0	0	0	0	Nov 10	Hou	W	0/0																
Nov 12	Bal	L	1/1	8	6	2	3.0	1	0	0	1	2	0	Nov 17	Pit	W	0/0																
Nov 19	Cle	W	1/1	5	3	2	1.0	4	0	0	0	0	0	Nov 24	@ Bal	L	0/0																
Nov 26	@ Jax	L	1/1	5	4	1	0.0	1	0	0	2	0	0	Dec 1	@ NYG	W	0/0																
Dec 3	@ Phi	W	1/1	9	4	5	1.0	1	0	0	0	0	0	Dec 8	Ind	W	0/0																
Dec 10	Cin	W	1/1	3	2	1	1.5	2	0	0	0	0	0	Dec 16	NE	W	1/0	2	0	2	0.0	1	0	0	0	0	0	0	0	0	0	0	0
Dec 17	@ Cle	W	1/1	4	2	2	1.0	0	0	0	1	1	0	Dec 22	@ Jax	W	1/0	6	4	2	2.0	1	0	0	0	0	0	0	0	0	0	0	
Dec 25	Dal	W	1/1	6	4	2	1.0	1	0	0	0	0	0	Dec 29	@ Hou	W	1/0	3	2	1	0.0	2	0	0	0	0	0	0	0	0	0	0	0
<b>Totals</b>				<b>13-3</b>	<b>16/16</b>	<b>84</b>	<b>53</b>	<b>31</b>	<b>11.5</b>	<b>19</b>	<b>0</b>	<b>0</b>	<b>6</b>	<b>4</b>	<b>0</b>			<b>11-5</b>	<b>4/1</b>	<b>11</b>	<b>6</b>	<b>5</b>	<b>2.0</b>	<b>4</b>	<b>0</b>	<b>0</b>	<b>0</b>	<b>0</b>	<b>0</b>	<b>0</b>	<b>0</b>	<b>0</b>	
2000 Tennessee Titans														2002 Tennessee Titans																			
Date	Opp.	W/L	P/S	Total	Asst	Sk	QBP	Int	Yds	PD	FF	FR	SPt	Date	Opp.	W/L	P/S	Total	Asst	Sk	QBP	Int	Yds	PD	FF	FR	SPt						
Jan 7	Bal	L	1/1	2	2	0	0.0	0	0	0	0	0	0	Jan 11	Pit	W	1/0	2	1	1	0.0	0	0	0	0	0	0	0	0				
<b>Totals</b>				<b>0-1</b>	<b>1/1</b>	<b>2</b>	<b>2</b>	<b>0</b>	<b>0.0</b>	<b>0</b>	<b>0</b>	<b>0</b>	<b>0</b>	Jan 19	@ Oak	L	1/0	1	1	0	0.0	1	0	0	0	0	0	0	0				

KEARSE GAME-BY-GAME

2003 Tennessee Titans														2005 Philadelphia Eagles																					
Date	Opp.	W/L	P/S	Tot	Solo	Asst	Sk	QBP	Int	Yds	PD	FF	FR	SpT	Date	Opp.	W/L	P/S	Tot	Solo	Asst	Sk	QBP	Int	Yds	PD	FF	FR	SpT						
Sep 7	@ Oak	W	1/1	3	3	0	1.0	1	0	0	0	0	0	0	Sep 12	@ Atl	L	1/1	4	2	2	0.0	0	0	0	0	0								
Sep 14	@ Ind	L	1/1	10	5	5	0.5	2	0	0	0	0	0	0	Sep 18	@ SF	W	1/1	5	5	0	0.0	3	0	0	0	0								
Sep 21	@ NO	W	1/1	3	2	1	0.0	1	0	0	0	0	0	0	Sep 25	@ Oak	W	1/1	3	0	3	0.0	2	0	0	0	0								
Sep 28	@ Pit	W	1/1	6	4	2	1.0	2	0	0	0	0	0	0	Oct 2	@ KC	W	1/1	2	2	0	1.0	0	0	0	1	1								
Oct 5	@ NE	L	1/1	4	3	1	2.0	0	0	0	0	1	0	0	Oct 9	@ Dal	L	1/1	2	0	2	0.0	2	0	0	0	0								
Oct 12	@ Hou	W	1/1	2	1	1	1.0	4	0	0	0	0	0	0	Oct 23	@ SD	W	1/1	1	1	0	1.0	2	0	0	1	0								
Oct 19	@ Car	W	1/1	6	4	2	1.0	2	0	0	0	1	0	0	Oct 30	@ Den	L	1/1	1	1	0	1.0	1	0	0	0	0								
Oct 26	@ Jax	W	1/1	4	2	2	1.0	1	0	0	0	1	0	0	Nov 6	@ Was	L	1/1	5	4	1	1.0	0	0	0	0	0								
Nov 9	@ Mia	W	1/1	9	6	3	2.0	1	0	0	0	1	0	0	Nov 14	@ Dal	L	1/1	7	2	5	0.0	1	0	0	0	0								
Nov 16	@ Jax	W	1/1	1	1	0	0.0	0	0	0	0	0	0	0	Nov 20	@ NYG	L	1/1	7	6	1	2.5	1	0	0	1	2								
Nov 23	@ Atl	W	0/0											Nov 27	@ GB	W	1/1	9	8	1	0.0	0	0	1	0	0									
Dec 1	@ NYJ	L	0/0											Dec 5	@ Sea	L	1/1	3	2	1	0.0	1	0	0	0	0									
Dec 7	@ Ind	L	1/1	3	0	3	0.0	1	0	0	0	0	0	0	Dec 11	@ NYG	L	1/1	4	2	2	0.0	2	0	0	0	0								
Dec 14	@ Buf	W	1/1	7	2	5	0.0	2	0	0	0	0	0	0	Dec 18	@ STL	W	1/1	5	3	2	0.0	3	0	1	0	0								
Dec 21	@ Hou	W	1/1	4	3	1	0.0	0	0	0	0	0	0	0	Dec 24	@ Ari	L	1/1	2	1	1	1.0	0	0	1	0	0								
Dec 28	@ TB	W	1/1	5	4	1	0.0	2	1	0	1	0	0	0	Jan 1	@ Was	L	0/0																	
Totals				124	14/14	67	40	27	9.5	19	1	0	1	4	0	0	Totals				6-10	15/15	60	39	21	7.5	18	0	0	6	3	0	0		
Playoffs														2006 Philadelphia Eagles																					
Jan 3	@ Bal	W	1/1	3	2	1	0.0	0	0	0	0	0	0	0	Jan 3	@ Hou	W	1/1	2	1	1	1.0	2	0	0	0	0	0	0	0	0	0			
Jan 10	@ NE	L	1/1	5	3	2	0.0	0	0	0	0	0	0	0	Sep 17	@ NYG	L	1/1	3	3	0	2.5	1	0	0	0	1	0	0	0	0	0			
Totals				1-1	2/2	8	5	3	0.0	0	0	0	0	0	Was placed on the Injured Reserve list on 9/19 with a knee injury																				
2004 Philadelphia Eagles														2007 Philadelphia Eagles																					
Date	Opp.	W/L	P/S	Tot	Solo	Asst	Sk	QBP	Int	Yds	PD	FF	FR	SpT	Date	Opp.	W/L	P/S	Tot	Solo	Asst	Sk	QBP	Int	Yds	PD	FF	FR	SpT						
Sep 12	@ NYG	W	1/1	4	2	2	0.0	2	0	0	0	0	0	1	0	Sep 9	@ GB	L	1/1	3	1	2	0.5	1	0	0	0	0	1	0	0				
Sep 20	@ Min	W	1/1	3	2	1	0.0	5	0	0	0	0	0	0	0	Sep 17	@ Was	L	1/1	5	2	3	0.0	0	0	0	0	0	0	0	0	0			
Sep 26	@ Det	W	1/1	5	4	1	3.0	2	0	0	0	0	1	0	0	Sep 23	@ Det	W	1/1	1	0	1	0.0	1	0	0	0	0	0	0	0	0	0		
Oct 3	@ Chi	W	1/1	3	1	2	0.0	1	0	0	0	0	0	0	0	Sep 30	@ NYG	L	1/1	4	3	1	1.0	0	0	0	0	0	0	0	0	0	0		
Oct 17	@ Car	W	1/1	1	1	0	0.0	3	0	0	1	0	0	0	0	Oct 14	@ NYJ	W	1/1	6	2	4	1.0	0	0	0	0	0	0	0	0	0	0		
Oct 24	@ Cle	W	1/1	5	3	2	1.0	1	0	0	0	0	0	0	0	Oct 21	@ Chi	L	1/1	3	2	4	3	0.0	0	0	0	1	0	0	0	0	0		
Oct 31	@ Bal	W	1/1	3	3	0	2.0	0	0	0	0	0	1	0	0	Oct 28	@ Min	W	1/1	2	1	1	1.0	0	0	0	0	0	0	0	0	0	0		
Nov 7	@ Pit	L	1/1	1	0	1	0.0	1	0	0	0	0	0	0	0	Nov 4	@ Dal	L	1/1	0	0	0	0.0	0	0	0	0	0	0	0	0	0	0		
Nov 15	@ Dal	W	1/1	2	1	1	0.0	0	0	0	2	0	0	0	0	Nov 11	@ Was	W	1/0	1	0	1	0.0	0	0	0	0	0	0	0	0	0	0		
Nov 21	@ Was	W	1/1	5	2	3	1.0	1	0	0	0	0	0	0	0	Nov 18	@ Mia	W	0/0																
Nov 28	@ NYG	W	1/1	1	1	0	0.5	0	0	0	1	0	0	0	0	Nov 25	@ NE	L	1/0	0	0	0	0.0	0	0	0	0	0	0	0	0	0	0	0	
Dec 5	@ GB	W	1/1	0	0	0	0.0	1	0	0	0	0	0	0	0	Dec 2	@ Sea	L	1/0	0	0	0	0.0	0	0	0	0	0	0	0	0	0	0	0	
Dec 12	@ Was	W	1/1	8	4	4	0.0	3	0	0	1	0	0	0	0	Dec 9	@ NYG	L	1/0	0	0	0	0.0	0	0	0	0	0	0	0	0	0	0	0	0
Dec 19	@ Dal	W	1/1	2	0	2	0.0	1	0	0	1	0	0	0	0	Dec 16	@ Dal	W	0/0																
Dec 27	@ STL	L	0/0												Dec 23	@ NO	W	1/0	0	0	0	0.0	0	0	0	0	0	0	0	0	0	0	0		
Jan 2	@ Cin	L	0/0												Dec 30	@ Buf	W	1/0	0	0	0	0.0	0	0	0	0	0	0	0	0	0	0	0	0	
Totals				13-3	14/14	43	24	19	7.5	21	0	0	6	2	1	0	Totals				8-8	14/8	25	9	16	3.5	2	0	0	1	0	1	0		
Playoffs														2007 Philadelphia Eagles																					
Jan 16	@ Min	W	1/1	5	1	4	1.0	0	0	0	3	0	0	0	0	Jan 16	@ Min	W	1/1	5	1	4	1.0	0	0	0	3	0	0	0	0	0	0	0	
Jan 23	@ Atl	W	1/1	2	2	0	1.0	0	0	0	0	0	0	0	0	Jan 23	@ Atl	W	1/1	2	2	0	1.0	0	0	0	0	0	0	0	0	0	0	0	0
Feb 6	@ NE	L	1/1	2	1	1	0.0	0	0	0	0	0	0	0	0	Feb 6	@ NE	L	1/1	2	1	1	0.0	0	0	0	0	0	0	0	0	0	0	0	0
Totals				2-1	3/3	9	4	5	2.0	0	0	0	3	0	0	Totals				8-8	14/8	25	9	16	3.5	2	0	0	1	0	1	0	0		

Jevon Kearse's NFL Statistics

Year	Team	TACKLES						INTERCEPTIONS				FUMBLES					
		GP	GS	Tot	Solo	Asst	Sk	Yds	No	Yds	Lg	TD	PD	FF	FR	Yds	SpT
1999	Tennessee	16	16	85	59	26	14.5	66.5	0	0	0	0	6	10	1	14	0
2000	Tennessee	16	16	84	53	31	11.5	55.5	0	0	0	0	6	4	0	0	0
2001	Tennessee	16	6	64	39	25	10.0	65.0	0	0	0	0	3	5	0	0	0
2002	Tennessee	4	1	11	6	5	2.0	6.0	0	0	0	0	0	0	0	0	0
2003	Tennessee	14	14	67	40	27	9.5	55.5	1	0	0	0	1	4	0	0	0
2004	Philadelphia	14	14	43	24	19	7.5	28.5	0	0	0	0	6	2	1	0	0
2005	Philadelphia	15	15	60	39	21	7.5	25.0	0	0	0	0	6	3	0	0	0
2006	Philadelphia	2	2	5	4	1	3.5	30.5	0	0	0	0	0	1	0	0	0
2007	Philadelphia	14	8	25	9	16	3.5	16.0	0	0	0	0	1	0	1	0	0
NFL Totals		111	102	444	273	171	69.5	348.5	1	0	0	0	29	29	3	14	0
PLAYOFFS																	
Year	Team	GP	GS	Tot	Solo	Asst	Sk	Yds	No	Yds	Lg	TD	PD	FF	FR	Yds	SpT
1999	Tennessee	4	4	13	10	3	2.0	17.0	0	0	0	0	5	2	1	0	0
2000	Tennessee	1	1	2	0	2	0.0	0.0	0	0	0	0	0	0	0	0	0
2002	Tennessee	2	0	3	2	1	0.0	0.0	0	0	0	0	0	0	0	0	0
2003	Tennessee	2	2	8	5	3	0.0	0.0	0	0	0	0	0	0	0	0	0
2004	Philadelphia	3	3	9	4	5	2.0	25.0	0	0	0	0	3	0	0	0	0
2006	Philadelphia	0	0	0	0	0	0.0	0.0	0	0	0	0	0	0	0	0	0
Totals		12	10	35	21	14	4.0	42.0	0	0	0	0	8	2	1	0	0
Single-Game Highs																	
Tackles – 14 at Buffalo (9/3/00)																	
Sacks – 3.0 (four times, last at Detroit 9/26/04)																	
Forced Fumbles – 2 (four times, last at NYG 11/20/05)																	
Additional Career Statistics																	
Touchdowns – 1 at Pittsburgh (1/2/00)																	
Blocked Punt – 1 at NYG (11/28/04, P Jeff Feagles)																	
Interceptions – 1 vs. T.B. (12/28/03, QB Brad Johnson)																	

Front Office

Coaching Staff

Kearse

Rookies

2007 Season

Records

History

Playoff History

Sidelines

# 30



## Eric KING



### CORNERBACK

**5'10" • 185 lbs. • Born: 5.10.82 • Exp. (NFL/Titans): 4/3 • W (Buf) – 2006 • Wake Forest  
2007 GP/GS: 15/1 (Playoffs 0/0) • Career GP/GS: 42/2 (Playoffs 0/0) • Owings Mills, MD**

**PRO:** A hard-working, aggressive player, Eric King is a valuable special teams contributor that also can excel at cornerback. Entering his fourth NFL season in 2008, he hopes to gain more playing time in the defensive backfield. His three-year totals include 42 games, two starts, 50 tackles (35 solo) and 21 stops on special teams. In 2007, the former Wake Forest standout appeared in 15 games with one start and notched seven tackles (5 solo), including a tackle for loss. He also tied for third on the squad with 11 special teams tackles. King was claimed by the Titans off waivers from the Buffalo Bills on Sept. 3, 2006. In his first season as a special teams player and reserve cornerback for Tennessee, he played in a total of 11 games and contributed five special teams tackles. As a rookie with the Bills in 2005, he played in all 16 games with one start and posted 43 tackles (30 solo). Waived from Buffalo on Sept. 2, 2006, King originally was drafted by the Bills in the fifth round (156th overall) of the 2005 NFL Draft.

#### TITANS TIDBITS:

- King's father, Eric Sr., played professional basketball in Venezuela before Eric was born. Eric Sr. helped the Coppin State basketball team win the NAIA National Championship in 1976.
- Prior to college, King tattooed his arm with the slogan "Against All Odds," a reminder to him of what he had to overcome through high school to be successful.
- King believes in the motto "if you look good, you play good." For each practice he wears different colored socks that match the rest of his gear. He has different themes for specific weeks, but the majority of the time the sock color is based on how he is currently feeling.

#### CAREER HIGHLIGHTS:

**2007 (15/1, 0/0 - Tennessee):** Saw action in 15 games with one start at cornerback before being placed on injured reserve on

Dec. 26, 2007. Collected seven tackles, including a tackle for loss. Tied for third on the team with 11 special teams tackles. Tied for the team lead in special teams tackles three times in 2007 (at DEN, vs. HST, vs. SD).

- Against Houston (12/2), tied for the team lead with two solo special teams tackles in the Titans' 28-20 victory. Supplied a key hit on Jacoby Jones allowing Donnie Nickey to recover the loose ball during a Texans' punt return in the fourth quarter.
- At Kansas City (12/16), saw limited action as the nickel back and notched two tackles in the Titans' 26-17 road victory. Hit Eddie Drummond after he muffed a punt allowing Vincent Fuller to recover the fumble at the Kansas City 21-yard line in the second quarter. Registered a solo special teams tackle on coverage units.
- Against N.Y. Jets (12/23), started at cornerback as the Titans opened the game in a nickel package. Registered five solo tackles, including a tackle for loss in the Titans' 10-6 win. Suffered an arm injury during the game and was later placed on injured reserve.

**2006 (11/0 - Tennessee):** Played in 11 games in his first season with Titans. Saw action primarily on special teams and totaled five special teams tackles. Lined up in a limited role in defensive backfield. Was inactive five games (9/10 vs. N.Y. Jets, 10/1 vs. Dallas, 10/15 at Washington, 11/12 vs. Baltimore and 12/17 vs. Jacksonville).

**2005 (16/1 - Buffalo):** Played in all 16 games and started one game as rookie with Bills. A contributor in nickel situations, King registered 43 tackles (30 solo) and five passes defended. Also posted five solo tackles for the special teams unit.

- At New Orleans (10/2), posted the first tackle of his NFL career.
- At Miami (12/4), posted career-high 11 tackles, including one for a loss, a pass breakup and a solo tackle on special teams.
- Made first career start vs. New England (12/11) and notched seven tackles and a pass breakup.

**COLLEGE:**

- While at Wake Forest, started 42 of 46 games, recorded 217 tackles (175 solo) with two sacks and 11 stops for losses of 47 yards. Returned seven interceptions for 143 yards and deflected 39 passes, while also recovering six fumbles.
- As senior, earned second-team All-Atlantic Coast Conference honors when he registered 40 tackles (29 solo) with two sacks, six stops for losses and 11 pass deflections.
- As junior, became the school's first defensive back since 1987 to earn first-team All-ACC honors, registering 59 tackles (49 solo) and led the conference with 18 passes defensed (15 pass breakups, three interceptions) while also recovering three fumbles.
- Graduated with degree in communications.

**PERSONAL:**

- Engaged to Stacey Pettiford, splits time between Nashville and Owings Mills, Md.
- Has one daughter, Saniyah (1).
- A multi-sport standout at McDonogh (Woodstock, Md.) High School, where he played defensive back for the Eagles, earning first-team all-state, all-metro and all-county honors.
- Was a part of six conference championship teams – three in football and three in basketball.
- Was local private school track champion in both 100-meter and long jump events.
- List of favorites: (movie) "Braveheart"; (TV show) "The Wire"; (actor) Denzel Washington; (actress) Eva Mendez; (music artists) Lil' Wayne and R. Kelly; (sports team other than Titans) Boston Red Sox; (vacation getaways) Dominican Republic and Italy; (video game) Madden NFL Football; and (school subject) theatre class at Wake Forest.
- Born Eric David King Jr., on May 10, 1982 in Baltimore, Md.

**KING GAME-BY-GAME**

2005 Buffalo Bills													
Date	Opp	W/L	P/S	Tot Solo	Sk	QB	TFL	Int	Yds	PD	FF	FR SpT	
Sept 11	Hou	W	1/0	0	0	0.0	0	-	0	0	0	0	
Sept 18	@ TB	L	1/0	0	0	0.0	0	-	0	0	0	0	
Sept 25	Atl	L	1/0	0	0	0.0	0	-	0	0	0	0	
Oct 2	@ NO	L	1/0	1	1	0.0	0	-	0	0	0	0	
Oct 9	Mia	W	1/0	3	2	0.0	0	-	0	0	0	0	
Oct 16	NYJ	W	1/0	0	0	0.0	0	-	0	0	0	1	
Oct 23	@ Oak	L	1/0	3	3	0.0	0	-	0	0	0	2	
Oct 30	@ NE	L	1/0	0	0	0.0	0	-	0	0	0	0	
Nov 13	KC	W	1/0	4	3	0.0	0	-	0	1	0	0	
Nov 20	@ SD	L	1/0	4	2	0.0	0	-	0	0	0	0	
Nov 27	Car	L	1/0	4	3	0.0	0	-	0	1	0	1	
Dec 4	@ Mia	L	1/0	11	7	0.0	0	-	0	1	0	1	
Dec 11	NE	L	1/1	7	4	0.0	0	-	0	1	0	0	
Dec 17	Den	L	1/0	1	1	0.0	0	-	0	0	0	0	
Dec 24	@ Cin	W	1/0	4	3	0.0	0	-	0	0	0	0	
Jan 1	@ NYJ	L	1/0	1	1	0.0	0	-	0	0	0	0	
<b>Totals</b>			<b>5-11</b>	<b>16/1</b>	<b>43</b>	<b>30</b>	<b>0.0</b>	<b>0</b>	<b>-</b>	<b>0</b>	<b>4</b>	<b>0</b>	<b>5</b>

2006 Tennessee Titans												
Date	Opp	W/L	P/S	Tot Solo	Sk	QB	TFL	Int	Yds	PD	FF	FR SpT
Sept 10	NYJ	L				INACTIVE						
Sept 17	@ SD	L	1/0	0	0	0.0	0	0	0	0	0	0
Sept 24	@ Mia	L	1/0	0	0	0.0	0	0	0	0	0	1
Oct 1	Dal	L				INACTIVE						
Oct 8	@ Ind	L	1/0	0	0	0.0	0	0	0	0	0	0
Oct 15	Was	W				INACTIVE						
Oct 29	Hou	W	1/0	0	0	0.0	0	0	0	0	0	0
Nov 5	@ Jax	L	1/0	0	0	0.0	0	0	0	0	0	0
Nov 12	Bal	L				INACTIVE						
Nov 19	@ Phi	W	1/0	0	0	0.0	0	0	0	0	0	0
Nov 26	NYG	W	1/0	0	0	0.0	0	0	0	0	0	0
Dec 3	Ind	W	1/0	0	0	0.0	0	0	0	0	0	1
Dec 10	@ Hou	W	1/0	0	0	0.0	0	0	0	0	0	2
Dec 17	Jax	W				INACTIVE						
Dec 24	@ Buf	W	1/0	0	0	0.0	0	0	0	0	0	0
Dec 31	NE	L	1/0	0	0	0.0	0	0	0	0	0	1
<b>Totals</b>			<b>8-8</b>	<b>11/0</b>	<b>0</b>	<b>0</b>	<b>0.0</b>	<b>0</b>	<b>0</b>	<b>0</b>	<b>0</b>	<b>5</b>

2007 Tennessee Titans													
Date	Opp	W/L	P/S	Tot Solo	Sk	QB	TFL	Int	Yds	PD	FF	FR SpT	
Sept 9	@ Jax	W	1/0	0	0	0.0	0	0	0	0	0	0	
Sept 16	Ind	L	1/0	0	0	0.0	0	0	0	0	0	1	
Sept 24	@ NO	W	1/0	0	0	0.0	0	0	0	0	0	0	
Oct 7	Atl	W	1/0	0	0	0.0	0	0	0	0	0	0	
Oct 14	@ TB	L	1/0	0	0	0.0	0	0	0	0	0	1	
Oct 21	@ Hou	W	1/0	0	0	0.0	0	0	0	0	0	1	
Oct 28	Oak	W	1/0	0	0	0.0	0	0	0	0	0	1	
Nov 4	Car	W	1/0	0	0	0.0	0	0	0	0	0	1	
Nov 11	Jax	L	1/0	0	0	0.0	0	0	0	0	0	1	
Nov 19	@ Den	L	1/0	0	0	0.0	0	0	0	0	0	1	
Nov 25	@ Cin	L	1/0	0	0	0.0	0	0	0	0	0	0	
Dec 2	Hou	W	1/0	0	0	0.0	0	0	0	0	0	2	
Dec 9	SD	L	1/0	0	0	0.0	0	0	0	0	0	1	
Dec 16	@ KC	W	1/0	2	0	0.0	0	0	0	0	0	1	
Dec 23	NYJ	W	1/1	5	5	0.0	0	1	0	0	0	0	
Dec 30	@ Ind	W				PLACED ON INJURED RESERVE 12/26/07							
<b>Totals</b>			<b>10-6</b>	<b>15/1</b>	<b>7</b>	<b>5</b>	<b>0.0</b>	<b>1</b>	<b>0</b>	<b>1</b>	<b>0</b>	<b>0</b>	<b>11</b>

Playoffs													
Date	Opp	W/L	P/S	Tot Solo	Sk	QB	TFL	Int	Yds	PD	FF	FR SpT	
Jan 6	@ SD	L				INJURED RESERVE							
<b>Totals</b>			<b>0-1</b>	<b>0/0</b>	<b>0</b>	<b>0</b>	<b>0.0</b>	<b>0</b>	<b>0</b>	<b>0</b>	<b>0</b>	<b>0</b>	<b>0</b>

**Eric King's NFL Statistics**

Year	Team	TACKLES							INTERCEPTIONS					FUMBLES			
		GP	GS	Tot	Solo	Asst	Sk	Yds	No	Yds	Lg	TD	PD	FF	FR	Yds	SpT
2005	Buffalo	16	1	43	30	13	0.0	0.0	0	0	0	0	4	0	0	0	5
2006	Tennessee	11	0	0	0	0	0.0	0.0	0	0	0	0	0	0	0	0	0
2007	Tennessee	15	1	7	5	2	0.0	0.0	0	0	0	0	0	0	0	0	11
<b>NFL Totals</b>		<b>42</b>	<b>2</b>	<b>50</b>	<b>35</b>	<b>15</b>	<b>0.0</b>	<b>0.0</b>	<b>0</b>	<b>0</b>	<b>0</b>	<b>0</b>	<b>4</b>	<b>0</b>	<b>0</b>	<b>0</b>	<b>21</b>

**Single-Game Highs**

Tackles - 11 at Miami (12/4/05)  
 Special Teams Tackles - 2 (three times, last vs. Houston 12/2/07)

Front Office

Coaching Staff

King

Rookies

2007 Season

Records

History

Playoff History

Sidelines



70



Daniel  
LOPER



OFFENSIVE TACKLE

6'6" • 320 lbs. • Born: 1.15.82 • Exp. (NFL/Titans): 4/4 • D5b – 2005 • Texas Tech  
2007 GP/GS: 16/0 (Playoffs 1/1) • Career GP/GS: 24/0 (Playoffs 1/1) • Houston, TX

**PRO:** Daniel Loper is a versatile offensive lineman that can rotate between guard and tackle. In 2007, the fourth-year veteran played in all 16 games primarily on special teams. He saw significant action in a reserve role at right guard in the regular season finale at Indianapolis (12/30) after Benji Olson left the game with an injury. The following week, the Texas Tech product made his first career NFL start at right guard in the Wild Card playoffs at San Diego (1/6). In 2006, Loper played in eight contests serving as a reserve on the offensive line and a key blocker for the Titans special teams unit before being sidelined for the season with a lacerated spleen. On kickoff returns, Loper served on a special teams unit that posted a franchise record 1,835 return yards. As a rookie in 2005, he was inactive 15 contests and did not play in one game. His selection in the fifth round (150th overall) of the 2005 NFL Draft was obtained in a trade with the Kansas City Chiefs for defensive end Carlos Hall.

**TITANS TIDBITS:**

- Growing up in Houston, Loper was a huge "Luv Ya Blue" Oilers fan, but when the franchise left for Tennessee the team didn't leave his heart. He still followed the team after their departure and is excited about playing for the Titans.
- In April of 2006, Loper and his wife, Jennifer, were in the process of transitioning from their Gallatin home in the Woodhaven subdivision to their new home in Hendersonville when a tornado struck and damaged more than 1,000 homes in Sumner County. Their house in Gallatin was fine, but the neighborhood was severely damaged. After seeing the damage firsthand, Loper and his wife quickly finished packing up their belongings and let a family from down the street whose house was destroyed move in to the house that they were vacating.

- At 6-6, 320 pounds Loper has other athletic talents outside of football. In high school he was a pitcher that hurled 92 mph fastballs at opposing hitters and he also has the technique to glide a bowling ball for a career-high score of 276 while carrying an average above 200.
- Being a former high school baseball player, Loper had to implement some superstitions into his football routine. He always puts his equipment on from left to right and he has an order that he follows in putting on the different pads before every practice and game. Loper also listens to artist Matt Warren as he prepares for the game.
- After his football career Loper would like to use his humorous personality and pursue acting.

**CAREER HIGHLIGHTS:**

- 2007 (16/0, 1/1):** Played in all 16 games primarily on special teams. Made his first career NFL start at right guard in the Wild Card playoffs at San Diego (1/6).
- At Kansas City (12/16), played in a reserve role at right guard after Benji Olson left the game briefly with an injury. Part of an offensive line that opened holes for Titans' ball carriers to gain 148 yards on 36 carries in the Titans' 26-17 road victory.
- At Indianapolis (12/30), saw significant action in a reserve role at right guard after Benji Olson left the game in the second half. Part of an offensive line that opened holes and provided protection allowing the offense to gain 356 total yards in the Titans' 16-10 playoff-clinching victory.
- In AFC Wild Card Game at San Diego (1/6), made his first career NFL start at right guard and was a member of an offensive front that opened holes for Titans' ball carriers to gain 119 rushing yards.
- 2006 (8/0):** Played in eight games mostly on special teams before being placed on injured reserve Nov. 7 after lacerating his spleen at Jacksonville (11/5).

- At Miami (9/24), saw limited action at left guard due to a Eugene Amano injury.
- Against Dallas (10/1), played in a reserve role at left guard.

**2005 (0/0):** Loper was inactive 15 games and did not play at Cleveland (11/6), during his rookie campaign.

**COLLEGE:**

- At Texas Tech, Loper started 44 games. As senior, earned second-team All-Big 12 and ESPN.com All-Bowl Team honors, while blocking for quarterback Sonny Cumbie who led country in passing. Opened holes for an offense that rushed for 1,104 yards and 23 touchdowns.
- As junior, earned second-team All-Big 12 by coaches and third-team All-Big 12 from *Associated Press*, while anchoring offensive line for the nation's top ranked pass offense. Offensive line allowed only 25 sacks which was an improvement from 46 in 2002.
- As sophomore, named All-Big 12 Coaches third team, while starting in all 14 games and protected Kliff Kingsbury who set NCAA Records for 712 single season pass attempts and 479 single-season pass completions. Offense set school record for single season points per game by averaging 38.4 points in 14 games.
- As redshirt freshman, started five games and was contributor to success of Kliff Kingsbury who threw for 3,502 yards.
- Graduated with Exercise and Sports Science degree in December 2004.

**PERSONAL:**

- Married to Jennifer, couple resides in Hendersonville, Tenn.

- Earned All-conference as senior and sophomore, while playing tight end at Episcopal (Houston, Texas) High School.
- Played pitcher and first base on baseball team and starting center on basketball team while in high school.
- Father Robert Loper played safety at Rice University and uncle Doug Cunningham played wide receiver with Minnesota Vikings and Rice University.
- Loper supports Garth Brooks' charitable foundation, Junior Diabetes Research Foundation (JDRF) and has participated on Titans Caravan.
- Hobbies include watching movies, golfing and bowling. Also, is an avid "Guitar Hero" player.
- List of favorites: (movie) "Anchorman"; (TV show) "Simpsons"; (music artists) Bob Dylan, Bruce Springsteen and Matt Warren; (sports team) Houston Astros; (video game) Medal of Honor; (school subject) History; (food) Italian; (actor) Shia LaBeouf; and (vacation spot) St. Lucia Island.
- Born Daniel Robert Loper on Jan. 15, 1982 in Houston, Texas.

**Loper's NFL Statistics**

Year	Team	GP	GS
2005	Tennessee	0	0
2006	Tennessee	8	0
2007	Tennessee	16	0
<b>NFL Totals</b>		<b>24</b>	<b>0</b>



**PLAYOFFS**

Year	Team	GP	GS
2007	Tennessee	1	1
<b>Playoff Totals</b>		<b>1</b>	<b>1</b>

37



Calvin LOWRY



SAFETY

5'11" • 200 lbs. • Born: 2.13.83 • Exp. (NFL/Titans): 3/3 • D4a – 2006 • Penn State  
2007 GP/GS: 16/11 (Playoffs 1/1) • Career GP/GS: 32/11 (Playoffs 1/1) • Fayetteville, NC

**PRO:** In two seasons contributing in the defensive backfield and on special teams, Titans safety Calvin Lowry has maintained the reputation he built at Penn State as a thunderous hitter. He played in all 32 games with 11 starts during his first two

seasons, providing solid contributions both on special teams and in the defensive backfield. His career statistics include 62 tackles, two interceptions, 12 passes defensed and 19 special teams stops. He gained all 11 of his starts in 2007, acquiring experi-

ence at free safety in the beginning of the season and closing the year at strong safety. As a rookie, Lowry tied for fourth on the club with 15 special teams tackles. In pre-draft workouts, he ran a 4.49-second 40-yard dash, bench pressed 225 pounds 15 times and recorded a 36-inch vertical jump. He was selected by the Titans with the team's first of two selections in the fourth round (102nd overall) in the 2006 NFL Draft.

## TITANS TIDBITS:

- His father, Michael, retired from the U.S. Army after a distinguished career of more than 20 years. In addition to his service within the United States, Michael served two tours in Korea and participated in Operation Desert Storm.
- Lowry worked diligently to finish his degree from Penn State through online courses and graduated in December 2007. He majored in criminal justice with a minor in business management.
- He has an excellent connection to the athletic shoe industry. His wife, Rashanna Moss, works for Nike in Oregon as a marketing sales rep. The two met during their time at Penn State.

## CAREER HIGHLIGHTS:

**2007 (16/11, 1/1):** Played in all 16 regular season games with 11 starts. Started first six games at free safety and started final five regular season games and playoff game at strong safety. Totaled 61 tackles, two interceptions, 10 passes defended and four stops on special teams. Tied for the team lead in passes defended four times (vs. IND, at HST, at CIN, at IND).

- At Jacksonville (9/9), registered first career start at free safety and notched three tackles.
- At Cincinnati (11/25), filled in at safety after Chris Hope left game with injury. Registered career-high eight tackles and collected first career interception on a tipped ball from Carson Palmer. Returned opening kickoff 15 yards.
- Against San Diego (12/9), tallied five tackles and intercepted short pass by Billy Volek over the middle intended for LaDainian Tomlinson.

**2006 (16/0):** Played in all 16 games, primarily on special teams. Tied for fourth on team with 15 special teams tackles and added one tackle on defense.

- At Miami (9/24), recorded team-high three special teams tackles with one forced fumble. Forced Wes Walker fumble on punt return that was recovered by Titans.

- At Philadelphia (11/19), saw action at safety and recorded first career tackle and one pass defended in win. Also tied for team high with two special teams tackles.

## COLLEGE:

- In 39 career games at Penn State, earned 26 starts and totaled 163 tackles, nine interceptions, four recovered fumbles and two sacks. As return specialist, 812 punt return yards (86 returns) ranked third on school's list, while his 340 punt return yards as senior ranked ninth on season-record chart. Contributed 300 yards on 16 kickoff returns.
- As senior, was defensive leader for team that won Orange Bowl against Florida St. Started all 12 games at strong safety and ranked third on team with 79 total tackles. Also tied career high with four interceptions and added one sack, 1.5 tackles for loss, one forced fumble and 32 punt returns for career-best 10.6-yard average (340 total yards). Named All-Big Ten by league's coaches and second-team All-Big Ten by media.
- As junior, played all 11 games with 10 starts in first season as starting strong safety. Ranked seventh on squad with 50 tackles, led team with four fumble recoveries and added four interceptions (tied for team lead) and one sack.
- Majored in criminal justice with minor in business management.

## PERSONAL:

- Married to Rashanna (July 2008), splits time between Nashville and Fayetteville, N.C.
- Selected All-Region and All-Conference on offense and defense his junior and senior seasons at Douglas Byrd (Fayetteville, N.C.) High School. Two-time team captain earned team MVP honors as senior, posting 51 catches for 900 yards and 16 touchdowns as a receiver and 80 tackles and seven interceptions as safety.
- Also competed as sprinter on track and field team.
- Participated in Tony Brown's Believe to Achieve Celebrity Basketball Game, David Thornton's Cold Feet Warm Shoes program, Titans Caravan and a visit to Ft. Campbell U.S. Army Base.
- List of favorites: (movie) "Gladiator"; (TV show) "The Simpsons"; (actor) Nicolas Cage; (music) R&B, rap and rock; (school subject) criminal law; (vacation getaway) Portland, Ore.; (video game) anything on X-Box; and (food) steak, ribs and fries.
- Born Calvin Sinclair Lowry on Feb. 13, 1983 in Fort Hood, Texas.

LOWRY GAME-BY-GAME

2006 Tennessee Titans														2007 Tennessee Titans															
Date	Opp	W/L	P/S	Tot	Solo	Sk	QBP	TFL	Int	Yds	PD	FF	FR	SpT	Date	Opp	W/L	P/S	Tot	Solo	Sk	QBP	TFL	Int	Yds	PD	FF	FR	SpT
Sept 10	NYJ	L	1/0	0	0	0.0	0	0	0	0	0	0	0	0	Sept 9	@ Jax	W	1/1	3	2	0.0	0	0	0	0	0	0	0	
Sept 17	@ SD	L	1/0	0	0	0.0	0	0	0	0	0	0	0	0	Sept 16	Ind	L	1/1	5	5	0.0	0	0	0	0	1	0	0	
Sept 24	@ Mia	L	1/0	0	0	0.0	0	0	0	0	0	0	0	0	Sept 24	@ NO	W	1/1	4	2	0.0	0	0	0	0	0	0	0	
Oct 1	Dal	L	1/0	0	0	0.0	0	0	0	0	0	0	0	0	Oct 7	Atl	W	1/1	5	4	0.0	0	0	0	0	2	0	0	
Oct 8	@ Ind	L	1/0	0	0	0.0	0	0	0	0	0	0	0	0	Oct 14	@ TB	L	1/1	6	3	0.0	0	0	0	0	0	0	0	
Oct 15	@ Was	W	1/0	0	0	0.0	0	0	0	0	0	0	0	2	Oct 21	@ Hou	W	1/1	4	3	0.0	0	0	0	0	2	0	1	
Oct 29	Hou	W	1/0	0	0	0.0	0	0	0	0	0	0	0	2	Oct 28	Oak	W	1/0	0	0	0.0	0	0	0	0	0	0	0	
Nov 5	@ Jax	L	1/0	0	0	0.0	0	0	0	0	0	0	0	1	Nov 4	Car	W	1/0	1	1	0.0	0	0	0	0	0	0	0	
Nov 12	Bal	L	1/0	0	0	0.0	0	0	0	0	0	0	0	0	Nov 11	Jax	L	1/0	0	0	0.0	0	0	0	0	0	0	0	
Nov 19	@ Phi	W	1/0	1	0	0.0	0	0	0	0	1	0	0	2	Nov 19	@ Den	L	1/0	1	1	0.0	0	0	0	0	0	0	0	
Nov 26	NYG	W	1/0	0	0	0.0	0	0	0	0	0	0	0	2	Nov 25	@ Cin	L	1/0	8	7	0.0	0	1	17	1	0	0	0	
Dec 3	Ind	W	1/0	0	0	0.0	0	0	0	0	1	0	0	0	Dec 2	Hou	W	1/1	7	1	0.0	0	0	0	1	0	0		
Dec 10	@ Hou	W	1/0	0	0	0.0	0	0	0	0	0	0	0	0	Dec 9	SD	L	1/1	5	4	0.0	0	0	1	1	0	0		
Dec 17	Jax	W	1/0	0	0	0.0	0	0	0	0	0	0	0	1	Dec 16	@ KC	W	1/1	7	5	0.0	0	0	0	0	0	0	0	
Dec 24	@ Buf	W	1/0	0	0	0.0	0	0	0	0	0	0	0	0	Dec 23	NYJ	W	1/1	3	1	0.0	0	0	0	0	0	0	0	
Dec 31	NE	L	1/0	0	0	0.0	0	0	0	0	0	0	0	0	Dec 30	@ Ind	W	1/1	2	2	0.0	0	0	0	0	2	0	0	
<b>Totals</b>	<b>8-8</b>	<b>16/0</b>	<b>1</b>	<b>0</b>	<b>0.0</b>	<b>0</b>	<b>0</b>	<b>0</b>	<b>0</b>	<b>0</b>	<b>2</b>	<b>0</b>	<b>0</b>	<b>15</b>	<b>Totals</b>	<b>10-6</b>	<b>16/11</b>	<b>61</b>	<b>41</b>	<b>0.0</b>	<b>0</b>	<b>0</b>	<b>2</b>	<b>18</b>	<b>10</b>	<b>0</b>	<b>4</b>		

Calvin Lowry's NFL Statistics

Year	Team	TACKLES							INTERCEPTIONS				FUMBLES				
		GP	GS	Tot	Solo	Asst	Sk	Yds	No	Yds	Lg	TD	PD	FF	FR	Yds	SpT
2006	Tennessee	16	0	1	1	0	0.0	0	0	0	0	0	2	0	0	0	15
2007	Tennessee	16	11	61	41	20	0.0	0	2	18	17	0	10	0	0	0	4
<b>NFL Totals</b>		<b>32</b>	<b>11</b>	<b>62</b>	<b>42</b>	<b>20</b>	<b>0.0</b>	<b>0</b>	<b>2</b>	<b>18</b>	<b>17</b>	<b>0</b>	<b>12</b>	<b>0</b>	<b>0</b>	<b>0</b>	<b>19</b>

Year	Team	TACKLES							INTERCEPTIONS				FUMBLES				
		GP	GS	Tot	Solo	Asst	Sk	Yds	No	Yds	Lg	TD	PD	FF	FR	Yds	SpT
2007	Tennessee	1	1	4	3	1	0.0	0	0	0	0	0	0	0	0	0	0
<b>Playoff Totals</b>		<b>1</b>	<b>1</b>	<b>4</b>	<b>3</b>	<b>1</b>	<b>0.0</b>	<b>0</b>	<b>0</b>	<b>0</b>	<b>0</b>	<b>0</b>	<b>0</b>	<b>0</b>	<b>0</b>	<b>0</b>	<b>0</b>

Single-Game Highs

Tackles - 8 at Cincinnati (11/25/07)  
 Special Teams Tackles - 3 at Miami (9/24/06)  
 Interceptions - 1 (two times, last vs. San Diego 12/9/07)  
 Passes Defensed - 2 (three times, last at Indianapolis 12/30/07)

Playoff Single-Game Highs

Tackles - 4 at San Diego (1/6/08)

Additional Statistics

Kickoff Returns - 1 for 15 yards (2007)

3



Ingle  
MARTIN



QUARTERBACK

6'2" • 220 lbs. • Born: 8.15.82 • Exp. (NFL/Titans): 2/1 • FA - 2007 • Furman  
 2007 GP/GS: 0/0 (Playoffs 0/0) • Career GP/GS: 1/0 (Playoffs 0/0) • Nashville, TN

**PRO:** A strong-armed, savvy signal caller, Martin will contend for the Titans' third quarterback position during training camp. Known for his athleticism and a quick release, he was originally selected by the Green Bay Packers in the fifth round (148th overall) of the 2006 NFL Draft. Martin made his NFL debut in Green Bay's 2006 regular season finale at Chicago, when he was inserted for Brett Favre late in the fourth quarter and executed one handoff and two kneel downs to run out the clock. After spending his entire rookie season on

the Packers active roster, Martin was waived by Green Bay following training camp on Sept. 1, 2007. He was signed by Titans on Sept. 2, 2007 and spent the entire 2007 campaign on the team's practice squad.

TITANS TIDBITS:

- Martin volunteers with Backfield in Motion, a non-profit organization in Nashville that combines academics and athletics to inspire inner city boys to reach their maximum potential in order to

Front Office  
 Coaching Staff  
 Lowry/Martin  
 Rookies  
 2007 Season  
 Records  
 History  
 Playoff History  
 Sidelines

become significant contributors to society.

- A first-team all-conference punter at Furman, Martin took several practice reps with the Packers at the position in 2006, and showed the leg strength to be an emergency punter if needed.

- Along with four other NFL players, watched Super Bowl XLI with Navy sailors on an aircraft carrier in the Atlantic Ocean in support of the Navy's Morale, Welfare and Recreation Group.

- Martin enjoys bass fishing in his free time. He went on a fishing trip to Mexico in March 2008 and once caught a 10.5 pounder in Fernvale, Tenn.

## CAREER HIGHLIGHTS:

**2007 (0/0, 0/0 - Tennessee):** Spent the entire season on the Titans' practice squad after signing as a free agent on Sept. 2, 2007.

**2006 (1/0 - Green Bay):** Designated as the inactive third quarterback for all 16 games. Saw action in a reserve role for one game, the regular season finale, at Chicago.

- At Chicago (12/31), made his NFL debut and wound up taking the season's final three snaps after Packers head coach Mike McCarthy pulled quarterback Brett Favre. Executed a handoff to Ahman Green, for no gain, on his first NFL snap and then took two kneel downs, for minus-5 yards total, to run out the clock.

## COLLEGE:

- A highly sought-after prospect out of high school, Martin was recruited to play for the University of Florida by Steve Spurrier, but transferred after being replaced as the starting quarterback midway through his sophomore season by new coach Ron Zook, who gave the nod to freshman Chris Leak.

- Transferred to Furman and was named the starter within two weeks of beginning spring practice in 2004. Started all 27 games for the Paladins in 2004-05, leading the team to a 21-6 record and consecutive Top 5 NCAA Division I-AA final poll rankings. Set the career records for passing yards (5,751), passing touchdowns (42) and total offense (6,277) at Furman.

- As a senior in 2005, passed for a Furman single-season record 2,959 yards and 20 touchdowns, leading an offense that topped the Southern Conference and ranked seventh nationally in Division I-AA (470.0 yards per game). Served as team captain, starting all 14 games and completing 212 of 349 passes (60.7 percent) and rushing 78

times for 234 yards (5.0 avg.) and five touchdowns. Led Furman to an 11-3 record, national semifinal appearance and No. 3 final ranking. Earned second-team all-Southern Conference honors at quarterback and first-team honors at punter. Recorded the third-best punting average in school history (43.2) in 2005 and was named to the Sports Network I-AA All-America second team

- As a junior, transferred to Furman and led the Paladins to a 10-3 record, Southern Conference championship and No. 5 final ranking in NCAA Division I-AA. Started all 13 games, completing 198 of 320 passes (61.9 percent) for 2,792 yards, 22 touchdowns and nine interceptions. Rushed 62 times for 292 yards (4.7 avg.) and three touchdowns.

- As a sophomore, started the first four games of the season at Florida before the new coaching staff replaced him with Leak, the highly touted freshman. Completed 47 of 77 passes (61.0 percent) for 654 yards, three touchdowns and two interceptions.

- As a redshirt freshman, served as a backup quarterback to Rex Grossman, but was the punter in seven games and saw action at wide receiver in eight games. Completed seven of 10 passes for 96 yards. Averaged 35.2 yards on 46 punts, including a 70-yard boot in his collegiate punting debut vs. Mississippi (Oct. 5), Florida's fifth-longest punt in school history.

## PERSONAL:

- Married to former University of Alabama softball pitcher, two-time College World Series qualifier and Ezell Harding five-time state champion Jennifer Wright, resides in Brentwood, Tenn.

- Considered one of the nation's top prep quarterbacks in 2000, coming out of Montgomery Bell Academy in Nashville, Tenn. Named to the All-America teams of publications Parade, SuperPrep and PrepStar and was ranked among the nation's top five prep QBs by National Bluechips, top 15 QBs by Rivals.com, and top 20 QBs by Prep Football Report.

- Led Montgomery Bell to three straight Tennessee state championships, including 32 consecutive wins and a final *USA Today* national Top 25 ranking in both 1999 and 2000. Twice named the Division II Tennessee Player of the Year.

- In his final two years, completed 159 of 277 passes for 2,414 yards and 21 touchdowns. As a senior, rushed for 935 yards

and converted six of nine field goal attempts with three field goals longer than 50 yards, including a school-record 56-yarder.

- A four-sport letterwinner, including three-year letterwinner in football, as quarterback, safety, punter and placekicker. Also lettered in baseball, soccer and basketball.
- Father, Harry Ingle Martin III, ran track at Western Kentucky University. Father-in-law, Mike Wright, played one season with the Cincinnati Bengals at quarterback and punter, and also was drafted as a baseball player by the Detroit Tigers. Wright played

both sports at Vanderbilt.

- Owns B.A. degree in business administration from Furman, having graduated in December 2005.
- Lists deer, duck and turkey hunting, as well as bass fishing and golfing, among his hobbies.
- List of favorites: (TV show) "The Office"; (movie) "Gladiator"; (actor) Russell Crowe; (actress) Jennifer Aniston; (vacation getaway) the beach; (food) Mexican and (musician) George Strait.
- Born Harry Ingle Martin IV on Aug. 15, 1982 in Memphis, Tenn.

### Ingle Martin's NFL Statistics

Year	Team	PASSING											RUSHING					
		GP/GS	Att	Cmp	Pct	Yds	Yd/att	TD	INT	Lg	Sk	Yds	Rat	Att	Yds	Avg	Lg	TD
2006	Green Bay	1/0	0	0	0	0	0	0	0	0	0	0	0	0	0	0	0	0
2007	Tennessee	PRACTICE SQUAD																
<b>NFL Totals</b>		<b>1/0</b>	<b>0</b>	<b>0</b>	<b>0</b>	<b>0</b>	<b>0</b>	<b>0</b>	<b>0</b>	<b>0</b>	<b>0</b>	<b>0</b>	<b>0</b>	<b>0</b>	<b>0</b>	<b>0</b>	<b>0</b>	<b>0</b>

68



Kevin MAWAE



CENTER

6'4" • 289 lbs. • Born: 1.23.71 • Exp. (NFL/Titans): 15/3 • UFA (N.Y. Jets) – 2006 • LSU  
 2007 GP/GS: 14/14 (Playoffs 0/0) • Career GP/GS: 210/207 (Playoffs 7/7) • Leesville, LA

Pro Bowls



**PRO:** In his two seasons with the Titans, Kevin Mawae has delivered credibility, leadership, veteran savvy and athleticism to the offensive line. His teammates recognized his value in 2007 by naming him one of the team's captains. A technician at the center position, the six-time Pro Bowler has played a pivotal role in the Titans ranking fifth in the NFL in rushing in each of the past two seasons. Mawae has assisted in quarterback Vince Young's progression in his first two NFL seasons, including the 2006 campaign in which Young was named *Associated Press* Offensive Rookie of the Year. Including Travis Henry's 1,211 rushing yards in 2006 and LenDale White's 1,110 rushing yards in 2007, Mawae has blocked for a 1,000-yard running back in 11 of his 14 NFL seasons. Signed by the Titans as an unrestricted free agent on March 14, 2006, he was one of the club's major free agency acquisitions in recent years. Prior to his arrival in Tennessee, Mawae spent his first four NFL seasons

with the Seattle Seahawks (1994-97) and then eight seasons with the New York Jets (1998-05). With 210 career games, including 207 starts, Mawae ranks second in the NFL among current offensive linemen in career games played. He trails only Wayne Gandy (212 career games). The only player currently on the Titans roster with more experience than Mawae is punter Craig Hentrich, who has played in 223 games. Additionally, Mawae has played and started in seven postseason games throughout his career, all with the Jets. In 2005, his final year with the Jets, he started six games before suffering a torn tricep in his left arm. The injury, which was the first of his career that took him out of the lineup, forced him to be placed on injured reserve and ended a consecutive streak of 177 games played (59 with Seattle and 118 with the Jets). It also ended his run of six consecutive Pro Bowl selections (1999-04). During his Jets career, the 6-foot-4, 289-pound center helped Jets running backs to 44 100-yard

games and paved the way for Curtis Martin to become the NFL's fourth all-time leading rusher. Martin eclipsed the 1,000-yard barrier in seven of the eight seasons Mawae was with the Jets (1998-05). In 2004, Martin led the NFL with 1,697 rushing yards. As a rookie in 1994, he played in 14 games with 11 starts at right guard for the Seahawks. He started all 16 games at right guard in his second year, then moved to the center position at the start of his third season and has remained at that spot ever since. The Louisiana State University Athletic Hall of Fame member was originally drafted by Seattle in the second round (36th overall) of the 1994 NFL Draft.

## TITANS TIDBITS:

- Mawae was elected president of the NFL Players Association in 2008.
- During the 2008 offseason, Mawae and his family spent two weeks in Africa with Children's Cup International Relief, a missions organization that the Mawae family has helped support financially. They traveled primarily in Swaziland, Mozambique, Zambia and Tanzania.
- Mawae, one of the most popular Titans among the local media, was named to NFL.com's All-Interview team.
- Mawae was a decorated member of the community during his time in New York, and he has continued that commitment in Tennessee. In 2007, he was named a Titans Community All-Star and was recognized as The Home Depot Neighborhood MVP for the Titans. Among many charitable efforts, he has strong relationship with Mercy Ministries, has served as a non-paid football coach for Grassland Athletic Association in Williamson County, Tenn., was involved in refurbishing a football field at McMurray Middle School in South Nashville. Prior to his arrival in Tennessee, he won the Jets' Marty Lyons Award for Community Service and won the team's Man of the Year award for the second time in 2005. He spent tremendous effort in his home state of Louisiana after Hurricane Katrina devastated the area, quickly organizing a food and supplies drive to benefit Feed the Children. He also maintained his involvement in the "Kevin Mawae First and Goal Challenge," a program in which he raised money and made frequent visits to Winthrop University Hospital's Child Life Program.
- On May 22, 2006, Mawae received his

Master's degree in sports management from Adelphi University. He has already earned valuable experience in the field by serving on the NFL Players Association's Executive Committee from 2002-07 and as the NFLPA president in 2008. He furthered his education by participating in the NFL's business program at Wharton Business School in 2006 and Stanford Graduate School of Business in 2008. Facilities management is another field that has garnered his interest.

- Mawae's father, retired Sgt. 1st Class David Mawae, served 23 years in the U.S. Army. He served two tours in Vietnam, and his career also took him for periods of time to South Korea, Germany, Georgia, Kansas, Huntsville and Louisiana. Kevin spent five years of his childhood (age 7-12) in Hanau, Germany, when his father was stationed there, and it was there that he began playing football.
- During his Pro Bowl visits to Hawaii, Mawae has visited military personnel and their families, has twice been a speaker at a military prayer breakfast and together with Zach Thomas watched Super Bowl XXXVII on board a battleship with its crewmen.

## CAREER HIGHLIGHTS:

- 2007 (14/14, 0/0 – Tennessee):** Voted team captain in second year with Titans and started 14 games. Helped Titans generate fifth-best rushing offense in NFL at 131.8 yards per game and helped running back LenDale White register his first career 1,000-yard season (1,110). Also was member of line that finished 14th in league with 30 allowed sacks. Missed final two games of regular season (12/23 vs. N.Y. Jets, 12/30 at Indianapolis) and Wild Card Playoff (1/6 at San Diego) with calf injury.
- Blocked for five 100-yard performances by LenDale White (10/21 at Houston, 10/28 against Oakland, 11/4 against Carolina, 12/9 against San Diego and 12/23 against N.Y. Jets).
  - At Jacksonville (9/9), helped open holes for Titans' rushers to gain 282 rushing yards, second-highest total in franchise history.
  - At Atlanta (10/7), played in his 200th career regular season game and was part of offensive line that did not allow a sack.
  - At Denver (11/19), helped allow Vince Young to register career-best 305 passing yards.

**Most Career Regular Seasons Games by Active NFL Offensive Linemen**

Pos./Name	Current Team	Career Games
T Wayne Gandy	(free agent)	212
<b>C Kevin Mawae</b>	<b>Tennessee</b>	<b>210</b>
G Chris Gray	Seattle	208
G Larry Allen	(free agent)	203
C Tom Nalen	Denver	194

• At Kansas City (12/16), left offense in first half with calf injury, but still served as snapper on field goals and extra points for remainder of game.

**2006 (16/16 – Tennessee):** Started all 16 games at center in first season with Titans. Helped rushing offense rank third in AFC and fifth in NFL with 2,214 yards. Team set franchise record by averaging 4.7 yards per carry (seventh in NFL). Line finished tied for 10th in NFL by allowing only 29 sacks.

Helped pave way for Travis Henry’s 1,211 rushing yards and helped protect Vince Young en route to him being named *Associated Press* Offensive Rookie of the Year.

• Against Indianapolis (12/3), blocked for offense that gained 382 yards, including season-high 219 on ground, and did not allow any sacks for second game of season versus Colts.

• At Houston (12/10), helped offense set season high with 418 total yards in overtime win.

**2005 (6/6 – N.Y. Jets):** Started first six games of season at center before suffering season-ending left triceps injury in final season with Jets.

• At Buffalo (10/16), left game with triceps injury in left arm. Injury caused him to be inactive following week at Atlanta (10/24) and then to be placed on injured reserve on Oct. 31.

**2004 (16/16, 2/2 – N.Y. Jets):** Started all 16 games at center for Jets. Earned second-team All-Pro honors from *Associated Press* and Pro Football Writers Association along with being selected All-Conference and All-NFL by Pro Football Writers Association.

• At Miami (10/3), began snapping with left hand due to broken right hand.

• Against Buffalo (10/10), started 100th consecutive game as Jet (159th of career) and helped Chad Pennington pass for season-high 304 yards in win.

• Against Miami (11/1) on Monday Night Football, was member of Jets first offensive line since 1975 (9/28/75 at KC) to lead way for two 100-yard rushers in same game (Curtis Martin and LaMont Jordan).

• Against Houston (12/5), helped Martin to club-record 40th 100-yard rushing game.

**2003 (16/16 – N.Y. Jets):** Named to fifth consecutive Pro Bowl after extending consecutive games started streak to 155 games. Completed sixth season with Jets without missing start and led way for Curtis

Martin’s 1,308 rushing yards.

• Against New York Giants (11/2), played in 150th career game and helped block for Martin’s second consecutive 100-yard game in overtime win.

• At Oakland (11/9), contributed to team’s 155 rushing yards and helped keep quarterback Chad Pennington sack-free in second overtime win in two weeks.

• Against Jacksonville (11/23), made his 150th consecutive start.

**2002 (16/16, 2/2 – N.Y. Jets):** Started all 16 games at center for eighth consecutive season, running consecutive games started streak to 139, including all 80 games since signing with Jets in 1998. Also earned fourth Pro Bowl start in as many years.

• Underwent offseason shoulder surgery to repair damage to left rotator cuff. Missed two preseason games but kept consecutive games started streak alive by making 124th consecutive start (65th for Jets) at center in season opener at Buffalo (9/8).

• Against Miami (11/10), earned offensive player of game honors for Jets.

• At Detroit (11/17), paved way for Curtis Martin’s season-high 189 yards rushing in victory.

• Against Indianapolis in Wild Card Playoff (1/4), helped lead way for team’s 180 rushing yards in 41-0 win.

**2001 (16/16, 1/1 – N.Y. Jets):** Started every game at center for Jets and was named to third consecutive Pro Bowl.

• Against Kansas City (11/11), helped guide Martin to fifth 100-yard game of season (20 carries for 113 yards and three touchdowns) without allowing sack throughout the game.

• At Indianapolis (12/23), helped keep Testaverde sack-free for third straight contest and opened holes for Martin’s sixth 100-yard rushing day of season (122 yards).

**2000 (16/16 – N.Y. Jets):** Started all 16 games for Jets at center and did not miss a snap during season. Earned second consecutive starting assignment as AFC’s Pro



Bowl center and anchored line that tied Indianapolis for fewest sacks allowed during regular season (20). Also helped Jets offense average 337.2 yards per game (12th best in NFL). Passing offense averaged 245.3 yards per game (sixth in NFL).

- Offensive line shut out opposing defenses five times in sack category to lead league.
- Against Miami (10/23) on Monday Night Football, helped spearhead 30-point fourth quarter comeback and eventual 40-37 overtime win in which Jets tallied 455 yards of offense.
- Against Indianapolis (12/3), opened holes for Curtis Martin's club-record 203 rushing yards.

**1999 (16/16 – N.Y. Jets):** Started every game for Jets at center and was named to first Pro Bowl on Dec. 22. Did not miss a play for second straight season, paved the way for Martin's then club-record of 1,464 yards rushing, and snapped to four different quarterbacks during season (Vinny Testaverde, Tom Tupa, Rick Mirer, Ray Lucas).  
 • Helped pave way for three straight Martin 100-yard rushing days against Indianapolis (10/17), at Oakland (10/24) and against Arizona (11/7).

**1998 (16/16, 2/2 – N.Y. Jets):** Played and started all 16 games at center in first season with Jets. Did not miss a snap all season.

- Was member of offense that averaged 357.2 yards per game (second-best in AFC and fourth-best in NFL), while controlling the ball for an average of 32:17 minutes per game (second-best in AFC and third-best in NFL).

- Helped Curtis Martin rush for club-record eight 100-yard rushing days en route to 1,287-yard rushing campaign.
- Started both playoff games at center in first career postseason.

**1997 (16/16 – Seattle):** Started all 16 games at center in final season in Seattle. Missed only five snaps all season.

- Directed an offensive line which helped achieve Seahawks records for total yards and passing yards. Team's 4,187 passing yards led NFL.
- Line allowed just 36 sacks in 645 attempts (one every 18 attempts) to rank fifth in league.

**1996 (16/16 – Seattle):** Started all 16 games at center for Seahawks, making switch from right guard and only missing 10 plays all year (none due to injury).

- Anchored line which allowed 38 sacks, the club's fewest since 1988, and served as long snapper on placekicks.

**1995 (16/16 – Seattle):** Started all 16 games at right guard for Seattle, while seeing time at center in two games.

**1994 (14/11 – Seattle):** Played 14 games, starting final 11 at right guard as rookie for Seattle Seahawks.

- Earned first-team All-Rookie honors from *Pro Football Weekly*/Pro Football Writers Association, College and *Pro Football Newsweekly* and *Football News*.
- Saw first pro action at right guard against Raiders (9/11) and never left lineup after taking over early in game versus Indianapolis (10/2).

## COLLEGE:

- Four-year starter for LSU was selected second-team All-SEC by *Associated Press* and SEC coaches as senior.
- Moved from left tackle to center for all 11 games of senior year. Played in Blue-Gray Game and Senior Bowl.
- Played left tackle as junior and was chosen second-team All-SEC and third-team All-America.
- Was first-team all-SEC choice as sophomore, playing three different positions – left tackle (eight games), center (three games), and left guard (one game).
- Started seven games as freshman at left tackle and was Freshman All-SEC. Was also long snapper.
- Redshirted in 1989.

## PERSONAL:

- Married to Tracy, couple has a son, Kirkland (11), and a daughter, Abigail (8).
- Earned All-State and All-Academic honors at Leesville (La.) High School.
- His brother, John, played nose guard at LSU.
- Selected to join the NFL's Diversity Committee in 2003.
- Has served on NFL Players Association Executive Committee since 2002 and was a player rep from 1999-01.
- Every year holds raffle and auction to raise money for a scholarship in his brother's name at his high school. Raised approximately \$80,000 over 10 years, including matching grants from NFL.
- Served as spokesman for The David Center for Autism Research and co-founded "Touchdowns for Special Kids," a program in which all the members of the Jets offensive line contributed money for each offensive touchdown scored during the season, and Bowling with the Jets, a fundrais-

er to benefit The David Center.

- For Thanksgiving in 2002, purchased 125 “Boxes of Love” for the Glad Tidings Tabernacle in Bedford-Stuyvesant. Boxes were filled with complete Thanksgiving meals and personalized message from Mawae.

- Attended Jets’ “Taste of New York” event for three years and served as event spokesperson for two years.

- In 2007, participated in Read Across America Week at elementary school in Murfreesboro, Tenn.

- Elected to the LSU Hall of Fame in November 2007 and to the Senior Bowl Hall of Fame in January 2008.

- Hobbies include golf, bowling, hunting and fishing.

- Served as master of ceremonies at Mercy Ministries’ 25th Anniversary Gala in April 2008.

- List of favorites: (movie) "Gone with the Wind"; (TV shows) "Dog the Bounty Hunter" or Discovery Channel and History Channel programming; (music) Contemporary Christian; (music groups) Sonicflood and Kutless; (vacation destination) Hawaii; (school subject) math; (food) “a big Sunday brunch”; and (sports heroes) Roger Staubach and Danny White.

- Born Kevin Mawae on Jan. 23, 1971 in Savannah, Ga.

**Mawae's NFL Statistics**



Year	Team	GP	GS
1994	Seattle	14	11
1995	Seattle	16	16
1996	Seattle	16	16
1997	Seattle	16	16
1998	N.Y. Jets	16	16
1999	N.Y. Jets	16	16
2000	N.Y. Jets	16	16
2001	N.Y. Jets	16	16
2002	N.Y. Jets	16	16
2003	N.Y. Jets	16	16
2004	N.Y. Jets	16	16
2005	N.Y. Jets	6	6
2006	Tennessee	16	16
2007	Tennessee	14	14
<b>NFL Totals</b>		<b>210</b>	<b>207</b>

**PLAYOFFS**

Year	Team	GP	GS
1998	N.Y. Jets	2	2
2001	N.Y. Jets	1	1
2002	N.Y. Jets	2	2
2004	N.Y. Jets	2	2
2007	Tennessee	0	0
<b>NFL Totals</b>		<b>7</b>	<b>7</b>

**Starts Breakdown:** 1994 - RG 11; 1995 - RG 16; 1996 - C 16; 1997 - C 16; 1998 - C 16; 1999 - C 16; 2000 - C 16; 2001 - C 16; 2002 - C 16; 2003 - C 16; 2004 - C 16; 2005 - C 6; 2006 - C 16; 2007 - C 14

Additional Career Statistics

Tackles - 2 (2007)

Front Office

Coaching Staff

Mawae/McCareins

Rookies

2007 Season

Records

History

Playoff History

Sidelines

19



Justin McCAREINS



WIDE RECEIVER

6'2" • 215 lbs. • Born: 12.1.78 • Exp. (NFL/Titans): 8/4 • FA – 2008 • Northern Illinois  
 2007 GP/GS: 16/6 (Playoffs 0/0) • Career GP/GS: 100/57 (Playoffs 7/4) • Naperville, IL

**PRO:** A reliable receiver capable of the big play, Justin McCareins returns to the Titans after spending the last four seasons with the New York Jets. He signed with Tennessee as a free agent on March 17, 2008. The eighth-year player presents problems for opposing cornerbacks due to his combination of size, speed and leaping ability. McCareins has appeared in 100 career games with 57 starts and has snared 210 receptions for 3,264 yards and 16 touchdowns in seven NFL seasons. The Illinois native has been extremely durable through-

out his career as well, having played in 96 consecutive regular season games. McCareins started his career with Tennessee, after the Titans selected him in the fourth round (124th overall) of the 2001 NFL Draft. After playing in just four games as a rookie, he appeared in all 16 regular season games in 2002 and grabbed 19 catches for 301 yards and two touchdowns. McCareins’ breakout season came the following campaign under the tutelage of current Titans offensive coordinator Mike Heimerdinger when he set career

highs with 813 receiving yards and seven touchdowns. On March 5, 2004, McCareins was traded by the Titans to the New York Jets in exchange for the Jets' second round draft choice (42nd overall) in the 2004 NFL Draft. In his first season with his new club, he grabbed a career-high 56 receptions for 770 yards and four scores. In 2005, he started all 16 games for the second consecutive season and notched 43 receptions for 713 yards and two touchdowns. Last season, the former Northern Illinois standout appeared in all 16 games for the Jets and posted 19 catches for 232 yards.

## TITANS TIDBITS:

- As a seventh grader, McCareins had the privilege to be chosen by NBA legend Michael Jordan to play him in a one-on-one basketball game at his camp. After scoring the first point, McCareins couldn't prevent the future Hall of Famer from "talking trash" as he scored three consecutive points to win the contest, 3-1.
- McCareins donated money to Northern Illinois for the new football offices in the Yordon Center, which features the "Justin and Sherrone McCareins Meeting Room" with seating for 150 student-athletes. This multipurpose room can be used for large meetings or divided in half for study halls and smaller team meetings. It also provides an ideal venue for coaching clinics, workshops and guest speakers.
- McCareins' older brother, John, graduated from Northwestern and received his MBA from Dartmouth. Younger sibling, Jay, graduated from high school with a 4.3 GPA and was an All-American cornerback at Princeton. His mother, Alicia, graduated with a PhD in psychology and law degree from Northwestern.
- Upon returning to Tennessee, McCareins took part in Titans Caravan 2008 in April reuniting with fans in Savannah, Memphis, Jackson and Florence, Ala.

## CAREER HIGHLIGHTS:

- **2007 (16/6 – N.Y. Jets):** Saw action in all 16 games with six starts in his final season with the Jets and registered 19 catches for 232 yards. Returned two kickoffs for 15 yards and collected a solo special teams tackle on coverage units.
- Against Washington (11/4), started at wide receiver and caught three passes for 32 yards, including a 20-yarder.
- At Miami (12/2), played in a reserve role at wide receiver and caught one pass for a season-long 51 yards.

- At New England (12/16), caught a season-high five passes for 40 yards.
- At Tennessee (12/23), saw action as a reserve at wide receiver and caught two passes for nine yards. Helped down a ball at the Titans' two-yard line by batting it back from the goal line on special teams.
- **2006 (16/7, 1/1 – N.Y. Jets):** Played all 16 games with seven starts and snared 23 receptions for 347 yards and a touchdown. Collected two special teams tackles on coverage units.
- Against Detroit (10/22), hauled in a 44-yard touchdown pass in the Week 7 win.
- At Minnesota (12/17), caught two passes for 70 yards, including a season-high 50-yard reception. Named Jets' Special Teams Player of the Week after logging two tackles on special teams, his first two special teams stops since 2003.
- At Miami (12/25), started as the Jets opened in a three wide receiver set. Hauled in two receptions for 47 yards, including a 42-yarder.
- **2005 (16/16 – N.Y. Jets):** Played in and started all 16 games at wide receiver. Registered 43 catches for 713 yards and two touchdowns.
- At Buffalo (10/16), recorded the first 100-yard receiving game of his career with five receptions for 116 yards.
- Against Oakland (12/11), made his 40th career start at wide receiver and caught a four-yard touchdown on a fade route.
- At Miami (12/18), collected two receptions for 57 yards, one for a season-long 45 yards.
- **2004 (16/16, 2/2 – N.Y. Jets):** In his first season with the Jets, started all 16 games and led the team with 56 receptions for 770 yards, including four touchdowns.
- At New England (10/24), grabbed six catches for a season-high 83 receiving yards.
- Against Miami (11/1), snared three receptions for 56 receiving yards and a touchdown.
- At Cleveland (11/21), led the team with six receptions for 71 yards, including an 11-yard touchdown catch in the victory.
- At San Diego (1/8), caught eight passes for 87 yards in the Wild Card victory, tying for second-most receptions in a game in Jets postseason history.
- **2003 (16/10, 2/1 – Tennessee):** Appeared in all 16 games for the second consecutive season and finished second on the team with 47 receptions. Set career-highs with 813 receiving yards and seven touchdown receptions. Served as the team's primary

punt returner, bringing back 29 punts for 330 yards (11.4 avg.), including a 58-yard punt return for a score against Atlanta (11/23). Returned 13 kickoffs for 256 yards (19.7 avg.).

- At Pittsburgh (9/28), snared five receptions for 81 yards and a touchdown.
- Against Miami (11/9), posted three receptions for 53 yards, including a 24-yard touchdown catch.
- At Atlanta (11/23), scored on a 58-yard punt return and a 14-yard touchdown reception in the 38-31 win.
- At N.Y. Jets (12/1), had five catches for 92 yards including a 59-yard touchdown on Monday Night Football.

**2002 (16/1, 2/0 – Tennessee):** Played in all 16 games registering one start against Washington (10/6). Caught two of the three longest receptions of season for Titans, a 49-yard touchdown at Oakland (9/29) and a 55-yard catch against Pittsburgh (11/17). Contributed on special teams, accounting for 300 yards on 13 kickoff returns, 44 yards on six punt returns and eight tackles.

- In season opener against Philadelphia (9/8), caught first career touchdown, a two-yard reception from Steve McNair, in fourth quarter to cut Titans deficit to 24-19 in 27-24 victory over Eagles.
- At Oakland (9/29), caught two receptions for 57 yards, including a 49-yard touchdown in fourth quarter during 52-25 loss to Raiders.
- At N.Y. Giants (12/1), posted a then career-high with 158 all-purpose yards, recording 113 yards on six kickoff returns, four receptions for 29 yards and 16 yards on a reverse in come-from-behind 32-29 overtime win.
- In AFC Divisional Playoff Game against Pittsburgh (1/11), caught two receptions for 53 yards in 34-31 overtime victory over Steelers. Both receptions came in overtime on consecutive plays (31,22) to set up Joe Nedney's game-winning 26-yard field goal.

**2001 (4/1 – Tennessee):** Saw action in four games as team's number three receiver with lone start coming against Tampa Bay (10/14). Missed final 12 games of season with fractured left ankle suffered in Buccaneers game.

- At Jacksonville (9/23), caught his first career reception on 18-yard pass from Neil O'Donnell in 13-6 setback to Jaguars.
- Made first NFL start against Tampa Bay (9/23), catching two passes for 70 yards in 31-28 overtime victory over Buccaneers. Left game with fractured left ankle in fourth quarter and did not return.

- Scheduled to return to lineup in Week 12 before re-injuring ankle in practice (12/19), which led to team placing him on injured reserve to end his season.

**COLLEGE:**

- Four-year starter at Northern Illinois who set school records in receptions (204), receiving yards (2,991), and touchdowns (29) and ranks fourth on all-time list in total touchdowns (30). Also added 162 yards on 14 reverses, 605 yards on 29 kickoff returns and 609 yards and one touchdown on 49 punt returns in career. Is one of only three players in school history to gain more than 4,000 all-purpose yards (4,367). Totalled 13 100-yard games in career and caught at least one pass in 39 of 44 career games.
- As senior, received honorable mention All-American by *Football News*, first-team All-Mid American Conference (MAC) and MAC Special Teams Player of Year. Ranked fourth in nation in receiving yards per game (106.0) and all-purpose yardage (183.1 yds/game) and third in punt returns (19.1). Led squad with career-high 66 receptions for 1,168 yards and 10 touchdowns and became third player in school history to record more than 1,000 receiving yards in season. Became second player in NIU history to record over 2,000 all-purpose yards in season (73 rushing, 411 kickoff return, 362 punt return, 1,168 receiving).
- Credits former Huskies receivers coach Sid McNary as the coach who has had the most influence in his athletic career.
- Majored in communications.

**PERSONAL:**

- Justin and his wife, Sherrone, have a son Justin, Jr. (4) and a daughter Jordan (1). The family owns two dogs, Spike (Rottweiler) and Crissy (Husky).
- Selected first-team all-conference, all-area and all-state during senior season at Naperville (Ill.) HS, where he caught 34 passes for 644 yards with five touchdowns and returned 21 kickoffs for 438 yards.
- Lettered in track and basketball, where he earned first-team All DuPage Valley Conference and Loop Player of Year honors as senior.
- Attended a private viewing of "Invincible" on Sept. 12, 2006 with 200 students from the Generation Jets Academy, in conjunction with the N.Y. Mercantile Exchange Charitable Foundation and National Communications Group.
- Born Justin Morgan McCareins on Dec. 1, 1978 in Evanston, Ill.

## McCAREINS GAME-BY-GAME

Front Office

Coaching Staff

McCareins

Rookies

2007 Season

Records

History

Playoff History

Sidelines

Date	Opp.	W/L	P/S	RECEIVING			RUSHING				PUNT RETURNS				KICKOFF RETURNS									
				No	Yds	Avg	Lg	TD	Att	Yds	Avg	Lg	TD	No	Yds	FC	Avg	Lg	TD	No	Yds	Avg	Lg	TD
Sept 9	Mia	L	1/0	0	0	-	-	0	0	0	-	-	0	0	0	0	-	0	1	18	18.0	18	0	
Sept 23	@ Jax	L	1/0	1	18	18.0	18	0	0	0	-	-	0	2	29	0	14.5	18	0	2	31	15.5	21	0
Oct 7	@ Bal	L	1/0	0	0	-	-	0	0	0	-	-	0	0	0	0	-	0	0	0	-	-	0	0
Oct 14	TB	W	1/1	2	70	35.0	36	0	0	0	-	-	0	0	0	0	-	0	1	21	21.0	21	0	
Oct 21	@ Det	W																						
Oct 29	@ Pit	L																						
Nov 4	Jax	W																						
Nov 12	Bal	L																						
Nov 18	@ Cin	W																						
Nov 25	Pit	L																						
Dec 2	@ Cle	W																						
Dec 9	@ Min	L																						
Dec 16	GB	W																						
Dec 22	@ Oak	W																						
Dec 30	Cle	L																						
Jan 6	Cin	L																						
<b>Totals</b>	<b>7-9</b>		<b>4/1</b>	<b>3</b>	<b>88</b>	<b>29.3</b>	<b>36</b>	<b>0</b>	<b>0</b>	<b>0</b>	<b>-</b>	<b>-</b>	<b>0</b>	<b>2</b>	<b>29</b>	<b>0</b>	<b>14.5</b>	<b>18</b>	<b>0</b>	<b>4</b>	<b>70</b>	<b>17.5</b>	<b>21</b>	<b>0</b>

Date	Opp.	W/L	P/S	RECEIVING			RUSHING				PUNT RETURNS				KICKOFF RETURNS									
				No	Yds	Avg	Lg	TD	Att	Yds	Avg	Lg	TD	No	Yds	FC	Avg	Lg	TD	No	Yds	Avg	Lg	TD
Sept 8	Pit	W	1/0	1	2	2.0	2	1	0	0	-	-	0	0	0	0	-	0	0	0	-	-	0	0
Sept 15	@ Dal	L	1/0	1	15	15.0	15	0	0	0	-	-	0	0	0	0	-	0	0	0	-	-	0	0
Sept 22	Cle	L	1/0	0	0	-	-	0	0	0	-	-	0	0	0	0	-	0	0	0	-	-	0	0
Sept 29	@ Oak	L	1/0	2	57	28.5	49	1	0	0	-	-	0	0	0	0	-	0	1	20	20.0	20	0	
Oct 6	Was	L	1/1	3	35	11.7	16	0	0	0	-	-	0	0	0	0	-	0	0	0	-	-	0	0
Oct 13	Jax	W	1/0	2	21	10.5	13	0	0	0	-	-	0	0	0	0	-	0	0	0	-	-	0	0
Oct 27	@ Cin	W	1/0	0	0	-	-	0	0	0	-	-	3	23	1	7.7	16	0	2	58	29.0	29	0	
Nov 3	@ Ind	W	1/0	0	0	-	-	0	0	0	-	-	1	4	1	4.0	4	0	0	0	-	-	0	0
Nov 10	Hou	W	1/0	0	0	-	-	0	1	2	2.0	2	0	0	0	0	-	0	1	18	18.0	18	0	
Nov 17	Pit	W	1/0	1	55	55.0	55	0	0	0	-	-	0	0	0	0	-	0	1	48	48.0	48	0	
Nov 24	@ Bal	L	1/0	2	33	16.5	18	0	1	16	16.0	16	0	0	0	0	-	0	1	27	27.0	27	0	
Dec 1	@ NYG	W	1/0	4	29	7.3	12	0	0	0	-	-	0	0	0	0	-	0	6	113	18.8	32	0	
Dec 8	Ind	W	1/0	0	0	-	-	0	0	0	-	-	0	0	0	0	-	0	0	0	-	-	0	0
Dec 16	NE	W	1/0	0	0	-	-	0	0	0	-	-	0	0	0	0	-	0	0	0	-	-	0	0
Dec 22	@ Jax	W	1/0	1	8	8.0	8	0	0	0	-	-	0	0	0	0	-	0	1	16	16.0	16	0	
Dec 29	@ Hou	W	1/0	2	46	23.0	36	0	0	0	-	-	2	17	2	8.5	14	0	0	0	-	-	0	0
<b>Totals</b>	<b>11-5</b>		<b>16/1</b>	<b>19</b>	<b>301</b>	<b>15.8</b>	<b>55</b>	<b>2</b>	<b>2</b>	<b>18</b>	<b>9.0</b>	<b>16</b>	<b>0</b>	<b>6</b>	<b>44</b>	<b>4</b>	<b>7.3</b>	<b>16</b>	<b>0</b>	<b>13</b>	<b>300</b>	<b>23.1</b>	<b>48</b>	<b>0</b>

Playoffs																								
Date	Opp.	W/L	P/S	No	Yds	Avg	Lg	TD	Att	Yds	Avg	Lg	TD	No	Yds	FC	Avg	Lg	TD	No	Yds	Avg	Lg	TD
Jan 11	Pit	W	1/0	2	53	26.5	31	0	0	0	-	-	0	0	0	0	-	0	1	7	7.0	7	0	
Jan 19	@ Oak	L	1/0	0	0	0.0	0	0	0	0	-	-	0	0	0	0	-	0	0	0	-	-	0	0
<b>Totals</b>	<b>1-1</b>		<b>2/0</b>	<b>2</b>	<b>53</b>	<b>26.5</b>	<b>31</b>	<b>0</b>	<b>0</b>	<b>0</b>	<b>-</b>	<b>-</b>	<b>0</b>	<b>0</b>	<b>0</b>	<b>0</b>	<b>-</b>	<b>0</b>	<b>1</b>	<b>7</b>	<b>7.0</b>	<b>7</b>	<b>0</b>	

Date	Opp.	W/L	P/S	RECEIVING			RUSHING				PUNT RETURNS				KICKOFF RETURNS									
				No	Yds	Avg	Lg	TD	Att	Yds	Avg	Lg	TD	No	Yds	FC	Avg	Lg	TD	No	Yds	Avg	Lg	TD
Sept 7	Oak	W	1/0	3	43	14.3	18	0	0	0	-	-	0	5	74	1	14.8	33	0	0	0	-	-	0
Sept 14	@ Ind	L	1/0	2	19	9.5	10	0	0	0	-	-	3	18	1	6.0	12	0	0	0	-	-	0	0
Sept 21	@ NO	W	1/0	5	44	8.8	15	1	0	0	-	-	1	-14	0	-14.0	-14	0	0	0	-	-	0	0
Sept 28	@ Pit	W	1/0	5	81	16.2	29	1	0	0	-	-	0	0	2	-	-	0	3	57	19.0	22	0	
Oct 5	@ NE	L	1/0	2	72	36.0	43	0	0	0	-	-	1	14	0	14.0	14	0	0	0	-	-	0	0
Oct 12	Hou	W	1/1	2	68	34.0	44	0	1	13	13.0	13	0	1	0	2	0.0	0	0	0	-	-	0	0
Oct 19	@ Car	W	1/1	1	17	17.0	17	0	0	0	-	-	5	53	0	10.6	15	0	0	0	-	-	0	0
Oct 26	@ Jax	W	1/1	1	8	8.0	8	0	0	0	-	-	2	11	0	5.5	11	0	3	54	18.0	25	0	
Nov 9	Mia	W	1/1	3	53	17.7	24	1	0	0	-	-	1	15	5	15.0	15	0	0	0	-	-	0	0
Nov 16	Jax	W	1/1	3	25	8.3	11	1	0	0	-	-	3	37	1	12.3	19	0	0	0	-	-	0	0
Nov 23	@ Atl	W	1/1	4	72	18.0	25	1	0	0	-	-	1	58	3	58.0	58	1	0	0	-	-	0	0
Dec 7	@ NYJ	L	1/0	5	92	18.4	59	1	0	0	-	-	3	35	0	11.7	15	0	0	0	-	-	0	0
Dec 7	Ind	L	1/1	4	76	19.0	29	0	0	0	-	-	2	12	1	6.0	11	0	2	42	21.0	23	0	
Dec 14	Buf	W	1/1	4	37	9.3	19	1	0	0	-	-	0	0	0	-	-	0	0	0	-	-	0	0
Dec 21	@ Hou	W	1/1	2	82	41.0	73	0	0	0	-	-	0	0	0	0	-	0	5	103	20.6	24	0	
Dec 28	TB	W	1/1	1	24	24.0	24	0	0	0	-	-	1	17	1	17.0	17	0	0	0	-	-	0	0
<b>Totals</b>	<b>12-4</b>		<b>16/10</b>	<b>47</b>	<b>813</b>	<b>17.3</b>	<b>73</b>	<b>7</b>	<b>1</b>	<b>13</b>	<b>13.0</b>	<b>13</b>	<b>0</b>	<b>29</b>	<b>330</b>	<b>17</b>	<b>11.4</b>	<b>58</b>	<b>1</b>	<b>13</b>	<b>256</b>	<b>19.7</b>	<b>25</b>	<b>0</b>

Playoffs																								
Date	Opp.	W/L	P/S	No	Yds	Avg	Lg	TD	Att	Yds	Avg	Lg	TD	No	Yds	FC	Avg	Lg	TD	No	Yds	Avg	Lg	TD
Jan 3	@ Bal	W	1/1	2	62	31.0	49	1	0	0	-	-	0	0	0	0	-	0	3	49	16.3	24	0	
Jan 10	@ NE	L	1/0	2	21	10.5	11	0	0	0	-	-	0	0	0	0	-	0	4	94	23.0	36	0	
<b>Totals</b>	<b>1-1</b>		<b>2/1</b>	<b>4</b>	<b>83</b>	<b>20.8</b>	<b>49</b>	<b>1</b>	<b>0</b>	<b>0</b>	<b>-</b>	<b>-</b>	<b>0</b>	<b>0</b>	<b>0</b>	<b>0</b>	<b>-</b>	<b>0</b>	<b>7</b>	<b>141</b>	<b>20.1</b>	<b>36</b>	<b>0</b>	

Date	Opp.	W/L	P/S	RECEIVING			RUSHING				PUNT RETURNS				KICKOFF RETURNS									
				No	Yds	Avg	Lg	TD	Att	Yds	Avg	Lg	TD	No	Yds	FC	Avg	Lg	TD	No	Yds	Avg	Lg	TD
Sept 12	Cin	W	1/1	5	66	13.2	24	0	0	0	-	-	0	0	0	0	-	0	0	0	-	-	0	0
Sept 19	@ SD	W	1/1	2	9	4.5	7	0	0	0	-	-	0	0	0	0	-	0	0	0	-	-	0	0
Oct 3	@ Mia	W	1/1	1	14	14.0	14	0	1	-3	-3.0	-3	0	0	0	0	-	0	0	0	-	-	0	0
Oct 10	Buf	W	1/1	2	32	16.0	17	0	0	0	-	-	1	1	0	1.0	1	0	0	0	-	-	0	0
Oct 17	SF	L	1/1	3	56	18.7	27	0	1	-2	-2.0	-2	0	4	44	2	11.0	26	0	0	0	-	-	0
Oct 24	@ NE	W	1/1	6	83	13.8	20	0	0	0	-	-	1	5	2	5.0	5	0	0	0	-	-	0	0
Nov 1	Mia	L	1/1	3	56	18.7	27	1	0	0	-	-	0	0	0	0	-	0	0	0	-			

McCAREINS GAME-BY-GAME

Front Office

Coaching Staff

McCareins

Rookies

2007 Season

Records

History

Playoff History

Sidelines

Dec 5	Hou	L	1/1	4	47	11.8	15	0	0	0	-	-	0	0	0	0	-	-	0	0	0	-	-	0
Dec 12	@ Pit	W	1/1	4	78	19.5	43	0	0	0	-	-	0	0	0	1	-	-	0	0	0	-	-	0
Dec 19	Sea	W	1/1	3	40	13.3	21	1	0	0	-	-	0	1	8	0	8.0	8	0	0	0	-	-	0
Dec 26	NE	L	1/1	5	76	15.2	36	0	0	0	-	-	0	3	18	0	6.0	12	0	0	0	-	-	0
Jan 2	@ Stl	L	1/1	6	62	10.3	17	0	0	0	-	-	0	2	5	1	2.5	3	0	0	0	-	-	0

<b>Totals</b>				<b>10-6</b>	<b>16/16</b>	<b>56</b>	<b>770</b>	<b>13.8</b>	<b>43</b>	<b>4</b>	<b>2</b>	<b>-5</b>	<b>-2.5</b>	<b>-2</b>	<b>0</b>	<b>14</b>	<b>88</b>	<b>6</b>	<b>6.3</b>	<b>26</b>	<b>0</b>	<b>0</b>	<b>0</b>	<b>-</b>	<b>0</b>
<b>Playoffs</b>																									
Jan 8	@ SD	W	1/1	8	87	10.9	21	0	0	0	-	-	0	0	0	0	-	-	0	0	0	-	-	0	
Jan 15	@ Pit	L	1/1	5	82	16.4	30	0	0	0	-	-	0	0	0	0	-	-	0	0	0	-	-	0	
<b>Totals</b>				<b>1-1</b>	<b>2/2</b>	<b>13</b>	<b>169</b>	<b>13.0</b>	<b>30</b>	<b>0</b>	<b>0</b>	<b>0</b>	<b>-</b>	<b>-</b>	<b>0</b>	<b>0</b>	<b>0</b>	<b>0</b>	<b>-</b>	<b>-</b>	<b>0</b>	<b>0</b>	<b>0</b>	<b>-</b>	<b>0</b>

2005 New York Jets			RECEIVING										RUSHING				PUNT RETURNS				KICKOFF RETURNS				
Date	Opp.	W/L	P/S	No	Yds	Avg	Lg	TD	Att	Yds	Avg	Lg	TD	No	Yds	FC	Avg	Lg	TD	No	Yds	Avg	Lg	TD	
Sept 11	@ KC	L	1/1	3	39	13.0	19	0	0	0	-	-	0	0	0	0	-	-	0	0	0	-	-	0	
Sept 18	Mia	W	1/1	5	87	17.4	37	0	0	0	-	-	0	1	0	0	-	-	0	0	0	-	-	0	
Sept 25	Jac	L	1/1	1	16	16.0	16	0	0	0	-	-	0	0	0	0	-	-	0	0	0	-	-	0	
Oct 2	@ Bal	L	1/1	3	59	19.7	32	0	0	0	-	-	0	0	0	0	-	-	0	0	0	-	-	0	
Oct 9	TB	W	1/1	0	0	0.0	0	0	0	0	-	-	0	0	0	0	-	-	0	0	0	-	-	0	
Oct 16	@ Buf	L	1/1	5	116	23.2	29	0	0	0	-	-	0	1	12	0	12.0	12	0	0	0	-	-	0	
Oct 24	@ Atl	L	1/1	2	46	23.0	35	0	0	0	-	-	0	0	1	-	-	0	0	0	-	-	0		
Nov 6	SD	L	1/1	1	17	17.0	17	0	0	0	-	-	0	0	0	0	-	-	0	0	0	-	-	0	
Nov 13	@ Car	L	1/1	2	21	10.5	12	0	0	0	-	-	0	0	0	0	-	-	0	0	0	-	-	0	
Nov 20	@ Den	L	1/1	5	73	14.6	19	0	1	8	8.0	8	0	0	0	0	-	-	0	0	0	-	-	0	
Nov 27	NO	L	1/1	3	71	23.7	36	1	0	0	-	-	0	1	9	1	9.0	9	0	0	0	-	-	0	
Dec 4	@ NE	L	1/1	1	4	4.0	4	0	0	0	-	-	0	0	0	0	-	-	0	0	0	-	-	0	
Dec 11	Oak	W	1/1	4	45	11.3	16	1	0	0	-	-	0	1	7	1	7.0	7	0	0	0	-	-	0	
Dec 18	@ Mia	L	1/1	2	57	28.5	45	0	0	0	-	-	0	1	0	1	-	-	0	0	0	-	-	0	
Dec 26	NE	L	1/1	4	51	12.8	24	0	0	0	-	-	0	0	0	0	-	-	0	0	0	-	-	0	
Jan 1	Buf	W	1/1	2	11	5.5	6	0	0	0	-	-	0	0	0	0	-	-	0	0	0	-	-	0	
<b>Totals</b>				<b>4-12</b>	<b>16/16</b>	<b>43</b>	<b>713</b>	<b>16.6</b>	<b>45</b>	<b>2</b>	<b>1</b>	<b>8</b>	<b>8.0</b>	<b>8</b>	<b>0</b>	<b>5</b>	<b>28</b>	<b>4</b>	<b>5.6</b>	<b>12</b>	<b>0</b>	<b>0</b>	<b>0</b>	<b>-</b>	<b>0</b>

2006 New York Jets			RECEIVING										RUSHING				PUNT RETURNS				KICKOFF RETURNS			
Date	Opp.	W/L	P/S	No	Yds	Avg	Lg	TD	Att	Yds	Avg	Lg	TD	No	Yds	FC	Avg	Lg	TD	No	Yds	Avg	Lg	TD
Sept 10	@ Ten	W	1/0	2	34	17.0	27	0	0	0	-	-	0	0	0	0	-	-	0	0	0	-	-	0
Sept 17	NE	L	1/0	4	51	12.8	23	0	0	0	-	-	0	0	0	0	-	-	0	0	0	-	-	0
Sept 24	@ Buf	W	1/0	0	0	-	-	0	0	0	-	-	0	0	0	0	-	-	0	0	0	-	-	0
Oct 1	Ind	L	1/0	0	2	-	2	0	0	0	-	-	0	0	0	0	-	-	0	0	0	-	-	0
Oct 8	@ Jac	L	1/1	0	0	-	-	0	0	0	-	-	0	0	0	0	-	-	0	0	0	-	-	0
Oct 15	Mia	W	1/1	0	0	-	-	0	0	0	-	-	0	0	0	0	-	-	0	0	0	-	-	0
Oct 22	Det	W	1/0	1	44	44.0	44	1	0	0	-	-	0	0	0	0	-	-	0	0	0	-	-	0
Oct 29	@ Cle	L	1/1	0	0	-	-	0	0	0	-	-	0	0	0	0	-	-	0	0	0	-	-	0
Nov 12	@ NE	W	1/1	3	31	10.3	23	0	0	0	-	-	0	0	0	0	-	-	0	0	0	-	-	0
Nov 19	Chi	L	1/0	0	0	-	-	0	0	0	-	-	0	0	0	0	-	-	0	0	0	-	-	0
Nov 26	Hou	W	1/0	2	10	5.0	6	0	0	0	-	-	0	0	0	0	-	-	0	0	0	-	-	0
Dec 3	@ GB	W	1/1	1	17	17.0	17	0	0	0	-	-	0	0	0	0	-	-	0	0	0	-	-	0
Dec 10	Buf	L	1/1	1	14	14.0	14	0	0	0	-	-	0	0	0	0	-	-	0	0	0	-	-	0
Dec 17	@ Min	W	1/0	2	70	35.0	50	0	0	0	-	-	0	0	0	0	-	-	0	0	0	-	-	0
Dec 25	@ Mia	W	1/1	2	47	23.5	42	0	0	0	-	-	0	0	0	0	-	-	0	0	0	-	-	0
Dec 31	Oak	W	1/0	5	27	5.4	8	0	0	0	-	-	0	0	0	0	-	-	0	0	0	-	-	0
<b>Totals</b>				<b>10-6</b>	<b>16/7</b>	<b>23</b>	<b>347</b>	<b>15.1</b>	<b>50</b>	<b>1</b>	<b>0</b>	<b>0</b>	<b>-</b>	<b>-</b>	<b>0</b>	<b>0</b>	<b>0</b>	<b>-</b>	<b>-</b>	<b>0</b>	<b>0</b>	<b>0</b>	<b>-</b>	<b>0</b>

<b>Playoffs</b>																									
Jan 7	@ NE	L	1/1	2	31	15.5	20	0	0	0	-	-	0	0	0	0	-	-	0	0	0	-	-	0	
<b>Playoff Totals</b>				<b>0-1</b>	<b>1/1</b>	<b>2</b>	<b>31</b>	<b>15.5</b>	<b>20</b>	<b>0</b>	<b>0</b>	<b>0</b>	<b>-</b>	<b>-</b>	<b>0</b>	<b>0</b>	<b>0</b>	<b>-</b>	<b>-</b>	<b>0</b>	<b>0</b>	<b>0</b>	<b>-</b>	<b>0</b>	

2007 New York Jets			RECEIVING										RUSHING				PUNT RETURNS				KICKOFF RETURNS			
Date	Opp.	W/L	P/S	No	Yds	Avg	Lg	TD	Att	Yds	Avg	Lg	TD	No	Yds	FC	Avg	Lg	TD	No	Yds	Avg	Lg	TD
Sept 9	NE	L	1/0	1	10	10.0	10	0	0	0	-	-	0	0	0	0	-	-	0	0	0	-	-	0
Sept 16	@ Bal	L	1/0	1	10	10.0	10	0	0	0	-	-	0	0	0	0	-	-	0	0	0	-	-	0
Sept 23	Mia	W	1/1	1	11	11.0	11	0	0	0	-	-	0	0	0	0	-	-	0	0	0	-	-	0
Sept 30	@ Buf	L	1/1	0	0	-	-	0	0	0	-	-	0	0	0	0	-	-	0	0	0	-	-	0
Oct 7	@ NYG	L	1/0	0	0	-	-	0	0	0	-	-	0	0	0	0	-	-	0	0	0	-	-	0
Oct 14	Phi	L	1/0	0	0	-	-	0	0	0	-	-	0	0	0	0	-	-	0	0	0	-	-	0
Oct 21	@ Cin	L	1/0	0	0	-	-	0	0	0	-	-	0	0	0	0	-	-	0	0	0	-	-	0
Oct 28	Buf	L	1/0	1	18	18.0	18	0	0	0	-	-	0	0	0	0	-	-	0	0	0	-	-	0
Nov 4	Was	L	1/1	3	32	10.7	20	0	0	0	-	-	0	0	0	0	-	-	0	0	0	-	-	0
Nov 18	Pit	W	1/0	2	22	11.0	12	0	0	0	-	-	0	0	0	0	-	-	0	0	0	-	-	0
Nov 22	@ Dal	L	1/0	2	29	14.5	19	0	0	0	-	-	0	0	0	0	-	-	0	0	0	-	-	0
Dec 2	@ Mia	W	1/1	1	51	51.0	51	0	0	0	-	-	0	0	0	0	-	-	0	0	0	-	-	0
Dec 9	Cle	L	1/1	0	0	-	-	0	0	0	-	-	0	0	0	0	-	-	0	0	0	-	-	0
Dec 16	NE	L	1/0	5	40	8.0	14	0	0	0	-	-	0	0	0	0	-	-	0	0	0	-	-	0
Dec 23	@ Ten	L	1/0	2	9	4.5	6	0	0	0	-	-	0	0	0	0	-	-	0	0	0	-	-	0
Dec 30	KC	W	1/1	0	0	-	-	0	0	0	-	-	0	0	0	0	-	-	0	0	0	-	-	0
<b>Totals</b>				<b>4-12</b>	<b>16/6</b>	<b>19</b>	<b>232</b>	<b>12.2</b>	<b>51</b>	<b>0</b>	<b>0</b>	<b>0</b>	<b>-</b>	<b>-</b>	<b>0</b>	<b>0</b>	<b>0</b>	<b>-</b>	<b>-</b>	<b>0</b>	<b>2</b>	<b>15</b>	<b>7.5</b>	<b>12</b>

## Justin McCareins' NFL Statistics

Year	Team	RECEIVING						RUSHING					
		GP	GS	No	Yds	Avg	Lg	TD	No	Yds	Avg	Lg	TD
2001	Tennessee	4	1	3	88	29.3	36	0	0	0	0.0	0	0
2002	Tennessee	16	1	19	301	15.8	55	2	2	18	9.0	16	0
2003	Tennessee	16	10	47	813	17.3	73	7	1	13	13.0	13	0
2004	N.Y. Jets	16	16	56	770	13.8	43	4	2	-5	-2.5	-2	0
2005	N.Y. Jets	16	16	43	713	16.6	45	2	1	8	8.0	8	0
2006	N.Y. Jets	16	7	23	347	15.1	50	1	0	0	0.0	0	0
2007	N.Y. Jets	16	6	19	232	12.2	51	0	0	0	0.0	0	0
<b>NFL Totals</b>		<b>100</b>	<b>57</b>	<b>210</b>	<b>3264</b>	<b>15.5</b>	<b>73</b>	<b>16</b>	<b>6</b>	<b>34</b>	<b>5.7</b>	<b>16</b>	<b>0</b>

Year	Team	PUNT RETURNS						KICKOFF RETURNS					
		No	FC	Yds	Avg	Lg	TD	No	Yds	Avg	Lg	TD	
2001	Tennessee	2	0	29	14.5	18	0	4	70	17.5	21	0	
2002	Tennessee	6	4	44	7.3	16	0	13	300	23.1	48	0	
2003	Tennessee	29	17	330	11.4	58	1	13	256	19.7	25	0	
2004	N.Y. Jets	14	6	88	6.3	26	0	0	0	0.0	0	0	
2005	N.Y. Jets	5	4	28	5.6	12	0	0	0	0.0	0	0	
2006	N.Y. Jets	0	0	0	0.0	0	0	0	0	0.0	0	0	
2007	N.Y. Jets	0	0	0	0.0	0	0	2	15	7.5	12	0	
<b>NFL Totals</b>		<b>56</b>	<b>31</b>	<b>519</b>	<b>9.3</b>	<b>58</b>	<b>1</b>	<b>32</b>	<b>641</b>	<b>20.0</b>	<b>48</b>	<b>0</b>	

Year	Team	RECEIVING						KICKOFF RETURNS					
		GP	GS	No	Yds	Avg	Lg	TD	No	Yds	Avg	Lg	TD
2002	Tennessee	2	0	2	53	26.5	31	0	1	7	7.0	7	0
2003	Tennessee	2	1	4	83	20.8	49	1	7	141	20.1	36	0
2004	N.Y. Jets	2	2	13	169	13.0	30	0	0	0	0.0	0	0
2006	N.Y. Jets	1	1	2	31	15.5	20	0	0	0	0.0	0	0
<b>Playoff Totals</b>		<b>7</b>	<b>4</b>	<b>21</b>	<b>336</b>	<b>16.0</b>	<b>49</b>	<b>1</b>	<b>8</b>	<b>148</b>	<b>18.5</b>	<b>36</b>	<b>0</b>

### Single-Game Highs Receiving

Receptions - 6 (three times, last at St. Louis 1/2/05)  
 Receiving Yards - 116 at Buffalo (10/16/05)  
 Long Reception - 73 at Houston (12/21/03)  
 Touchdowns - 1 (16 times, last vs. Detroit 10/22/06)

### Playoff Highs

Receptions - 8 at San Diego (1/8/05)  
 Receiving Yards - 87 at San Diego (1/8/05)  
 Long Reception - 49 at Baltimore (1/3/04)  
 Touchdowns - 1 at Baltimore (1/3/04)

### Single-Game Highs Returns

Kickoff Returns - 6 at New York Giants (12/1/02)  
 Kickoff Return Yards - 113 at New York Giants (12/1/02)  
 Long Kickoff Return - 48 vs Pittsburgh (11/17/02)  
 Punt Returns - 5 (two times, last at Carolina 10/19/03)  
 Punt Returns Yards - 74 vs Oakland (9/7/03)  
 Long Punt Return - 58t at Atlanta (11/23/03)

# 4



## Josh MILLER



### PUNTER

6'1" • 225 lbs. • Born: 7.14.70 • Exp. (NFL/Titans): 12/1 • FA – 2008 • Arizona  
 2007 GP/GS: 1/0 (Playoffs 0/0) • Career GP/GS: 165/0 (Playoffs 11/0) • Rockaway, NY

Super Bowls



**PRO:** Miller is a veteran punter who has played in 165 games in his 12-year career and enters the 2008 season having punted 750 times for 32,297 yards, good for an average of 43.1 yards per kick. He has shown a knack for booming his punts deep in his opponents' territory, placing 248 career punts inside the 20-yard line, with just 83 career touchbacks. Miller first signed with the Titans as a free agent on

Sept. 22, 2007 and saw action in one game against New Orleans after Craig Hentrich suffered a back injury. He was released on Oct. 16, 2007 before re-signing with the team during the 2008 offseason. Prior to joining the Titans, Miller spent three seasons with the New England Patriots (2004-2006). The 12-year veteran was originally signed by the Seattle Seahawks in the spring of 1996, and after being released by

Front Office  
Coaching Staff  
McCareins/Miller  
Rookies  
2007 Season  
Records  
History  
Playoff History  
Sidelines

Seattle signed as a free agent with the Pittsburgh Steelers on Aug. 14, 1996 where he spent the first eight seasons of his NFL career (1996-2003). His best statistical season to date was the 1999 season, when he was selected as a Pro Bowl alternate, averaging 45.2 yards per kick and a net average of 38.1 yards.

### TITANS TIDBITS:

- Miller began his pro football career in the Canadian Football League, playing for two seasons with the Baltimore Stallions from 1994-95. In each of his years in the CFL, he led the league in punting and was selected to the first team all-league.
- Miller is one of a select few players who have won both a Grey Cup and Super Bowl. He captured a Grey Cup as a member of 1995 Baltimore Stallions and earned a Super Bowl ring with the 2004 New England Patriots.
- Miller completed the first pass attempt of his pro career for an 81-yard touchdown to current Titans teammate Chris Hope on a fake punt at Baltimore (12/28/03).
- Miller recorded a "single" in the 83rd Grey Cup when a punt, aided by a 50-km/h wind at Taylor Field in Regina, Saskatchewan bounded over the head of a Calgary Stampeders return man and out the back of the end zone to award Baltimore a single point.

### CAREER HIGHLIGHTS:

- 2007 (1/0 - Tennessee):** Was signed as a free agent on Sept. 22, 2007 after Craig Hentrich suffered a back injury. Saw action in one game against New Orleans (9/24). Was inactive against Atlanta (10/7) and Tampa Bay (10/14) before being released on Oct. 16, 2007.
- At New Orleans (9/24), punted three times for 121 yards (40.3 avg.) with one punt placed inside the 20-yard line in a 31-14 victory on Monday Night Football. Boomed a 52-yard punt in the second quarter.
- 2006 (10/0, 0/0 – New England):** Punted in the first 10 games before being placed on injured reserve on Nov. 24, 2006. Nailed 43 punts for 1,848 yards (43.0 avg.) and placed 12 punts inside the opponents' 20-yard line.
- At N.Y. Jets (9/17), registered three punts for 158 yards (52.7 avg.) and boomed a game-high 61-yard punt in the second quarter.
  - At Buffalo (10/22), recorded six punts for 286 yards (47.5 avg.). Nailed a season-long 62-yard punt in the second quarter. Pinned

the Bills at their 13-yard line with a 27-yard punt in the third quarter. Booted a 55-yard punt at the end of the third quarter.

- At Minnesota (10/30), punted four times for 187 yards (46.8 avg.). Boomed a 53-yard punt in the third quarter and nailed a 55-yard punt late in the fourth quarter.
- 2005 (16/0, 2/0 – New England):** Finished fourth in the NFL with a 45.1 punt average, a figure that ranks second in single-season Patriots history (Tom Tupa, 45.8, 1997). His 45.1-yard average was just 0.1 yards shy of his career high (45.2, 1999). Recorded just four touchbacks, the fewest among the NFL's top 10 punters. Registered 21 punts of 50 yards or more and dropped 22 punts inside the opponents' 20-yard line.
- At Denver (10/16), logged seven punts for 361 yards (51.6 avg.). Nailed four punts of 50 yards or more and dropped three kicks inside the Broncos' 20-yard line. Pinned the Broncos deep in their own territory with a 48-yard punt that was downed at the Denver 2-yard line. Boomed a 58-yard punt to the Broncos 3-yard line in the first quarter.
  - Against New Orleans (11/20), punted five times for 237 yards (47.4 avg.) and nailed three punts of 50 yards or more in the victory.
  - At Denver (1/14), booted three punts for 146 yards (48.7 avg.) and nailed a 50-yard punt at the end of the first quarter.
- 2004 (16/0, 3/0 – New England):** Punted 56 times for 2,350 yards (42.0-yard avg.), his highest average in three seasons. Nailed a 50-yard punt with his first kick in a Patriots uniform against Indianapolis (9/9). Boomed a season-best 69-yard punt from his own end zone in the fourth quarter of the Patriots' AFC East clinching 35-28 victory over Cincinnati (12/12/04).
- Against Indianapolis (9/9), boomed a 50-yard punt with his first kick in a Patriots uniform. Nailed a 52-yard punt from deep in Patriots territory to push back the Colts offense late in the fourth quarter.
  - At Pittsburgh (10/31), registered three punts for 157 yards (52.3 avg.) while placing one kick inside the 20-yard line.
  - Against Cincinnati (12/12), punted three times for 162 yards (54.0 avg.). Nailed a season-best 69-yard punt from his own end zone in the fourth quarter.
  - Against Philadelphia (2/6), recorded seven punts for 316 yards (45.1 avg.), including three that were dropped inside the 20-yard line in the Patriots' 24-21 victory over the Eagles in Super Bowl XXXIX. Boomed a 48-yard punt down to the Eagles 7-yard line. Pinned the Eagles deep in their



own territory and helped thwart a Philadelphia comeback with a 32-yard punt that was downed at the Philadelphia 4-yard line with 46 seconds remaining in the fourth quarter.

**2003 (16/0 – Pittsburgh):** Produced another solid season, averaging 41.9 yards (3,521 total) on 84 punts. Compiled a 36-yard net average with 27 punts inside the 20-yard line. Completed the first pass of his pro career on a fake punt that resulted in an 81-yard touchdown in the season finale.

- At Denver (10/12), averaged 46.7 yards on seven punts, including a long of 54 yards.

- Against Cincinnati (11/30), averaged 55.3 yards on three punts (166 total yards) and had a season long of 69 yards.

- At Baltimore (12/28), completed the first pass attempt of his pro career for an 81-yard touchdown to Chris Hope on a fake punt. Punted eight times for a 41-yard average and had a net of 35.4 yards and nailed three punts inside the 20-yard line.

**2002 (14/0 – Pittsburgh):** Played in 14 games and averaged 41.2 yards on 55 punts, including a season-best 62-yard kick. Placed 14 punts inside the 20-yard line.

- At New Orleans (10/6), punted four times for a 47.3-yard average, including a long of 52 yards.

**2001 (16/0, 2/0 – Pittsburgh):** Averaged 42.5 yards on 59 punts, including a long of 64. Produced a 34.9-yard net average, while nailing 23 punts inside the 20-yard line.

- Against Baltimore (11/4), punted five times for a 52.4-yard average (262 yards) and boomed a season-long 64-yard punt.

- Against New England (1/27), punted six times for 258 yards for a 43-yard average in the AFC Championship Game, including a long of 53 yards.

**2000 (16/0 – Pittsburgh):** Finished seventh in the AFC in punting with an average of 43.8 yards. Ranked second in the NFL in punts inside the 20-yard line with 34, which tied a career high.

- Against Baltimore (9/3), averaged an impressive 50.8 yards (305 total) on six punts.

- Against Cincinnati (10/15), punted a Steelers team-record 12 times for 526 yards for a 43.8 average and placed a season-high six punts inside the 20-yard line. Booted six of his 12 punts more than 50 yards and five more than 55 yards with a long of 59 and had an impressive 38.8-yard net-punting average.

**1999 (16/0 – Pittsburgh):** Selected as an alternate to the Pro Bowl. Finished third in the NFL (second in the AFC) with a 38.1

net punting average. Was tied for third in the NFL and second in the AFC with a 45.2-yard average. Nailed 27 punts inside the 20-yard line. Surpassed 10,000 punt yards for his career.

- Against Seattle (9/26), punted five times for 280 yards, good for an impressive 56-yard average and had a long of 68 yards.

- At Tennessee (11/21), averaged 52.8 yards on four punts (211 total yards), with a long of 62 yards. Compiled a net-punting average of 49.3 yards.

- At Jacksonville (12/2), averaged 52.7 yards on six punts (316 total yards), including a career-long 75-yarder. Tied for the second-longest punt in Steelers history with his 75-yard boot, which just missed being downed at the one-foot line.

**1998 (16/0 – Pittsburgh):** Led the NFL with a career-high 34 punts inside the 20-yard line. Finished 11th in the NFL in net punting average (36.8 yards).

- Against Chicago (9/13), averaged a career-high 51.1 yards a punt on eight punts and booted two kicks of 60 or more yards and five punts of 50 or more yards.

- At Cincinnati (10/11), punted just two times for an impressive 49-yard average (98 total yards). Placed a punt at the 1-yard line in the fourth quarter that helped set up Norm Johnson's 40-yard field goal. Booted a long of 57 yards.

**1997 (16/0, 2/0 – Pittsburgh):** Had a solid season, averaging 42.6 yards (2,729 total) on 64 punts. Accumulated a net average of 35.0. Also nailed 17 kicks inside the opposing teams' 20-yard line. Had 16 of his 64 punts travel more than 50 yards.

- Against Dallas (8/31), punting a regular season-high eight times, averaged 46.9 yards a punt in that game and had four punts of 50 or more yards and three punts longer than 55 yards.

- At Baltimore (10/5), had one of his best games, compiling a season and career-high 50.5-yard punting average, including kicks of 63 and 53 yards that resulted in a net average of 41.3 yards.

**1996 (12/0, 2/0 – Pittsburgh):** Played 12 games after signing as a free agent. Finished season with 41.0 average and 33.6 net. Had average lowered by the fact 17 of his 55 punts (30 percent) were made from inside opponent's 50-yard line.

- Against Jacksonville (11/17), nailed a season-best four of six punts inside the 20-yard line.

- At Miami (11/25), punted three times, including 59-yarder for second-highest average of 49.7 yards.

**1995 (18/0 – CFL - Baltimore Stallions):** Played 18 games, averaging 47.7 yards with a 42.2-yard net on 118 punts. Handled 57 kickoffs with an average of 58.1 yards per attempt and a long kick of 69 yards. Earned Southern All-Star and CFL All-Star honors. Led CFL in punting average for second straight year.

**1994 (18/0 – CFL - Baltimore Stallions):** Played 18 games and punted 117 times for 42.9 gross average (36.9-yard net). Selected to the Eastern and CFL All-Star squads and led league in punting average.

### COLLEGE:

- Was a two-year letterman at Arizona after transferring from junior college and averaged 40.3 yards with a 38.0 net on 119 career punts, including 44 inside the 20-yard line.
- Punted 74 times in 1992 (42.7 avg., 41.9-yard net) and nailed 24 kicks inside the 20.
- Named first-team Pac-10 and first-team All-America in 1993.
- Was a two-time All-Western State

Football League pick as punter and kicker at Scottsdale Community College in Scottsdale, Ariz.

- Handled both placekicking and punting duties at the Senior Bowl.
- Graduated with degree in communications from Arizona.

### PERSONAL:

- Married to Angie, the couple has two daughters (Olivia and Ava) and a son (Caleb) and splits time between Nashville and Boston, Mass.
- Lettered in football, basketball and track at East Brunswick High School in East Brunswick, N.J., while earning All-State honors in football and track. Played wide receiver in addition to handling placekicking and punting.
- Lettered guard on basketball team and was a decathlete in track.
- In 2002, was inducted in to the Jewish Sports Hall of Fame.
- Born Josh Miller on July 14, 1970 in Queens, N.Y.

## Josh Miller's NFL Statistics

PUNTING												
Year	Team	G	No	Yds	Avg	Ret	Yds	Net	TB	In 20	LG	Blk
1996	Pittsburgh	12	55	2256	41.0	24	248	33.6	8	18	61	0
1997	Pittsburgh	16	64	2729	42.6	23	271	35.0	11	17	72	0
1998	Pittsburgh	16	81	3530	43.6	30	310	36.8	12	34	73	0
1999	Pittsburgh	16	84	3795	45.2	39	392	38.1	10	27	75	0
2000	Pittsburgh	16	90	3944	43.8	44	371	37.5	8	34	67	1
2001	Pittsburgh	16	59	2505	42.5	26	310	34.9	5	23	64	1
2002	Pittsburgh	14	55	2267	41.2	28	346	32.5	5	14	62	1
2003	Pittsburgh	16	84	3521	41.9	47	299	36.0	8	27	72	1
2004	New England	16	56	2350	42.0	31	365	33.7	5	19	69	0
2005	New England	16	76	3431	45.1	42	405	38.3	4	22	59	1
2006	New England	10	43	1848	43.0	18	169	35.8	7	12	62	0
2007	Tennessee	1	3	121	43.1	1	10	37.0	0	1	52	0
<b>NFL Totals</b>		<b>165</b>	<b>750</b>	<b>32297</b>	<b>43.1</b>	<b>353</b>	<b>3496</b>	<b>35.9</b>	<b>83</b>	<b>248</b>	<b>75</b>	<b>5</b>

PLAYOFFS												
Year	Team	G	No	Yds	Avg	Ret	Yds	Net	TB	In 20	Lg	Blk
1996	Pittsburgh	2	11	461	41.9	8	76	35.0	0	2	59	0
1997	Pittsburgh	2	13	462	35.5	5	43	32.2	0	4	51	0
2001	Pittsburgh	2	12	500	41.7	6	179	25.1	1	4	53	0
2004	New England	3	16	672	42.0	6	59	35.8	2	6	52	0
2005	New England	2	7	318	45.4	4	22	42.3	0	1	50	0
2006	New England	0	0	0	0.0	0	0	0.0	0	0	0	0
<b>Playoff Totals</b>		<b>11</b>	<b>59</b>	<b>2413</b>	<b>40.9</b>	<b>29</b>	<b>379</b>	<b>33.5</b>	<b>3</b>	<b>17</b>	<b>59</b>	<b>0</b>

**Single-Game Highs**  
 Punts - 12 vs. Cincinnati (10/15/00)  
 Yards - 526 vs. Cincinnati (10/15/00)  
 Gross Average - 56.0 vs. Seattle (9/26/99)  
 Long Punt - 75 at Jacksonville (12/2/99)

**Playoff Highs**  
 Punts - 9 (two times, last vs. New England 1/3/98)  
 Yards - 378 at New England (1/5/97)  
 Gross Average - 48.7 at Denver (1/14/06)  
 Long Punt - 59 at New England (1/5/97)



# 23



## Donnie NICKEY



### SAFETY

**6'3" • 210 lbs. • Born: 4.25.80 • Exp. (NFL/Titans): 6/6 • D5 – 2003 • Ohio State  
2007 GP/GS: 16/0 (Playoffs 1/0) • Career GP/GS: 76/6 (Playoffs 3/0) • Plain City, OH**

**PRO:** A seasoned special teams leader and valuable defensive reserve, Nickey was re-signed by the Titans as an unrestricted free agent on March 26, 2008. Entering his sixth season, Nickey has played in 76 career games with six starts and posted 36 tackles with a sack and a pass defensed on defense. A key contributor on special teams, Nickey has totaled 51 career tackles. He has played in 63 consecutive games, including all 16 contests in 2007. Last season Nickey collected eight special teams tackles to go along with a sack in defensive play. In 2006, he tied for third on the team with 16 special teams tackles. Nickey tied for third on the squad with 15 special teams stops and one tackle on defense in 2005. His role during his career has been primarily on special teams, but in 2004, he started six games at safety due to the injuries of starters Lance Schulters and Tank Williams. Prior to being drafted, the hard-hitting and highly intelligent Nickey ran a 4.53-second 40-yard dash, bench pressed 335 pounds and posted a 35.5 vertical jump. He was selected in the fifth round (154th overall) in the 2003 NFL Draft after the team traded its picks in the fifth (164th overall), sixth (201st overall) and seventh (243rd overall) rounds to New England in exchange for the Patriots' fifth (154th overall) and seventh (225th overall) round selections.

#### TITANS TIDBITS:

- After his football career, Nickey, who earned his college degree in risk management and investment strategy, will continue to pursue diverse business opportunities. In 2003, he and his brothers, Ian and Jonathan, started Nickey Media ([www.nickeymedia.com](http://www.nickeymedia.com)) which specializes in multimedia web services.
- Nickey's knowledge and love of cars, created the perfect fit for a recent business venture, Nickey Motors LLC, which serves as a wholesaler for vehicles.

- Nickey's brother Ian serves as a lobbyist in the Ohio Senate. Jonathan, the youngest of the brothers, is a gifted artist and has lent his creative hand to various client projects. He is a graduate of Middle Tennessee State University. Their father Don is a patent attorney, while their mother Cindy teaches art.
- After helping Ohio State defeat Miami for the National Championship in his senior year, Nickey was honored at Donnie Nickey Night by his high school, Jonathan Alder, and received a key to his hometown of Plain City, Ohio, a suburb of Columbus. Nickey has continued to support his hometown and high school by underwriting the team uniforms through the Jonathan Alder Foundation Sports Fund.
- Nickey, an honors graduate at Ohio State, scored an exceptional 38 on a timed Wonderlic test at the NFL Combine prior to the draft.
- Nickey has appeared and played in numerous charitable golf and baseball tournaments in the Nashville area. He has participated in Cops and Jocks, which benefits Mothers Against Drunk Driving.
- Nickey's appreciation for the arts has led him to be an underwriter for many of the Tennessee State Museum Foundation fund raising events. Nickey also has lent his support to The Cumberland Heights Alcohol and Drug Treatment Center and his generosity helped grant a wish for a child through the Make-A-Wish Foundation of Middle Tennessee.

#### CAREER HIGHLIGHTS:

- 2007 (16/0, 1/0):** Saw action in all 16 regular season games and the playoff contest against San Diego (1/6). Collected eight special teams tackles on coverage units and registered a sack on defense. Tied for the team lead in special teams tackles twice in 2007 (vs. SD, at KC).
- At Houston (10/21), played on special

teams coverage units and finished second on the team with three special teams tackles in the Titans' thrilling 38-36 victory.

- Against Houston (12/2), saw action on special teams coverage units and collected a fumble recovery in the Titans' 28-20 victory. Recovered a fumble at the Houston 29-yard line after a Jacoby Jones muffed punt return in the fourth quarter.

- Against San Diego (12/9), saw limited action at safety when Calvin Lowry left the field for a play because of an injury and made the most of his opportunity with a sack. Came off the edge on a blitz and sacked Philip Rivers for a 1-yard loss on a third-and-nine play in the first quarter.

- At Kansas City (12/16), played in a reserve role on special teams coverage units and tied for the team lead with three special teams tackles in the Titans' 26-17 road victory.

- In the AFC Wild Card game at San Diego (1/6), tied for the team lead with two special teams tackles on coverage units.

**2006 (16/0):** Played in all 16 games and tied for third on team with 16 special teams tackles. Also saw limited action on defense.

- Registered season-high two tackles in six games (at San Diego, at Washington, at Jacksonville, against Baltimore, at Philadelphia and at Buffalo).

**2005 (16/0):** Saw action in all 16 games and was one of team's key contributors on special teams. Nickey tied for third on squad with 15 special teams tackles and served as back-up to starters Tank Williams and Lamont Thompson, while recording one tackle on defense.

- Saw action in defensive backfield at Pittsburgh (9/11), against Baltimore (9/18), against Jacksonville (11/20) and against Seattle (12/18).

- Posted at least one special teams tackle in 12 of 16 games.

- Against Seattle (12/18), caught 26-yard pass from punter Craig Hentrich on fake punt to extend drive.

**2004 (15/6):** Played in 15 games and recorded six starts. Waived Sept. 10 and re-signed Sept. 15, missing season opener at Miami (9/11). Thrust into the starting lineup in the second half of the season after season-ending injuries to starting safeties Lance Schulters and Tank Williams. Earned starts at Jacksonville (11/21), at Houston (11/28), against Kansas City (12/13), at Oakland (12/19), against Denver (12/25) and against Detroit (1/2). Set career highs in every defensive category,

totaling 34 tackles, three quarterback pressures and one pass defended. Added five stops on special teams.

- At San Diego (10/3), recovered surprise onside kick in fourth quarter.

- At Jacksonville (11/21), recorded first career start in place of Tank Williams (knee injury) at strong safety. Totaled three tackles and one quarterback pressure.

- Against Denver (12/25), set career-high with 11 tackles and added one quarterback pressure.

- Against Detroit (1/2), tallied seven tackles, one quarterback pressure and one pass defended. In final minute of play on fourth-and-three, broke up pass intended for Roy Williams over middle to seal victory.

**2003 (13/0, 2/0):** Served as reserve safety and special teams contributor in 13 regular season and two postseason games in rookie season. Totaled seven special teams tackles and saw action in the defensive backfield in two games (9/7 against Oakland and 10/5 at New England). Deactivated for three contests due to plantar fasciitis in his right foot.

- Against Oakland (9/7), made professional debut and posted one special teams tackle.

- Limited at Carolina (10/19) due to plantar fascia injury in foot suffered in pre-game warm-ups, which caused him to be inactive at Jacksonville (10/26), against Miami (11/9) and against Jacksonville (11/16).

**COLLEGE:**

- Started all four years and played both safety positions for Ohio State. Made all calls in Buckeyes secondary from sophomore season on. Completed his career with 258 tackles, two sacks, six stops behind line of scrimmage, five interceptions, 11 pass deflections, three fumble recoveries and two forced fumbles while starting 48 of 50 games.

- As senior, named honorable mention All-Big Ten as team captain, recording 67 tackles, two pass deflections, one tackle behind line of scrimmage, two fumble recoveries and two blocked punts.

- As junior, ranked fifth on team with 54 tackles, starting every game at free safety.

- As sophomore, named All-Big Ten conference honorable mention after switching to free safety, where he started every game.

- As freshman, named Freshman All-American by *The Sporting News* after recording 10 starts at strong safety.

- Graduated with degree in risk management and investments on June 13, 2003.

## PERSONAL:

- Single with one daughter Ava Grace (3/19/08), splits time between Nashville and Plain City, Ohio.
- Named first-team All-Ohio in football and baseball as senior at Jonathan Alder (Ohio) HS. As a senior centerfielder, led the baseball team to state championship. Rushed for 2,412 yards and recorded seven interceptions during his career.
- Became only the second athlete from his Division IV high school (Jonathan Alder – graduating class of only 98 students) to receive an athletic scholarship to Division

1-A university, Ohio State.

- Older brother, Ian, played football at Kenyon College, a Division III school located in Gambier, Ohio.
- Enjoys fishing, golf and hunting in the offseason.
- List of favorites: (movies) “The Godfather” and “No Country for Old Men”; (TV show) “The Office”; (sports team) Cleveland Indians; (vacation destination) Las Vegas; (school subject) art; (restaurants) Arnold’s and Joey’s House of Pizza.
- Born Donald Orvin Nickey II on April 25, 1980 in Akron, Ohio.

## NICKEY GAME-BY-GAME

2003 Tennessee Titans												
Date	Opp.	W/L	P/S	Tot Solo	Sk	QB P/TFL	Int	Yds	PD	FF	FR	SpT
Sept 7	@ Oak	W	1/0	0	0	0	0	0	0	0	0	0
Sept 14	@ Ind	L	1/0	0	0	0	0	0	0	0	0	0
Sept 21	@ NO	W	1/0	0	0	0	0	0	0	0	0	0
Sept 28	@ Pit	W	1/0	0	0	0	0	0	0	0	0	1
Oct 5	@ NE	L	1/0	0	0	0	0	0	0	0	0	1
Oct 12	@ Hou	W	1/0	0	0	0	0	0	0	0	0	0
Oct 19	@ Car	W	1/0	0	0	0	0	0	0	0	0	0
Oct 26	@ Jax	W	0/0			INACTIVE						
Nov 9	@ Mia	W	0/0			INACTIVE						
Nov 16	@ Jax	W	0/0			INACTIVE						
Nov 23	@ Atl	W	1/0	0	0	0	0	0	0	0	0	1
Dec 1	@ NYJ	L	1/0	0	0	0	0	0	0	0	0	0
Dec 7	@ Ind	L	1/0	0	0	0	0	0	0	0	0	1
Dec 14	@ Buf	W	1/0	0	0	0	0	0	0	0	0	0
Dec 21	@ Hou	W	1/0	0	0	0	0	0	0	0	0	1
Dec 28	@ TB	W	1/0	0	0	0	0	0	0	0	0	1
<b>Totals</b>			<b>12-4 13/0</b>	<b>0</b>	<b>0</b>	<b>0</b>	<b>0</b>	<b>0</b>	<b>0</b>	<b>0</b>	<b>0</b>	<b>7</b>
Playoffs												
Jan 3	@ Bal	W	1/0	0	0	0	0	0	0	0	0	1
Jan 10	@ NE	L	1/0	0	0	0	0	0	0	0	0	0
<b>Totals</b>			<b>1-1 2/0</b>	<b>0</b>	<b>0</b>	<b>0</b>	<b>0</b>	<b>0</b>	<b>0</b>	<b>0</b>	<b>0</b>	<b>1</b>
2004 Tennessee Titans												
Date	Opp.	W/L	P/S	Tot Solo	Sk	QB P/TFL	Int	Yds	PD	FF	FR	SpT
Sept 11	@ Mia	W	0/0			NOT ON ROSTER						
Sept 19	@ Ind	L	1/0	0	0	0	0	0	0	0	0	0
Sept 26	@ Jax	L	1/0	0	0	0	0	0	0	0	0	1
Oct 3	@ SD	L	1/0	0	0	0	0	0	0	0	0	0
Oct 31	@ GB	W	1/0	0	0	0	0	0	0	0	0	0
Oct 17	@ Hou	L	1/0	0	0	0	0	0	0	0	0	2
Oct 24	@ Min	L	1/0	0	0	0	0	0	0	0	0	0
Oct 31	@ Cin	W	1/0	0	0	0	0	0	0	0	0	0
Nov 14	@ Chi	L	1/0	0	0	0	0	0	0	0	0	0
Nov 21	@ Jax	W	1/1	3	3	0	1	0	0	0	0	0
Nov 28	@ Hou	L	1/1	5	3	0	0	0	0	0	0	0
Dec 5	@ Ind	L	1/0	0	0	0	0	0	0	0	0	1
Dec 13	@ KC	L	1/1	4	4	0	0	0	0	0	0	1
Dec 19	@ Oak	L	1/1	4	4	0	0	0	0	0	0	0
Dec 25	@ Den	L	1/1	11	8	0	1	0	0	0	0	0
Jan 2	@ Det	W	1/1	7	6	0	1	0	0	1	0	0
<b>Totals</b>			<b>5-11 15/6</b>	<b>34</b>	<b>28</b>	<b>0</b>	<b>3</b>	<b>0</b>	<b>0</b>	<b>1</b>	<b>0</b>	<b>5</b>
2005 Tennessee Titans												
Date	Opp.	W/L	P/S	Tot Solo	Sk	QB P/TFL	Int	Yds	PD	FF	FR	SpT
Sept 11	@ Pit	L	1/0	1	1	0	0	0	0	0	0	0
Sept 18	@ Bal	W	1/0	0	0	0	0	0	0	0	0	0
Sept 25	@ Stl	L	1/0	0	0	0	0	0	0	0	0	1
Oct 2	@ Ind	L	1/0	0	0	0	0	0	0	0	0	0
Oct 9	@ Hou	W	1/0	0	0	0	0	0	0	0	0	2
Oct 16	@ Cin	L	1/0	0	0	0	0	0	0	0	0	1
Oct 23	@ Ari	L	1/0	0	0	0	0	0	0	0	0	1
Oct 30	@ Oak	L	1/0	0	0	0	0	0	0	0	0	0
Nov 6	@ Cle	L	1/0	0	0	0	0	0	0	0	0	1
Nov 20	@ Jax	L	1/0	0	0	0	0	0	0	0	0	1
Nov 27	@ S.F.	W	1/0	0	0	0	0	0	0	0	0	2
Dec 4	@ Ind	L	1/0	0	0	0	0	0	0	0	0	1
Dec 11	@ Hou	W	1/0	0	0	0	0	0	0	0	0	1
Dec 18	@ Sea	L	1/0	0	0	0	0	0	0	0	0	0
Dec 24	@ Mia	L	1/0	0	0	0	0	0	0	0	0	2
Jan 1	@ Jax	L	1/0	0	0	0	0	0	0	0	0	1
<b>Totals</b>			<b>4-12 16/0</b>	<b>1</b>	<b>1</b>	<b>0</b>	<b>0</b>	<b>0</b>	<b>0</b>	<b>0</b>	<b>0</b>	<b>15</b>

2006 Tennessee Titans												
Date	Opp.	W/L	P/S	Tot Solo	Sk	QB P/TFL	Int	Yds	PD	FF	FR	SpT
Sept 10	@ NYJ	L	1/0	0	0	0.0	0	0	0	0	0	0
Sept 17	@ SD	L	1/0	0	0	0.0	0	0	0	0	0	0
Sept 24	@ Mia	L	1/0	0	0	0.0	0	0	0	0	0	0
Oct 1	@ Dal	L	1/0	0	0	0.0	0	0	0	0	0	0
Oct 8	@ Ind	L	1/0	0	0	0.0	0	0	0	0	0	0
Oct 15	@ Was	W	1/0	0	0	0.0	0	0	0	0	0	0
Oct 29	@ Hou	W	1/0	0	0	0.0	0	0	0	0	0	0
Nov 5	@ Jax	L	1/0	0	0	0.0	0	0	0	0	0	0
Nov 12	@ Bal	L	1/0	0	0	0.0	0	0	0	0	0	0
Nov 19	@ Phi	W	1/0	0	0	0.0	0	0	0	0	0	0
Nov 26	@ NYG	W	1/0	0	0	0.0	0	0	0	0	0	0
Dec 3	@ Ind	W	1/0	0	0	0.0	0	0	0	0	0	0
Dec 10	@ Hou	W	1/0	0	0	0.0	0	0	0	0	0	0
Dec 17	@ Jax	W	1/0	0	0	0.0	0	0	0	0	0	0
Dec 24	@ Buf	W	1/0	0	0	0.0	0	0	0	0	0	0
Dec 31	@ NE	L	1/0	0	0	0.0	0	0	0	0	0	0
<b>Totals</b>			<b>8-8 16/0</b>	<b>0</b>	<b>0</b>	<b>0.0</b>	<b>0</b>	<b>0</b>	<b>0</b>	<b>0</b>	<b>0</b>	<b>16</b>
2007 Tennessee Titans												
Date	Opp.	W/L	P/S	Tot Solo	Sk	QB P/TFL	Int	Yds	PD	FF	FR	SpT
Sept 9	@ Jax	W	1/0	0	0	0	0	0	0	0	0	0
Sept 16	@ Ind	L	1/0	0	0	0	0	0	0	0	0	0
Sept 24	@ NO	W	1/0	0	0	0	0	0	0	0	0	0
Oct 7	@ Atl	W	1/0	1	1	0	0	0	0	0	0	0
Oct 14	@ TB	L	1/0	0	0	0	0	0	0	0	0	0
Oct 21	@ Hou	W	1/0	0	0	0	0	0	0	0	0	0
Oct 28	@ Oak	W	1/0	0	0	0	0	0	0	0	0	0
Nov 4	@ Car	W	1/0	0	0	0	0	0	0	0	0	0
Nov 11	@ Jax	L	1/0	0	0	0	0	0	0	0	0	0
Nov 19	@ Den	L	1/0	0	0	0	0	0	0	0	0	0
Nov 25	@ Cin	L	1/0	0	0	0	0	0	0	0	0	0
Dec 2	@ Hou	W	1/0	0	0	0	0	0	0	0	0	0
Dec 9	@ SD	L	1/0	0	0	1.0	0	0	0	0	0	0
Dec 16	@ KC	W	1/0	0	0	0	0	0	0	0	0	0
Dec 23	@ NYJ	W	1/0	0	0	0	0	0	0	0	0	0
Dec 30	@ Ind	W	1/0	1	1	1.0	0	0	0	0	0	0
<b>Totals</b>			<b>10-6 16/0</b>	<b>1</b>	<b>1</b>	<b>1.0</b>	<b>0</b>	<b>0</b>	<b>0</b>	<b>0</b>	<b>0</b>	<b>8</b>
Playoffs												
Jan 6	@ SD	L	1/0	0	0	0	0	0	0	0	0	0
<b>Totals</b>			<b>0-1 1/0</b>	<b>0</b>	<b>0</b>	<b>0</b>	<b>0</b>	<b>0</b>	<b>0</b>	<b>0</b>	<b>0</b>	<b>0</b>



Donnie Nickey's NFL Statistics

Year	Team	GP	GS	TACKLES				Sk	Yds	INTERCEPTIONS					FUMBLES				
				Tot	Solo	Asst	No			Yds	Lg	TD	PD	EE	ER	Yds	SpT		
2003	Tennessee	13	0	0	0	0	0.0	0.0	0	0	0	0	0	0	0	0	0	0	7
2004	Tennessee	15	6	34	28	6	0.0	0.0	0	0	0	0	1	0	0	0	0	5	
2005	Tennessee	16	0	1	1	0	0.0	0.0	0	0	0	0	0	0	0	0	0	15	
2006	Tennessee	16	0	0	0	0	0.0	0.0	0	0	0	0	0	0	0	0	0	16	
2007	Tennessee	16	0	1	1	0	1.0	1.0	0	0	0	0	0	0	0	0	0	8	
<b>NFL Totals</b>		<b>76</b>	<b>6</b>	<b>36</b>	<b>30</b>	<b>6</b>	<b>1.0</b>	<b>1.0</b>	<b>0</b>	<b>0</b>	<b>0</b>	<b>0</b>	<b>1</b>	<b>0</b>	<b>0</b>	<b>0</b>	<b>0</b>	<b>51</b>	

PLAYOFFS

Year	Team	GP	GS	TACKLES				Sk	Yds	INTERCEPTIONS					FUMBLES			
				Tot	Solo	Asst	No			Yds	Lg	TD	PD	EE	ER	Yds	SpT	
2003	Tennessee	2	0	0	0	0	0.0	0.0	0	0	0	0	0	0	0	0	0	1
2007	Tennessee	1	0	0	0	0	0.0	0.0	0	0	0	0	0	0	0	0	0	2
<b>NFL Totals</b>		<b>3</b>	<b>0</b>	<b>0</b>	<b>0</b>	<b>0</b>	<b>0.0</b>	<b>0.0</b>	<b>0</b>	<b>0</b>	<b>0</b>	<b>0</b>	<b>0</b>	<b>0</b>	<b>0</b>	<b>0</b>	<b>0</b>	<b>3</b>

Single-Game Highs

Tackles - 11 vs. Denver (12/25/04)  
 Special Teams Tackles - 3 at Kansas City (12/16/07)

Additional Career Statistics

Receiving - 1 for 26 yds (2005)  
 Rushing - 1 for 0 yds (2006)

Playoff Highs

Special Teams Tackles - 2 at San Diego (1/6/08)

66



Mike OTTO



OFFENSIVE TACKLE

6'5" • 308 lbs. • Born: 7.24.83 • Exp. (NFL/Titans): 1/1 • D7 – 2007 • Purdue  
 2007 GP/GS: 0/0 (Playoffs 0/0) • Career GP/GS: 0/0 (Playoffs 0/0) • Kokomo, IN

**PRO:** Otto brings depth and durability to a veteran group of offensive linemen in 2008. Labeled by Titans coaches as a versatile lineman that can play tackle or guard, the former seventh round pick will contend for a roster spot in 2008. As a rookie last season, Otto spent the entire 2007 regular season on the Titans practice squad. He was signed to the active roster prior to the Wild Card matchup with the Chargers (1/6), but did not play in the game. In 2007 pre-draft workouts he ran a 5.13 in the 40-yard dash and bench pressed 225 pounds 23 times. He was selected by the Titans in the seventh round (223rd overall) in the 2007 NFL Draft.

TITANS TIDBITS:

- Otto's decision to attend Purdue and play football was heavily supported because of his family's deep roots at the university. His father, Ken, played basketball at Purdue from 1971 to 1973, and his mother, Judy; sister, Jennifer; brother, Brian; two uncles; and three aunts also are Purdue graduates.
- Otto's most interesting job in high school

was working as a groundskeeper for a cemetery. Looking for an opportunity to make money as a teenager, Otto didn't mind the strange location. His duties consisted of mowing the grass, attending to the flowers and making sure the tombstones stayed upright.

- Otto's great appreciation for blues and rock music has inspired him to one day open up a blues and rock bar where people can come and listen to live music.
- During the 2008 offseason, Otto visited Taiwan for a week with his brother-in-law to learn the culture and experience the country.

CAREER HIGHLIGHTS:

- **2007 (0/0, 0/0):** Spent the entire 2007 regular season on the Titans practice squad. Signed to the active roster from the practice squad on Jan. 4, 2008.
- In AFC Wild Card Game at San Diego (1/6), was in uniform but did not play.

COLLEGE:

- The anchor for the Boilermakers offensive

line during his four-year career, Otto broke the school record with 51 career starts.

- As a senior co-captain, Otto started all 14 games at left tackle and helped Purdue rank first in Big Ten and 13th nationally in total offense. Earned second team All-Big Ten by the coaches, honorable mention All-Big Ten by the media, Academic All-Big Ten and was named a semifinalist for the Draddy Award for his academic success, football performance and exemplary community leadership. Received team's Noble E. Kizer Award for the top grade-point average last two semesters.
- As a junior, started all 11 games and earned honorable mention All-Big Ten by coaches and media. Was part of offensive line that allowed only nine sacks out of 428 passing attempts (one every 47.6 passes). Also named Academic All-Big Ten.
- As a sophomore, started all 12 games at left tackle and helped Boilermakers rank fourth in nation in passing offense at 321.2 yards per game.
- As a redshirt freshman, started all 13 games at left tackle and named first team Freshman All-American by Collegefootballnews.com, Rivals.com and

*The Sporting News*. Selected to Big Ten All-Freshman team by *The Sporting News* and earned honorable mention All-Big Ten by coaches and media. Also named Academic All-Big Ten.

- Majored in organizational leadership and supervision.

## PERSONAL:

- Single, splits time between Nashville and Kokomo, Ind.
- Attended Maconaquah (Kokomo, Ind.) High School and earned first-team All-State as senior and junior at offensive guard. Also saw action at defensive end.
- Also lettered in basketball and track in high school.
- Hobbies include playing guitar and listening to music.
- List of favorites: (movie) "Garden State"; (TV show) "Scrubs"; (actress) Natalie Portman; (musician) Warren Zevon; (sports hero growing up) Tony Boselli; (school subject) history; (vacation getaway) Australia; (food) steak; and (car) Cadillac STS.
- Born Michael Everett Otto on July 24, 1983 in Kokomo, Ind.

# 85



Jamie  
**PETROWSKI**



**TIGHT END**

**6'4" • 262 lbs. • Born: 7.12.82 • Exp. (NFL/Titans): 1/1 • FA – 2006 • Indiana State  
2007 GP/GS: 0/0 (Playoffs 1/0) • Career GP/GS: 0/0 (Playoffs 1/0) • Terre Haute, IN**

**PRO:** A strong, physical tight end with good hands, Jamie Petrowski is expected to contribute to the Titans offense in 2008 after spending much of his first two years in the NFL on the team's practice squad. Petrowski gained his first NFL game experience during the 2007 playoffs. As a rookie, Petrowski was released on Sept. 2 and signed to the practice squad on Dec. 13. He was re-signed on Jan. 25, 2007 and allocated to NFL Europa's Frankfurt Galaxy, where he recorded 32 receptions for 474 yards and five touchdowns. He then spent two separate stints on the practice squad (Sept. 2-21, Sept. 26-Jan. 2) before being elevated to the active roster for the 2008 playoffs. The Titans originally signed Petrowski as a rookie free agent on May 3, 2006.

## TITANS TIDBITS:

- When Petrowski played in the team's 2007 Wild Card Playoff Game at San Diego, he became the first Indiana State Sycamore to play in the NFL since Dan Brandenburg of the Buffalo Bills from 1995-96.
- Petrowski has helped film several episodes of "Anything Wild," a hunting show slated to air on The Sportsman Channel and The Pursuit Channel within the next year. The show's producer and host, Jimmy Durako, is a close college friend of Petrowski, who has included teammates David Stewart and Ingle Martin in some of the hunts and fishing outings that will appear on the show.
- Each of Petrowski's arms features a tattoo of a buck head that he sketched.

**CAREER HIGHLIGHTS:**

**2007 (0/0, 1/0):** Spent all but one week (Week 3) of regular season on team's practice squad. Promoted to active roster for playoffs after injury to starter Bo Scaife in regular season finale.

• Made NFL debut in Wild Card game at San Diego (1/6), seeing action on special teams and as a reserve tight end.

**2006 (0/0):** After being released on Sept. 2, signed Dec. 13 to practice squad, where he spent final three weeks of season.

**COLLEGE:**

• As senior at Indiana State, named third-team All-American by The Sports Network and by *Associated Press*. Finished second on team with career-high 57 receptions for 513 yards and two touchdowns. Also named first-team All-Conference and Academic All-Conference.

• As junior, played in all 11 contests and hauled in 26 catches for 301 yards and two touchdowns.

• As sophomore, played in eight games and posted three receptions for 36 yards.

• As freshman, saw action in nine games and recorded four receptions for 44 yards and one touchdown.

• Majored in life sciences.

**PERSONAL:**

• Splits time between Nashville and Terre Haute, Ind.

• Was four-year letterman at Terre Haute (Ind.) North High School, where he earned *Herald-Times* All-State honors after recording 35 receptions for 527 yards and six touchdowns as senior.

• Also played high school basketball four years and was All-State selection.

• List of favorites: (movie) "Talladega Nights"; (TV show) "Two and a Half Men"; (actor) Russell Crowe; (music artist) Chris Cagle; (vacation getaway) hunting in Texas; (school subject) mammalogy; (car) 1969 Chevelle Super Sport; (video game) NCAA Football; and (food) fried food.

• Born James Stanley Petrowski on July 12, 1982 in Terre Haute, Ind.

**PETROWSKI GAME-BY-GAME**

2007 Tennessee Titans				RECEIVING				
Date	Opp	W/L	P/S	No	Yds	Avg	Lg	TD
Sept 9	@ Jax	W		PRACTICE SQUAD				
Sept 16	Ind	L		PRACTICE SQUAD				
Sept 24	@ NO	W		NOT ON ROSTER				
Oct 7	Atl	W		PRACTICE SQUAD				
Oct 14	@ TB	L		PRACTICE SQUAD				
Oct 21	@ Hou	W		PRACTICE SQUAD				
Oct 28	Oak	W		PRACTICE SQUAD				
Nov 4	Car	W		PRACTICE SQUAD				
Nov 11	Jax	L		PRACTICE SQUAD				
Nov 19	@ Den	L		PRACTICE SQUAD				
Nov 25	@ Cin	L		PRACTICE SQUAD				
Dec 2	Hou	W		PRACTICE SQUAD				
Dec 9	SD	L		PRACTICE SQUAD				
Dec 16	@ KC	W		PRACTICE SQUAD				
Dec 23	NYJ	W		PRACTICE SQUAD				
Dec 30	@ Ind	W		PRACTICE SQUAD				
<b>Totals</b>		<b>10-6</b>		<b>0/0</b>				
<b>Playoffs</b>								
Jan 6	@ SD	L	1/0	0	0	0	0	0
<b>Totals</b>		<b>0-1</b>		<b>1/0</b>				

**Jamie Petrowski's NFL Statistics**

Year	Team	GP	GS	RECEIVING					RUSHING				
				No	Yds	Avg	Lg	TD	Att	Yds	Avg	Lg	TD
2007	Tennessee	0	0	0	0	0.0	0	0	0	0	0.0	0	0
<b>NFL Totals</b>		<b>0</b>	<b>0</b>	<b>0</b>	<b>0</b>	<b>0.0</b>	<b>0</b>	<b>0</b>	<b>0</b>	<b>0</b>	<b>0.0</b>	<b>0</b>	<b>0</b>
<b>PLAYOFFS</b>													
Year	Team	GP	GS	No	Yds	Avg	Lg	TD	Att	Yds	Avg	Lg	TD
2007	Tennessee	1	0	0	0	0.0	0	0	0	0	0.0	0	0
<b>Playoff Totals</b>		<b>1</b>	<b>0</b>	<b>0</b>	<b>0</b>	<b>0.0</b>	<b>0</b>	<b>0</b>	<b>0</b>	<b>0</b>	<b>0.0</b>	<b>0</b>	<b>0</b>

**Running the Ball Since 1995**

Running the football has long been a staple of Jeff Fisher clubs. Since the start of the 1995 season, his first full season as head coach, the Titans have consistently ranked in the NFL's top 10 in rushing yards per game. They rank seventh in the league over that span in rushing yards (120.1 yards per game) and are third in rushing attempts (6,256). In 2007, the Titans owned the NFL's fifth-best rushing attack, averaging 131.8 yards per game during the regular season. They opened the season with 282 yards on the ground (at Jacksonville), the second-highest total in franchise history.



71



Michael  
ROOS



OFFENSIVE TACKLE

6'7" • 315 lbs. • Born: 10.5.82 • Exp. (NFL/Titans): 4/4 • D2 – 2005 • Eastern Washington  
2007 GP/GS: 16/16 (Playoffs 1/1) • Career GP/GS: 48/48 (Playoffs 1/1) • Vancouver, WA

**PRO:** Although he has played football for a total of nine years and has only been an offensive lineman for six of those seasons, Michael Roos is one of the NFL's top offensive linemen and a building block of the Titans' future. Roos' size (6-7, 315 pounds), athleticism and intelligence have made him one of the premier young left tackles in the NFL. He has started every game in his first three seasons, 15 games at right tackle and 33 contests at left tackle. Only four other players from the 2005 draft (Logan Mankins, Kerry Rhodes, Lofa Tatupu and DeMarcus Ware) and only one other offensive player (Mankins) have started all 48 regular season games since being drafted. For the second consecutive season, Roos started every game at left tackle for the Titans in 2007. The Eastern Washington product helped open holes for the NFL's fifth-best rushing attack that averaged 131.8 yards per game. Playing every game on the left side in 2006, he helped an offense that ranked fifth in the NFL with 2,214 rushing yards and was tied for 10th-best in the league with only 29 sacks allowed. A native of Estonia, Roos began playing football as a high school senior. His first year as an offensive lineman was as a sophomore at Eastern Washington. Roos gained notoriety among NFL scouts with his impressive showing at the 2005 Senior Bowl, dominating Division I-A players at both left and right tackle spots. At the NFL Combine, he ran the 40-yard dash in 5.3 seconds, bench pressed 225 pounds 19 times and displayed a 29-inch vertical leap. He was selected by the Titans in the second round (41st overall) of the 2005 NFL Draft after the team traded its initial second-round selection (37th) to Detroit for their second- and fourth-round picks (41st and 113th).

**TITANS TIDBITS:**

- Roos spent the first 10 years of his life in the former Soviet Republic of Estonia, where his family lived in poverty despite his mother, Mae Bates, teaching violin during the day and working nights at a hotel desk. In 1992, one year after the collapse of the Soviet Union, his mother immigrated with him, his brother and his sister to Vancouver, Wash., where they lived with an aunt. In July 2007, Roos, along with his wife, Katherine, traveled back to Estonia for the first time since leaving the country. Their trip to his native land was part of a larger vacation that took them through England, Scotland and Germany.
- During the 2008 offseason, Roos and Katherine continued to travel the world with a week-long trip to Italy with stops in Milan and Venice, as well as a four-day venture to Iceland.
- He earned a scholarship to Eastern Washington after playing one season at tight end in high school. He redshirted as a tight end on the football team and also redshirted on the basketball team for one season before focusing exclusively on football. He spent a year playing on the defensive line before switching to offensive tackle, where he started at left tackle every game for the next three seasons, a total of 35 consecutive contests.
- His mother now teaches English as a second language at an Atlanta, Ga., elementary school.
- Roos' wife Katherine has plans to open a coffee house in Nashville's Germantown area in the near future.
- Roos is believed to be the first Estonian to play in the NFL.
- One of Roos' college coaches was former Titans offensive lineman Tom Ackerman. In scouting Roos, the team – and particularly offensive line coach Mike Munchak – was able to speak frankly with Ackerman

and gain further insight regarding the rookie's personality and abilities.

- He started the Michael Roos Foundation during his second year in the NFL. The foundation has hosted a fundraiser during the last two offseasons, a sports auction and dinner that raised over \$80,000 for children's charities in Washington. He currently is working on plans for his first fundraiser in Nashville.

## CAREER HIGHLIGHTS:

**2007 (16/16, 1/1):** Started all 16 games at left tackle for the third consecutive season. Helped open holes for Titans' rushers to average 131.8 yards per game, ranking the rushing attack fifth in the NFL. Blocked for LenDale White who registered his first 1,000-yard rushing season (1,110) in his second NFL campaign. Part of an offensive front that finished 14th in the league with 30 sacks allowed.

- At Jacksonville (9/9), member of an offensive front that opened holes for Titans' rushers to gain 282 rushing yards, the second-highest total in franchise history.

- Against Atlanta (10/7), part of an offensive line that did not allow a sack on 33 pass attempts in the Titans' 20-13 win.

- At Houston (10/21), member of an offensive line that opened holes for Titans' rushers to gain 155 rushing yards in the Titans' thrilling 38-36 victory over the Texans. Part of an offensive front that allowed just one sack on 42 pass attempts.

- Against Oakland (10/28), member of an offensive line that paved the way for Tennessee ball carriers to gain 192 rushing yards on 36 carries (5.3 avg.) in the Titans' 13-9 win.

- Against Houston (12/2), part of an offensive line that opened holes for Titans' rushers to gain 153 yards on 29 carries (5.3 avg.) in the Titans' 28-20 victory.

- At Indianapolis (12/30), part of an offensive line that opened holes and provided protection allowing the offense to gain 356 total yards in the Titans' 16-10 playoff-clinching victory.

**2006 (16/16):** Started all 16 games for second consecutive season. Made all 16 starts at left tackle and helped rushing offense rank third in the AFC and fifth in the NFL with 2,214 yards. Helped set franchise season record with 4.7-average yards per carry (seventh in NFL), and was member of line that finished tied for 10th in NFL with 29 sacks allowed. Protected quarterback Vince Young, who was named *Associated Press*

Offensive Rookie of the Year.

- At Indianapolis (10/8), helped offense gain 214 rushing yards and held Colts without a sack.

- At Philadelphia (11/19), helped offense gain 209 rushing yards.

- Against Indianapolis (12/3), blocked for offense that gained 382 yards, including season-high 219 on ground, and did not allow any sacks for second game of season versus Colts.

- At Houston (12/10), helped offense set season high with 418 total yards in overtime win.

- At Buffalo (12/24), helped team rush for 215 yards.

**2005 (16/16):** Started all 16 games in rookie season – 15 games at right tackle and one contest at left tackle (9/11 at Pittsburgh). Protected quarterback Steve McNair as team ranked ninth in NFL in passing and Chris Brown and Travis Henry combined for 1,186 rushing yards. Helped team finish tied for 10th in league in fewest sacks allowed (31).

- In season opener at Pittsburgh (9/11), started at left tackle against eventual Super Bowl Champions in NFL debut. Started in place of Brad Hopkins.

- Following week against Baltimore (9/18), started at right tackle and helped offense gain 290 yards in victory. Started at right tackle for remainder of season.

- Helped offensive line hold opponents without a sack at Houston (10/9), against Cincinnati (10/16), against San Francisco (11/27), against Houston (12/11) and against Seattle (12/18).

## COLLEGE:

- At Eastern Washington, started 35 consecutive games at left tackle after beginning his career as defensive lineman. Earned numerous accolades, including first-team All-American by The NFL Draft Report, American Football Coaches Association and The Sports Network, second-team AP All-American, Division I-AA Offensive Lineman of the Year by The NFL Draft Report, unanimous first-team All-Big Sky Conference and two-time Big Sky All-Academic selection.

- As senior, started all 13 games at left offensive tackle. Contributed 113 knock-down blocks and 17 blocks that resulted in touchdowns while allowing just two sacks all season.

- As junior, started every game at left tackle for second-consecutive season and

earned honorable mention All-Big Sky Conference. Totaled 61 knockdown blocks with seven blocks resulting in touchdowns.

- As sophomore, started all 11 games at left tackle and earned honorable mention All-Big Sky honors.
- As redshirt freshman, played in eight games as defensive end and defensive tackle with two starts and totaled 17 tackles, 1.5 sacks, three tackles for loss, one forced fumble and one fumble recovery.
- Graduated in March 2005 with double major in finance and economics.

### PERSONAL:

- Married to Katherine (7/06), couple resides in Nashville and maintains close connections in Vancouver, Wash.
- Named second-team All-Greater St. Helens League as tight end at Mountain View (Vancouver, Wash.) High School after recording 18 receptions for 306 yards and three touchdowns as senior. Also collected 40 tackles and two sacks as defensive lineman.
- Earned All-League honors for Mountain View basketball team and also threw javelin for track & field team (long throw of 185 feet).
- Earned scholar-athlete honors three times

in basketball, twice in track and once in football.

- List of favorites: (movies) “Anchorman,” “Borat,” “Hitman” and “The 40-Year-Old Virgin”; (TV shows) “Family Guy,” “The Office” and “Seinfeld”; (actor) Will Ferrell; (music artist) Brian McKnight; (video games) Madden NFL Football and Tiger Woods Golf; (school subject) finance; (food) bacon cheeseburgers; and (book) “The Da Vinci Code.”
- Born Mihkel Roos on Oct. 5, 1982 in Tallinn, Estonia.

### Roos' NFL Statistics

Year	Team	GP	GS
2005	Tennessee	16	16
2006	Tennessee	16	16
2007	Tennessee	16	16
<b>NFL Totals</b>		<b>48</b>	<b>48</b>



### PLAYOFFS

Year	Team	GP	GS
2007	Tennessee	1	1
<b>Playoff Totals</b>		<b>1</b>	<b>1</b>

**Starts Breakdown:** 2005 - LT 1, RT 15; 2006 - LT 16; 2007 - LT 16

### Additional Career Statistics

Receptions - 1 for 7 yards (2005)

# 80



## Bo SCAIFE



### TIGHT END

6'3" • 249 lbs. • Born: 1.6.81 • Exp. (NFL/Titans): 4/4 • D6 – 2005 • Texas  
 2007 GP/GS: 16/15 (Playoffs 0/0) • Career GP/GS: 46/32 (Playoffs 0/0) • Denver, CO

**PRO:** Bo Scaife enters his fourth NFL season as an established playmaker at tight end in 2008. An athletic target with the ability to separate from defenders and make tough catches in traffic, he is a valuable asset in the offensive scheme. He has a well-developed chemistry with quarterback Vince Young, dating back to their playing days at the University of Texas. In his first three NFL seasons, Scaife, the club's seventh all-time leading pass-catcher among tight ends, posted 112 receptions for 1,064 yards and five touchdowns. He missed just two games in his initial three campaigns (46 games, 32 starts), an impressive record of durability for a player who overcame three

ACL surgeries during high school and college. Among the group of tight ends drafted in 2005, Scaife ranks second only to Pittsburgh's Heath Miller in receptions and receiving yards. In 2007, Scaife led all Titans tight ends in receiving for the second consecutive season and set a career high with 46 receptions for 421 yards and one touchdown. He ranked eighth in the AFC and tied for 14th in the NFL in receptions among tight ends. As a rookie in 2005, Scaife finished fifth among NFL rookies in receptions and ranked third among rookie tight ends. His 37 receptions set the franchise rookie record for tight ends, surpassing Ben Troupe's 2004 total (33). Scaife,

Courtney Roby, Brandon Jones and Roydell Williams were part of a rookie class that each recorded 20 or more receptions, making them the first rookie foursome since members of the 1968 Buffalo Bills to accomplish the feat. He also was part of a tight end group (Erron Kinney, Troupe and Gregg Guenther) that finished the season with 149 receptions, which ranked second in league history for that position. In pre-draft workouts the thick-framed tight end ran a 4.82-second 40-yard dash and bench pressed 225 pounds 24 times. He was selected in the sixth round (179th overall) of the 2005 NFL Draft.

**TITANS TIDBITS:**

- When the Titans selected Vince Young third overall in the 2006 NFL Draft, Scaife was reunited with one of his best friends. He told local reporters on draft day, “This is a dream come true to be reunited with Vince. I couldn’t ask for a better scenario.” The two have strengthened their friendship in Tennessee and, paired with Ahmard Hall and Michael Griffin, make up a foursome of former Longhorns on the Titans roster.
- Scaife’s career is a testament to overcoming adversity with hard work and dedication. He was forced to overcome three separate ACL injuries – one in high school (1999) and two in college (2000 and 2002) en route to his NFL career.
- His most memorable college football moment was closing out his senior year with a win over the Michigan Wolverines in the Rose Bowl. A year later he was back at the Rose Bowl as a spectator, watching the Longhorns and current teammate Vince Young defeat USC to claim a BCS Championship.
- Scaife was trained during his youth in the martial arts. He earned black belts in taekwondo and shotokan and feels the training contributed to his success in football, particularly in the development of hand and eye coordination.

**CAREER HIGHLIGHTS:**

**2007 (16/15, 0/0):** Played in all 16 games with 15 starts. Led Titans tight end corps for second consecutive season with career-high 46 receptions, which also ranked third overall on team. Set new career high with 421 receiving yards and scored one touchdown.

- Led or tied for team lead in receptions five times (at JAX, at HST, vs. OAK, vs. CAR, at CIN) and led team in receiving yards once (vs. CAR).

- At New Orleans (9/24), helped lift the Titans to win on Monday Night Football with a three-catch, 26-yard performance that included three-yard touchdown reception.
- Against Houston (12/2), recorded four receptions for season-high 57 yards, including season-best 26-yard reception.
- At Indianapolis (12/30), posted three receptions for 22 yards in playoff-clinching win. However, suffered lacerated liver, causing him to be placed on injured reserve on Jan. 2 and miss playoff game at San Diego (1/6).

**2006 (14/12):** Played in 14 contests with then career-high 12 starts. Scaife ranked third on team with 29 receptions for a then career-high 370 yards (12.8) and tied career high with two touchdowns. Scaife also rushed for 13 yards on one carry with touchdown. Was inactive two games (12/24 at Buffalo and 12/31 against New England) with ankle injury.

- At Jacksonville (11/5), hauled in team-high five receptions for career-high 70 yards.
- Against Baltimore (11/12), recorded two receptions for 48 yards and registered first rushing touchdown of career on 13-yard run after a pitch from Vince Young.
- Against N.Y. Giants (11/26), tied season-high with five receptions for 34 yards and one touchdown in 21-point fourth quarter comeback.

**2005 (16/5):** Played in all 16 games with five starts and totaled 37 receptions for 273 yards (7.4 avg.) with two touchdowns. Finished fifth among NFL rookies in receptions and ranked third among rookie tight ends. Scaife’s 37 receptions also set franchise rookie record for receptions by rookie tight end (Troupe - 33 in 2004).

- Along with rookie receivers Courtney Roby, Brandon Jones and Roydell Williams, each recorded 20 or more receptions, making them first rookie foursome to accomplish the feat since 1968 Buffalo Bills.
- Teamed with Titan tight ends Kinney, Troupe and Guenther to record 149 receptions, which ranks them second in league history to 1984 San Diego Chargers that totaled 163 receptions.
- Posted career-high seven receptions for 39 yards and registered first career touchdown against Indianapolis (10/2).
- Totaled five receptions for then-career-high 59 yards at Cleveland (11/6).
- At Indianapolis (12/4), tied for team-high

with six receptions for 53 yards.

- Caught 34th pass of season, setting franchise record for most receptions by rookie tight end in franchise history against Miami (12/24).
- At Jacksonville (1/1), hauled in tipped pass late in fourth quarter for his second touchdown reception of season.

### COLLEGE:

- Finished Longhorn career ranked second among tight ends for receptions and finished third all-time among tight ends for career receiving yards.
- As senior, earned first team All-Big 12 honors while playing in all 12 games. Second on team with 26 receptions for 348 yards and two touchdowns.
- As junior, returned to action after being out for 2002 season, played in 13 games and was All-Big 12 Conference honorable mention. Fourth on team with 16 receptions for 205 yards (12.8 avg.) and two touchdowns.
- As sophomore, earned All-Big 12 honorable mention while playing in 12 games. Recorded 30 receptions for 396 yards (13.2 avg.) and touchdown grab.
- As freshman, played in seven games and caught three receptions for 48 yards (16.0 avg.).
- Graduated with education degree in December 2004.

### PERSONAL:

- Splits time between Nashville and Denver, Colo.
- Attended J.K. Mullen (Denver, Colo.) HS, earned Parade All-American, Gatorade Circle of Champions Colorado Player of the Year, *Rocky Mountain News* Colorado Offensive Player of the Year and second team All-USA honors at tight end by *USA Today* as a senior. Also two-time first team Colorado 5A All-State selection by *Denver Post*. Led team to Colorado 5A state title as a senior, while catching 62 passes for 1,400 yards and 19 touchdowns and rushing for 250 yards on 20 carries and one touchdown.
- All-State baseball selection and honor roll student in high school.
- High school teammates with Tampa Buccaneers third-round pick in 2005 NFL Draft, tight end Alex Smith.
- In college volunteered to spend time with youth at Austin's Zoo.
- List of favorites: (movie) "American Gangster"; (TV show) "Pardon The Interruption"; (music artist) T.I.; (car) Mercedes-Benz McLaren; (video game) Madden Football; (food) Bar-B-Q; (actor) Jamie Foxx; (vacation spot) Las Vegas; and (book) "Bo Knows Bo."
- Born Oliver Edward Scaife III on Jan. 6, 1981 in Denver, Colo.

## SCAIFE GAME-BY-GAME

2005 Tennessee Titans				RECEIVING						
Date	Opp	W/L	P/S	No	Yds	Avg	Lg	TD		
Sept 11	@ Pit	L	1/1	2	22	11.0	12	0		
Sept 18	Bal	W	1/0	0	0	-	-	0		
Sept 25	@ Stl	L	1/0	0	0	-	-	0		
Oct 2	Ind	L	1/0	7	39	5.6	9	1		
Oct 9	@ Hou	W	1/0	0	0	-	-	0		
Oct 16	Cin	L	1/1	1	9	9.0	9	0		
Oct 23	@ Ari	L	1/0	2	14	7.0	9	0		
Oct 30	Oak	L	1/1	5	19	3.8	19	0		
Nov 6	@ Cle	L	1/0	5	59	11.8	19	0		
Nov 20	Jax	L	1/0	0	0	-	-	0		
Nov 27	S.F.	W	1/0	0	0	-	-	0		
Dec 4	@ Ind	L	1/0	6	53	8.8	14	0		
Dec 11	Hou	W	1/1	2	12	6.0	6	0		
Dec 18	Sea	L	1/1	2	13	6.5	7	0		
Dec 24	@ Mia	L	1/0	3	18	6.0	8	0		
Jan 1	@ Jax	L	1/0	2	15	7.5	10t	1		
<b>Totals</b>				<b>4-12</b>	<b>16/5</b>	<b>37</b>	<b>273</b>	<b>7.4</b>	<b>19</b>	<b>2</b>

2006 Tennessee Titans				RECEIVING						
Date	Opp	W/L	P/S	No	Yds	Avg	Lg	TD		
Sept 10	NYJ	L	1/1	1	12	12.0	12	0		
Sept 17	@ SD	L	1/0	3	53	17.7	28	0		
Sept 24	@ Mia	L	1/1	3	53	17.7	27t	1		
Oct 1	Dal	L	1/1	3	40	13.3	18	0		
Oct 8	@ Ind	L	1/1	0	0	-	-	0		
Oct 15	@ Was	W	1/1	1	6	6.0	6	0		
Oct 29	Hou	W	1/1	2	15	7.5	11	0		
Nov 5	@ Jax	L	1/1	5	70	14.0	23	0		
Nov 12	Bal	L	1/1	2	48	24.0	34	0		
Nov 19	@ Phi	W	1/1	0	0	-	-	0		
Nov 26	NYG	W	1/0	5	34	6.8	11	1		

Dec 3	Ind	W	1/1	2	31	15.5	20	0		
Dec 10	@ Hou	W	1/1	2	8	4.0	6	0		
Dec 17	Jax	W				INACTIVE (ANKLE)				
Dec 24	@ Buf	W				INACTIVE (ANKLE)				
Dec 31	NE	L	1/1	0	0	-	-	0		
<b>Totals</b>				<b>8-8</b>	<b>14/12</b>	<b>29</b>	<b>370</b>	<b>12.8</b>	<b>34</b>	<b>2</b>

2007 Tennessee Titans				RECEIVING						
Date	Opp	W/L	P/S	No	Yds	Avg	Lg	TD		
Sept 9	@ Jax	W	1/0	2	18	9.0	21	0		
Sept 16	Ind	L	1/1	1	8	8.0	8	0		
Sept 24	@ NO	W	1/1	3	26	8.7	19	1		
Oct 7	Atl	W	1/1	1	3	3.0	3	0		
Oct 14	@ TB	L	1/1	3	45	15.0	17	0		
Oct 21	@ Hou	W	1/1	6	49	8.2	15	0		
Oct 28	Oak	W	1/1	2	12	6.0	8	0		
Nov 4	Car	W	1/1	6	35	5.8	11	0		
Nov 11	Jax	L	1/1	3	38	12.7	16	0		
Nov 19	@ Den	L	1/1	4	49	12.3	20	0		
Nov 25	@ Cin	L	1/1	5	33	6.6	9	0		
Dec 2	Hou	W	1/1	4	57	14.3	26	0		
Dec 9	SD	L	1/1	2	14	7.0	9	0		
Dec 16	@ KC	W	1/1	0	0	-	-	0		
Dec 23	NYJ	W	1/1	1	12	12.0	12	0		
Dec 30	@ Ind	W	1/1	3	22	7.3	12	0		
<b>Totals</b>				<b>10-6</b>	<b>16/15</b>	<b>46</b>	<b>421</b>	<b>9.2</b>	<b>26</b>	<b>1</b>

Playoffs											
Jan 6	@ SD	L	INJURED RESERVE (LIVER)								
<b>Totals</b>			<b>0-1</b>	<b>0/0</b>	<b>0</b>	<b>0</b>	<b>-</b>	<b>-</b>	<b>0</b>	<b>0</b>	

Bo Scaife's NFL Statistics

Year	Team	GP	GS	RECEIVING					RUSHING				
				No	Yds	Avg	Lg	TD	Att	Yds	Avg	Lg	TD
2005	Tennessee	16	5	37	273	7.4	19	2	0	0	-	-	0
2006	Tennessee	14	12	29	370	12.8	34	2	1	13	13.0	13	1
2007	Tennessee	16	15	46	421	9.2	26	1	0	0	0.0	0	0
<b>NFL Totals</b>		<b>46</b>	<b>32</b>	<b>112</b>	<b>1064</b>	<b>9.5</b>	<b>34</b>	<b>5</b>	<b>1</b>	<b>13</b>	<b>13.0</b>	<b>13</b>	<b>1</b>

PLAYOFFS		RECEIVING					RUSHING						
Year	Team	GP	GS	No	Yds	Avg	Lg	TD	Att	Yds	Avg	Lg	TD
2007	Tennessee	0	0	0	0	0.0	0	0	0	0	0.0	0	0
<b>Playoff Totals</b>		<b>0</b>	<b>0</b>	<b>0</b>	<b>0</b>	<b>0.0</b>	<b>0</b>	<b>0</b>	<b>0</b>	<b>0</b>	<b>0.0</b>	<b>0</b>	<b>0</b>

Single-Game Highs

- Receptions - 7 vs. Indianapolis (10/2/05)
- Receiving Yards - 70 at Jacksonville (11/5/06)
- Long Reception - 34 vs. Baltimore (11/12/06)
- Touchdown Receptions - 1 (five times, last at New Orleans 9/24/07)
- Rushing Attempts - 1 vs. Baltimore (11/12/06)
- Rushing Yards - 13 vs. Baltimore (11/12/06)
- Long Rush - 13t vs. Baltimore (11/12/06)
- Rushing Touchdowns - 1 vs. Baltimore (11/12/06)

Additional Statistics

- Tackles - 1 (2006), 1 (2007)
- Kickoff Returns - 4-64 (2006)

73



Jake SCOTT



GUARD

6'5" • 295 lbs. • Born: 4.16.81 • Exp. (NFL/Titans): 5/1 • UFA (Ind) – 2008 • Idaho  
 2007 GP/GS: 16/16 (Playoffs 1/1) • Career GP/GS: 60/57 (Playoffs 8/8) • Lewiston, ID

**PRO:** Jake Scott joined the Titans as an unrestricted free agent from the Indianapolis Colts on March 10, 2008. A tenacious, hard-nosed blocker, the fifth-year pro has been a durable player, starting 55 consecutive games for Indianapolis from 2005-2007. Scott has the ability to play either guard position and has even started three games at right tackle during his career. He provides another veteran presence on an already experienced offensive front in 2008. With the Colts, Scott was a member of an offensive line that helped produce 5,000+ net yards in each of his four seasons. The offensive line yielded only 72 sacks in 64 games while Scott was with the Colts, the lowest total in NFL. The Idaho product is a seasoned veteran of the postseason having qualified for the playoffs in each of his first four seasons in the NFL. Scott was originally drafted by the Colts in the fifth round (141st overall) of the 2004 NFL Draft.

TITANS TIDBITS:

- Scott wasted no time meeting and greeting the Titans faithful as he took part in Titans Caravan 2008 in April, visiting fans in Martin, Dyersburg and Dyer. Scott's

Caravan schedule also took him to Kentucky with stops in Mayfield, Princeton and Paducah.

- Scott, a former walk-on at the University of Idaho, started 45 games during his four-year collegiate career. He is one of just two Vandals players since 2001 to be selected in the NFL Draft when the Colts picked him in the fifth round in 2004.

CAREER HIGHLIGHTS:

- 2007 (16/16, 1/1 – Indianapolis):** Started all 16 games, 15 at right guard and one at right tackle (at Atlanta, 11/22).
- Part of an offensive line that allowed 23 sacks in 2007, ranking 5th in AFC and 7th in NFL in fewest sacks allowed.
- Helped Joseph Addai gain 1,072 rushing yards and become the third Colts rusher (Marshall Faulk, Edgerrin James) to begin career with consecutive 1,000+ seasons.
- Opened holes allowing the team to register 19 rushing touchdowns, the most since 22 scores in 1990.
- Against San Diego (1/13), started at right guard in Divisional Playoff loss to the Chargers.
- 2006 (16/16, 4/4 – Indianapolis):** Started all 16 regular season games at right guard

for the Super Bowl XLI champions and helped the offensive line surrender a league-low 15 sacks, the third consecutive season the team accomplished the feat.

- Helped Peyton Manning extend his streak of seasons with 25 or more touchdown passes and 3,000-yard seasons to nine, including his NFL-record seventh 4,000+ season.

- Created space for rookie Joseph Addai to gain 1,081 rushing yards and seven touchdowns, as well block for Dominic Rhodes to collect 641 rushing yards and five scores.

- Started all four postseason contests at right guard – against Kansas City in the Wild Card playoffs (1/6), at Baltimore in the Divisional Playoffs (1/13), against New England in the AFC Championship (1/21), and against Chicago in Super Bowl XLI (2/4) – and helped the club average 151.0 rushing yards per game and hold 35:02 time of possession average.

**2005 (16/16, 1/1 – Indianapolis):** Started all 16 regular season games for the first time in his career, including 14 starts at right guard and two at right tackle (12/24 at Seattle and 1/1 vs. Arizona).

- Member of an offensive front that surrendered league-low 20 sacks.

- Part of an offensive line that helped Edgerrin James produce 1,506 rushing yards, his fourth career 1,500+ season, including nine 100+ games.

- Started at right guard in Divisional Playoff loss against Pittsburgh (1/15).

**2004 (12/9, 2/2 – Indianapolis):** Named to the *Football Digest* NFL All-Rookie team. Started nine of 12 outings and was active but did not play first four contests. Made his first career start at right guard at Kansas City (10/31), before starting at left guard against Houston (11/14). Started at right guard in the final seven games of season. Appeared as a reserve on special teams against Oakland (10/10), against Jacksonville (10/24) and against Minnesota (11/8).

- Helped Peyton Manning obtain his league-record sixth consecutive 4,000+ passing seasons, including club-record 4,557 yards.

- Part of an offensive front that helped club set franchise records in net yards (6,475), points scored (522), touchdowns (66) and first downs (379).

- Member of an offensive line that surrendered 14 sacks, tying league low.

- Helped Edgerrin James produce eight 100+ rushing performances, including his second career 200+ game at Chicago.

- Started at right guard in both postseason contests, against Denver in the Wild Card round (1/9) and at New England in the Divisional Playoffs (1/16).

## COLLEGE:

- Four-year player who started 45 career games at right tackle for Idaho.

- Named second-team All-Sun Belt Conference. Started 12 games as senior for the Vandals and had 69 knockdown blocks for offense that averaged 381.4 yards per game. Posted a season-best 10 knockdowns against Arkansas State.

- Started 12 games as junior and had 60 knockdowns as offense averaged 404.6 yards per game. Had 10 knockdowns against San Diego State and seven against Arkansas State.

- Started 10 games as sophomore and had 48 knockdowns and allowed only two sacks on offense that averaged 462.9 yards per game, the nation's sixth-best total.

- Former walk-on started 11 games as freshman on offense that averaged 453.2 yards per game and redshirted in 1999.

## PERSONAL:

- Single, splits time between Nashville and Lewiston, Idaho.

- Attended Lewiston High School where he played on the offensive line for all four seasons.
- Was also a member of his high school track and field team, participating in the shot put and discus.

- Graduated from the University of Idaho in the fall of 2003 with a degree in civil engineering.

- Enjoys hunting, fishing and golfing in the offseason.

- List of favorites: (movie) "The Godfather"; (TV Show) "Entourage"; (actor) Jeffrey Gorman; (school subject) math; (car) Corvette; (food) fried chicken.

- Born Jake Ross Scott, the son of Paul and Teresa Scott, on April 16, 1981 in Lewiston, Idaho.

### Scott's NFL Statistics

Year	Team	GP	GS
2004	Indianapolis	12	9
2005	Indianapolis	16	16
2006	Indianapolis	16	16
2007	Indianapolis	16	16
<b>NFL Totals</b>		<b>60</b>	<b>57</b>



#### PLAYOFFS

Year	Team	GP	GS
2004	Indianapolis	2	2
2005	Indianapolis	1	1
2006	Indianapolis	4	4
2007	Indianapolis	1	1
<b>Playoff Totals</b>		<b>8</b>	<b>8</b>

**Starts Breakdown:** 2004 - RG 8, LG 1; 2005 - RG 14, RT 2; 2006 - RG 16; 2007 - RG 15, RT 1

57

Josh  
STAMER

LINEBACKER

6'2" • 236 lbs. • Born: 10.11.77 • Exp. (NFL/Titans): 6/1 • UFA – 2008 • South Dakota  
2007 GP/GS: 16/0 (Playoffs 0/0) • Career GP/GS: 70/0 (Playoffs 0/0) • Sutherland, IA

**PRO:** Linebacker Josh Stamer was signed by the Titans as an unrestricted free agent on March 28, 2008. He brings a hard-nosed, productive presence to the club's special teams units while providing depth on defense. A veteran of five previous seasons in Buffalo, Stamer played in a total of 70 games for the Bills and notched 15 tackles, one interception and two passes defended. Additionally, he recorded 90 career tackles on special teams. In three of his five seasons, he finished in Buffalo's top three in special teams tackles, including 2004, when he set a career high with 29 special teams stops. In 2007, he played in all 16 games for the fourth time in his career and ranked second on the squad with 15 special teams tackles. After spending his first NFL training camp with the New York Giants in 2001, Stamer was waived and then re-signed by the Giants for a portion of the 2002 offseason. He then spent 2002 training camp with the Seattle Seahawks and finally was signed by the Bills on Jan. 21, 2003. Stamer originally was signed by the Giants as a rookie free agent on April 27, 2001.

#### TITANS TIDBITS:

- Stamer, who received his undergraduate degree in business administration and master's degree in professional accounting in five years at The University of South Dakota, was offered an accounting job by Arthur Andersen coming out of college in 2001. However, his business career plans were put on hold when the New York Giants offered him a rookie free agent contract the same year.
- Together with his girlfriend, Virginia Gilbert, Stamer has raised a pair of Rhodesian Ridgeback show dogs, Atticus (male) and Zuri (female). Atticus has achieved champion status, and both can be viewed at [www.intriguerr.com](http://www.intriguerr.com).
- Stamer did not enter college on a football

scholarship. He redshirted on the basketball team as a true freshman and then decided to switch his focus to football the following year. In his second season on the football team, he was named the team's defensive player of the year.

#### CAREER HIGHLIGHTS:

**2007 (16/0 – Buffalo):** In final season in Buffalo, totaled 15 special teams stops to finish second on the team. Saw action in all 16 games for fourth time in career. Added one tackle on defense.

- At New England (9/23), registered team-high three special teams tackles.

**2006 (6/0 – Buffalo):** Played six games and totaled six special teams tackles before being placed on injured reserve on Oct. 16 with knee injury. Added one tackle on defense.

- At Detroit (10/15), made solo tackle that sealed goal-line stand on first drive of game and added one tackle on special teams before leaving game with knee injury.

**2005 (16/0 – Buffalo):** Played in all 16 games and finished third on squad with 21 special teams tackles as member of one of league's top-ranked special teams units. Posted one tackle on defense.

- Against Miami (10/9), set career high with six special teams tackles.

- At Cincinnati (12/24), made key block to spring Terrence McGee on 99-yard kick return touchdown.

**2004 (16/0 – Buffalo):** Played in all 16 games and finished second on squad with 29 special teams tackles. Also recorded career high eight tackles on defense.

- At San Francisco (12/26), came away with first interception of career and added two tackles, one tackle for loss and three special teams stops.

**2003 (16/0 – Buffalo):** In first pro season, played all 16 games and finished seventh on team with 19 special teams tackles.

Front Office

Coaching Staff

Stamer

Rookies

2007 Season

Records

History

Playoff History

Sidelines



## COLLEGE:

- Appeared in 33 games at South Dakota and totaled 152 tackles, 15.5 sacks, three interceptions and three fumble recoveries.
- As junior, tallied 71 tackles, six sacks and one fumble recovery and was named to Cactus Bowl West All-Star team, All-Midwest Region second-team and academic All-NCC team.
- As sophomore, named team defensive player of the year after posting 62 tackles, eight sacks, two fumble recoveries and three interceptions.
- Graduated with degree in business administration and added master's degree in professional accounting.

## PERSONAL:

- Splits time between Nashville and Cary, N.C.
- At South O'Brien (Paullina, Iowa) High School, earned All-State honors and led team in interceptions his junior and senior seasons.
- Also played basketball, baseball and selected All-State in track.
- List of favorites: (movie) "The Shawshank Redemption"; (TV show) "Grey's Anatomy"; (actor) Denzel Washington; (music artist) Common; (vacation getaway) Rio de Janeiro; (school subject) math; (cars) Porsche 911 Carrera and BMW M5; (book) Marcus Luttrell's "Lone Survivor"; (video game) Call of Duty 4; and (food) Italian food.
- Born Joshua Lee Stamer on Oct. 11, 1977 in Sutherland, Iowa.

## STAMER GAME-BY-GAME

2003 Buffalo Bills															
Date	Opp	W/L	P/S	Tot	Solo	Sk	QBP	TFL	Int	Yds	PD	FF	FR	SpT	
Sept 7	NE	W	1/0	0	0	0	0	0	0	0	0	0	0	0	1
Sept 14	@ Jac	W	1/0	1	1	0	1	0	0	0	0	0	0	0	0
Sept 21	@ Mia	L	1/0	0	0	0	0	0	0	0	0	0	0	0	2
Sept 28	Phi	L	1/0	0	0	0	0	0	0	0	0	0	0	0	1
Oct 5	Cin	W	1/0	2	1	0	0	0	0	0	0	0	0	0	2
Oct 12	@ NYJ	L	1/0	1	0	0	0	0	0	0	0	0	0	0	1
Oct 19	Was	W	1/0	0	0	0	0	0	0	0	0	0	0	0	1
Oct 26	@ KC	L	1/0	0	0	0	0	0	0	0	0	0	0	0	1
Nov 9	@ Dal	L	1/0	0	0	0	0	0	0	0	0	0	0	0	1
Nov 16	Hou	L	1/0	0	0	0	0	0	0	0	0	0	0	0	2
Nov 23	Ind	L	1/0	0	0	0	0	0	0	0	0	0	0	0	0
Nov 30	@ NYG	W	1/0	0	0	0	0	0	0	0	0	0	0	0	2
Dec 7	NYJ	W	1/0	0	0	0	0	0	0	0	0	0	0	0	1
Dec 14	@ Ten	L	1/0	0	0	0	0	0	0	0	0	0	0	0	2
Dec 21	Mia	L	1/0	0	0	0	0	0	0	0	0	0	0	0	1
Dec 27	@ NE	L	1/0	0	0	0	0	0	0	0	0	0	0	0	1
<b>Totals</b>			<b>6-10</b>	<b>16/0</b>	<b>4</b>	<b>2</b>	<b>0</b>	<b>1</b>	<b>0</b>	<b>0</b>	<b>0</b>	<b>0</b>	<b>0</b>	<b>0</b>	<b>19</b>
2004 Buffalo Bills															
Date	Opp	W/L	P/S	Tot	Solo	Sk	QBP	TFL	Int	Yds	PD	FF	FR	SpT	
Sept 12	Jac	L	1/0	1	1	0	0	0	0	0	0	0	0	0	2
Sept 19	@ Oak	L	1/0	0	0	0	0	0	0	0	0	0	0	0	0
Oct 3	NE	L	1/0	0	0	0	0	0	0	0	0	0	0	0	2
Oct 10	@ NYJ	L	1/0	0	0	0	0	0	0	0	0	0	0	0	2
Oct 17	Mia	W	1/0	0	0	0	0	0	0	0	0	0	0	0	0
Oct 24	@ Bal	L	1/0	0	0	0	0	0	0	0	0	0	0	0	2
Oct 31	Ari	W	1/0	0	0	0	0	0	0	0	0	0	0	0	1
Nov 7	NYJ	W	1/0	0	0	0	0	0	0	0	0	0	0	0	2
Nov 14	@ NE	L	1/0	3	1	0	0	0	0	0	0	0	0	0	2
Nov 21	StL	W	1/0	0	0	0	0	0	0	0	0	0	0	0	3
Nov 28	@ Sea	W	1/0	0	0	0	0	0	0	0	0	0	0	0	2
Dec 5	@ Mia	W	1/0	0	0	0	0	0	0	0	0	0	0	0	3
Dec 12	Cle	W	1/0	1	1	0	0	0	0	0	0	0	0	0	4
Dec 19	@ Cin	W	1/0	0	0	0	0	0	0	0	0	0	0	0	1
Dec 26	@ SF	W	1/0	2	2	0	0	0	1	0	0	0	0	0	3
Jan 2	Pit	L	1/0	1	0	0	0	0	0	0	0	0	0	0	0
<b>Totals</b>			<b>9-7</b>	<b>16/0</b>	<b>8</b>	<b>5</b>	<b>0</b>	<b>0</b>	<b>0</b>	<b>1</b>	<b>0</b>	<b>0</b>	<b>0</b>	<b>0</b>	<b>29</b>
2005 Buffalo Bills															
Date	Opp	W/L	P/S	Tot	Solo	Sk	QBP	TFL	Int	Yds	PD	FF	FR	SpT	
Sept 11	Hou	W	1/0	0	0	0	0	0	0	0	0	0	0	0	3
Sept 18	@ TB	L	1/0	0	0	0	0	0	0	0	0	0	0	0	1
Sept 25	Atl	L	1/0	0	0	0	0	0	0	0	0	0	0	0	1
Oct 2	@ NO	L	1/0	0	0	0	0	0	0	0	0	0	0	0	0
Oct 9	Mia	W	1/0	0	0	0	0	0	0	0	0	0	0	0	6
Oct 16	NYJ	W	1/0	0	0	0	0	0	0	0	0	0	0	0	1
Oct 23	@ Oak	L	1/0	0	0	0	0	0	0	0	0	0	0	0	2
Oct 30	@ NE	L	1/0	0	0	0	0	0	0	0	0	0	0	0	2
Nov 13	KC	W	1/0	0	0	0	0	0	0	0	0	0	0	0	2
Nov 20	@ SD	L	1/0	0	0	0	0	0	0	0	0	0	0	0	2
Nov 27	Car	L	1/0	1	1	0	0	0	0	0	0	0	0	0	0
Dec 4	@ Mia	L	1/0	0	0	0	0	0	0	0	0	0	0	0	0
2006 Buffalo Bills															
Date	Opp	W/L	P/S	Tot	Solo	Sk	QBP	TFL	Int	Yds	PD	FF	FR	SpT	
Sept 10	@ NE	L	1/0	0	0	0	0	0	0	0	0	0	0	0	1
Sept 17	@ Mia	W	1/0	0	0	0	0	0	0	0	0	0	0	0	1
Sept 24	NYJ	L	1/0	0	0	0	0	0	0	0	0	0	0	0	1
Oct 1	Min	W	1/0	0	0	0	0	0	0	0	0	0	0	0	1
Oct 8	Chi	L	1/0	0	0	0	0	0	0	0	0	0	0	0	1
Oct 15	@ Det	L	1/0	1	1	0	0	0	0	0	0	0	0	0	1
Oct 22	NE	L													
Nov 5	GB	W													
Nov 12	Ind	L													
Nov 19	@ Hou	W													
Nov 26	Jac	W													
Dec 3	SD	L													
Dec 10	@ NYJ	W													
Dec 17	Mia	W													
Dec 24	Ten	L													
Dec 31	@ Bal	L													
<b>Totals</b>			<b>7-9</b>	<b>6/0</b>	<b>1</b>	<b>1</b>	<b>0</b>	<b>0</b>	<b>0</b>	<b>0</b>	<b>0</b>	<b>0</b>	<b>0</b>	<b>0</b>	<b>6</b>
2007 Buffalo Bills															
Date	Opp	W/L	P/S	Tot	Solo	Sk	QBP	TFL	Int	Yds	PD	FF	FR	SpT	
Sept 9	Den	L	1/0	0	0	0	0	0	0	0	0	0	0	0	3
Sept 16	Pit	L	1/0	0	0	0	0	0	0	0	0	0	0	0	0
Sept 23	@ NE	L	1/0	1	0	0	0	0	0	0	0	0	0	0	3
Sept 30	NYJ	W	1/0	0	0	0	0	0	0	0	0	0	0	0	1
Oct 8	Dal	L	1/0	0	0	0	0	0	0	0	0	0	0	0	2
Oct 21	Bal	W	1/0	0	0	0	0	0	0	0	0	0	0	0	0
Oct 28	@ NYJ	W	1/0	0	0	0	0	0	0	0	0	0	0	0	1
Nov 4	Cin	W	1/0	0	0	0	0	0	0	0	0	0	0	0	0
Nov 11	@ Mia	W	1/0	0	0	0	0	0	0	0	0	0	0	0	0
Nov 18	NE	L	1/0	0	0	0	0	0	0	0	0	0	0	0	1
Nov 25	@ Jac	L	1/0	0	0	0	0	0	0	0	0	0	0	0	0
Dec 2	@ Was	W	1/0	0	0	0	0	0	0	0	0	0	0	0	1
Dec 9	Mia	W	1/0	0	0	0	0	0	0	0	0	0	0	0	1
Dec 16	@ Cle	L	1/0	0	0	0	0	0	0	0	0	0	0	0	0
Dec 23	NYG	L	1/0	0	0	0	0	0	0	0	0	0	0	0	1
Dec 30	@ Phi	L	1/0	0	0	0	0	0	0	0	0	0	0	0	1
<b>Totals</b>			<b>7-9</b>	<b>16/0</b>	<b>1</b>	<b>0</b>	<b>0</b>	<b>0</b>	<b>0</b>	<b>0</b>	<b>0</b>	<b>0</b>	<b>0</b>	<b>0</b>	<b>15</b>

Josh Stamer's NFL Statistics

Year	Team	GP	GS	TACKLES					INTERCEPTIONS					FUMBLES				
				Tot	Solo	Asst	Sk	Yds	No	Yds	Lg	TD	PD	FF	ER	Yds	SpT	
2003	Buffalo	16	0	4	2	2	0.0	0.0	0	0	0	0	0	0	0	0	0	19
2004	Buffalo	16	0	8	5	3	0.0	0.0	1	0	0	0	0	0	0	0	0	29
2005	Buffalo	16	0	1	1	0	0.0	0.0	0	0	0	0	0	0	0	0	0	21
2006	Buffalo	6	0	1	1	0	0.0	0.0	0	0	0	0	0	0	0	0	0	6
2007	Buffalo	16	0	1	0	1	0.0	0.0	0	0	0	0	0	0	0	0	0	15
<b>NFL Totals</b>		<b>70</b>	<b>0</b>	<b>15</b>	<b>9</b>	<b>6</b>	<b>0.0</b>	<b>0.0</b>	<b>1</b>	<b>0</b>	<b>0</b>	<b>0</b>	<b>0</b>	<b>0</b>	<b>0</b>	<b>0</b>	<b>0</b>	<b>70</b>

Single-Game Highs

Tackles - 3 at New England (11/14/04)  
 Special Teams Tackles - 6 vs. Miami (10/9/05)

76



David STEWART



OFFENSIVE TACKLE

6'7" • 318 lbs. • Born: 8.28.82 • Exp. (NFL/Titans): 4/4 • D4b – 2005 • Mississippi State  
 2007 GP/GS: 16/16 (Playoffs 1/1) • Career GP/GS: 30/30 (Playoffs 1/1) • Moulton, AL

**PRO:** Stewart is a physical, hard-nosed tackle that excels at the point of attack. Nicknamed "Big Country," the Alabama native is an intense competitor that mauls defenders in the run game and provides solid protection in the aerial attack. His soft-spoken demeanor and country mannerisms off the field run in sharp contrast with his tough, aggressive presence on the gridiron. In 2007, Stewart started all 16 games at right tackle for the first time in his career. The 6-foot-7-inch, 318-pounder helped clear the way for the NFL's fifth-best rushing attack that averaged 131.8 yards per game. Stewart saw the first action of his career in 2006 starting 14 games at right tackle and was part of an offensive line that spearheaded the fifth ranked rushing attack in the NFL. As a rookie in 2005, Stewart was able to learn the routine and the work ethic of an NFL player on the sidelines after being inactive all 16 games. In pre-draft workouts, he ran the 40-yard dash in 5.25 seconds and bench pressed 225 pounds 24 times. He was selected by the Titans with their second pick of the fourth round (113th overall) in the 2005 NFL Draft.

TITANS TIDBITS:

- In the 2008 offseason, Stewart and a few Titans teammates filmed several segments for an outdoors show called "Anything Wild" which will air on The Sportsman's Channel. The production crew followed

Stewart while he was turkey hunting and bow fishing.

- In high school, Stewart was nicknamed "Big Country" by friends, which stuck with him through his time at Mississippi State. Many friends and teammates still refer to him by the nickname.

- Stewart was raised near Decatur, Ala., in the small town of Moulton. He was employed on his family's farm for much of his childhood, building fences and working with the cattle and chickens among a variety of daily tasks. He hopes to someday run his own chicken farm.

- Stewart experienced multiple coaching changes during his tenure at Mississippi State. He had two head coaches, three offensive coordinators and four offensive line coaches during his career there.

- His father, Benny, is a truck driver, and his mother, Kathy, is a registered nurse in Moulton.

CAREER HIGHLIGHTS:

**2007 (16/16, 1/1):** Started all 16 games at right tackle. Helped open holes for Titans' rushers to average 131.8 yards per game, ranking the rushing attack fifth in the NFL. Blocked for LenDale White who registered his first 1,000-yard rushing season (1,110) in his second NFL campaign. Part of an offensive front that finished 14th in the league with 30 sacks allowed.

- At Jacksonville (9/9), member of an offen-

sive front that opened holes for Titans' rushers to gain 282 rushing yards, the second-highest total in franchise history. Pounced on a Vince Young fumble during a third-and-12 play late in the fourth quarter.

- Against Atlanta (10/7), part of an offensive line that did not allow a sack on 33 pass attempts in the Titans' 20-13 win.
- At Houston (10/21), member of an offensive line that opened holes for Titans' rushers to gain 155 rushing yards in the Titans' thrilling 38-36 victory over the Texans. Part of an offensive front that allowed just one sack on 42 pass attempts.
- Against Oakland (10/28), member of an offensive line that paved the way for Tennessee ball carriers to gain 192 rushing yards on 36 carries (5.3 avg.) in the Titans' 13-9 win.
- Against Houston (12/2), part of an offensive line that opened holes for Titans' rushers to gain 153 yards on 29 carries (5.3 avg.) in the Titans' 28-20 victory.
- At Indianapolis (12/30), part of an offensive line that opened holes and provided protection allowing the offense to gain 356 total yards in the Titans' 16-10 playoff-clinching victory.

**2006 (14/14):** Started 14 games at right tackle and helped rushing offense rank third in AFC and fifth in NFL with 2,214 rushing yards, while posting franchise record 4.7-average per carry for season. Also helped pave way for running back Travis Henry to rush for 1,211 yards and Vince Young to become first rookie quarterback in NFL history to exceed 500 rushing yards.

- Was named to *USA Today's* All-Joe Team.
- At Washington (10/15), helped Travis Henry rush for career-high 178 yards as Titans picked up first victory of season.
- At Philadelphia (11/19), mauled defenders as team gained 209 rushing yards.
- Against Indianapolis (12/3), led the way for a rushing offense that posted season-high 219 rushing yards.
- At Houston (12/10), helped offense total season-high 418 yards.
- At Buffalo (12/24), opened holes as Titans rushed for 215 rushing yards.

**2005 (0/0):** Was inactive for all 16 contests.

## COLLEGE:

- Totaled 38 starts in 41 career games, including 35 consecutive starts to close his career at Mississippi State. Recorded 218 knockdown blocks and 25 blocks resulting in touchdowns.
- As senior, earned honorable mention All-

SEC honors by *Associated Press* after starting every game at right tackle for third consecutive season. Named offensive captain by teammates and was on field for every snap in all but three contests. Helped offense average 303.2 yards per game. Was presented with team's Bulldog Award, given to player who displays best work ethic, leadership and character.

- As junior, started every game at right tackle and led team's linemen with 79.6 percent grade. Tallied 76 knockdown blocks and nine blocks resulting in touchdowns. Offense averaged 321 yards per game.
- As sophomore, took over right offensive tackle responsibilities, starting every game and grading 82 percent in blocking consistency. Totaled 73 knockdowns and seven blocks resulting in touchdowns while offense averaged 337 yards per game.
- As redshirt freshman, played in six games and totaled three starts, including first career start against Troy State.
- Majored in interdisciplinary studies.

## PERSONAL:

- Married to Cheryl (5/27/06), and couple resides in Nashville.
- Named Class 4A All-State by *Birmingham News* at Lawrence County (Moulton, Ala.) High School. Played both offensive and defensive tackle positions, totaling 120 tackles and 28 sacks during his junior and senior seasons.
- As senior, also participated in shot put (44-foot long throw) and discuss (120 feet) for track and field team.
- Enjoys fishing in his spare time.
- List of favorites: (kind of music) country music; (video games) James Bond 007; (movie) "Lethal Weapon"; (food) chicken wings; (school subject) poultry science; and (vacation getaway) Gatlinburg, Tenn.
- Born James David Stewart on Aug. 28, 1982 in Decatur, Ala.

### Stewart's NFL Statistics

Year	Team	GP	GS
2005	Tennessee	0	0
2006	Tennessee	14	14
2007	Tennessee	16	16
<b>NFL Totals</b>		<b>30</b>	<b>30</b>



### PLAYOFFS

Year	Team	GP	GS
2007	Tennessee	1	1
<b>Playoff Totals</b>		<b>1</b>	<b>1</b>

**Starts Breakdown:** 2006 - RT 14; 2007 - RT 16

50



David THORNTON



LINEBACKER

6'2" • 225 lbs. • Born: 11.1.78 • Exp. (NFL/Titans): 7/3 • UFA (Ind) – 2006 • North Carolina  
 2007 GP/GS: 16/16 (Playoffs 1/1) • Career GP/GS: 95/76 (Playoffs 8/6) • Goldsboro, NC

**PRO:** David Thornton enters his seventh NFL season and his third as Tennessee's starting left outside linebacker in 2008. A sideline-to-sideline defender who shoots through gaps with tremendous speed, his career totals include 656 tackles, four sacks, five interceptions and seven forced fumbles in 95 games (76 starts). He teams with Keith Bulluck to form one of the NFL's most athletic outside linebacker duos. Thornton is remarkably durable, having missed only one contest in his professional career and none since his rookie year. Equally well-respected on and off the grid-iron, he was named the team's 2007 Ed Block Courage Award winner, given to a

player on each team who best embodies the principles of sportsmanship and courage. His on-field production in 2007 resulted in a team-high 140 tackles, the second-highest total of his career. He added a career-high two interceptions, nine tackles for loss, six passes defended, one forced fumble and one fumble recovery. When the Titans advanced to the postseason, Thornton became a member of a playoff squad for the fifth time in six seasons. He appeared in the playoffs in each of his four seasons with the Indianapolis Colts (2002-05), where he totaled 394 tackles, three sacks, four forced fumbles and three interceptions in 63 games. In 2003, he established a career high and led the Colts with 158 tackles. The Titans signed Thornton as an unrestricted free agent on March 13, 2006. The former walk-on at the University of North Carolina originally was drafted by the Colts in the fourth round (106th overall) of the 2002 NFL Draft.

**TITANS TIDBITS:**

- Thornton was voted by his teammates in 2007 as the team's Ed Block Courage Award recipient. Each NFL team votes on a player who exemplifies a commitment to the principles of sportsmanship and courage. In addition to his extensive charitable work, Thornton was singled out for his commitment during the 2006 season, when he played every game despite suffering a torn rotator cuff. After surgery in January 2007 to repair the injury, he underwent an extensive five-month rehabilitation process before returning to full strength and leading the team in tackles during the 2007 season.

**2007 Titans Tackle Leaders (regular season)**

Tackles	Player
140	LB David Thornton
115	DE Kyle Vanden Bosch
109	LB Keith Bulluck
109	CB Cortland Finnegan
83	DT Tony Brown
80	CB Nick Harper

- Thornton joins fellow Titans Kyle Vanden Bosch and Kevin Mawae as three of the 10 members of the NFL Player Advisory Council, a select group chosen to communicate with NFL Commissioner Roger Goodell on issues that affect the league's players.

- Thornton, named in 2007 a "Titans Community All-Star," has been dedicated to serving his community throughout his career, initially with the Colts and now as a member of the Titans. In Indianapolis, he won the team's Walter Payton Man of the Year Award twice. He has been nominated for the NFL Player's Association's highest honor, the Byron "Whizzer" White Award, three times during his career – once with the Colts (2005) and twice with the Titans (2006 and 2007). The award recognizes a player's service to his team, community and country in the spirit of Byron Raymond "Whizzer" White, the late NFL running back and Supreme Court Justice.

Front Office  
 Coaching Staff  
 Thornton  
 Rookies  
 2007 Season  
 Records  
 History  
 Playoff History  
 Sidelines

• Upon his arrival in Tennessee, he partnered with the Martha O'Bryan Center in Nashville to host his "Cold Feet, Warm Shoes" program, an effort he started while in Indianapolis. Also through the Martha O'Bryan Center, he provided Thanksgiving meals to nearly 100 needy families. He appeared in a public service announcement for the LP Pencil Box Foundation, traveled through East Tennessee making appearances for the Titans Caravan, partnered with United Way and the Boys & Girls Club for the Titans Hometown Huddle, and made several more appearances at charitable events organized by the team and its individual players. In 2007, he began a relationship with Bridges Academy, which provides at-risk boys with a Christian education and builds personal development skills. Members of Bridges Academy, the Martha O'Bryan Center and Big Brothers Big Sisters are able to attend Titans home games through Thornton's "50's Faithful" program.

• Thornton is a three-time participant in the NFL Business Management and Entrepreneurial Program, which assists players in preparing for their post-playing careers. He traveled to Wharton School of the University of Pennsylvania in 2005, Stanford Graduate School of Business in 2006 and Kellogg School of Management at Northwestern University in 2008.

• As busy as life in the NFL may be, Thornton may have had a tougher schedule in high school. In addition to being an All-Conference football player at Goldsboro (N.C.) High School, he was the student body president, the school's National Honor Society president and the drum major of the marching band, all while maintaining a 3.9 grade-point average.

• Thornton maintains close ties with the community in which he was raised. In 2008, he was scheduled to host the third-annual "David Thornton Football Camp" at his former high school in Goldsboro, N.C. He also has funded a scholarship program for students at Goldsboro High, made a contribution to fund new uniforms for its football team and has made numerous visits to Goldsboro area elementary and middle schools to speak with students.

## CAREER HIGHLIGHTS:

**2007 (16/16, 1/1 – Tennessee):** In second season with Titans, started every game at left outside linebacker and led club with 140 tackles, second-highest total of career.

Added a team-high nine tackles for loss, one sack, one quarterback pressure, seven passes defended, one forced fumble and one fumble recovery. Led or tied for team lead in tackles seven times (9/9 at JAX, 9/16 vs. IND, 9/24 at NO, 10/28 vs. OAK, 11/11 vs. JAX, 12/2 vs. HST, 12/30 at IND).

• Against Atlanta (10/7), recorded first interception of season, fourth of career and first with Titans when he picked off Byron Leftwich in fourth quarter. Led team with three passes defended.

• Against Oakland (10/28), led team and set season high with 14 tackles, including one tackle for loss.

• Against Carolina (11/4), recorded first sack in Titans uniform, taking down David Carr for seven-yard loss in first quarter.

• Against Houston (12/2), led squad with nine tackles and reached 100 tackles for season for third time in career.

• At Kansas City (12/16), posted 10 tackles and recorded second interception of season when he picked off Brodie Croyle pass intended for Tony Gonzalez with four minutes remaining in fourth quarter to help seal 26-17 victory.

• At Indianapolis (12/30), led team with nine tackles and posted first fumble recovery of career. Scooped up Reggie Wayne fumble deep in Titans territory to end first-half threat. Helped hold Colts to 46 rushing yards and 194 total yards in playoff-clinching victory.

**2006 (16/13 – Tennessee):** Played all 16 games in first season with Titans with 13 starts at left outside linebacker. Placed third on squad with 122 tackles. Also totaled four tackles for loss, one quarterback pressure, six passes defended and two forced fumbles. Limited for several games in second half of season due to shoulder injury and did not start in three games as result (11/5 at Jacksonville, 11/12 against Baltimore and 11/26 against N.Y. Giants).

• Against N.Y. Jets (9/10), made Titans debut and recorded eight tackles.

• At Miami (9/24), tied Chris Hope for team-high 11 tackles.

• At Indianapolis (10/8), returned to play former team and led Titans with 14 tackles. It was fifth career game with 14 or more tackles. Also forced Dominic Rhodes fumble that was recovered by Keith Bulluck and resulted in Titans field goal.

• Against Indianapolis (12/3), led team with season-high 15 tackles and added one pass defended against his former team. Reached 15 tackles for third time in career.

- At Houston (12/10), posted six tackles and reached 100 tackles on season for second time in career (2003).

- Against Jacksonville (12/17), posted 10 tackles and forced David Garrard fumble that was returned 92 yards for touchdown by Cortland Finnegan.

**2005 (16/16, 1/1 – Indianapolis):** Started all 16 games at strongside linebacker in final season with Colts. Recorded 96 tackles, two sacks, one quarterback pressure, three passes defended and two forced fumbles. Also had 12 special teams stops.

- Had tackles in every outing, including seasonal-best 10 stops at Tennessee (10/2).

- At San Francisco (10/9), had six stops and sacked Alex Smith.

- At Houston (10/23), recorded six tackles and added sack of David Carr.

- At Jacksonville (12/11), posted nine tackles and forced two fumbles.

- In Divisional Playoff against Pittsburgh (1/15), started and recorded nine tackles.

**2004 (16/15, 2/1 – Indianapolis):** Started 15 of 16 games in second full season as starting outside linebacker, switching from weakside to strongside position in 2004. Ranked second on team with 98 tackles and added four quarterback pressures, one interception and two forced fumbles. Also had nine special teams tackles.

- Set season high with 11 tackles in two games – at Tennessee (9/19) and against Jacksonville (10/24).

- Against Green Bay (9/26), recorded one interception for five yards in addition to posting 10 tackles.

- Forced fumbles at Jacksonville (10/3) and at Detroit (11/25).

- In Divisional Playoff at New England (1/16), recorded four tackles with one special teams takedown. Did not start in game due to extra defensive back in package.

**2003 (16/16, 3/3 – Indianapolis):** Started all 16 games at right outside linebacker and led team with 158 tackles. Added two interceptions, two passes defended, two quarterback pressures, one pass defended and one sack. Tackle total exceeded team runner-up by 53 stops. Added five special teams stops.

- Led team or tied for team lead in tackles in 12 games and recorded team-high eight double-digit tackle games.

- At Tampa Bay (10/6), set season and career high with 18 tackles.

- Posted first career sack against Jacksonville (9/21) and first career interception in rematch at Jacksonville (11/9).

- Recorded second interception of season at Buffalo (11/23).

- Started all three postseason games (1/4 against Denver, 1/11 at Kansas City and 1/18 at New England) and recorded team-high 26 tackles with two passes defended.

**2002 (15/0, 1/0 – Indianapolis):** Played in 15 games in rookie season as reserve linebacker and special teams performer. Totaled 42 tackles, one quarterback pressure and 15 special teams tackles. Missed one game (12/1 vs. Houston) with knee injury.

- Posted tackles in 11 games and special teams stops in 10 outings. Totaled four multiple-tackle games on special teams.

- At Philadelphia (11/10), led team with 11 tackles and had two special teams stops.

## COLLEGE:

- Former walk-on started 11 of 32 games for Tar Heels, with all starts coming at left outside linebacker as senior. Totaled 155 tackles, 10 tackles for loss, three sacks, seven quarterback pressures, one interception and five passes defended during career.

- As senior, led team with 131 tackles, three sacks, 10 tackles for loss, five passes defended, six quarterback pressures, one forced fumble and one interception. Named team MVP, selected to Super Sleeper Team and earned second-team All-ACC honors from league's coaches.

- Played 11 games as reserve as junior, primarily on special teams. Had 16 tackles, eight solo, with one quarterback pressure.

- Played 10 games as sophomore, mainly on special teams, and tallied eight solo tackles.

- Joined team as walk-on freshman but did not play.

- Received degree in exercise science in December 2001.

## PERSONAL:

- Single, splits time between Nashville and Goldsboro, N.C.

- Has one daughter, Qieara (9).

- Played four years at quarterback and safety at Goldsboro (N.C.) High School. Named all-conference as senior.

- Also played four years as pitcher on baseball team and four years at point guard for basketball team.

- Was drum major of high school marching band, student body president, president of the school's National Honor Society, a North Carolina Scholar, an honors graduate and two-time graduation marshal.

- In conjunction with Player-High School

Matching Grant program offered by NFL Youth Football Fund, made total contribution on \$10,000 to former high school for football program.

- Made \$10,000 contribution to Wayne Co. (N.C.) Boys & Girls Club in 2006.
- Participated in Basket of Hope program in Indianapolis, making monthly deliveries of Christian-based activity baskets to children in hospital battling cancer.
- Shared personal testimony in "Faith & Football" DVD and did extensive promotional activities for the DVD.
- In 2004, interned at NCAA headquarters in Indianapolis and worked with NCAA Leadership Institute for Ethnic Minority Males, which helps administrators receive training and acquire skill sets necessary to advance to leadership roles in athletics. Also worked with NCAA as spokesperson for "Stay In Bounds" program for high school students.
- In each of four seasons in Indianapolis, organized holiday donation to charity by the defensive players. In 2005, group "adopted" more than 40 children of incarcerated parents and provided them with Christmas presents.
- Helped kickoff United Way campaign at Eli Lilly and has traveled throughout Indiana to encourage voluntarism.
- Aided local causes for domestic violence victims, helped children at Coburn Place Safe Haven and assisted postal workers at city's busiest outlet with holiday mail and packages.

• Also participated in Colts Make It Personal Tour, Tony Dungy's Colts Celebrity Showdown to benefit Carson Scholars Fund and Colts Holiday Party for charity.

- Served as football coaching intern at North Central High School in Indianapolis.
- Served as player liaison for Play It Smart program, a mentoring program for athletes in all five local public high schools in Indianapolis.
- Visited after-school programs, shared testimony at FCA meetings and was keynote speaker at D.A.R.E. graduation.
- In 2005, began Cold Feet, Warm Shoes program to provide new shoes, socks, winter hats and "50's Faithful" T-shirts to more than 250 underprivileged youth. Continued program in Nashville through Martha O'Bryan Center.
- Serves as Titans NFL Players Association player rep after being named player rep and team captain for Colts from 2004-05.
- Spoke at Titans annual clinic for youth and high school coaches in 2007.
- Teamed with Monroe Carell Jr. Children's Hospital to promote "Live It! Go for the Red, White and Blue" youth health and fitness program in March 2008.
- List of favorites: (TV show) "The Cosby Show"; (actor) Denzel Washington; (school subject) math; (book) the Bible; (music) Gospel; (food) his mother's fried chicken; (sports hero) David Robinson.
- Born David Dontay Thornton on Nov. 1, 1978 in Goldsboro, N.C.

## THORNTON GAME-BY-GAME

2002 Indianapolis Colts												
Date	Opp	W/L	P/S	Tot Solo	Sk	QBP	TFL	Int	Yds	PD	FF	FR SpT
Sept 8	@ Jax	W	1/0	3	3	0	0	-	0	0	0	0
Sept 15	Mia	L	1/0	2	2	0	0	-	0	0	0	0
Sept 22	@ Hou	W	1/0	5	3	0	0	-	0	0	0	0
Oct 6	Cin	W	1/0	4	3	0	1	-	0	0	0	0
Oct 13	Bal	W	1/0	5	2	0	0	-	0	0	0	0
Oct 21	@ Pit	L	1/0	2	2	0	0	-	0	0	0	0
Oct 27	@ Wash	L	1/0	4	4	0	0	-	0	0	0	0
Nov 3	Ten	L	1/0	0	0	0	0	-	0	0	0	0
Nov 10	@ Phi	W	1/0	11	3	0	0	-	0	0	0	0
Nov 17	Dal	W	1/0	3	2	0	0	-	0	0	0	0
Nov 24	@ Den	W	1/0	2	1	0	0	-	0	0	0	0
Dec 1	@ Cle	W	0/0	INACTIVE								
Dec 8	@ Ten	L	1/0	0	0	0	0	-	0	0	0	0
Dec 15	@ Cle	W	1/0	0	0	0	0	-	0	0	0	0
Dec 22	NYG	L	1/0	1	1	0	0	-	0	0	0	0
Dec 29	Jax	W	1/0	0	0	0	0	-	0	0	0	0
<b>Totals</b>			<b>10-6 15/0</b>	<b>42</b>	<b>26</b>	<b>0</b>	<b>1</b>	<b>-</b>	<b>0</b>	<b>0</b>	<b>0</b>	<b>15</b>

2003 Indianapolis Colts												
Date	Opp	W/L	P/S	Tot Solo	Sk	QBP	TFL	Int	Yds	PD	FF	FR SpT
Sept 7	@ Cle	W	1/1	9	5	0	-	-	0	1	0	0
Sept 14	Ten	W	1/1	14	9	0	-	-	0	0	0	0
Sept 21	@ Jax	W	1/1	11	9	1	-	-	0	0	0	0
Sept 28	@ NO	W	1/1	15	12	0	-	-	0	0	0	0
Oct 6	@ TB	W	1/1	18	15	0	-	-	0	0	0	0
Oct 12	@ Car	L	1/1	12	9	0	-	-	0	0	0	0
<b>Totals</b>			<b>0-1 1/0</b>	<b>0</b>	<b>0</b>	<b>0</b>	<b>0</b>	<b>-</b>	<b>0</b>	<b>0</b>	<b>0</b>	<b>0</b>

Oct 26	@ Hou	W	1/1	3	2	0	-	-	0	0	0	0
Nov 2	@ Jax	W	1/1	7	3	0	-	-	0	0	0	0
Nov 9	@ Jax	L	1/1	7	3	0	-	-	1	2	0	0
Nov 16	@ NYJ	W	1/1	7	4	0	-	-	0	0	0	0
Nov 23	@ Buf	W	1/1	10	7	0	-	-	1	1	0	0
Nov 30	@ NE	L	1/1	12	6	0	-	-	0	0	1	0
Dec 7	@ Ten	W	1/1	9	6	0	-	-	0	0	0	0
Dec 14	@ Atl	W	1/1	7	6	0	-	-	0	0	0	0
Dec 21	Den	L	1/1	14	7	0	-	-	0	0	0	0
Dec 28	@ Hou	W	1/1	3	1	0	-	-	0	0	0	0
<b>Totals</b>			<b>12-4 16/16</b>	<b>158</b>	<b>104</b>	<b>1</b>	<b>-</b>	<b>-</b>	<b>2</b>	<b>3</b>	<b>2</b>	<b>0</b>

2004 Indianapolis Colts												
Date	Opp	W/L	P/S	Tot Solo	Sk	QBP	TFL	Int	Yds	PD	FF	FR SpT
Sept 9	@ NE	L	1/1	4	3	0	-	-	0	0	0	0
Sept 19	@ Ten	W	1/1	11	7	0	-	-	0	0	0	0
Sept 26	@ GB	W	1/1	10	7	0	-	-	1	5	0	0
Oct 3	@ Jax	W	1/1	9	5	0	-	-	0	0	1	0
Oct 10	@ Oakl	W	1/1	6	3	0	-	-	0	0	0	0
Oct 24	@ Jax	L	0/1	11	4	0	-	-	0	0	0	0
Oct 31	@ KC	L	1/1	6	5	0	-	-	0	0	0	0
Nov 8	@ Ten	W	1/1	3	2	0	-	-	0	0	0	0
Nov 14	Hou	W	1/1	7	4	0	-	-	0	0	0	0
Nov 21	@ Chi	W	1/1	3	2	0	-	-	0	0	0	0
Nov 25	@ Det	W	1/1	3	2	0	-	-	0	0	1	0
Dec 5	@ Ten	W	1/1	8	5	0	-	-	0	0	0	0
<b>Totals</b>			<b>3-1 3/3</b>	<b>26</b>	<b>17</b>	<b>0</b>	<b>-</b>	<b>-</b>	<b>0</b>	<b>0</b>	<b>2</b>	<b>0</b>

THORNTON GAME-BY-GAME

Dec 12	@ Hou	W	1/1	5	1	0	-	-	0	0	0	0	0	0	0	0	0	0	0
Dec 19	Bal	W	1/1	2	1	0	-	-	0	0	0	0	0	0	2	0	0	0	0
Dec 26	SD	W	1/1	8	7	0	-	-	0	0	0	0	0	0	0	0	0	0	0
Jan 2	@ Den	L	1/1	2	1	0	-	-	0	0	0	0	0	0	0	0	0	0	0
<b>Totals</b>	<b>12-4</b>	<b>16/15</b>		<b>98</b>	<b>59</b>	<b>0</b>	<b>-</b>	<b>-</b>	<b>1</b>	<b>0</b>	<b>0</b>	<b>2</b>	<b>0</b>	<b>9</b>					
<b>Playoffs</b>																			
Jan 9	Den	W	1/1	5	1	0	-	-	0	0	0	0	0	2	0	0	0	0	0
Jan 16	@ NE	L	0/1	4	2	0	-	-	0	0	0	0	0	1	0	0	0	0	0
<b>Totals</b>	<b>1-1</b>	<b>2/1</b>		<b>9</b>	<b>3</b>	<b>0</b>	<b>-</b>	<b>-</b>	<b>0</b>	<b>0</b>	<b>0</b>	<b>0</b>	<b>0</b>	<b>3</b>					
<b>2005 Indianapolis Colts</b>																			
Date	Opp	W/L	P/S	Tot Solo	Sk	QBP	TFL	Int	Yds	PD	FF	FR	SpT						
Sept 11	@ Bal	W	1/1	9	6	0	-	-	0	0	1	0	0	2	0	0	0	0	0
Sept 18	Jax	W	1/1	4	2	0	-	-	0	0	0	0	0	0	0	0	0	0	0
Sept 25	Clev	W	1/1	8	4	0	-	-	0	0	0	0	0	0	0	0	0	0	0
Oct 2	@ Ten	W	1/1	10	4	0	-	-	0	0	0	0	0	0	0	0	0	0	0
Oct 9	@ SF	W	1/1	6	2	1	-	-	0	0	0	0	0	0	0	0	0	0	0
Oct 17	@ STL	W	1/1	4	2	0	-	-	0	0	0	0	0	0	0	0	0	0	0
Oct 23	@ Hou	W	1/1	6	3	1	-	-	0	0	2	0	0	0	0	0	0	0	0
Nov 7	@ NE	W	1/1	2	1	0	-	-	0	0	0	0	0	0	0	0	0	0	0
Nov 13	Hou	W	1/1	6	2	0	-	-	0	0	0	0	0	0	0	0	0	0	0
Nov 20	@ Cin	W	1/1	2	4	0	-	-	0	0	0	0	0	2	0	0	0	0	0
Nov 28	Pit	W	1/1	8	4	0	-	-	0	0	0	0	0	0	0	0	0	0	0
Dec 4	@ Ten	W	1/1	3	1	0	-	-	0	0	0	0	0	0	0	0	0	0	0
Dec 11	@ Jax	W	1/1	9	7	0	-	-	0	0	2	0	0	0	0	0	0	0	0
Dec 18	SD	L	1/1	5	2	0	-	-	0	0	0	0	0	0	0	0	0	0	0
Dec 24	@ Sea	L	1/1	5	3	0	-	-	0	0	0	0	0	0	0	0	0	0	0
Jan 1	Ari	W	1/1	9	7	0	-	-	0	0	0	0	0	0	0	0	0	0	0
<b>Totals</b>	<b>16/16</b>			<b>96</b>	<b>50</b>	<b>2</b>	<b>-</b>	<b>-</b>	<b>0</b>	<b>0</b>	<b>3</b>	<b>2</b>	<b>0</b>	<b>12</b>					
<b>Playoffs</b>																			
Jan 15	Pit	L	1/1	9	7	0	-	-	0	0	0	0	0	0	0	0	0	0	0
<b>Totals</b>	<b>0-1</b>	<b>1/1</b>		<b>9</b>	<b>7</b>	<b>0</b>	<b>-</b>	<b>-</b>	<b>0</b>	<b>0</b>	<b>0</b>	<b>0</b>	<b>0</b>	<b>0</b>					
<b>2006 Tennessee Titans</b>																			
Date	Opp	W/L	P/S	Tot Solo	Sk	QBP	TFL	Int	Yds	PD	FF	FR	SpT						
Sept 10	NYJ	L	1/1	8	7	0	0	0	0	0	1	0	0	1	0	0	0	0	0
Sept 17	@ SD	L	1/1	8	6	0	0	0	0	0	0	0	0	0	0	0	0	0	0
Sept 24	@ Mia	L	1/1	11	8	0	0	0	0	0	1	0	0	0	0	0	0	0	0

Oct 1	Dal	L	1/1	6	6	0	0	0	1	0	0	0	0	0	0	0	0	0	0
Oct 8	@ Ind	L	1/1	14	10	0	0	0	0	0	0	1	1	0	0	0	0	0	0
Oct 15	@ Was	W	1/1	6	3	0	0	0	1	0	0	0	0	0	0	0	0	0	0
Oct 29	Hou	W	1/1	10	6	0	0	0	0	0	0	0	1	0	0	0	0	0	0
Nov 5	@ Jax	L	1/1	10	0	0	0	0	0	0	0	0	0	0	0	0	0	0	0
Nov 12	Bal	L	1/1	6	4	0	0	0	0	0	0	0	0	0	0	0	0	0	0
Nov 19	@ Phi	W	1/1	8	6	0	0	0	1	0	0	0	1	0	0	0	0	0	0
Nov 26	@ NYG	W	1/1	10	3	0	0	0	1	0	0	0	0	0	0	0	0	0	0
Dec 3	Ind	W	1/1	15	12	0	0	0	0	0	0	0	0	1	0	0	0	0	0
Dec 10	@ Hou	W	1/1	6	4	0	0	0	0	0	0	0	0	0	0	0	0	0	0
Dec 17	Jax	W	1/1	10	8	0	0	0	0	0	0	0	0	1	0	0	0	0	0
Dec 24	@ Buf	W	1/1	6	5	0	0	0	0	0	0	0	0	0	0	0	0	0	0
Dec 31	@ NE	L	1/1	5	5	0	0	0	1	0	0	0	0	0	0	0	0	0	0
<b>Totals</b>	<b>8-8</b>	<b>16/13</b>		<b>122</b>	<b>93</b>	<b>0</b>	<b>0</b>	<b>1</b>	<b>4</b>	<b>0</b>	<b>6</b>	<b>2</b>	<b>0</b>	<b>1</b>					
<b>2007 Tennessee Titans</b>																			
Date	Opp	W/L	P/S	Tot Solo	Sk	QBP	TFL	Int	Yds	PD	FF	FR	SpT						
Sept 9	@ Jax	W	1/1	6	3	0.0	0	0	0	0	0	0	0	0	0	0	0	0	0
Sept 16	Ind	L	1/1	10	7	0.0	0	1	0	0	0	0	0	0	0	0	0	0	0
Sept 24	@ NO	W	1/1	13	10	0.0	0	1	0	0	0	0	0	0	0	0	0	0	0
Oct 7	@ Atl	W	1/1	5	3	0.0	0	0	1	5	3	0	0	0	0	0	0	0	0
Oct 14	@ TB	L	1/1	9	5	0.0	0	1	0	0	0	0	0	0	0	0	0	0	0
Oct 21	@ Hou	W	1/1	6	5	0.0	0	0	0	0	0	0	0	1	1	0	0	0	0
Oct 28	Oak	W	1/1	14	9	0.0	0	1	0	0	0	0	0	0	0	0	0	0	0
Nov 4	Car	W	1/1	7	5	1.0	0	0	0	0	0	0	0	0	0	0	0	0	0
Nov 11	Jax	L	1/1	10	6	0.0	0	0	0	0	0	0	0	0	0	0	0	0	0
Nov 19	@ Den	L	1/1	5	4	0.0	0	1	0	0	0	0	0	0	0	0	0	0	0
Nov 25	@ Cin	L	1/1	9	6	0.0	0	1	0	0	0	0	0	0	0	0	0	0	0
Dec 2	Hou	W	1/1	9	7	0.0	0	0	0	0	0	0	0	0	0	0	0	0	0
Dec 9	SD	L	1/1	7	6	0.0	0	1	0	0	0	0	0	0	0	0	0	0	0
Dec 16	@ KC	W	1/1	10	8	0.0	0	0	1	11	1	0	0	0	0	0	0	0	0
Dec 23	NYJ	W	1/1	11	7	0.0	0	2	0	0	0	0	0	0	0	0	0	0	0
Dec 30	@ Ind	W	1/1	9	6	0.0	0	0	0	0	0	0	0	1	0	0	0	0	0
<b>Totals</b>	<b>10-6</b>	<b>16/16</b>		<b>140</b>	<b>97</b>	<b>1.0</b>	<b>1</b>	<b>9</b>	<b>2</b>	<b>16</b>	<b>6</b>	<b>1</b>	<b>1</b>	<b>0</b>					
<b>Playoffs</b>																			
Jan 6	@ SD	L	1/1	9	7	0	0	0	0	0	0	0	0	1	0	0	0	0	0
<b>Totals</b>	<b>0-1</b>	<b>1/1</b>		<b>9</b>	<b>7</b>	<b>0</b>	<b>0</b>	<b>0</b>	<b>0</b>	<b>0</b>	<b>0</b>	<b>0</b>	<b>0</b>	<b>1</b>	<b>0</b>	<b>0</b>	<b>0</b>	<b>0</b>	<b>0</b>



David Thornton's NFL Statistics

Year	Team	GP	GS	TACKLES					Sk	Yds	INTERCEPTIONS				FUMBLES				
				Tot	Solo	Asst	No	Yds			Lg	TD	PD	FF	FR	Yds	SpT		
2002	Indianapolis	15	0	42	26	16	0.0	0.0	0	0	0	0	0	0	0	0	0	0	15
2003	Indianapolis	16	16	158	104	54	1.0	2.0	2	3	2	0	2	0	0	0	0	5	
2004	Indianapolis	16	15	98	59	39	0.0	0.0	1	0	0	0	0	2	0	0	0	9	
2005	Indianapolis	16	16	96	50	46	2.0	7.0	0	0	0	0	3	2	0	0	0	12	
2006	Tennessee	16	13	122	93	29	0.0	0.0	0	0	0	0	6	2	0	0	0	1	
2007	Tennessee	16	16	140	97	43	1.0	7.0	2	16	11	0	6	1	1	0	0	0	
<b>NFL Totals</b>		<b>95</b>	<b>76</b>	<b>656</b>	<b>429</b>	<b>227</b>	<b>4.0</b>	<b>16.0</b>	<b>5</b>	<b>19</b>	<b>11</b>	<b>0</b>	<b>17</b>	<b>7</b>	<b>1</b>	<b>0</b>	<b>42</b>		

Year	Team	GP	GS	TACKLES					Sk	Yds	INTERCEPTIONS				FUMBLES			
				Tot	Solo	Asst	No	Yds			Lg	TD	PD	FF	FR	Yds	SpT	
200																		



55



Stephen  
**TULLOCH**



**LINEBACKER**

5'11" • 235 lbs. • Born: 1.1.85 • Exp. (NFL/Titans): 3/3 • D4b – 2006 • North Carolina St.  
2007 GP/GS: 16/1 (Playoffs 1/1) • Career GP/GS: 32/4 (Playoffs 1/1) • Miami, FL

**PRO:** Third-year linebacker Stephen Tulloch is an aggressive, downhill defender who possesses quick feet and fluid lateral movement. The undersized middle linebacker looks to take the next step in his development after making the most of his opportunities as a core special teams player and valuable contributor on defense in his first two seasons. He has not missed a game to begin his career and has totaled four starts. His career totals include 73 tackles, one-half sack, three tackles for loss, one interception and two passes defended. Additionally, no player in a Titans uniform had more than Tulloch's 28 total special teams tackles from 2006-07. He was selected with the team's second pick of the fourth round (116th overall) in the 2006 NFL Draft after the Titans traded their initial second-round selection (39th) to Philadelphia for their second and fourth round picks (45th and 116th).

**TITANS TIDBITS:**

- Born and raised in Miami, Fla., Tulloch has Jamaican heritage. His parents arrived in the United States as young adults from Jamaica before he was born. He is appreciative of his Jamaican ancestry and frequently enjoys his mother's native cuisine.
- Tulloch decided to leave N.C. State for the NFL with a year of college eligibility remaining after leading the Wolfpack in their Meineke Car Care Bowl shutout victory over South Florida in 2005. He posted a game-high 16 tackles, capturing MVP honors.
- At N.C. State, Tulloch played on a defense that produced three defensive linemen selected in the first-round of the 2006 NFL Draft - Mario Williams (1st overall), Manny Lawson (22nd overall) and John McCargo (26th overall).
- After completing his professional football career, Tulloch desires to develop a youth center to provide a healthy environment for children to grow, stay out of trouble and participate in extracurricular activities.

**CAREER HIGHLIGHTS:**

- **2007 (16/1, 1/1):** Played in every game with starts at middle linebacker in regular season finale (12/30 at Indianapolis) and in Wild Card Playoff (1/6 at San Diego). Was mainstay on special teams and also was used frequently in four-linebacker packages. Registered 36 tackles, one tackle for loss and ranked fourth on squad with 11 special teams stops.
  - At Kansas City (12/16), saw significant action at middle linebacker after Ryan Fowler left game in second quarter with season-ending injury. Tallied nine tackles and tied for team lead with career-high three special teams tackles in victory.
  - Against N.Y. Jets (12/23), collected 10 tackles and following week at Indianapolis (12/30), made first start of season and notched six tackles in playoff-clinching win.
  - In Wild Card Playoff at San Diego (1/6), started in playoff debut and collected nine tackles, including two tackles for loss. Twice stopped LaDainian Tomlinson for loss and added one quarterback pressure.
- **2006 (16/3):** Played in all 16 games with three starts at middle linebacker. Recorded 37 tackles, 0.5 sacks, two tackles for loss, one interception and two passes defended. On special teams, ranked second on unit with 17 tackles and a fumble recovery.
  - At Jacksonville (11/5), registered first career start at middle linebacker and recorded three tackles. Combined with Peter Sirmon to sack David Garrard in second quarter for first half-sack of his career.
  - At Philadelphia (11/19), posted first career interception when he picked off Donovan McNabb in end zone for touchdown in first quarter.
  - Against Jacksonville (12/17), registered career-high 13 tackles. Also posted one tackle on special teams.

**COLLEGE:**

- During three-year career at N.C. State, played in 35 games with 18 starts and

recorded 290 tackles, 40 tackles for loss, seven sacks, one forced fumble, three fumbles recovered, four passes defensed and 20 quarterback pressures. His 40 career tackles for loss rank fourth in N.C. State history.

- As junior, named first-team All-ACC, honorable mention All-American by *Sports Illustrated*, MVP of 2005 Meineke Car Care Bowl and N.C. State's Most Valuable Linebacker while starting all 12 games. Posted career-highs in tackles (150, team-high), sacks (6), tackles for loss (21), forced fumbles (1), fumbles recovered (2) and quarterback pressures (9).
- As sophomore, played all 11 games and recorded six starts. Tied for third on team with 75 tackles, tied for second on team with 14 tackles for loss (10th in school history), one sack, one fumble recovery and five quarterback pressures.
- As freshman, played all 12 games, totaling 65 tackles, five tackles for loss, two passes defensed and six quarterback pressures.
- Majored in sports management.

Miami, Fla.

- At Miami Killian (Fla.) High School, named Dade County Defensive Player of Year and selected to Florida Super 75, while posting 132 tackles, 12 sacks, two interceptions, two caused fumbles and three forced fumbles as senior.
- At N.C. State earned Wolfpack ACC Award for Community Service.
- Older brother David Tulloch played defensive tackle at Florida State (1995-1998).
- Enjoys working with underprivileged children in his spare time.
- Has talked with school children in Miami and in Hendersonville, Tenn.
- Helped plant trees at Chattanooga area Boys & Girls Club in 2007 as participant in Titans Caravan.
- In July 2008, hosted free football camp in Miami for area youth.
- List of favorites: (movie) "Green Mile"; (actor) Denzel Washington; (sports hero) Mike Singletary; (food) Jamaican; (car) Mercedes S550; and (vacation getaway) Jamaica.
- Born Stephen Michael Tulloch on Jan. 1, 1985 in Miami, Fla.

**PERSONAL:**

• Single, splits time between Nashville and

**TULLOCH GAME-BY-GAME**

2006 Tennessee Titans														2007 Tennessee Titans															
Date	Opp	W/L	P/S	Tot	Solo	Sk	QBP	TFL	Int	Yds	PD	FF	FR	SpT	Date	Opp	W/L	P/S	Tot	Solo	Sk	QBP	TFL	Int	Yds	PD	FF	FR	SpT
Sept 10	@ NYJ	L	1/0	0	0	0.0	0	0	0	0	0	0	0	1	Sept 9	@ Jax	W	1/0	1	1	0.0	0	0	0	0	0	0	0	0
Sept 17	@ SD	L	1/0	0	0	0.0	0	0	0	0	0	0	0	2	Sept 16	@ Ind	L	1/0	0	0	0.0	0	0	0	0	0	0	0	0
Sept 24	@ Mia	L	1/0	0	0	0.0	0	0	0	0	0	0	0	1	Sept 24	@ NO	W	1/0	1	1	0.0	0	0	0	0	0	0	0	0
Oct 1	@ Dal	L	1/0	1	0	0.0	0	0	0	0	0	0	0	1	Oct 7	@ Atl	W	1/0	0	0	0.0	0	0	0	0	0	0	0	0
Oct 8	@ Ind	L	1/0	0	0	0.0	0	0	0	0	0	0	0	0	Oct 14	@ TB	W	1/0	0	0	0.0	0	0	0	0	0	0	0	0
Oct 15	@ Was	W	1/0	0	0	0.0	0	0	0	0	0	0	0	1	Oct 21	@ Hou	W	1/0	0	0	0.0	0	0	0	0	0	0	0	0
Oct 29	@ Hou	W	1/0	0	0	0.0	0	0	0	0	0	0	0	1	Oct 28	@ Oak	W	1/0	0	0	0.0	0	0	0	0	0	0	0	1
Nov 5	@ Jax	L	1/1	3	1	0.5	0	0	0	0	0	0	0	2	Nov 11	@ Car	W	1/0	0	0	0.0	0	0	0	0	0	0	0	1
Nov 12	@ Bal	L	1/1	7	5	0.0	0	0	0	2	0	0	0	1	Nov 19	@ Jax	L	1/0	1	1	0.0	0	0	0	0	0	0	0	0
Nov 19	@ Phi	W	1/0	4	2	0.0	0	1	0	0	0	0	0	2	Nov 19	@ Den	L	1/0	1	1	0.0	0	0	0	0	0	0	0	0
Nov 26	@ NYG	W	1/1	8	7	0.0	0	1	0	0	0	0	0	1	Nov 25	@ Cin	L	1/0	3	3	0.0	0	0	0	0	0	0	0	2
Dec 3	@ Ind	W	1/0	1	0	0.0	0	0	0	0	0	0	0	0	Dec 2	@ Hou	W	1/0	3	3	0.0	0	0	0	0	0	0	0	0
Dec 10	@ Hou	W	1/0	0	0	0.0	0	0	0	0	0	0	0	2	Dec 9	@ SD	L	1/0	1	1	0.0	0	0	0	0	0	0	0	1
Dec 17	@ Jax	W	1/0	13	8	0.0	0	1	0	0	0	0	0	1	Dec 16	@ KC	W	1/0	9	7	0.0	0	0	0	0	0	0	0	3
Dec 24	@ Buf	W	1/0	0	0	0.0	0	0	0	0	0	0	0	0	Dec 23	@ NYJ	W	1/0	10	7	0.0	0	1	0	0	0	0	0	1
Dec 31	@ NE	L	1/0	0	0	0.0	0	0	0	0	0	0	0	1	Dec 30	@ Ind	W	1/1	6	3	0.0	0	0	0	0	0	0	0	0
<b>Totals</b>			8-8	16/3	37	23	0.5	0	2	1	0	2	0	17	<b>Totals</b>			10-6	16/1	36	28	0.0	0	1	0	0	0	0	11
															<b>Playoffs</b>														
															Jan 6	@ SD	L	1/1	9	7	0.0	1	2	0	0	0	0	0	0
															<b>Totals</b>			0-1	1/1	9	7	0.0	1	2	0	0	0	0	0

**Stephen Tulloch's NFL Statistics**

Year	Team	TACKLES							INTERCEPTIONS					FUMBLES			
		GP	GS	Tot	Solo	Asst	Sk	Yds	No	Yds	Lg	TD	PD	EE	ER	Yds	SpT
2006	Tennessee	16	3	37	23	14	0.5	1.0	1	0	0	0	2	0	0	0	17
2007	Tennessee	16	1	36	28	8	0.0	0.0	0	0	0	0	0	0	0	0	11
<b>NFL Totals</b>		<b>32</b>	<b>4</b>	<b>73</b>	<b>51</b>	<b>22</b>	<b>0.5</b>	<b>1.0</b>	<b>1</b>	<b>0</b>	<b>0</b>	<b>0</b>	<b>2</b>	<b>0</b>	<b>0</b>	<b>0</b>	<b>28</b>
Year	Team	TACKLES							INTERCEPTIONS					FUMBLES			
		GP	GS	Tot	Solo	Asst	Sk	Yds	No	Yds	Lg	TD	PD	EE	ER	Yds	SpT
2007	Tennessee	1	1	9	7	2	0.0	0.0	0	0	0	0	0	0	0	0	0
<b>Playoff Totals</b>		<b>1</b>	<b>1</b>	<b>9</b>	<b>7</b>	<b>2</b>	<b>0.0</b>	<b>0.0</b>	<b>0</b>	<b>0</b>	<b>0</b>	<b>0</b>	<b>0</b>	<b>0</b>	<b>0</b>	<b>0</b>	<b>0</b>
<b>Single-Game Highs</b>																	
Tackles - 13 vs. Jacksonville (12/17/06)																	
Interceptions - 1 at Philadelphia (11/19/06)																	
Sacks - 0.5 at Jacksonville (11/5/06)																	
Special Teams Tackles - 3 at Kansas City (12/16/07)																	
<b>Additional Career Statistics</b>																	
Special Teams Fumble Recoveries - 1 (2006)																	

93



Kyle  
**VANDEN BOSCH**



**DEFENSIVE END**

6'4" • 278 lbs. • Born: 11.17.78 • Exp. (NFL/Titans): 8/4 • UFA (Arizona) – 2005 • Nebraska Pro Bowls  
2007 GP/GS: 16/16 (Playoffs 1/1) • Career GP/GS: 83/68 (Playoffs 1/1) • Larchwood, IA



**PRO:** Since signing as an unrestricted free agent in the spring of 2005, Titans defensive end Kyle Vanden Bosch has emerged as one of the most productive defensive ends in the NFL and has earned two Pro Bowl invitations. After spending his first four NFL seasons with the Arizona Cardinals (2001-04), he was signed by the Titans with little fanfare. Two of his seasons in Arizona were cut short due to anterior cruciate ligament injuries – one on each knee – and the Titans were one of only a handful of teams that sought the former second-round draft choice. The investment continues to pay significant dividends as Vanden Bosch has become one of the Titans leaders in the locker room. A hard worker who shows relentless effort on the field, Vanden Bosch has started every game at defensive end since arriving in Tennessee and has a team-high 31 sacks in the three seasons, the highest three-year total by a Titans player since Jevon Kearse recorded 36 sacks from 2000-02 (14.5, 11.5 and 10.0). He also has led the team's defensive linemen in tackles in each of his first three seasons with the club. Vanden Bosch has career totals of 426 tackles, 36 sacks, 26 tackles for loss, 80 quarterback pressures, nine forced fumbles and three fumble recoveries in 83 games (68 starts). In 2007, he was named as a starter at defensive end in his second career Pro Bowl after leading the team and finishing sixth in the AFC with 12 sacks. The former Nebraska standout also finished second on the team with 115 tackles and was named a captain for the season by his teammates. In 2006, he led the team for a second consecutive year with 6.5 sacks and set a career high with 118 tackles. He added a career-high 30 quarterback pressures, four tackles for loss and one forced fumble. His 118 tackles made up the fourth-highest total by a Titans defensive lineman since 1980 (27 seasons), and his 30 quarterback pressures were the

most by a Titans player since Kevin Carter recorded 33 in 2002. In 2005, Vanden Bosch finished second in the AFC and fourth in the NFL with 12.5 sacks and totaled 100 tackles. His sack total was the most by a member of the team since Jevon Kearse's 14.5 in 1999, and he became the first defensive lineman for the team since 1986 (Ray Childress and Richard Byrd) to post 100 tackles in a season. He was named to his first career Pro Bowl following the season. His 2001 rookie season in Arizona was cut short due to reconstructive surgery on his right ACL, which kept him out of the final 13 contests after he started the first three games. He returned in his second year to start all 16 games and lead the Cardinals with four sacks, nine hurries and eight tackles for loss. Then in 2003, he suffered an injury to his left ACL during the preseason and missed all 16 games. In 2004, he played in all 16 games with one start and totaled 15 tackles. He was originally selected by Arizona in the second round (34th overall) of the 2001 NFL Draft.

**TITANS TIDBITS:**

- Vanden Bosch started the KVB S.A.C.K. (Supporting and Assisting Charities for Kids) Foundation in the spring of 2008. The foundation aims to give children more opportunities for success in life. For more information visit Vanden Bosch's website, [www.kvb93.com](http://www.kvb93.com).
- His father, Doug, owns D&L Masonry, a construction company in Larchwood, Iowa, while his mother, Bonnie, is an accountant. Kyle began working for his father's company when he was just 12 years old, hauling bricks, cement and other materials. He says he owes much of his strength and work ethic to his experience with his father's business.
- Kyle and his older brother, Keith, played high school football together in Larchwood. Keith then went on to star at linebacker for Northwestern College in Iowa.

• Vanden Bosch has shaved his head since he was a freshman in college. The Nebraska defensive line members traditionally shave their heads at the start of camp, and Vanden Bosch decided to keep the look ever since.

• As a senior at Nebraska, Vanden Bosch was one of six NCAA Division 1-A players to garner National Football Foundation and College Hall of Fame Scholar-Athlete honors.

• At Nebraska, Vanden Bosch received one of the most prestigious awards in the nation for student athletes, the St. Vincent de Paul Draddy Scholar-Athlete Award, which includes a \$25,000 post-graduate scholarship.

• Vanden Bosch enjoys spending time at a close friend's property in Winner, South Dakota, one of the country's best locales for pheasant hunting. He also is a big fisherman and spent a lot of time catching catfish at a lake near his home in Arizona during his career there.

**CAREER HIGHLIGHTS:**

**2007 (16/16, 1/1 - Tennessee):** Started all 16 games at defensive end for the third consecutive season and was named as a starter for the Pro Bowl. Led the team and finished sixth in the AFC with 12 sacks. Finished second on the team with 115 tackles and 24 quarterback pressures. Tied for the team lead with four forced fumbles. Named AFC Defensive Player of the Week after registering 12 tackles, three sacks and a forced fumble against N.Y. Jets (12/23). Led or tied for the team lead in tackles five times in 2007 (vs. IND, vs. ATL, vs. JAX, vs. SD, vs. NYJ). Led or tied for the team lead in sacks six times in 2007 (vs. IND, vs. ATL, at HST, at CIN, vs. SD, vs. NYJ). Led or tied for the team lead in quarterback pressures five times in 2007 (at NO, vs. JAX, vs. HST, at KC, vs. NYJ). Voted a team captain for the 2007 season by his teammates.

• Against Atlanta (10/7), led the team with nine tackles in the Titans' 20-13 win. Collected a sack, two tackles for loss and a quarterback pressure in the victory. Sealed the victory by sacking Byron Leftwich for an 8-yard loss on a fourth-and-goal play late in the fourth quarter.

• Against Oakland (10/28), finished with eight tackles (2 solo), a sack, a quarterback pressure, a forced fumble and a tackle for loss in the Titans' 13-9 win. Dropped

Franchise Sack Leaders			
	Player	Years	Sacks
1.	Elvin Bethea	1968-83	105.0
2.	Ray Childress	1985-95	74.5
3.	Jesse Baker	1979-87	66.0
4.	William Fuller	1986-93	59.0
5.	Sean Jones	1988-93	57.5
6.	Robert Brazile	1975-84	48.0
7.	Jevon Kearse	1999-03	47.5
8.	Ted Washington	1973-82	45.0
9.	Curley Culp	1966-72	31.0
	<b>Kyle Vanden Bosch</b>	<b>2005-07</b>	<b>31.0</b>

*\* Sacks did not become an official NFL statistic until 1982. Vanden Bosch is ranked higher (sixth) on the official list from the Elias Sports Bureau.*

Daunte Culpepper for a 5-yard sack, forcing a fumble that was recovered by the Raiders in the first quarter.

• Against San Diego (12/9), led the team with 11 tackles (8 solo), while tallying three sacks, two quarterback pressures and a tackle for loss. Created pressure forcing Philip Rivers to throw an interception to Michael Griffin in the first quarter. Sacked Rivers for an eight-yard loss in the third quarter. Dropped Rivers for a 10-yard sack in the fourth quarter. Two plays later, ended a Chargers' drive by sacking Rivers for a nine-yard loss on third-and-20.

• Against N.Y. Jets (12/23), named AFC Defensive Player of the Week after leading the team and matching a career high with 12 tackles (8 solo), three sacks and a forced fumble in the Titans' 10-6 win. It marked his second three-sack effort of the season and third of his career. Came off the edge and strip-sacked Pennington for a three-yard loss but the loose ball was recovered by the Jets in the fourth quarter.

• In AFC Wild Card Game at San Diego (1/6), saw action in his first career postseason game and posted six tackles and two quarterback pressures.

**2006 (16/16 - Tennessee):** Started all 16 games at left defensive end. Season totals included 6.5 sacks, 118 tackles, 30 quarterback pressures, four tackles for loss and one forced fumble. Set career high in tackles and led team in sacks for second consecutive year. Led team's defensive linemen in tackles for second consecutive season. His 118 tackles ranked fourth-highest by Titans defensive lineman since 1980 (27 seasons).

Set career high with 30 quarterback pressures, most by Titans player since Kevin Carter's 33 in 2002.

- Against N.Y. Jets (9/10), recorded 10 tackles, one sack (Chad Pennington), one tackle for loss and two quarterback pressures.

- At Miami (9/24), registered six tackles, two pressures and one sack against Daunte Culpepper.

- Against Houston (10/29), posted nine tackles, two sacks, one forced fumble and three quarterback pressures. Recorded sack and forced fumble against David Carr with under 20 seconds remaining in first half. Fumble was returned 40 yards for touchdown by Tony Brown. It was third sack and forced fumble of Vanden Bosch's career that was returned for touchdown.

- At Jacksonville (11/5), set career high and led team with 12 tackles, including one tackle for loss.

- Against Jacksonville (12/17), recorded seven tackles, three quarterback pressures and team-high 1.5 sacks. Shared sack of David Garrard with Randy Starks and added solo sack. Reached 100 tackles for second consecutive season.

- Against New England (12/31), recorded 10 tackles, one sack, and one quarterback pressure. Sacked Matt Cassel for six-yard loss in fourth quarter.

**2005 (16/16 - Tennessee):** In his first season in Tennessee, started all 16 games and rewarded with first career trip to Pro Bowl after finishing second in AFC and fourth in NFL with 12.5 sacks. Recorded 100 total tackles, which ranked second on squad and made him first defensive lineman on team since 1986 (Ray Childress and Richard Byrd) to post 100 tackles in single season. Sack total was highest by member of team since Jevon Kearse's 14.5 in 1999.

- Against Baltimore (9/18), led team with career-high three sacks, all against Anthony Wright. Also recovered one fumble.

- At St. Louis (9/25), led team with two sacks. Forced Marc Bulger fumble, which was recovered by fellow Titans defensive end Antwan Odom and returned 25 yards for touchdown. Became second member of team since start of 1999 to post five sacks over two-game stretch, joining Jevon Kearse's effort in 2001 (three vs. Jacksonville, 11/4; two vs. Baltimore, 11/12).

- At Houston (10/9), posted eight tackles and one sack of David Carr.

- At Arizona (10/23), recorded seven tackles, one sack of Josh McCown, one quarterback pressure and two tackles for loss in

return to location where he spent first four years of career.

- Against Jacksonville (11/20), tied season high with nine tackles and added one sack, one forced fumble, three quarterback pressures and two tackles for loss. Sacked Byron Leftwich and stripped ball, which was recovered by Antwan Odom for 27-yard touchdown return.

- Against San Francisco (11/27), recorded eight tackles, including game-high two sacks of quarterback Ken Dorsey. On fourth quarter sack, forced Dorsey fumble that was recovered by Andre Woolfolk. It was second consecutive game and third of season in which he forced fumble on sack that was recovered by Titans.

- Against Houston (12/11), posted seven tackles and tied for the team lead with two sacks of David Carr.

- At Miami (12/24), recorded five tackles, two quarterback pressures, one tackle for loss and one forced fumble. Created turnover in first quarter, stripping ball from Gus Frotette.

- In first career Pro Bowl (2/12), recorded game-high two sacks.

**2004 (16/1 - Arizona):** Saw action in every game for Cardinals, including one start (12/26 at Seattle), and totaled 15 tackles.

- Recorded two tackles in season opener at St. Louis (9/12) in first game since undergoing knee surgery in August 2003.

**2003 (0/0 - Arizona):** Suffered torn ACL in left knee during preseason game at San Diego (8/16) and was placed on injured reserve on Aug. 26, the same date he underwent reconstructive surgery.

**2002 (16/16 - Arizona):** Returned from reconstructive knee surgery to lead Arizona with four quarterback sacks, nine hurries and eight tackles for loss in 16 starts. Also totaled 66 tackles and one fumble recovery.

- At Seattle (9/15), totaled four tackles, two tackles for loss and helped smother aborted Seahawk field goal attempt at Cardinals nine-yard line in 24-13 win.

- Against San Diego (9/22), totaled four tackles, one hurry and seven-yard sack of Drew Brees during opening series.

- Against Giants (9/29), totaled two tackles, including third quarter sack of Kerry Collins.

- At Carolina (10/6), tallied nine tackles, including sack and tackle for loss, as Cardinals defensive line helped limit NFC's leading rusher, Panther Lamar Smith, to just 49 rushing yards on 18 carries.

- At Philadelphia (11/17), registered season-best 10 tackles and set up team's first

touchdown with recovery of Donovan McNabb fumble near midfield.

- At St. Louis (12/15), contributed five tackles, one tackle for loss and one sack, an 11-yard takedown of Marc Bulger.

**2001 (3/3 – Arizona):** Finished injury-abbreviated rookie season with 12 tackles (6 solo), one quarterback sack, one hurry, one pass defended and one fumble return for touchdown. Started first three games, inactive for next two, then spent final 11 weeks on injured reserve.

- Against Denver (9/23), started first game of NFL career at right defensive end in season opener and totaled four tackles, one pass defended and one quarterback hurry.

- Against Atlanta (9/30), led defensive line with eight tackles and also recorded first sack of NFL career, taking down Chris Chandler for nine-yard loss on third-and-12 play in second quarter.

- In win at Philadelphia (10/7), scooped up Donovan McNabb fumble on second play from scrimmage, taking ball nine yards into end zone to provide 7-0 lead and first NFL touchdown. Suffered left ankle sprain on next series and was forced out of game after just seven plays.

- Missed contest at Chicago (10/14) due to ankle sprain.

- After returning to workouts Oct. 17, suffered season-ending injury in practice when teammate Barron Tanner rolled into his knee.

- Underwent reconstructive right-knee surgery Oct. 23 to repair torn medial collateral ligament and partially-torn anterior cruciate ligament. Subsequently placed on injured reserve Oct. 25.

**COLLEGE:**

- Started final 23 games at Nebraska, closing career with 142 total tackles, 13 sacks for 112 yards, 34 tackles for loss and 46 quarterback pressures.

- As senior, was all-Big 12 Conference first-team pick by *The Sporting News*, adding second-team honors from *Associated Press*. Added academic all-Big 12 accolades for the third consecutive year.

- Twice earned Verizon/CoSIDA academic all-America, continuing school's 14-year streak of having at least one player earn the honor.

**Most Tackles By Franchise  
Defensive Linemen Since 1980**

	Player	Season	Tackles
1.	Ray Childress	1986	172
2.	Ray Childress	1985	135
3.	Richard Byrd	1986	124
4.	<b>Kyle Vanden Bosch</b>	<b>2006</b>	<b>118</b>
5.	<b>Kyle Vanden Bosch</b>	<b>2007</b>	<b>115</b>
6.	Jesse Baker	1984	102
7.	<b>Kyle Vanden Bosch</b>	<b>2005</b>	<b>100</b>
8.	Ken Kennard	1981	91
9.	Ray Childress	1992	90
10.	Ray Childress	1990	85
	Jevon Kearse	1999	85

- Set Nebraska single-season record with three blocked kicks—two field-goal attempts and one point-after-touchdown try as sophomore.

- Three-time Nebraska lifter-of-the-year (1998–2000) added 40 pounds to frame after arriving on Lincoln campus as freshman.

- Graduated with 3.82 grade-point average and bachelor's degree in finance in December 2000.

**PERSONAL:**

- Married to Lindsey, couple resides in Nashville with daughter, Payten (3/17/05), and twin sons, Bastian and Case (5/8/07).

- Earned All-America honors at West Lyon (Larchwood, Iowa) Community High School. Also named *USA Today*/Gatorade player-of-the-year for Iowa and Midwest Region.

- Started three years at fullback and four at outside linebacker at West Lyon. As senior, rushed 136 times for 812 yards and 18 touchdowns while recording 83 tackles, 14 sacks, and one interception. Set school's scoring record with 264 career points.

- Earned 4.0 grade-point average and was two-time National Honor Society member as well as Academic All-Iowa honoree.

- Vanden Bosch took part in Titans Caravan 2008 in April, visiting fans in Waverly, Camden, Paris and Martin.

- List of favorites: (movie) "Scarface"; (TV show) "World Poker Tour"; (actor) Al Pacino; (music group) Rascal Flatts; (school subject) math; (team other than the Titans) Minnesota Twins; (car) Chevy Avalanche; (video game) Big Game Hunting; (vacation getaway) Nassau, Bahamas; and (food) cheeseburgers.

- Born Kyle Dale Vanden Bosch on Nov. 17, 1978 in Larchwood, Iowa.

## VANDEN BOSCH GAME-BY-GAME

Front Office

Coaching Staff

Vanden Bosch

Rookies

2007 Season

Records

History

Playoff History

Sidelines

2001 Arizona Cardinals												
Date	Opp.	W/L	P/S	Tot Solo	Sk	QB	TFL	Int	Yds	PD	FF	FR SpT
Sept 23	@ Den	L	1/1	4	1	0	1	0	0	1	0	0
Sept 30	@ Atl	L	1/1	8	5	1	0	0	0	0	0	0
Oct 7	@ Phi	W	1/1	0	0	0	0	0	0	0	1	0
Oct 14	@ Chi	L										
Oct 21	@ KC	W										
Oct 28	@ Dal	L										
Nov 4	@ Phi	L										
Nov 11	@ NYG	L										
Nov 18	@ Det	W										
Nov 25	@ SD	W										
Dec 2	@ Oak	W										
Dec 9	@ Was	L										
Dec 15	@ NYG	L										
Dec 23	@ Dal	W										
Dec 30	@ Car	W										
Jan 6	@ Was	L										
<b>Totals</b>				<b>7-9</b>	<b>3/3</b>	<b>12</b>	<b>6</b>	<b>1</b>	<b>1</b>	<b>0</b>	<b>1</b>	<b>0</b>

2005 Tennessee Titans												
Date	Opp.	W/L	P/S	Tot Solo	Sk	QB	TFL	Int	Yds	PD	FF	FR SpT
Sept 11	@ Pf	L	1/1	5	3	0	0	0	0	0	0	0
Sept 18	@ Bal	W	1/1	6	4	3	2	0	0	0	0	1
Sept 25	@ StL	L	1/1	7	5	2	0	1	0	0	1	0
Oct 2	@ Ind	L	1/1	6	2	0	2	1	0	0	0	0
Oct 9	@ Hou	W	1/1	9	7	1.5	1	0	0	0	0	0
Oct 16	@ Cin	L	1/1	3	1	0	0	0	0	0	0	0
Oct 23	@ Ari	L	1/1	7	5	1	1	2	0	0	0	0
Oct 30	@ Oak	L	1/1	6	4	0	1	0	0	0	0	0
Nov 6	@ Cle	L	1/1	9	2	0	2	0	0	0	0	0
Nov 20	@ Jax	L	1/1	9	5	1	3	2	0	0	1	0
Nov 27	@ S.F.	W	1/1	8	5	2	1	0	0	0	1	0
Dec 4	@ Ind	L	1/1	6	2	0	0	0	0	0	0	0
Dec 11	@ Hou	W	1/1	7	5	2	0	0	0	0	0	0
Dec 18	@ Sea	L	1/1	3	1	0	0	0	0	0	0	0
Dec 24	@ Mia	L	1/1	5	3	0	2	1	0	0	1	0
Jan 1	@ Jax	L	1/1	4	1	0	0	1	0	0	0	0
<b>Totals</b>				<b>4-12</b>	<b>16/16</b>	<b>100</b>	<b>55</b>	<b>12.5</b>	<b>15</b>	<b>8</b>	<b>0</b>	<b>4</b>

2002 Arizona Cardinals												
Date	Opp.	W/L	P/S	Tot Solo	Sk	QB	TFL	Int	Yds	PD	FF	FR SpT
Sept 8	@ Was	L	1/1	3	3	0	2	0	0	0	0	0
Sept 15	@ Sea	W	1/1	4	3	0	2	0	0	0	0	0
Sept 22	@ SD	L	1/1	4	2	1	1	0	0	0	0	0
Sept 29	@ NYG	W	1/1	2	1	1	0	0	0	0	0	0
Oct 6	@ Car	W	1/1	9	3	1	1	0	0	0	0	0
Oct 20	@ Dal	W	1/1	0	0	0	0	0	0	0	0	0
Oct 27	@ SF	L	1/1	8	5	0	1	2	0	0	0	0
Nov 3	@ StL	L	1/1	5	2	0	1	0	0	0	0	0
Nov 10	@ Sea	L	1/1	3	2	0	0	1	0	0	0	0
Nov 17	@ Phi	L	1/1	10	2	0	0	0	0	0	1	0
Nov 24	@ Oak	L	1/1	0	0	0	0	0	0	0	0	0
Dec 1	@ KC	L	1/1	3	2	0	0	0	0	0	0	0
Dec 8	@ Det	W	1/1	4	3	0	1	1	0	0	0	0
Dec 15	@ StL	L	1/1	5	2	1	1	1	0	0	0	0
Dec 21	@ SF	L	1/1	3	2	0	2	0	0	0	0	0
Dec 29	@ Den	L	1/1	0	0	0	0	0	0	0	0	0
<b>Totals</b>				<b>5-11</b>	<b>16/16</b>	<b>66</b>	<b>35</b>	<b>4</b>	<b>9</b>	<b>8</b>	<b>0</b>	<b>1</b>

2006 Tennessee Titans												
Date	Opp.	W/L	P/S	Tot Solo	Sk	QB	TFL	Int	Yds	PD	FF	FR SpT
Sept 10	@ NYJ	L	1/1	10	6	1	2	1	0	0	0	0
Sept 17	@ SD	L	1/1	5	3	0	3	0	0	0	0	0
Sept 24	@ Mia	L	1/1	6	3	1	2	0	0	0	0	0
Oct 1	@ Dal	L	1/1	5	2	0	2	0	0	0	0	0
Oct 8	@ Ind	L	1/1	4	3	0	1	1	0	0	0	0
Oct 15	@ Was	W	1/1	7	4	0	2	0	0	0	0	0
Oct 29	@ Hou	W	1/1	9	7	2	3	0	0	0	1	0
Nov 5	@ Jax	L	1/1	12	7	0	0	1	0	0	0	0
Nov 12	@ Bal	L	1/1	4	1	0	4	1	0	0	0	0
Nov 19	@ Phi	W	1/1	6	4	0	2	0	0	0	0	0
Nov 26	@ NYG	W	1/1	8	4	0	1	0	0	0	0	0
Dec 3	@ Ind	W	1/1	8	3	0	1	0	0	0	0	0
Dec 10	@ Hou	W	1/1	9	7	0	0	0	0	0	0	0
Dec 17	@ Jax	W	1/1	7	2	1.5	3	0	0	0	0	0
Dec 24	@ Buf	W	1/1	8	4	0	3	0	0	0	0	0
Dec 31	@ NE	L	1/1	10	7	1	1	0	0	0	0	0
<b>Totals</b>				<b>8-8</b>	<b>16/16</b>	<b>118</b>	<b>67</b>	<b>6.5</b>	<b>30</b>	<b>4</b>	<b>0</b>	<b>1</b>

2003 Arizona Cardinals												
Date	Opp.	W/L	P/S	Tot Solo	Sk	QB	TFL	Int	Yds	PD	FF	FR SpT
Sept 7	@ Det	L										
Sept 14	@ Sea	L										
Sept 21	@ GB	W										
Sept 28	@ StL	L										
Oct 5	@ Dal	L										
Oct 12	@ Bal	L										
Oct 26	@ SF	W										
Nov 2	@ Cin	W										
Nov 9	@ Pit	L										
Nov 16	@ Cle	L										
Nov 23	@ StL	L										
Nov 30	@ Chi	L										
Dec 7	@ SF	L										
Dec 14	@ Car	L										
Dec 21	@ Sea	L										
Dec 29	@ Min	W										
<b>Totals</b>				<b>4-12</b>	<b>0/0</b>	<b>0</b>	<b>0</b>	<b>0</b>	<b>0</b>	<b>0</b>	<b>0</b>	<b>0</b>

2007 Tennessee Titans												
Date	Opp.	W/L	P/S	Tot Solo	Sk	QB	TFL	Int	Yds	PD	FF	FR SpT
Sept 9	@ Jax	W	1/1	5	2	0.0	1	0	0	0	0	0
Sept 16	@ Ind	L	1/1	10	5	1.0	1	0	0	0	0	0
Sept 24	@ NO	W	1/1	4	2	0.0	3	0	0	0	0	0
Oct 7	@ Atl	W	1/1	9	7	1.0	1	2	0	0	0	0
Oct 14	@ TB	L	1/1	5	3	0.0	2	0	0	0	0	0
Oct 21	@ Hou	W	1/1	6	2	1.0	1	1	0	0	0	0
Oct 28	@ Oak	W	1/1	8	2	1.0	1	1	0	0	1	0
Nov 4	@ Car	W	1/1	7	4	1.0	0	1	0	0	0	0
Nov 11	@ Jax	L	1/1	10	5	0.0	2	0	0	1	0	0
Nov 19	@ Den	L	1/1	7	5	0.0	0	0	0	0	0	0
Nov 25	@ Cin	L	1/1	6	3	1.0	1	0	0	0	1	0
Dec 2	@ Hou	W	1/1	7	5	0.0	3	0	0	1	1	0
Dec 9	@ SD	L	1/1	11	8	3.0	2	1	0	0	0	0
Dec 16	@ KC	W	1/1	6	3	0.0	3	0	0	0	0	0
Dec 23	@ NYJ	W	1/1	12	8	3.0	1	0	0	0	1	0
Dec 30	@ Ind	W	1/1	2	1	0.0	2	0	0	0	0	0
<b>Totals</b>				<b>10-6</b>	<b>16/16</b>	<b>115</b>	<b>65</b>	<b>12.0</b>	<b>24</b>	<b>6</b>	<b>0</b>	<b>2</b>

2004 Arizona Cardinals												
Date	Opp.	W/L	P/S	Tot Solo	Sk	QB	TFL	Int	Yds	PD	FF	FR SpT
Sept 12	@ StL	L	1/1	2	1	0	0	0	0	0	0	0
Sept 19	@ NE	L	1/1	2	1	0	0	0	0	0	0	0
Sept 26	@ Atl	L	1/1	1	0	0	0	0	0	0	0	0
Oct 3	@ NO	W	1/1	1	0	0	0	0	0	0	0	0
Oct 10	@ SF	L	1/1	0	0	0	0	0	0	0	0	0
Oct 24	@ Sea	W	1/1	0	0	0	0	0	0	0	0	0
Oct 31	@ Buf	L	1/1	0	0	0	0	0	0	0	0	0
Nov 7	@ Mia	W	1/1	0	0	0	0	0	0	0	0	0
Nov 14	@ NYG	W	1/1	2	2	0	0	0	0	0	0	0
Nov 21	@ Car	L	1/1	2	2	0	0	0	0	0	0	0
Nov 28	@ NYJ	L	1/1	1	0	0	0	0	0	0	0	0
Dec 5	@ Det	L	1/1	0	0	0	0	0	0	0	0	0
Dec 12	@ SF	L	1/1	0	0	0	0	0	0	0	0	0
Dec 19	@ StL	W	1/1	2	0	0	0	0	0	0	0	0
Dec 26	@ Sea	L	1/1	0	0	0	1	0	0	0	0	0
Jan 2	@ TB	W	1/1	0	2	0	0	0	0	0	0	0
<b>Totals</b>				<b>6-10</b>	<b>16/1</b>	<b>15</b>	<b>8</b>	<b>0</b>	<b>1</b>	<b>0</b>	<b>0</b>	<b>0</b>

Playoffs												
Date	Opp.	W/L	P/S	Tot Solo	Sk	QB	TFL	Int	Yds	PD	FF	FR SpT
Jan 6	@ SD	L	1/1	6	2	0	2	0	0	0	0	0
<b>Totals</b>				<b>0-1</b>	<b>1/1</b>	<b>6</b>	<b>2</b>	<b>0</b>	<b>2</b>	<b>0</b>	<b>0</b>	<b>0</b>



**Kyle Vanden Bosch's NFL Statistics**

Year	Team	GP	GS	TACKLES					INTERCEPTIONS					FUMBLES			
				Tot	Solo	Asst	Sk	Yds	No	Yds	Lg	TD	PD	FF	ER	Yds	SpT
2001	Arizona	3	3	12	6	6	1.0	9.0	0	0	0	0	1	0	1	9	0
2002	Arizona	16	16	66	35	31	4.0	26.0	0	0	0	0	0	0	1	0	0
2003	Arizona	INJURED RESERVE															
2004	Arizona	16	1	15	8	7	0.0	0.0	0	0	0	0	0	0	0	0	0
2005	Tennessee	16	16	100	55	45	12.5	79.5	0	0	0	0	0	4	1	0	0
2006	Tennessee	16	16	118	67	51	6.5	48.0	0	0	0	0	0	1	0	0	0
2007	Tennessee	16	16	115	65	50	12.0	71.0	0	0	0	0	2	4	0	0	0
<b>NFL Totals</b>		<b>83</b>	<b>68</b>	<b>426</b>	<b>236</b>	<b>190</b>	<b>36.0</b>	<b>233.5</b>	<b>0</b>	<b>0</b>	<b>0</b>	<b>0</b>	<b>3</b>	<b>9</b>	<b>3</b>	<b>9</b>	<b>0</b>

Year	Team	GP	GS	TACKLES					INTERCEPTIONS					FUMBLES				
				Tot	Solo	Asst	Sk	Yds	No	Yds	Lg	TD	PD	FF	ER	Yds	SpT	
2007	Tennessee	1	1	6	2	4	0.0	0.0	0	0	0	0	0	0	0	0	0	0
<b>Playoff Totals</b>		<b>1</b>	<b>1</b>	<b>6</b>	<b>2</b>	<b>4</b>	<b>0.0</b>	<b>0.0</b>	<b>0</b>	<b>0</b>	<b>0</b>	<b>0</b>	<b>0</b>	<b>0</b>	<b>0</b>	<b>0</b>	<b>0</b>	<b>0</b>

**Single-Game Highs**

Tackles - 12 (two times, last vs. N.Y. Jets 12/23/07)  
 Sacks - 3 (three times, last vs. N.Y. Jets 12/23/07)  
 Touchdowns - 1 at Philadelphia (10/7/01)

**Playoff Highs**

Tackles - 6 at San Diego (1/6/07)

**96**



**Kevin VICKERSON**



**DEFENSIVE TACKLE**

**6'5" • 308 lbs. • Born: 1.8.83 • Exp. (NFL/Titans): 3/1 • FA – 2007 • Michigan State**  
**2007 GP/GS: 4/0 (Playoffs 1/0) • Career GP/GS: 4/0 (Playoffs 1/0) • Detroit, MI**

**PRO:** A massive run stopper who gained his first NFL experience in 2007, defensive tackle Kevin Vickerson enters his first full season with the Titans in 2008. He spent four weeks on Tennessee's practice squad and five weeks on the 53-man roster during the 2007 regular season after spending his first two campaigns out of Michigan State with the Miami Dolphins. His career totals include three tackles and one quarterback pressure in four games. As a rookie with the Dolphins in 2005, he spent the entire season on injured reserve with a knee injury. He was inactive for every game in 2006 and then re-signed with Miami on March 9, 2007. After being allocated to the Cologne Centurions, he started 10 games, posted 31 tackles and 3.5 sacks and was named a 2007 first-team All-NFL Europa selection. The Dolphins terminated his contract on Aug. 27, 2007. Vickerson was originally a seventh-round (216th overall) selection by Miami in the 2005 NFL Draft.

**TITANS TIDBITS:**

• His younger brother, Quartez, was a member of the Titans during 2007 training camp.

Quartez played football at Grand Valley State and helped school to 2005 Division II National Championship. He now plays for the Green Bay Blizzard in arenafootball2.  
 • Vickerson partners with fellow Detroit native Jerome Bettis in the offseason to help run a three-day youth football camp.

**CAREER HIGHLIGHTS:**

**2007 (4/0, 1/0 – Tennessee):** Signed by Titans to practice squad on Oct. 31 and elevated to 53-man roster on Nov. 27. Played in four regular season contests and was inactive in one contest (12/30 at Indianapolis). Totaled three tackles and one quarterback pressure.  
 • Against Houston (12/2), made NFL debut and collected two tackles.  
 • Also saw regular season action against San Diego (12/9), at Kansas City (12/26), against N.Y. Jets (12/23) and in Wild Card Playoff at San Diego (1/6).  
**2006 (0/0 – Miami):** Inactive for all 16 games.  
**2005 (0/0 – Miami):** Placed on injured reserve with a knee injury on Sept. 3, 2007. Posted five tackles and a sack in preseason.

Front Office

Coaching Staff

Bosch/Vickerson  
Vanden

Rookies

2007 Season

Records

History

Playoff History

Sidelines



## COLLEGE:

- Was a four-year letterman at Michigan State (2001-04) and played in 44 games with 19 starts in his career. Totaled 113 tackles, 24.5 stops for loss, 8.5 sacks, a fumble recovery and a pair of blocked kicks.
- Started 11 games as a senior and amassed career-highs with 46 tackles, 10.5 stops for loss and 4.5 sacks.
- Started two games as a freshman in 2001 and six contests the following year.
- Majored in Criminal Justice at Michigan State.

## PERSONAL:

- Splits time between Nashville and Detroit, Mich., with two sons, Dallas (1) and Christopher (2).
- Attended Martin Luther King High School in Detroit, Mich., and earned Prep All-America accolades as a senior when he helped the school to a 10-1 record and its first Public School League title in 10 years.
- Worked with disabled children while in college.
- List of favorites: (movies) "Friday," "Harlem Nights" and "The Professional";

- (TV shows) "Martin" and "SportsCenter"; (actor) Will Smith; (music artists) Rick James and Jay-Z; (vacation getaway) "my house"; (sports team other than Titans) Detroit Pistons; (school subject) science; (automobile) trucks; (book) "Beowulf"; (video game) NBA 2K8; and (food) chicken.
- Born Kevin Darnell Vickerson on Jan. 8, 1983 in Detroit, Mich.

VICKERSON GAME-BY-GAME													
2007 Tennessee Titans													
Date	Opp	W/L	P/S	Tot	Solo	Sk	QB	TFL	Int	Yds	PD	FF	FR SpT
Sept 9	@ Jax	W											
Sept 16	Ind	L											
Sept 24	@ NO	W											
Oct 7	@ Atl	W											
Oct 14	@ TB	L											
Oct 21	@ Hou	W											
Oct 28	Oak	W											
Nov 4	Car	W											
Nov 11	Jax	L											
Nov 19	@ Den	L											
Nov 25	@ Cin	L											
Dec 2	Hou	W	1/0	2	1	0	0	0	0	0	0	0	0
Dec 9	SD	L	1/0	0	0	0	0	0	0	0	0	0	0
Dec 16	@ KC	W	1/0	1	1	0	1	0	0	0	0	0	0
Dec 23	NYJ	W	1/0	0	0	0	0	0	0	0	0	0	0
Dec 30	@ Ind	W											
Totals	10-6	4/0		3	2	0	1	0	0	0	0	0	0
Playoffs													
Jan 6	@ SD	L	1/0	0	0	0	0	0	0	0	0	0	0
Totals	0-1	1/0		0	0	0	0	0	0	0	0	0	0

## Kevin Vickerson's NFL Statistics

Year	Team	GP	GS	TACKLES					INTERCEPTIONS					FUMBLES				
				Tot	Solo	Asst	Sk	Yds	No	Yds	Lg	TD	PD	FF	FR	Yds	SpT	
2005	Miami	0	0	INJURED RESERVE														
2006	Miami	0	0	0	0	0	0.0	0.0	0	0	0	0	0	0	0	0	0	0
2007	Tennessee	4	0	3	2	1	0.0	0.0	0	0	0	0	0	0	0	0	0	0
<b>NFL Totals</b>		<b>4</b>	<b>0</b>	<b>3</b>	<b>2</b>	<b>1</b>	<b>0.0</b>	<b>0.0</b>	<b>0</b>	<b>0</b>	<b>0</b>	<b>0</b>	<b>0</b>	<b>0</b>	<b>0</b>	<b>0</b>	<b>0</b>	<b>0</b>
PLAYOFFS																		
Year	Team	GP	GS	Tot	Solo	Asst	Sk	Yds	No	Yds	Lg	TD	PD	FF	FR	Yds	SpT	
2007	Tennessee	1	0	0	0	0	0.0	0.0	0	0	0	0	0	0	0	0	0	
<b>Playoff Totals</b>		<b>1</b>	<b>0</b>	<b>0</b>	<b>0</b>	<b>0</b>	<b>0.0</b>	<b>0.0</b>	<b>0</b>	<b>0</b>	<b>0</b>	<b>0</b>	<b>0</b>	<b>0</b>	<b>0</b>	<b>0</b>	<b>0</b>	

25



LenDale  
WHITE



RUNNING BACK

6'1" • 235 lbs. • Born: 12.20.84 • Exp. (NFL/Titans): 3/3 • D2 – 2006 • Southern California  
 2007 GP/GS: 16/16 (Playoffs 1/1) • Career GP/GS: 29/16 (Playoffs 1/1) • Park Hill, CO

**PRO:** One of the Titans' young weapons on offense, White is a punishing back with great feet that has the ability to break tackles and fall forward for extra yardage. The third-year running back is coming off his first 1,000-yard rushing season in 2007 and

is focused on becoming one of the NFL's elite ball carriers. The Colorado native showed his durability in his second season by battling through various minor injuries to start all 16 games and finish eighth in the AFC with a team-best 1,110 rushing yards

on 303 carries. The Southern Cal product led the team with seven rushing touchdowns and topped the 100-yard rushing plateau in five games. As a rookie in 2006, White served as a reserve behind veteran Travis Henry and gained 244 rushing yards on 61 carries (4.0 avg.), while posting 14 receptions for 60 yards (4.3 avg.) out of the backfield. In pre-draft workouts, he bench pressed 380 pounds and displayed a 33.5 vertical jump. He was selected by the Titans in the second round (45th overall) of the 2006 NFL Draft after the Titans traded their initial second-round selection (39th) to Philadelphia for their second (45th) and fourth-round picks (116th).

**TITANS TIDBITS:**

- During the 2008 offseason, White made a cameo appearance in Snoop Dogg's "Life of Da' Party" music video.
- At USC, LenDale teamed up with Reggie Bush for a lethal duo out of the backfield. White was nicknamed Thunder for his booming and aggressive running style; Bush was named Lightning because of his quickness and explosiveness carrying the ball. The duo combined for 6,328 rushing yards and 77 rushing touchdowns in three years at USC.
- Raised in poverty all of his childhood, one of the biggest reasons that he decided to declare himself eligible for the NFL Draft after his junior year was to support his family.
- White took part in Titans Caravan 2008 in April, visiting fans in Woodbury, McMinnville, Tullahoma, Shelbyville and Smyrna.
- Before White ever had a clue that he would be attending USC to play football in the city blanketed with Hollywood stars, LenDale was given the nickname "Showcase" by children in his neighborhood because of his boastful attitude on the playground.
- White's most memorable college football moment besides winning two national championships was breaking USC's career record for touchdowns (57) against Texas in the National Championship game.
- White is the cousin of NBA All-Star guard Chauncey Billups.

**CAREER HIGHLIGHTS:**

**2007 (16/16, 1/0):** Played in and started all 16 games. Led the team and finished eighth in the AFC with 1,110 rushing yards on 303 carries. Led the team with seven

touchdowns. Recorded a career-high 133 rushing yards against Oakland (10/28). Collected his first 100-yard rushing day with a 104-yard performance against Houston (10/21). Carried the ball a career-best 31 times against Carolina (11/4). Led the team in rushing yards 12 times in 2007 (vs. IND, at NO, vs. ATL, at TB, at HST, vs. OAK, vs. CAR, vs. HST, vs. SD, at KC, vs. NYJ, at IND). Tied for the team lead in receptions once in 2007 (at JAX). Scored his first career NFL touchdown on a three-yard jaunt against Indianapolis (9/16). Hauled in a career-best four receptions against Houston (10/21). Has rushed for 100 or more yards in five career games, all in 2007 (at HST, vs. OAK, vs. CAR, vs. SD, vs. NYJ).

- Against Indianapolis (9/16), carried the ball 15 times for 64 yards with a touchdown. Scored his first career touchdown on a three-yard carry, cutting the Colts' lead to 19-13 with 4:58 remaining in the third quarter.
- At Houston (10/21), collected his first career 100-yard rushing game. Carried the ball 27 times for 104 yards (3.9 avg.) and a touchdown in the Titans' thrilling 38-36 victory over the Texans. Caught a career-best four receptions for 22 yards in the win. Ripped off a career-best 28-yard scamper off right guard in the fourth quarter.
- Against Oakland (10/28), led the team with 133 rushing yards on 25 carries in the Titans' 13-9 win. Set up the Titans only touchdown of the day with back-to-back rushes of 27 and 14 yards in the third quarter.
- Against Carolina (11/4), notched his third consecutive 100-yard rushing performance with 100 yards on 31 carries and a touchdown in the Titans' 20-7 victory over the Panthers.
- Against San Diego (12/9), carried the ball 30 times for 113 yards and a touchdown. Scampered for 25 yards on a rush off left tackle in the first quarter. Gave the Titans a 17-3 advantage with a seven-yard touchdown run up the middle in the fourth quarter.
- Against N.Y. Jets (12/23), carried the ball 23 times for 103 yards in the Titans' 10-6 win. Preserved the victory with a 7-yard rush on third-and-six late in the fourth quarter, allowing the Titans to run out the clock and end the game.
- In AFC Wild Card Game at San Diego (1/6), led the team and all running backs on Wild Card weekend with 69 rushing yards on 19 carries.

**2006 (13/0):** Played in 13 games recording

61 carries for 244 yards (4.0 avg.) and helped team post franchise record 4.7-average per carry for season and was also part of rushing attack that ranked third in AFC and fifth in NFL. White also hauled in 14 receptions for 60 yards (4.3 avg.). Was inactive three games (9/10 against N.Y. Jets, 10/15 at Washington and 12/10 at Houston).

- At Indianapolis (10/8) posted season-high with 48 yards with eight carries. Also added three receptions for seven yards.

### COLLEGE:

- Registered back-to-back National Championships in 2003 and 2004. White's 52 career rushing touchdowns broke Trojans all-time rushing touchdown record (49 by Charles White) and ranked second in Pac-10 Conference history. Also set USC's and Pac-10 career total touchdown record with 57 touchdowns and his 342 career points was USC record. White played in 39 games with 11 starts and finished his career ranked eighth in school history with 3,159 yards rushing (5.8 avg.) on 541 attempts and 52 rushing touchdowns. Also hauled in 31 receptions for 331 yards (10.7 avg.) and five touchdowns.

- As junior, named All-American second-team by The NFL Draft Report, All-Pac 10 second team, AP All-American third team, Rivals.com All-American second team and semifinalist for Doak Walker Award given to the nation's top running back as Trojans advanced to BCS National Championship game. Played in all 13 games and totaled 1,302 yards (6.6 avg.) on 197 carries and 24 touchdowns and pulled in 14 receptions for 219 yards and two touchdowns. White's 24 rushing touchdowns led the nation, set USC season record and tied Pac-10 record with Washington's Corey Dillon in 1996. White's 26 overall touchdowns in 2005 were most in nation, set a USC season record and tied Pac-10 record set by UCLA's Skip Hick's in 1997. His 156 points scored in 2005 set USC record and tied Pac-10 record set by UCLA's Skip Hicks in 1997. White recorded six 100-

## 2007 Rushing Statistics Among Running Backs Selected in the 2006 NFL Draft (Rounds 1-3, in order)

Player	2006 Draft		Rushing Yards	
	Round	Overall	2007 only	2006-07
Reggie Bush	1	2	581	1,146
Laurence Maroney	1	21	835	1,580
DeAngelo Williams	1	27	717	1,218
Joseph Addai	1	30	1,072	2,153
<b>LenDale White</b>	<b>2</b>	<b>45</b>	<b>1,110</b>	<b>1,354</b>
Maurice Jones-Drew	2	60	768	1,709
Brian Calhoun	3	74	35	54
Jerious Norwood	3	79	613	1,246

yard rushing games in 2005.

- As sophomore, named College Football News Sophomore All-American team and first-team All-Pac 10 Conference by ESPN after playing in 13 games with 11 starts. Totaled 1,103 yards (5.4 avg.) on 203 carries and 15 touchdowns. Also caught 11 passes for 97 yards and two touchdowns.

- As freshman, named Pac-10 Offensive Freshman of the Year by *The Sporting News* and *College Football News*, *College Football News* Freshman All-American second-team and ESPN.COM All-Pac-10 Co-Newcomer of the Year. White appeared in all 13 games and rushed for team-high 754 yards (5.3 avg.) on 141 carries and 13 touchdowns. He also added six receptions for 15 yards and one touchdown. White was first true freshman to lead USC in rushing in season, his 13 rushing touchdowns were USC freshman record and his 14 total touchdowns tied USC freshman touchdown mark with Mike Williams in 2002.

- Majored in sociology.

### PERSONAL:

- Single, splits time between Nashville and Park Hill, Colo.

- As senior at Chatfield (Littleton, Colo.) High School gained 1,683 yards with 21 touchdowns and finished career as Colorado's career rushing leader, with 7,803 yards. Named Super Prep All-American, Prep Star All-American, Tom Lemming All-American, Super Prep All-Midlands, Prep Star All-Midlands, Tom Lemming All-Midland, Gatorade Colorado Player of the Year, *Rocky Mountain News* All-Colorado first team and *Rocky Mountain News* Class 5A All-State first team.

- White played 1999 and 2000 seasons at Denver (Colo.) South High, where he was

named *Rocky Mountain News* All-Colorado first team in 2000 and *Rocky Mountain News* Class 5A All-State first team both years.

- Cousin of former Notre Dame (1998) and Pittsburgh (2000-01) tailback/wide receiver Darcey Levy and former Wyoming line-backer Herman White (1998-2002).
- List of favorites: (movies) "Running

"Scared" and "Scarface"; (music artist) Snoop Dogg; (actors) Paul Walker and Al Pacino; (sports heroes) Deion Sanders and Chauncey Billups; (food) Mexican; (car) Range Rover; and (vacation getaway) China.

- Born Anthony LenDale White on Dec. 20, 1984 in Denver, Colo.

## WHITE GAME-BY-GAME

2006 Tennessee Titans													2007 Tennessee Titans																																		
		RUSHING											RECEIVING													RUSHING											RECEIVING										
Date	Opp.	W/L	P/S	Att	Yds	Avg	Lg	TD	No	Yds	Avg	Lg	TD	No	Yds	Avg	Lg	TD	Date	Opp.	W/L	P/S	Att	Yds	Avg	Lg	TD	No	Yds	Avg	Lg	TD															
Sept 10	NYJ	L		INACTIVE																						Sept 9	@ Jax	W	1/1	18	66	3.7	13	0	2	7	3.5	8	0								
Sept 17	@ SD	L	1/0	8	22	2.8	6	0	1	3	3.0	3	0	0					Sept 16	Ind	L	1/1	15	64	4.3	12	1	0	0	0	0	0															
Sept 24	@ Mia	L	1/0	1	2	2.0	2	0	1	2	2.0	2	0	0					Sept 24	@ NO	W	1/1	17	50	2.9	8	1	1	10	10	0	0															
Oct 1	Dal	L	1/0	9	39	4.3	8	0	0	0	0.0	0	0	0					Oct 7	All	W	1/1	12	32	2.7	8	0	0	0	0	0	0															
Oct 8	@ Ind	L	1/0	8	48	6.0	19	0	3	7	2.3	7	0	0					Oct 14	@ TB	L	1/1	25	64	2.6	5	1	2	9	4.5	9	0															
Oct 15	@ Was	W		INACTIVE (STOMACH)																						Oct 21	@ Hou	W	1/1	27	104	3.9	28	1	4	22	5.5	9	0								
Oct 29	Hou	W	1/0	7	35	5.0	19	0	0	0	0.0	0	0	0					Oct 28	Oak	W	1/1	25	133	5.3	27	1	1	8	8.0	8	0															
Nov 5	@ Jax	L	1/0	7	25	3.6	7	0	2	1	0.5	4	0	0					Nov 4	Car	W	1/1	31	100	3.2	12	1	1	1	1.0	1	0															
Nov 12	Bal	L	1/0	0	0	0.0	0	0	1	8	8.0	8	0	0					Nov 11	Jax	L	1/1	8	12	1.5	6	0	1	5	5.0	5	0															
Nov 19	@ Phi	W	1/0	8	17	2.1	5	0	1	11	11.0	11	0	0					Nov 19	@ Den	L	1/1	13	42	3.2	11	0	2	22	11.0	12	0															
Nov 26	NYG	W	1/0	1	1	1.0	1	0	0	0	0.0	0	0	0					Nov 25	@ Cin	L	1/1	8	27	3.4	11	0	2	-1	-0.5	0	0															
Dec 3	Ind	W	1/0	4	35	8.8	26	0	1	2	2.0	2	0	0					Dec 2	Hou	W	1/1	12	60	5.0	13	1	1	7	7.0	7	0															
Dec 10	@ Hou	W		INACTIVE (HIP)																						Dec 9	SD	L	1/1	30	113	3.8	25	1	2	24	12.0	15	0								
Dec 17	Jax	W	1/0	0	0	0.0	0	0	1	9	9.0	9	0	0					Dec 16	@ KC	W	1/1	23	95	4.1	10	0	1	0	0.0	0	0															
Dec 24	@ Buf	W	1/0	6	16	2.7	5	0	3	17	5.7	13	0	0					Dec 23	NYJ	W	1/1	23	103	4.5	14	0	0	0	0.0	0	0															
Dec 31	NE	L	1/0	2	4	2.0	2	0	0	0	0.0	0	0	0					Dec 30	@ Ind	W	1/1	16	45	2.8	15	0	0	0	0.0	0	0															
<b>Totals</b>				<b>8-8</b>	<b>13/0</b>	<b>61</b>	<b>244</b>	<b>4.0</b>	<b>26</b>	<b>0</b>	<b>14</b>	<b>60</b>	<b>4.3</b>	<b>13</b>	<b>0</b>				<b>Totals</b>				<b>10-6</b>	<b>16/16</b>	<b>303</b>	<b>1110</b>	<b>3.7</b>	<b>28</b>	<b>7</b>	<b>20</b>	<b>114</b>	<b>5.7</b>	<b>15</b>	<b>0</b>													
													<b>Playoffs</b>																																		
													Jan 6 @ SD L 1/1 19 69 3.6 13 0 1 -3 -3.0 -3 0																																		
													<b>Totals</b> 0-1 1/1 19 69 3.6 13 0 1 -3 -3.0 -3 0																																		

## LenDale White's NFL Statistics

Year	Team	GP	GS	RUSHING					RECEIVING				
				Att	Yds	Avg	Lg	TD	No	Yds	Avg	Lg	TD
2006	Tennessee	13	0	61	244	4.0	26	0	14	60	4.3	13	0
2007	Tennessee	16	16	303	1110	3.7	28	7	20	114	5.7	15	0
<b>NFL Totals</b>		<b>29</b>	<b>16</b>	<b>364</b>	<b>1354</b>	<b>3.7</b>	<b>28</b>	<b>7</b>	<b>34</b>	<b>174</b>	<b>5.1</b>	<b>15</b>	<b>0</b>
Year	Team	GP	GS	RUSHING					RECEIVING				
				Att	Yds	Avg	Lg	TD	No	Yds	Avg	Lg	TD
2007	Tennessee	1	0	19	69	3.6	13	0	1	-3	-3.0	-3	0
<b>Playoff Totals</b>		<b>1</b>	<b>0</b>	<b>19</b>	<b>69</b>	<b>3.6</b>	<b>13</b>	<b>0</b>	<b>1</b>	<b>-3</b>	<b>-3.0</b>	<b>-3</b>	<b>0</b>

### Single-Game Highs

Rushing Yards - 133 vs. Oakland (10/28/07)  
 Rushing Attempts - 31 vs. Carolina (11/4/07)  
 Long Rush - 28 at Houston (10/21/07)  
 Touchdowns - 1 (seven times, last vs. San Diego 12/9/07)  
 Receptions - 4 at Houston (10/21/07)  
 Receiving Yards - 24 vs. San Diego (12/9/07)  
 Long - 15 vs. San Diego (12/9/07)

### Playoff Highs

Rushing Attempts - 19 at San Diego (1/6/07)  
 Rushing Yards - 69 at San Diego (1/6/07)  
 Long Rush - 13 at San Diego (1/6/07)

### Additional Career Stats

Kickoff Returns - 1 for 14 yards (2006)



18



Mike WILLIAMS



WIDE RECEIVER

6'5" • 242 lbs. • Born: 1.4.84 • Exp. (NFL/Titans): 4/2 • FA – 2007 • Southern California  
 2007 GP/GS: 8/1 (Playoffs 0/0) • Career GP/GS: 30/7 (Playoffs 0/0) • Tampa, FL

**PRO:** Wide receiver Mike Williams enters his fourth NFL season and first full campaign with the Titans in 2008. The former first-round draft pick spent his first two seasons with the Detroit Lions and a portion of the 2007 season with the Oakland Raiders prior to arriving in Tennessee. His career statistics include 44 receptions for 539 yards and two touchdowns in 30 games (seven starts). He was traded from Detroit to Oakland on April 28, 2007 and released by the Raiders on Oct. 30, 2007. The Titans signed him as a free agent on Nov. 22, 2007. Originally, Williams was drafted by the Detroit Lions with the 10th overall pick in the 2005 NFL Draft.

**TITANS TIDBITS:**

- Williams provides financial support to the Interbay-Glover Family YMCA in Tampa, Fla., where he spent significant time in his youth.
- One of Williams' favorite activities away from the football field is spending time with his four-year-old daughter, Laia, shopping and going to the movies.
- Williams is a skilled player of the popular card game Spades.

**CAREER HIGHLIGHTS:**

**2007 (6/1 – Oakland; 2/0, 0/0 – Tennessee):** Totaled seven receptions for 90 yards in six games with Oakland Raiders before being released on Oct. 30. Signed by Titans as free agent on Nov. 22 and played in two additional games (12/2 vs. Houston and 12/9 vs. San Diego) with no receptions. Was inactive in four regular season games and one postseason contest with Titans.

- At San Diego (10/14), recorded season highs with three receptions for 35 yards.

**2006 (8/2 – Detroit):** Played in eight games with two starts, catching eight passes for 99 yards. Also notched one touchdown reception and his longest play of the season was

a 21-yard catch.

- At Green Bay (12/17), recorded a season-best three catches for 42 yards with a season-long grab of 21 yards.
- At Dallas (12/31), caught his first touchdown reception of the season, a 21-yard catch. Also notched two catches for 28 yards.

**2005 (14/4 – Detroit):** Appeared in 14 games and started four contests as a rookie. Caught 29 passes for 350 yards. Recorded one touchdown on the season and his longest catch of the season was good for 49 yards.

- Against Baltimore (10/9), made first career start at wide receiver and logged a catch for seven yards.
- At Cleveland (10/23), finished the game with five receptions for 95 yards. Posted a career-long 49-yard reception.

**COLLEGE:**

- Finished collegiate career with 176 career receptions for 2,579 yards, 30 touchdowns and a 14.7 yard per-catch average.
- Sat out the 2004 season after NCAA denied his petition to become re-eligible to play for Southern California. Attempt for reinstatement occurred following his early entry into the 2004 NFL Draft, which was originally allowed in a decision by the court but was later reversed just days before the draft during the appellate process.
- In final season season at USC, as sophomore, started all 13 games at wide receiver and led Trojans in receiving yards and touchdowns. Caught 95 passes for 1,314 yards (13.8 avg.) and 16 touchdowns, most touchdowns by a Trojan since 1981. Finalist for 2003 Biletnikoff Award (nation's top receiver), finished eighth in Heisman Trophy voting, first-team All-American (AP, ESPN.com, Football Writers, and SI.com among others), first-team All-Pac 10 and Sportsline.com National Player of the Year.

• In freshman season, finished with 14 touchdown catches (second most in the nation) to tie school record, while pulling down team-high 81 passes for 1,256 yards (15.6 avg.). Named first-team Freshman All-American choice by *The Sporting News*, *Scripps/Football Writers*, and *Rivals.com*. Selected as the Pac 10 Freshman of the Year, named to the All-Pac-10 second team, All-American honorable mention, *The Sporting News* Freshman All-Pac-10 first team, and *The Sporting News* All-Pac 10 Freshman Offensive Player of the Year.

## PERSONAL:

• Married to Giavonna, couple has a daughter, Laia (4).  
 • Played wide receiver at Plant (Tampa, Fla.) High School and recorded 38 catches for 789 yards (20.8 avg.) and 12 touchdowns as senior. Honors included Tom

Lemming All-American, Super Prep All-Dixie, PrepStar All-Southeast Region, second-team *St. Petersburg Times* All-Suncoast and first-team *Tampa Tribune* All-Hillsborough County.

• As junior in 2000, named second-team All-State Class 4A.

• Also played basketball at Plant, averaging 16.9 points, 8.3 rebounds and 4.6 assists as senior. As a junior, named first-team *Tampa Tribune* All-Hillsborough County after averaging 14.7 points, 10.7 rebounds and 5.3 assists while helping team to state semifinals.

• List of favorites: (movie) "The Rock"; (TV show) "The Boondocks"; (actor) Will Smith; (music artist) Sade; (vacation getaway) Jamaica; (sports team other than Titans) Boston Celtics; (school subject) history; and (food) king crab.

• Born Mike Williams on Jan. 4, 1984 in Tampa, Fla.

## M. WILLIAMS GAME-BY-GAME

2005 Detroit Lions									
Date	Opp	W/L	P/S	No	Yds	Avg	Lg	TD	
Sept 11	GB	W	1/0	1	3	3.0	3	1	
Sept 18	Chi	L	1/0	0	0	0.0	0	0	
Oct 2	TB	L	1/0	3	22	7.3	11	0	
Oct 9	Bal	W	1/1	1	7	7.0	7	0	
Oct 16	Car	L	1/0	2	27	13.5	14	0	
Oct 23	Cle	W	1/1	5	95	19.0	49	0	
Oct 30	Chi	L	1/1	3	27	9.0	10	0	
Nov 6	@ Min	L	1/1	4	43	10.8	14	0	
Nov 13	Ari	W							
Nov 20	@ Dal	L							
Nov 24	Atl	L	1/0	6	84	14.0	20	0	
Dec 4	Min	L	1/0	1	6	6.0	6	0	
Dec 11	@ GB	L	1/0	1	6	6.0	6	0	
Dec 18	Cin	L	1/0	1	9	9.0	9	0	
Dec 24	@ NO	W	1/0	1	21	21.0	21	0	
Jan 1	@ Pit	L	1/0	0	0	0.0	0	0	
<b>Totals</b>			5-11	14/4	29	350	12.1	49	1

2006 Detroit Lions									
Date	Opp	W/L	P/S	No	Yds	Avg	Lg	TD	
Sept 10	Sea	L							
Sept 17	Chi	L							
Sept 24	GB	L	1/0	0	0	0.0	0	0	
Oct 1	Stl	L							
Oct 8	@ Min	L	1/0	0	0		0	0	
Oct 15	Buf	W							
Oct 22	@ NYJ	L							
Nov 5	Atl	W							
Nov 12	SF	L							
Nov 19	@ Ari	L							
Nov 23	Mia	L	1/1	1	7	7.0	7	0	
Dec 3	@ NE	L	1/0	0	0	0.0	0	0	
Dec 10	Min	L	1/1	0	0	0.0	0	0	
Dec 17	@ GB	L	1/0	3	42	14.0	21	0	
Dec 24	Chi	L	1/0	2	22	11.0	14	0	
Dec 31	@ Dal	W	1/0	2	28	14.0	21	1	
<b>Totals</b>			3-13	8/2	8	99	12.4	21	1

2007 Oakland/Tennessee*									
Date	Opp	W/L	P/S	No	Yds	Avg	Lg	TD	
Sept 9	Det	L	1/1	1	11	11.0	11	0	
Sept 16	Den	L							
Sept 23	Cle	W	1/0	1	24	24.0	24	0	
Sept 30	Mia	W	1/0	0	0	0.0	0	0	
Oct 14	@ SD	L	1/0	3	35	11.7	15	0	
Oct 21	KC	L	1/0	0	0	0.0	0	0	
Oct 28	@ Ten	L	1/0	2	20	10.0	14	0	
Nov 4	Car	W							
Nov 11	Jax	L							
Nov 19	@ Den	L							
Nov 25	@ Cin	L							
Dec 2	Hou	W	1/0	0	0	0.0	0	0	
Dec 9	SD	L	1/0	0	0	0.0	0	0	
Dec 16	@ KC	W							
Dec 23	NYJ	W							
Dec 30	@ Ind	W							
<b>Totals</b>			10-6	8/1	7	90	12.9	24	0

Playoffs  
 Jan 6 @ SD L INACTIVE  
 \*with Oakland Sept. 9-Oct. 28; with Tennessee Dec. 2-Jan. 6



Mike Williams' NFL Statistics

Year	Team	RECEIVING							RUSHING				
		GP	GS	No	Yds	Avg	Lg	TD	Att	Yds	Avg	Lg	TD
2005	Detroit	14	4	29	350	12.1	49	1	0	0	0.0	0	0
2006	Detroit	8	2	8	99	12.4	21	1	0	0	0.0	0	0
2007	Oak/Tenn	8	1	7	90	12.9	24	0	0	0	0.0	0	0
<b>NFL Totals</b>		<b>30</b>	<b>7</b>	<b>44</b>	<b>539</b>	<b>12.3</b>	<b>49</b>	<b>2</b>	<b>0</b>	<b>0</b>	<b>0.0</b>	<b>0</b>	<b>0</b>

PLAYOFFS		RECEIVING							RUSHING				
Year	Team	GP	GS	No	Yds	Avg	Lg	TD	Att	Yds	Avg	Lg	TD
2007	Tennessee	0	0	0	0	0	0	0	0	0	0.0	0	0
<b>Playoff Totals</b>		<b>0</b>	<b>0</b>	<b>0</b>	<b>0</b>	<b>0</b>	<b>0</b>	<b>0</b>	<b>0</b>	<b>0</b>	<b>0.0</b>	<b>0</b>	<b>0</b>

Single-Game Highs

- Receptions - 6 vs. Atlanta (11/24/05)
- Receiving Yards - 95 at Cleveland (10/23/05)
- Long - 49 at Cleveland (10/23/05)
- Receiving Touchdowns - 1 (two times, last at Dallas 12/31/06)

Front Office  
Coaching Staff  
M. Williams/  
P. Williams  
Rookies  
2007 Season  
Records  
History  
Playoff History  
Sidelines

11



Paul  
**WILLIAMS**



**WIDE RECEIVER**

6'11" • 205 lbs. • Born: 12.2.83 • Exp. (NFL/Titans): 2/2 • D3 – 2007 • Fresno State  
2007 GP/GS: 0/0 (Playoffs 0/0) • Career GP/GS: 0/0 (Playoffs 0/0) • Avenal, CA

**PRO:** The first of three wide receivers selected by the Titans in the 2007 NFL Draft, Williams possesses a variety of skills with his size, speed and leaping ability. After learning the wide receiver craft from the sidelines and practice field as a rookie, the talented pass catcher hopes to contribute to a young corps in 2008. In his first pro campaign, Williams was inactive for all 16 regular season games and the playoff contest against San Diego (1/6). The California native entered the NFL after a solid four-year stint at Fresno State in which he played in 39 games with 20 starts and totaled 74 receptions for 1,048 yards (14.1 avg.) and eight touchdowns. In pre-draft workouts, Williams ran a 4.49-second 40-yard dash, bench pressed 300 pounds and recorded a 38.5-inch vertical. He was selected by the Titans in the third round (80th overall) of the 2007 NFL Draft.

**TITANS TIDBITS:**

• Saddened by the passing away of both parents and one of his brothers, Paul experienced a great deal of adversity before he reached the age of 21. In 2000, his brother, Curtis, suffered a tragic injury. Curtis was a safety at the University of Washington, but he was paralyzed after he

broke his neck tackling Stanford tailback Kerry Carter. Curtis died 19 months later from complications due to the injury. Paul was in high school when the injury happened and planned on giving up football after his brother's gruesome injury, but was encouraged to continue playing by Curtis before he passed away. Washington honors Curtis with his jersey #25 painted on the sidelines at Husky Stadium.

• In 2004, more misery was brought upon the Williams family. Paul's mother, Viola, passed away after dealing with Alzheimer's and his father, Donnie, passed away after suffering a heart attack. Williams keeps his family close to his heart and prays that his brother and parents are watching down on him.

• The youngest of seven children, Williams hails from an athletic family. Williams' brother, Dave, was a wide receiver at Fresno State in the 1980's. His brother, J.D., was a standout All-American cornerback at Fresno State (1986-89) and a first round draft choice by the Buffalo Bills in the 1990 NFL Draft. He played in four Super Bowls with the Bills and also played for the Arizona Cardinals, San Francisco 49ers and Carolina Panthers. Currently, J.D. is the secondary coach at the University of

Washington. He also has served as an assistant football coach at California, Fresno State, San Jose State and Cal Poly.

**CAREER HIGHLIGHTS:**

**2007 (0/0, 0/0):** Was listed as inactive for all 16 regular season games and the Wild Card playoff against San Diego (1/6).

**COLLEGE:**

- Williams produced his best season statistically as a junior in 2005 earning first-team All-WAC while hauling in a team-high 43 receptions for 729 yards and seven touchdowns. Williams crossed the 100-yard receiving mark three times and his 17.0 average yards per catch led the WAC. Also gained 83 yards on nine carries (9.2 avg.). Recorded six receptions for career-high 149 yards, including a school record 98-yard touchdown reception against Boise State.
- As senior, played in seven games with five starts and recorded 21 receptions for 229 yards (10.9 avg.) and one touchdown. Also rushed for 48 yards on six carries (8.0 avg.) and returned two kickoffs for 26 yards. Contributed two tackles on special teams and one forced fumble. Posted season-high six receptions for 85 yards and one touchdown at Washington. Missed five games due to injuries.
- As sophomore, played in all 12 games and posted seven receptions for 70 yards (10.0 avg.).
- As redshirt freshman, played in seven games and totaled three receptions for 20 yards (6.7 avg.).
- Majored in psychology.

**PERSONAL:**

- Married to Kenyeih Vandt, splits time

between Nashville and Avenal, Calif.

- Attended Avenal (Calif.) High School while earning first-team All-Star by *The Fresno Bee* at as senior. Recorded 13 interceptions and gained 953 receiving yards and 18 touchdowns. Also returned three kickoffs for scores that season. As junior was named League Defensive Player of the Year at defensive back.
- Also garnered All-League accolades in basketball as junior and reached the Valley Finals in the 100- and 200-meter dashes during his senior year in track.
- Hobbies include playing video games and playing with his Rottweiler Jackson.
- List of favorites: (movie) "Independence Day"; (TV show) "Martin"; (actor) Will Smith; (actress) Beyonce Knowles; (music artists) Lil' Wayne; (sports hero) Barry Sanders; (vacation getaway) Fiji; (food) Pizza; and (car) Range Rover.
- Born Paul Edward Williams on Dec. 2, 1983 in Hanford, Calif.

P. WILLIAMS GAME-BY-GAME									
2007 Tennessee Titans									
Date	Opp	W/L	P/S	No	Yds	Avg	Lg	TD	
Sept 9	@ Jax	W		INACTIVE					
Sept 16	Ind	L		INACTIVE					
Sept 24	@ NO	W		INACTIVE					
Oct 7	Atl	W		INACTIVE					
Oct 14	@ TB	L		INACTIVE					
Oct 21	@ Hou	W		INACTIVE					
Oct 28	Oak	W		INACTIVE					
Nov 4	Car	W		INACTIVE					
Nov 11	Jax	L		INACTIVE					
Nov 19	@ Den	L		INACTIVE					
Nov 25	@ Cin	L		INACTIVE					
Dec 2	Hou	W		INACTIVE					
Dec 9	SD	L		INACTIVE					
Dec 16	@ KC	W		INACTIVE					
Dec 23	NYJ	W		INACTIVE					
Dec 30	@ Ind	W		INACTIVE					
<b>Totals</b>		10-6		0	0	0.0	0	0	
Playoffs									
Jan 6	@ SD	L		INACTIVE					
<b>Totals</b>		0-1		0	0	0	0	0	

**Paul Williams' NFL Statistics**

		RECEIVING							RUSHING				
Year	Team	GP	GS	No	Yds	Avg	Lg	TD	Att	Yds	Avg	Lg	TD
2007	Tennessee	0	0	0	0	0.0	0	0	0	0	0.0	0	0
<b>NFL Totals</b>		<b>0</b>	<b>0</b>	<b>0</b>	<b>0</b>	<b>0.0</b>	<b>0</b>	<b>0</b>	<b>0</b>	<b>0</b>	<b>0.0</b>	<b>0</b>	<b>0</b>
		RECEIVING							RUSHING				
Year	Team	GP	GS	No	Yds	Avg	Lg	TD	Att	Yds	Avg	Lg	TD
2007	Tennessee	0	0	0	0	0	0	0	0	0	0.0	0	0
<b>Playoff Totals</b>		<b>0</b>	<b>0</b>	<b>0</b>	<b>0</b>	<b>0</b>	<b>0</b>	<b>0</b>	<b>0</b>	<b>0</b>	<b>0.0</b>	<b>0</b>	<b>0</b>



86



Roydell  
WILLIAMS



WIDE RECEIVER

6'0" • 187 lbs. • Born: 3.14.81 • Exp. (NFL/Titans): 4/4 • D4c – 2005 • Tulane  
2007 GP/GS: 16/14 (Playoffs 0/0) • Career GP/GS: 40/16 (Playoffs 0/0) • LaPlace, LA

**PRO:** A strong, physical wide receiver with big-play potential, Williams enters his fourth NFL campaign after emerging as one of the team's leaders at the position in his third season. His career totals include 84 catches for 1,139 yards and six touchdowns in 40 games (16 starts). Among current team members, only tight end Bo Scaife has more receptions (112) in a Titans uniform than Williams entering 2008. The majority of Williams' production came in 2007, when he became a full-time starter and set career highs with 55 receptions, 719 receiving yards and four touchdowns. He tied Justin Gage for the team lead in receptions, finished second to Gage in receiving yards and led the squad in receiving touchdowns. A three-year starter for a prolific Tulane University offense, Williams ran a 4.48 40-yard dash and bench pressed 225 pounds 17 times in pre-draft workouts. He was selected with Tennessee's third pick of the fourth round (compensatory selection, 136th overall) in the 2005 NFL Draft.

**TITANS TIDBITS:**

- Williams was a star outfielder on his high school baseball team. In 2000, he was selected by the Cincinnati Reds in the fifth round of the Major League Baseball draft. However, he turned down the potential signing bonus, choosing to pursue his college degree and play football at Tulane under Head Coach Chris Scelfo. During Titans Caravan 2008, Williams threw out the first pitch for the Chattanooga Lookouts, the Reds' AA affiliate.
- Williams was given the nickname "Chuck" by his family when he was a child. It stuck, and those closest to him still call him by his nickname.
- Williams' most memorable moment at Tulane was breaking the conference record for touchdowns, surpassing Louisville's Ibn

Green's (1996-99) 33 career touchdown catches.

- While at Tulane, Williams played with two first-round quarterbacks, J.P. Losman of the Buffalo Bills (2004, 22nd overall) and Patrick Ramsey of the New York Jets (2002, 32nd overall Washington Redskins).

**CAREER HIGHLIGHTS:**

**2007 (16/14, 0/0):** Achieved career highs in games played (16), starts (14), receptions (55), yards (719) and touchdowns (four). Tied Justin Gage for team lead in receptions, finished second to Gage in receiving yards and led squad in receiving touchdowns. Led team in receiving yards six times and led or tied for team lead in receptions four times. Finished season on injured reserve after injuring ankle during a Wild Card week practice.

- Against Indianapolis (9/16), he totaled four receptions for 72 yards, including 48-yard catch and a one-yard touchdown reception.
- At Houston (10/21), registered first career 100-yard game. Totaled team-high 124 yards on five receptions, including two key receptions in final minute of play. With Titans trailing 36-35, caught 17-yard pass from Kerry Collins and three plays later added 46-yard grab to set up game-winning field goal. Also had 39-yard catch in first half.
- Against Houston (12/2), he tied for team high with five receptions for 74 yards and scored 43-yard touchdown to give Titans lead in third quarter.
- At Kansas City (12/16), recorded first two-touchdown game of his career, totaling game-high 94 yards and two scores on four receptions. Ended opening drive with 16-yard touchdown and added 41-yard touchdown in third quarter. Also recorded 35-yard reception. Surpassed 1,000 career

receiving yards in game.

- At Indianapolis (12/30), set career high with six receptions for 59 yards on Sunday Night Football, helping team clinch playoff berth.

- Injured right ankle in practice on Jan. 2 and was placed on injured reserve on Jan. 4, causing him to miss team's playoff game at San Diego (1/6).

**2006 (14/0):** Played in 14 games and posted eight receptions for 121 yards (15.1 avg.). Was inactive against Houston (10/29) with finger injury and was also inactive against Baltimore (11/12).

- Contributed one reception in games at San Diego (9/17), at Miami (9/24), at Washington (10/15), at Jacksonville (11/5), against N.Y. Giants (11/26) and against Jacksonville (12/17). Gained 20 yards on receptions at Washington and against the Giants.

**2005 (10/2):** Before suffering season-ending right wrist dislocation at Indianapolis (12/4), Williams played in 10 games with two starts and totaled 21 receptions for 299 yards with two touchdowns. Was inactive three games (9/11 at Pittsburgh, 9/18 against Baltimore and 12/11 against Houston) and placed on injured reserve Dec. 14.

- Along with rookie receivers Brandon Jones and Courtney Roby and rookie tight end Bo Scaife, each of four posted 20 or more receptions, making them first group of four rookies on team to achieve that since 1968 Buffalo Bills rookie foursome.

- Set season high with five receptions at Arizona (10/23) and at Cleveland (11/6).

- Recorded first touchdown reception of career on eight-yard pass from Steve McNair late in fourth quarter against Jacksonville (11/20).

- Against San Francisco (11/27), pulled in three receptions for career high 95 yards and one touchdown. Scored on career long 50-yard reception from Steve McNair giving Titans 30-14 lead.

**COLLEGE:**

- Shattered Tulane and Conference USA career receiving touchdown record by finishing his career with 35 touchdowns and ranks second all-time at Tulane and Conference USA in career receiving yards with 3,207.

- As senior, played in nine of 10 games and

broke Tulane's and Conference USA's record for career touchdown catches by hauling in 35 touchdowns. Became third player in Green Wave history to earn back-to-back first team All-Conference USA honors, while catching 52 passes for 826 yards (14.9 avg.) and 12 touchdowns. Voted first team All-Louisiana.

- As redshirt junior, earned first team All-Conference USA and All-Louisiana honors after returning from season-ending ankle injury in 2002. Caught 66 receptions for 1,006 yards (15.2 avg.) and nine touchdowns. Racked up over 100 receiving yards in five games.

- As junior, played in three games before fracturing his left leg and receiving medical redshirt.

- As sophomore, started 12 games for the Green Wave and earned second team All-Conference USA and All-Louisiana. Led Conference USA with 11 touchdown catches and made 56 receptions for 886 yards (15.8 avg.).

- As freshman, played in 11 games and was selected to Conference USA All-Freshman Team. Finished season with 26 catches for 338 yards (13.0 avg.) and two touchdowns.

- Graduated with degree in organizational information technology in May 2005.

**PERSONAL:**

- Married to Annabelle and splits time between Nashville and LaPlace, La.

- Named All-District, All-Metro, All-River Parish, and All-State Blue Chip while at East St. John H.S. in Reserve, La. Senior year caught 53 passes for 1,101 yards and 23 touchdowns.

- All-District in basketball and All-State in baseball.

- Drafted in fifth round by Cincinnati Reds in 2000 Major League Baseball draft.

- Volunteered at Peyton Manning's summer football camp in his hometown of New Orleans, La.

- Hobbies include fishing and watching movies.

- List of favorites: (TV show) "Martin"; (Music Artist) Nas; (video game) Madden; (school subject) Math; (food) Smothered Okra; (actress) Halle Berry; and (vacation spot) Brazil.

- Born Roydell Williams on March 14, 1981 in New Orleans, La.

## R. WILLIAMS GAME-BY-GAME

Front Office

Coaching Staff

R. Williams

Rookies

2007 Season

Records

History

Playoff History

Sidelines

2005 Tennessee Titans									
Date	Opp	W/L	P/S	No	Yds	Avg	Lg	TD	
Sept 11	@ Pit	L			INACTIVE				
Sept 18	Bal	W			INACTIVE				
Sept 25	@ Stl	L	1/0	0	0	-	-	0	
Oct 2	Ind	L	1/0	2	33	16.5	18	0	
Oct 9	@ Hou	W	1/0	0	0	-	-	0	
Oct 16	Cin	L	1/0	0	0	-	-	0	
Oct 23	@ Ari	L	1/0	5	43	8.6	16	0	
Oct 30	Oak	L	1/0	3	25	8.3	10	0	
Nov 6	@ Cle	L	1/1	5	61	12.2	15	0	
Nov 20	Jax	L	1/0	1	8	8.0	8	1	
Nov 27	SF	W	1/0	3	95	31.7	50	1	
Dec 4	@ Ind	L	1/1	2	34	17.0	18	0	
Dec 11	Hou	W			INACTIVE (WRIST)				
Dec 18	Sea	L			INJURED RESERVE (WRIST)				
Dec 24	@ Mia	L			INJURED RESERVE (WRIST)				
Jan 1	@ Jax	L			INJURED RESERVE (WRIST)				
<b>Totals</b>			4-12	10/2	21	299	14.2	50	2

2006 Tennessee Titans									
Date	Opp	W/L	P/S	No	Yds	Avg	Lg	TD	
Sept 10	NYJ	L	1/0	0	0	0.0	0	0	
Sept 17	@ SD	L	1/0	1	17	17.0	17	0	
Sept 24	@ Mia	L	1/0	1	9	9.0	9	0	
Oct 1	Dal	L	1/0	0	0	0.0	0	0	
Oct 8	@ Ind	L	1/0	0	0	0.0	0	0	
Oct 15	@ Was	W	1/0	1	20	20.0	20	0	
Oct 29	Hou	W			INACTIVE (FINGER)				
Nov 5	@ Jax	L	1/0	1	17	17.0	17	0	
Nov 12	Bal	L			INACTIVE				
Nov 19	@ Phi	W	1/0	0	0	0.0	0	0	
Nov 26	NYG	W	1/0	1	20	20.0	20	0	
Dec 3	Ind	W	1/0	0	0	0.0	0	0	
Dec 10	@ Hou	W	1/0	0	0	0.0	0	0	
Dec 17	Jax	W	1/0	1	6	6.0	6	0	
Dec 24	@ Buf	W	1/0	0	0	0.0	0	0	
Dec 31	NE	L	1/0	2	32	16.0	17	0	
<b>Totals</b>			8-8	14/0	8	121	15.1	20	0

2007 Tennessee Titans									
Date	Opp	W/L	P/S	No	Yds	Avg	Lg	TD	
Sept 9	@ Jax	W	1/0	0	0	0.0	0	0	
Sept 16	Ind	L	1/0	4	72	18.0	48	1	
Sept 24	@ NO	W	1/1	3	37	12.3	18	0	
Oct 7	Ari	W	1/1	2	19	9.5	15	0	
Oct 14	@ TB	L	1/1	5	44	8.8	12	0	
Oct 21	@ Hou	W	1/1	5	124	24.8	46	0	
Oct 28	Oak	W	1/1	1	3	3.0	3	0	
Nov 4	Car	W	1/1	3	22	7.3	10	0	
Nov 11	Jax	L	1/1	4	31	7.8	17	0	
Nov 19	Den	L	1/1	4	47	11.8	16	0	
Nov 25	@ Cin	L	1/1	2	9	4.5	5	0	
Dec 2	Hou	W	1/1	5	74	14.8	43	1	
Dec 9	SD	L	1/1	3	30	10.0	17	0	
Dec 16	@ KC	W	1/1	4	94	23.5	41	2	
Dec 23	NYJ	W	1/1	4	54	13.5	19	0	
Dec 30	@ Ind	W	1/1	6	59	9.8	14	0	
<b>Totals</b>			10-6	16/14	55	719	13.1	48	4

Playoffs									
Date	Opp	W/L	P/S	No	Yds	Avg	Lg	TD	
Jan 6	@ SD	L			INJURED RESERVE (ANKLE)				
<b>Totals</b>			0-1	0/0	0	0.0	0	0	0



## Roydeell Williams' NFL Statistics

Year	Team	GP	GS	RECEIVING				RUSHING					
				No	Yds	Avg	Lg	TD	Att	Yds	Avg	Lg	TD
2005	Tennessee	10	2	21	299	14.2	50	2	0	0	-	-	0
2006	Tennessee	14	0	8	121	15.1	20	0	0	0	-	-	0
2007	Tennessee	16	14	55	719	13.1	48	4	2	-17	-8.5	-6	0
<b>NFL Totals</b>		<b>40</b>	<b>16</b>	<b>84</b>	<b>1139</b>	<b>13.6</b>	<b>50</b>	<b>6</b>	<b>2</b>	<b>-17</b>	<b>-8.5</b>	<b>-6</b>	<b>0</b>

Year	Team	GP	GS	RECEIVING				RUSHING					
				No	Yds	Avg	Lg	TD	Att	Yds	Avg	Lg	TD
2007	Tennessee	0	0	0	0	0.0	0	0	0	0	0.0	0	0
<b>NFL Totals</b>		<b>0</b>	<b>0</b>	<b>0</b>	<b>0</b>	<b>0.0</b>	<b>0</b>	<b>0</b>	<b>0</b>	<b>0</b>	<b>0.0</b>	<b>0</b>	<b>0</b>

### Single-Game Highs

Receptions - 6 at Indianapolis (12/30/07)  
 Receiving Yards - 124 at Houston (10/21/07)  
 Long Reception - 50 vs. San Francisco (11/27/05)  
 Touchdowns - 2 at Kansas City (12/16/07)

### Additional Career Statistics

Tackles - 3 (2007)  
 Fumble Recoveries - 2 (2007)

10



Vince  
YOUNG



QUARTERBACK

6'5" • 233 lbs. • Born: 5.18.83 • Exp. (NFL/Titans): 3/3 • D1 – 2006 • Texas  
2007 GP/GS: 15/15 (Playoffs 1/1) • Career GP/GS: 30/28 (Playoffs 1/1) • Houston, TX

Pro Bowls



**PRO:** In two seasons since being selected with the third overall pick in the 2006 NFL Draft, quarterback Vince Young has helped reinvigorate the Tennessee Titans and lead them back to playoff contention.

Young's achievements prior to his 25th birthday are cause for much of the optimism surrounding the Titans. Despite his youth, he has demonstrated the leadership of a seasoned veteran, and with the concurrent development of other offensive play-makers, the Titans are hopeful of following Young to an elite level. His teammates voted him a team captain in 2007.

One of the NFL's most dynamic offensive weapons, the 6-foot-5, 233-pound signal caller combines natural athleticism with pocket presence and a powerful throwing arm. While his three-quarters passing motion may be unconventional, his quick delivery produces the desired effect. Young's completion percentage vaulted to 62.3 percent in 2007, up from 51.5 percent as a rookie.

The former Texas Longhorn has 30 NFL games under his belt and has a record of 17-11 (.607) in 28 regular season contests as a starter. His career totals include 739 pass attempts, 422 completions, 4,745 yards and 21 touchdowns. Additionally, his 947 rushing yards rank second behind only Michael Vick among NFL quarterbacks in the last two seasons, and his 10 rushing touchdowns lead the group.

In 2007, Young led the club into the playoffs for the first time in his career. He earned a 9-6 record as a starter during the regular season, passing for 2,546 yards and rushing for an additional 395 yards.

Young, the ninth different franchise quarterback to start a playoff game, also became the youngest quarterback ever to start a postseason game for the Titans. He was 24 years and 233 days old when the Titans faced the Chargers in a Wild Card Game, younger than the previous team record

holder, Gifford Nielsen, who was 25 years and 65 days in his first playoff appearance.

There were 53 NFL quarterbacks drafted in the first round between 1983 and 2006, and Young became just the 11th from the group to direct his team to the playoffs in his first or second season. He joined Dan Marino, John Elway, Jim Everett, Drew Bledsoe, Peyton Manning, Daunte Culpepper, Donovan McNabb, Michael Vick, Ben Roethlisbeger and Eli Manning. Out of a group of eight first-round quarterbacks selected since 2005, Young and Redskins quarterback Jason Campbell became the first to lead their teams to the playoffs.

In 2006, Young was 8-5 as a starter in his rookie campaign and set historic benchmarks along the way. After playing as a back-up in two of Tennessee's first three games, he emerged as a starter in Week 4 (10/1/06) and started the remainder of the season. By the time the season ended, he was the owner of virtually every rookie passing record for the franchise, including passing totals of 2,199 yards and 12 touchdowns. Additionally, he gained 552 yards on the ground, becoming the first quarterback in the Super Bowl era (since 1966) to rush for 500 yards as a rookie. He scored seven rushing touchdowns, also a first for a rookie quarterback in the Super Bowl era. Young became the first rookie in league history to record three touchdown passes of 20 yards or longer (Young totaled five) and three rushing touchdowns of 20 yards or longer (Young totaled four).

His eight wins as a rookie marked the fifth-highest total by a rookie quarterback since 1970 NFL-AFL merger, and he directed a six-game winning streak that was the third-longest by a rookie quarterback since the merger. From 1960 through Young's rookie season, 57 NFL rookie quarterbacks started more than half of their team's games, and Young was only the 10th

## Vince Young's Record When...

When Young ...	2006	2007	Playoffs	Career
Starts at quarterback . . . . .	8-5	9-6	0-1	17-12
Starts vs. division opponents . . . . .	4-2	3-2	0-0	7-4
Passes for 300 or more yards . . . . .	0-0	0-1	0-0	0-1
Completes one or more TD passes . . . . .	6-3	3-3	0-0	9-6
Completes two or more TD passes . . . . .	3-0	3-0	0-0	6-0
Completes three or more TD passes . . . . .	0-0	0-0	0-0	0-0
Passes for one TD and runs for another . . . . .	3-0	0-1	0-0	3-1
Passes for two TDs and runs for another . . . . .	2-0	0-0	0-0	2-0
Runs for at least one TD . . . . .	4-3	2-1	0-0	6-4
Runs for at least two TDs . . . . .	0-0	0-0	0-0	0-0
Starts and passes for no interceptions . . . . .	6-0	3-1	0-0	9-1
Has a passer rating of 90.0 or greater . . . . .	2-0	4-1	0-0	6-1
Has a passer rating of 100.0 or greater . . . . .	2-0	2-0	0-0	4-0

member of that group to have a winning record.

When Young was added to the AFC Pro Bowl roster, he became the first rookie quarterback since Dan Marino in 1983 to make the team. Young was the first rookie signal caller to play in the game, as Marino sat out due to injury.

Young became the first quarterback and fifth player overall in team history to garner *Associated Press* Rookie of the Year honors, joining Earl Campbell (1978), Eddie George (1996), Robert Brazile (1975) and Jevon Kearse (1999). Since the *Associated Press* established the Offensive Rookie of the Year Award in 1957, Steelers quarterback Ben Roethlisberger (2004) is the only other quarterback besides Young to win the award. Young was named Diet Pepsi NFL Rookie of the Year in fan balloting and also received Rookie of the Year honors from *Pro Football Weekly*/Pro Football Writers of America, *Sports Illustrated* and *Sporting News*.

Young directed six fourth-quarter comebacks in his time at Texas, including his signature Rose Bowl performance against the University of Southern California in the BCS Championship Game, and there is evidence to suggest his flair for the dramatic and ability to perform under duress carried through from college to the NFL. He has led the Titans to five victories in which the Titans trailed or were tied in the fourth quarter. In a 2006 contest against the New York Giants, they trailed 21-0 in the fourth quarter before coming back to win 24-21. The comeback was the greatest in league history by a rookie quarterback, and the fol-

lowing week, with a comeback against the Indianapolis Colts, Young became the first quarterback in league history to achieve two comebacks of 14 points or more in his rookie season. The following week at Houston he won the game in overtime with a 39-yard touchdown run.

In college, Young passed for 6,040 yards, rushed for 3,127 yards and accounted for 81 combined touchdowns in three seasons. As a junior, he was decorated with numerous awards, including the Maxwell Award (nation's top player), the Cingular/ABC Sports All-America Player of the Year Award and the Davey O'Brien Award (nation's top quarterback), and he finished second behind Reggie Bush in Heisman Trophy balloting. The Houston native subsequently declared for the 2006 NFL Draft and was selected by the Titans with the third overall pick. The selection was the team's highest pick in the draft since 1995, when they chose Young's mentor, Steve McNair, the third overall pick.

### TITANS TIDBITS:

- Years before he was selected by the Titans with the third overall pick in the draft, Young formed a bond with one of the franchise's all-time greatest players, quarterback Steve McNair. McNair, 10 years older than Young and the No. 3 overall pick in the 1995 draft, has served as a mentor to the second-year player since his sophomore year in high school. That is when Vince's uncle, Ivory Young, who became McNair's close friend in college, urged his nephew to attend the Steve McNair Football Camp. Because the mentor and apprentice shared

similar upbringings, including special athletic gifts, lofty expectations and a lack of a steady father figure in each of their lives, a special kinship was born. Since that time, McNair has become heavily involved in Vince's life, and Vince often refers to the elder quarterback as "Pops."

- In 1988, when Young was six years old, he was involved in an accident that nearly cost him his future. He was riding his bike near his Houston home when he was hit by a van. The accident caused serious intestinal injuries that Young battled for a year, and he still has a light scar running down his abdomen as a reminder of the incident. After he began his recovery in a hospital, a Houston television station produced a news segment featuring Young as a way to increase bicycle safety awareness.

- Young has always chosen jersey No. 10 because his mother, Felicia, has a June 10 birthdate.

- Young's first Titans jersey — presented to him at the 2006 NFL Draft by Commissioner Paul Tagliabue — was given to 12-year-old Hempstead, Texas, resident Archie Taylor Jr., who was diagnosed with Hodgkin's disease in December 2005. Young was responding to a request to meet the boy from Houston Texans linebackers coach Johnny Holland and decided rather than just visiting one of his biggest fans, he would go with the unique gift.

- Young claims he received his sense of style, among other qualities, from growing up with his mother, grandmothers and two sisters, who not only helped raise him but were also quick to provide fashion tips.

- For a period of time in high school, Young sold shoes at a shoe store in Houston. One of his biggest and most memorable sales was when Houston Comets star Sheryl Swoopes purchased shoes from him.

- While starring at Madison High School in Houston under coach Anthony Fields, Young was playfully given the nickname "Fatman." In fact, he was the opposite of overweight and was given the distinction because he was so skinny.

- At Texas, Young's leadership was widely recognized as the "Vince vibe" due to his confidence, energy and playfulness.

- During his rookie season, Young starred in the BET series "Next Level: Vince Young." The six-episode documentary/reality show provided a glimpse of Young in preparations for the NFL Draft and in his first several months as a member of the Titans.

- Young was chosen as the cover player for

the Madden '08 video game, following Pro Bowl players from previous years such as Shaun Alexander, Donovan McNabb, Ray Lewis, Michael Vick, Marshall Faulk, Daunte Culpepper and former Titans running back Eddie George.

- When Young left the University of Texas with a year of eligibility remaining, he made a promise to his mother, Felicia, that he would return to school and complete his degree. He took steps to accomplish Felicia's dream for him during the 2008 off-season, enrolling in classes to put him closer to obtaining a diploma in youth and community studies.

- When Young's teammates arrived at their lockers for training camp in 2007, each of them found a letter from Young. In his message, Young renewed his commitment to them and asked that the entire team focus on getting the Titans back to the playoffs, a feat they would later accomplish.

**CAREER HIGHLIGHTS:**

**2007 (15/15, 1/1):** Voted team captain in his second season. Played and started in 15 games with a 9-6 record. Recorded totals of 238 completions, 382 attempts, 2,546 passing yards and nine touchdown passes. Additionally, he rushed 93 times for 395 yards and three touchdowns. His rushing yardage total ranked first in the NFL among quarterbacks.

- Directed team to Wild Card playoff berth, becoming 11th quarterback drafted in first round since 1983 to lead his team to playoffs within his first two seasons.

- At Jacksonville (9/9), scored game-winning touchdown on two-yard run in third quarter.

- At New Orleans (9/24), completed 14 of 22 passes for 164 yards and two touchdowns in 16th career start and first career start on Monday Night Football, helping Titans to 31-14 victory. Found Brandon Jones for 35-yard touchdown pass and delivered three-yard touchdown pass to Bo Scaife.

- At Tampa Bay (10/14), completed 11 of 14 passes for 120 yards before injuring right quadriceps in third quarter as he ran out of bounds for two-yard gain.

- At Houston (10/21), did not play due to right quadriceps injury. It was first missed start of his career, ending streak of 18 consecutive starts.

- Against Carolina (11/4), passed for 110 yards and scored on three-yard run to cap

opening drive. Earned his 13th win in his first 20 career starts.

- Against Jacksonville (11/11), set then-career highs in attempts (41) and passing yards (257) and tied career high in completions (24). Also rushed eight times for 52 yards.
- At Denver (11/19), set career high in passing yards for second consecutive week, completing 26 of 41 attempts for 305 yards and one touchdown on Monday Night Football. Also led team with 74 rushing yards and one touchdown on 11 attempts, giving him career-high 379 combined yards. Completed 21-yard touchdown pass to Brandon Jones in second quarter and ran for four-yard touchdown in third quarter. It was fourth time in career he had at least one touchdown passing and rushing.
- At Cincinnati (11/25), completed three passes of 27 yards or longer, including career-long 73-yard connection with wide receiver Justin Gage, 46-yard toss to Eric Moulds and 27-yard completion to Ben Hartsock.
- Against Houston (12/2), connected on 21 of 31 passes for 248 yards and two touchdowns for passer rating of 99.9. Found Roydell Williams for 43-yard touchdown pass, the longest touchdown pass of his career, and later completed an 11-yard touchdown pass to Justin Gage.
- At Kansas City (12/16), posted season-high passer rating of 109.6, second highest of career. Completed 16 of 26 attempts for 191 yards, two touchdowns and no interceptions. Both touchdown passes were completed to Roydell Williams for 16 yards and 41 yards, respectively.
- At Indianapolis (12/30), helped clinch playoff berth with 16-10 victory on Sunday Night Football. Completed 14 of 18 passes for 157 yards and no interceptions before leaving game in third quarter with right quadriceps injury. His 103.0 passer rating was second of season and fourth of career over 100.
- At San Diego (1/6), started first career playoff game and completed 16 of 29 passes for 138 yards.

**2006 (15/13):** Named *Associated Press* NFL Offensive Rookie of the Year, *Pro Football Weekly*/Pro Football Writers of America Offensive Rookie of the Year, *Sports Illustrated* Rookie of the Year, *Sporting News* Rookie of the Year and Diet Pepsi NFL Rookie of the Year (fan voting).  
 • Played in 15 games and went 8-5 in 13 starts. Eight wins marked fifth-highest total by NFL rookie quarterback since

1970, and his six-game winning streak was third-longest by rookie quarterback since 1970. Led five fourth-quarter comeback victories. Did not play in one game (9/24 at Miami).

- Set every rookie passing record for the franchise, completing 184 of 357 passes for 2,199 yards and 12 touchdowns.
- Additionally gained 552 yards on 83 rushing attempts (6.7 avg.), becoming first quarterback in Super Bowl era (1966-present) to rush for 500 yards as rookie. Tied for team high with seven rushing touchdowns, also first for rookie quarterback in Super Bowl era.
- Became first rookie in league history to record three touchdown passes of 20 yards or longer (Young totaled five) and three rushing touchdowns of 20 yards or longer (Young totaled four).
- Against N.Y. Jets (9/10), made NFL debut, playing one series in second quarter. Was three-of-four for 27 yards and one interception. Completed first NFL pass for nine yards to wide receiver Drew Bennett.
- At San Diego (9/17), passed for 106 yards and his first career touchdown, an 18-yarder to Drew Bennett.
- Against Dallas (10/1), made first NFL start. Completed 14 of 29 passes for 155 yards, one touchdown and two interceptions. Scored first NFL points on two-point conversion in third quarter. Conversion came immediately following 17-yard touchdown pass to Ben Troupe.
- At Indianapolis (10/8), scored first career touchdown on 19-yard run in first quarter. Finished game with 43 yards on four carries to go along with 10 of 21 passing for 63 yards.
- At Washington (10/15), earned first career win, helping defeat Redskins 25-22 after erasing 14-3 deficit. Connected on 13 of 25 passes for 161 yards, one touchdown and no interceptions. Found Brandon Jones for three-yard touchdown.
- Against Houston (10/29), recorded first career game with passing and rushing touchdown, scoring on 20-yard run and finding Bobby Wade for 20-yard touchdown pass. Led team with 44 rushing yards and passed for 87 yards with no interceptions en route to second win.
- Against N.Y. Giants (11/26), set NFL rookie record for starting quarterback by rallying team from 21-point deficit to win, 24-21. Connected on 24 of 35 throws for season-high 249 yards, two touchdowns and no interceptions. Also rushed 10 times for 69 yards and one touchdown. Team trailed 21-0 with less than 10 minutes

**Young's 4th Quarter Comebacks/Game-Winning Drives**

<u>Date/Opp.</u>	<u>4th Qtr. Deficit/Tie</u>	<u>Score Start of Drive</u>	<u>Drive Start</u>	<u>Last Play</u>	<u>Final Score</u>
10/15/06 at Wash.	22-22	22-22	8:16	Bironas 30-yd FG	25-22
11/26/06 vs. NYG	0-21	21-21	0:23	Bironas 49-yd FG	24-21
12/3/06 vs. Ind.	10-14	17-17	2:38	Bironas 60-yd FG	20-17
12/10/06 at Hou.	13-17	20-20 (OT)	15:00 (OT)	Young 39-yd run	26-20 (OT)
12/24/06 at Buff.	20-29	27-29	9:25	Bironas 30-yd FG	30-29

remaining, but Young led team to four consecutive scores, including four-yard touchdown to Bo Scaife, one-yard touchdown run by Young, 14-yard touchdown to Brandon Jones with 44 seconds remaining and 49-yard field goal to win with six seconds on clock. It was greatest fourth-quarter comeback in team history and biggest comeback of any kind by rookie quarterback in NFL history. It was the third time in NFL history a team came back from 21 points or more with 10 minutes remaining in fourth quarter. Named Week 12 Diet Pepsi NFL Rookie of the Week.

- Against Indianapolis (12/3), became first rookie quarterback in NFL history to lead two comebacks of 14 points or greater in same season (Young's comebacks came in back-to-back weeks), erasing 14-0 deficit against Colts to win, 20-17. Completed 15 of 25 passes for 163 yards, two touchdowns and two interceptions, connecting on 20-yard touchdown to Drew Bennett and nine-yard touchdown to Brandon Jones. Also rushed for 78 yards on nine carries. Seven of his carries went for first downs, six of which converted third downs. Named Week 13 Diet Pepsi NFL Rookie of the Week.

- At Houston (12/10), gave Titans 26-20 overtime win with 39-yard touchdown run in extra period. It capped day in which he completed 19 of 29 passes for 218 yards passing and rushed seven times for 86 yards. Touchdown gave him at least one touchdown rushing or passing in each of first 10 NFL starts. It was first time in franchise history team won overtime game with touchdown. Young became 29th player in NFL history to win overtime game with rushing touchdown and sixth quarterback to do it. Among quarterbacks with game-winning overtime touchdown run, only Michael Vick's 46-yarder (12/1/02) was longer. Young's 39-yarder was sixth-longest touchdown run in overtime in NFL history. Game was fourth time in 10 starts in which he led team to win from fourth-quarter

deficit or tie. Named Week 14 Diet Pepsi NFL Rookie of the Week, taking award for third consecutive week.

- At Buffalo (12/24), won sixth consecutive game, completing 13 of 20 passes for 183 yards and two touchdowns. Also rushed for 61 yards on eight carries, including 36-yard touchdown with one second remaining in first half. Completed 22-yard touchdown to Bobby Wade and trailing 29-20 in the fourth quarter, found Brandon Jones for 29-yard score. Capped comeback and 30-29 win with fifth game-winning drive in fourth quarter or overtime, leading to 30-yard field goal by Rob Bironas with 2:10 remaining. On touchdown run, became first rookie quarterback in the Super Bowl era (1966-present) to reach 500 rushing yards. His 127.7 passer rating set season high. Named Week 16 Diet Pepsi NFL Rookie of the Week and AFC Offensive Player of the Week.

- Against New England (12/31), tied season high with 36 pass attempts, completing 15 for 227 yards. Also rushed twice for 29 yards, including 28-yard touchdown run. Completed season-long 53-yard pass to Brandon Jones. Score was seventh rushing touchdown of season, most by Titans quarterback since Steve McNair's eight in 1999, tied for the 10th best by quarterback since 1970 and most in the NFL since Jeff Garcia's seven in 2003.

**COLLEGE:**

- During three-year playing career at Texas, his record as starter was 30-2, giving him .938 winning percentage that ranked sixth in NCAA history. Helped Longhorns to 20-game winning streak from 2004 to Young's final college appearance in Rose Bowl, which capped 13-0 season.

- Completed 61.8 percent of his passes (444 of 718) for 6,040 yards (fifth in school history) and 44 touchdowns (fourth in school history). Rushed for 3,127 yards and 37 touchdowns to set school records for quar-

Front Office

Coaching Staff

Young

Rookies

2007 Season

Records

History

Playoff History

Sidelines



terbacks. His 9,167 yards of total offense and 81 combined touchdowns in three seasons set Texas records, while his combined yardage was third-best in Big 12 history.

- Led six fourth-quarter comebacks during college career, including two signature comebacks as junior — a win at then-No. 4 Ohio State and Rose Bowl victory against top-ranked Southern California.

- As junior, won Maxwell Award (nation's top player), Davey O'Brien Award (nation's top quarterback), Cingular/ABC Sports Player of the Year, Manning Award, consensus first-team All-America honors and Big 12 Offensive Player of the Year in unanimous vote while leading Longhorns to 13-0 season and BCS National Championship. Also finished as runner-up behind USC tailback Reggie Bush for Heisman Trophy. Earned spot on 11-member American Football Coaches Association Good Works team due to charitable work and community service efforts. Started all 13 games, completing 212 of 325 passes (65.2%) for 3,036 yards (third on team's all-time single-season list) and 26 passing touchdowns (tied for first on team's single-season list). Finished season third in country with 164.0 passer efficiency rating. Also rushed for 1,050 yards and 12 touchdowns. With 4,086 yards of total offense, became school's single-season leader in total offense, bettering Major Applewhite's 1999 total of 3,211 yards.

- In BCS National Championship Game victory against Southern California (1/4/06), became fourth two-time Rose Bowl Offensive MVP after connecting on 30 of 40 passes for 267 yards with no interceptions and rushing for 200 yards and three touchdowns on 19 carries (10.5 avg.). Scored two rushing touchdowns in final 4:03, including game-winning eight-yard run on fourth down with 19 seconds left.

- As sophomore, earned honorable mention All-Big 12 honors from Big 12 coaches and *Associated Press* and second-team All-Big 12 by *Dallas Morning News*. Started all 12 games and completed 148 of 250 passes for 1,849 yards and 12 touchdown passes while compiling 1,079 rushing yards and 14 touchdowns on 167 rushing attempts. Rushing yardage total led all NCAA quarterbacks. Became first player in school history to pass and rush for more than 1,000 yards and first school quarterback to rush for 100+ yards in four games during season.

- Named MVP of Rose Bowl victory over No. 13 Michigan (1/1/05) after completing

16 of 28 passes for 180 yards and one touchdown and rushing for Texas single-game quarterback record 192 yards and four touchdowns on 21 carries. Scored on runs of 60, 23, 20 and 10 yards to tie own school record for rushing touchdowns in game by quarterback. Led Longhorns back from 10-point deficit in fourth quarter, including game-winning 47-yard drive during which he rushed for 34 yards.

- As redshirt freshman, played in 12 games, going 6-1 as starter. Named Big 12 Offensive Freshman of the Year by conference coaches and Big 12 Newcomer of the Year and Honorable Mention All-Big 12 by *Associated Press*.

Earned Big 12 Freshman of the Year honors from *Austin American-Statesman*, *Dallas Morning News*, *San Antonio Express-News* (offensive) and *Fort Worth Star-Telegram* (offensive). Completed 84 of 143 passes for 1,155 yards and six touchdowns. Also ran 135 times for 998 yards and 11 touchdowns (second in team annals for freshman rushing touchdowns and total touchdowns). Became first quarterback in school history to rush and pass for 900 yards in same season.

- Played first five games as backup quarterback before moving into starting role in team's seventh contest (10/18 at Iowa State).
- Ranked third all-time among Texas freshmen with 2,153 yards of total offense and ranked second for school among non-kicking freshmen with 68 points.

- Redshirted in 2002.

- Majored in youth and community studies.

## PERSONAL:

- Has girlfriend, Candice Johnson, and splits time between Nashville and Houston, Texas.

- Three-year starter at quarterback at Madison (Houston, Texas) High School totaled 7,624 yards from scrimmage during prep career. Named National Player of the Year by Parade and Student Sports as senior and named 2001 Texas 5A Offensive Player of the Year. Accounted for 3,819 yards and 59 touchdowns as senior. Senior passing totals included 2,545 yards, 35 touchdowns and four interceptions on 131 of 224 completions. Named District Offensive Player of the Year as junior.

- Also averaged more than 20 points per game as four-year letterwinner and two-time All-District star of basketball team. Won two District Championships in 400-meter relay on track team and also played two years of baseball as pitcher and outfielder.

- Participated as volunteer in LEAP (Learn, Enjoy and Play) program in 2005, serving as a mentor for middle school students. Also volunteered time with children at Austin YMCA, and spoke at several youth events and football banquets in Austin.
- At Texas, served an internship working with students at CD Fulkes Elementary School in Round Rock, Texas.
- Partners with Dell Corporation to lend support to the computer maker's Middle Tennessee TechKnow program, an after-school curriculum that provides underserved middle-school students access to technology and 21st-century skills. Following the completion of the program, many TechKnow students receive a refurbished Dell computer.
- Texas Senate passed resolution on Tuesday, Feb. 20, 2007 to declare the day "Vince Young Day" throughout state.
- Used bye week during rookie season to travel back to his high school to speak to students, present a check to the school and donate equipment to the school's athletic department. He also announced the creation of two annual \$2,500 scholarships for

Madison students.

- Named 2006 Sports Person of the Year at Nashville Sports Council's O'Charley's Dinner of Champions.
- Visited Stewarts Creek (Tenn.) Middle School in December 2007 as part of the "NFL Take a Player to School" program.
- Named a 2007 "Titans Community All-Star"
- List of favorites: (movies) "American Gangster," "Gladiator," and "Cinderella Man"; (TV shows) "Malcolm & Eddie," "Smart Guy" and "South Park"; (actors) Martin Lawrence, Clint Eastwood and Will Smith; (actresses) Queen Latifah, Angelina Jolie and Sanaa Lathan; (musicians) Alicia Keys, Whitney Houston, Yolanda Adams, Mary J. Blige, Beyoncé and Keyshia Cole; (school subject) science; (vacation get-aways) Rio de Janeiro, Cabo San Lucas, Paris and Spain; (video games) Madden NFL Football, NBA 2K8 and Call of Duty; and (restaurants) Ruth's Chris Steak House, Landry's Seafood House, Mama's Oven (Houston), Swett's (Nashville), McCormick & Schmick's and TGI Friday's.
- Born Vincent Paul Young Jr. on May 18, 1983 in Houston, Texas.

## YOUNG GAME-BY-GAME

2006 Tennessee Titans														PASSING					RUSHING				
Date	Opp	WL	P/S	Att	Cmp	Pct	Yds	Yds/Att	TD	Int	Lg	Sk	Lst	Rating	Att	Yds	AvG	Lg	TD				
Sept 10	NYJ	L	1/0	4	3	75.0	27	6.8	0	1	11	0	0	53.1	0	0	-	0	0				
Sept 17	SD	L	1/0	20	7	35.0	106	5.3	1	0	28	0	0	70.0	5	24	4.8	12	0				
Sept 24	@ Mia	L	0/0	DID NOT PLAY																			
Oct 1	Dal	L	1/1	29	14	48.3	155	5.3	1	2	24	2	4	47.3	5	3	0.6	9	0				
Oct 8	@ Ind	L	1/1	21	10	47.6	63	3.0	0	1	16	0	0	34.4	4	43	10.8	19	1				
Oct 15	@ Was	W	1/1	25	13	52.0	161	6.4	1	0	27	3	10	85.6	7	9	1.3	5	0				
Oct 29	Hou	W	1/1	15	7	46.7	87	5.8	1	0	23	1	1	87.4	4	44	11.0	20	1				
Nov 5	@ Jax	L	1/1	36	15	41.7	163	4.5	1	3	32	1	9	30.2	4	14	3.5	7	0				
Nov 12	Bal	L	1/1	25	13	52.0	211	8.4	0	1	37	2	6	63.9	8	39	4.9	17	1				
Nov 19	@ Phi	W	1/1	22	8	36.4	101	4.6	1	0	28	3	17	66.7	6	49	8.2	20	0				
Nov 26	NYG	W	1/1	35	24	68.6	249	7.1	2	0	25	2	14	107.9	10	69	6.9	19	1				
Dec 3	Ind	W	1/1	25	15	60.0	163	6.5	2	2	21	0	0	72.6	9	78	8.7	18	0				
Dec 10	@ Hou	W	1/1	29	19	65.5	218	7.5	0	1	39	2	18	73.6	7	86	12.3	39	1				
Dec 17	Jax	W	1/1	15	8	53.3	85	5.6	0	0	22	3	28	70.1	4	4	1.0	8	0				
Dec 24	@ Buf	W	1/1	20	13	65.0	183	9.2	2	0	32	1	2	127.7	8	61	7.6	36	1				
Dec 31	NE	L	1/1	36	15	41.7	227	6.3	0	2	53	5	20	39.9	2	29	14.5	28	1				
<b>Totals</b>			<b>8-8</b>	<b>15/13</b>	<b>357</b>	<b>184</b>	<b>51.5</b>	<b>2,199</b>	<b>6.2</b>	<b>12</b>	<b>13</b>	<b>53</b>	<b>25</b>	<b>129</b>	<b>66.7</b>	<b>83</b>	<b>552</b>	<b>6.7</b>	<b>39</b>	<b>7</b>			

2007 Tennessee Titans														PASSING					RUSHING				
Date	Opp	WL	P/S	Att	Cmp	Pct	Yds	Yds/Att	TD	Int	Lg	Sk	Lst	Rating	Att	Yds	AvG	Lg	TD				
Sept 9	@ Jax	W	1/1	18	11	61.1	78	4.3	0	1	21	1	6	47.9	11	22	2.0	8	1				
Sept 16	Ind	L	1/1	27	17	63.0	184	6.8	1	0	48	3	12	95.3	5	53	10.6	21	0				
Sept 24	@ NO	W	1/1	22	14	63.6	164	7.5	2	1	35	0	0	97.5	5	21	4.2	12	0				
Oct 7	Atl	W	1/1	33	20	60.6	157	4.8	0	3	16	0	0	34.5	8	27	3.4	20	0				
Oct 14	@ TB	L	1/1	14	11	78.6	120	8.6	0	1	23	1	4	72.6	3	6	2.0	4	0				
Oct 21	@ Hou	W	DID NOT PLAY																				
Oct 28	Oak	W	1/1	14	6	42.9	42	3.0	0	0	12	2	16	50.3	7	11	1.6	6	0				
Nov 4	Car	W	1/1	23	14	60.9	110	4.8	0	2	18	3	14	36.5	8	25	3.1	16	1				
Nov 11	Jax	L	1/1	41	24	58.5	257	6.3	1	2	28	4	27	64.8	8	52	6.5	13	0				
Nov 19	@ Den	L	1/1	41	26	63.4	305	7.4	1	2	21	1	15	73.7	11	74	6.7	19	1				
Nov 25	@ Cin	L	1/1	31	19	61.3	246	7.9	0	1	73	1	2	72.8	2	6	3.0	5	0				
Dec 2	Hou	W	1/1	31	21	67.7	248	8.0	2	1	43	3	19	98.9	5	44	8.8	14	0				
Dec 9	SD	L	1/1	21	13	61.9	121	5.8	0	2	17	1	5	38.1	2	2	1.0	1	0				
Dec 16	@ KC	W	1/1	26	16	61.5	191	7.3	2	0	41	1	12	109.6	7	32	4.6	14	0				
Dec 23	NYJ	W	1/1	22	12	54.5	166	7.5	0	1	29	3	20	60.0	7	1	0.1	2	0				
Dec 30	@ Ind	W	1/1	18	14	77.8	157	8.7	0	0	21	1	5	103.0	4	19	4.8	9	0				
<b>Totals</b>			<b>10-6</b>	<b>15/15</b>	<b>382</b>	<b>238</b>	<b>62.3</b>	<b>2,546</b>	<b>6.7</b>	<b>9</b>	<b>17</b>	<b>73</b>	<b>25</b>	<b>157</b>	<b>71.1</b>	<b>93</b>	<b>395</b>	<b>4.2</b>	<b>21</b>	<b>3</b>			

Playoffs																			
Date	Opp	WL	P/S	Att	Cmp	Pct	Yds	Yds/Att	TD	Int	Lg	Sk	Lst	Rating	Att	Yds	AvG	Lg	TD
Jan 6	@ SD	L	1/1	29	16	55.2	138	4.8	0	1	26	3	9	53.5	2	12	6.0	9	0
<b>Totals</b>			<b>0-1</b>	<b>29</b>	<b>16</b>	<b>55.2</b>	<b>138</b>	<b>4.8</b>	<b>0</b>	<b>1</b>	<b>26</b>	<b>3</b>	<b>9</b>	<b>53.5</b>	<b>2</b>	<b>12</b>	<b>6.0</b>	<b>9</b>	<b>0</b>

## Vince Young's NFL Statistics

		PASSING											RUSHING					
Year	Team	GP/GS	Att	Cmp	Pct	Yds	Yd/Att	TD	INT	Lg	Sk	Yds	Rat	Att	Yds	Avg	Lg	TD
2006	Tenn.	15/13	357	184	51.5	2,199	6.2	12	13	53	25	129	66.7	83	552	6.7	39	7
2007	Tenn.	15/15	382	238	62.3	2,546	6.7	9	17	73	25	157	71.1	93	395	4.2	21	3
<b>NFL Totals</b>		<b>30/28</b>	<b>739</b>	<b>422</b>	<b>57.1</b>	<b>4,745</b>	<b>6.4</b>	<b>21</b>	<b>30</b>	<b>73</b>	<b>50</b>	<b>286</b>	<b>69.0</b>	<b>176</b>	<b>947</b>	<b>5.4</b>	<b>39</b>	<b>10</b>

*Career record as starter: 17-11 (.607)*

		PASSING											RUSHING					
Year	Team	GP/GS	Att	Cmp	Pct	Yds	Yd/Att	TD	INT	Lg	Sk	Yds	Rat	Att	Yds	Avg	Lg	TD
2007	Tenn.	1/1	29	16	55.2	138	4.8	0	1	26	3	9	53.5	2	12	6.0	9	0
<b>NFL Totals</b>		<b>1/1</b>	<b>29</b>	<b>16</b>	<b>55.2</b>	<b>138</b>	<b>4.8</b>	<b>0</b>	<b>1</b>	<b>26</b>	<b>3</b>	<b>9</b>	<b>53.5</b>	<b>2</b>	<b>12</b>	<b>6.0</b>	<b>9</b>	<b>0</b>

### Single-Game Highs

Attempts - 41 (two times, last at Denver 11/19/07)  
 Completions - 26 at Denver (11/19/07)  
 Passing Yards - 305 at Denver (11/19/07)  
 Touchdown Passes - 2 (six times, last at Kansas City 12/16/07)  
 Long Completion - 73 at Cincinnati (11/25/07)  
 Passer Rating - 127.7 at Buffalo (12/24/06)  
 Rushing Attempts - 11 (twice, last at Denver 11/19/07)  
 Rushing Yards - 86 at Houston (12/10/06)  
 Rushing Touchdowns - 1 (10 times, last at Denver 11/19/07)  
 Long Rush - 39t at Houston (12/10/06)

### Playoff Highs

Attempts - 29 at San Diego (1/6/08)  
 Completions - 16 at San Diego (1/6/08)  
 Passing Yards - 138 at San Diego (1/6/08)  
 Long Completion - 26 at San Diego (1/6/08)

## OTHERS WITH PRO EXPERIENCE



**DAVE BALL - DE - 6-5 - 277 - UCLA**

Signed by the Titans Jan. 3, 2008...prior to arrival in Tennessee, played in 21 total games with the San Diego Chargers (six games) and New York Jets (15 games) and totaled 10 tackles and five passes defended...also spent 2007 offseason and preseason with Carolina Panthers (March 26-Sept. 2, 2007)...originally drafted in the fourth round (133rd overall) by San Diego in the 2004 NFL Draft...played in six games as a rookie (2004) with the Chargers before breaking a bone in his foot and being placed on the injured reserve list for the remainder of the season...played in two contests for the Chargers in 2005 before being signed to the practice squad on Nov. 8...signed by Jets off San Diego's practice squad on Dec. 13, 2005 and appeared in three games with Jets to finish season...in 2006, played in 10 games and was inactive for six regular season contests and one playoff contest with Jets...after stint with Carolina, was out of football during 2007 season...played defensive end for UCLA from 2000-03, starting his final three seasons...recorded 139 tackles, 30.5 sacks (UCLA record), and 43.5 tackles for loss during his career...as senior (2003), named first-team *Sporting News* All-America, Pac 10 Defensive Player of the Year and first-team All-Pac 10 selection...won Pac 10's Morris Trophy (top lineman) after leading country and setting school record with 16.5 sacks...graduated with history degree...married to Carrie, with son, Mason (1)...at Dixon (Calif.) High School, named league Defensive Player of the Year and won All-State honors...also played basketball...has identical twin brother, Matt, who also played defensive end at UCLA...born David Stewart Ball on Jan. 4, 1981 in Fairfield, Calif.



**KURT CAMPBELL - LB - 6-2 - 235 - ALBANY**

Re-signed with the Titans on Jan. 15, 2008...signed to the Titans practice squad on Dec. 18, 2007...originally drafted by the Green Bay Packers in the seventh round (245th overall) of the 2005 NFL Draft...missed his entire rookie season after being placed on injured reserve with a knee injury on Aug. 30, 2005...placed on injured reserve by the Packers on Sept. 2, 2006...released by the Packers on March 19, 2007...signed by the Raiders as a free agent on May 4,

2007...released by the Raiders on Sept. 1, 2007...was the first Albany player ever drafted by an NFL team...played in 34 collegiate contests with 28 starts, and finished his career with 120 tackles, 6.5 tackles for loss, an interception, three passes defended, two forced fumbles and two fumble recoveries...as a senior captain played in 10 games and posted 34 tackles (18 solo), 2.5 stops for loss and a fumble recovery...became the first Albany player to appear in a postseason all-star game since 2000 Hula Bowl...attended Palm Beach Gardens (Fla.) High School where he starred as a three-sport athlete in football, track and soccer...played outside linebacker, safety and defensive end during his career, leading the Gators to an 8-2 record as a senior...was a sprinter and triple jumper on the track team and a sweeper back in soccer...received the school's Sportsmanship Athlete of the Year Award in 1999...Information Science and Policy major, with a minor in Business at Albany...raised in Kingston, Jamaica, he learned the fundamentals of football from an encyclopedia...first came to the United States in 1995...currently lives in Palm Beach Gardens, Fla....Kurt Campbell was born the son of Elouise and Harold Campbell on July 30, 1982 in Jamaica.

Front Office

Coaching Staff

Others W/Pro Exp.

Rookies

2007 Season

Records

History

Playoff History

Sidelines



## MARQUICE COLE - CB - 5-10 - 190 - NORTHWESTERN

Re-signed with Titans on Jan. 7, 2008...signed to Titans practice squad on Dec. 11, 2007 and was with the club for three regular season contests and one playoff game...originally signed by the Oakland Raiders as a rookie free agent on May 1, 2007 and was released on Sept. 1, 2007...in four seasons at Northwestern, played in 43 games and recorded 144 tackles, seven interceptions, and 18 punt returns for 248 yards and one touchdown...as senior, recorded

44 tackles and two interceptions...as junior, selected second-team All-Conference by media and honorable mention All-Conference by league coaches after ranking second Big Ten and 16th nationally with five interceptions...received degree in communication studies in May 2007...has one son, Marquice Jr. (1)...at Hillcrest (Hazel Crest, Ill.) High School, was two-time All-Conference, All-Area, and All-State selection...was 2001 team MVP and SICA Green Defensive Player of the Year...was also All-State honoree in track and field...has spent time going back to speak at Hillcrest...born Marquice Jermal Cole on Nov. 13, 1983.



## ENOKA LUCAS - C/G - 6-3 - 299 - OREGON

Signed by the Titans on Jan. 7, 2008...originally signed as an undrafted free agent by the Houston Texans on May 7, 2007...waived by the Texans on July 23, 2007...claimed off waivers by the Tampa Bay Buccaneers on July 24, 2007...waived by the Buccaneers on Sept. 1, 2007...signed to the Tampa Bay practice squad on Sept. 3, 2007...released from Tampa Bay practice squad on Sept. 25, 2007...lettered four years at Oregon, after redshirting

as a freshman in 2002...started 33 games, including 26 consecutive games at center during his junior and senior seasons...named first-team All-Pac 10 as a senior and was nominated for the Outland and Rimington trophies...anchored a line that led the conference in fewest sacks allowed (16) and rushing offense...started all 12 games as a junior and was voted second-team All-Pac 10 and named the Ducks' most outstanding offensive lineman (Ed Moshofsky Award)...was a political science major at Oregon...earned first-team all-state honors from the *Honolulu Advertiser*, PrepStar all-region honors (honorable mention), *Tacoma News Tribune* Western One-Hundred first-team and Warriors' all-state team (offensive guard) while at Kamehameha High School...Enoka Coen Lucas was born the son of Gabby and Corinthia Lucas on April 29, 1984 in Honolulu, Hawaii.



## SHIRDONYA MITCHELL - CB - 5-11 - 183 - MISSOURI

Signed by the Titans on Jan. 4, 2008...originally signed by the Miami Dolphins on April 29, 2005...waived by the Dolphins on Sept. 2, 2006...signed to the Dolphins practice squad on Sept. 4, 2006 where he spent the first 15 games of the season...signed by the Dolphins from the practice squad to the active roster on Dec. 27, 2006 and appeared in his first NFL game at Indianapolis (12/31)...assigned to the Frankfurt Galaxy of NFL Europa on Feb. 24, 2007 and was named to the All-NFL Europa team after recording 31 tackles, two interceptions, and nine passes defended...released by Miami on Aug. 28, 2007...signed to the Detroit Lions practice squad on Dec. 19, 2007...released by the Lions on Dec. 20, 2007...was a four-year letterman at the University of Missouri...played wide receiver, cornerback and was used as a return man during his career with the Tigers...as a cornerback, registered 57 tackles, five interceptions, 10 pass breakups and a forced fumble...as a return man, averaged 22.9 yards per kickoff return on 49 attempts, including 24.1 yards per return as both a sophomore and junior...also caught eight passes for 53 yards...as a senior, recorded 39 tackles and led the team with four interceptions...participated in the Gridiron Classic All-Star Game following his senior season...majored in agriculture at Missouri...attended Sam Houston High School in Arlington, Texas, where he was a first-team Class 5A All-State selection as a wide receiver...also lettered in track and basketball...has a daughter, Shiriah Chali, and a son, Geordon Khali...born Shirdonya Chablis Mitchell on May 16, 1982 in Dallas, Texas.



## JASON MURPHY - C/G - 6-2 - 310 - VIRGINIA TECH

Re-signed with the Titans on Jan. 7, 2008...Signed by the Titans to their practice squad on Nov. 28, 2007 where he spent the remainder of the 2007 season...originally signed by the San Diego Chargers on May 8, 2006 but was released by the club Aug. 9, 2006...was claimed off waivers by the Seattle Seahawks on Aug. 10, 2006...waived by the Seahawks on Sept. 2, 2006 and later signed with their practice squad on Dec. 20, 2006...played with the Frankfurt Galaxy of NFL Europa during the 2007 season and started in the World Bowl...played four seasons at Virginia Tech, seeing action on the offensive and defensive line...started two seasons at offensive guard and was named to the All-ACC team as a senior...started the final seven games of the 2004 season...saw action in three games as a sophomore after moving from defensive tackle to right guard...played in 10 games at defensive tackle and had 15 stops as a redshirt freshman...graduated with a degree in apparel, housing and resource management and sociology from Virginia Tech...attended Edmondson High School (Baltimore, Md.) and was named Defensive Player of the Year by *The Baltimore Sun*...as a senior, recorded over 100 tackles, 17 sacks, seven fumble recoveries and blocked a pair of punts...posted 60 sacks during his four seasons as a starter for Coach Pete Pompey, with 30 of those sacks coming in 1999 when he helped his team to the Maryland 2A championship game...also played basketball and lacrosse in high school, winning city championships in both sports...rated the No. 46 defensive player in the nation by G&W Recruiting...started the Holding the Line Foundation in 2008 and organized a camp for kids in the Baltimore area...the son of Anna and Benjamin Murphy, Jason Murphy was born on Aug. 7, 1982 in Baltimore, Md.



**ISAAC SNELL - G - 6-6 - 305 - NORTH DAKOTA STATE**

Re-signed with the Titans on June 13, 2008 ...released by the Denver Broncos on May 16, 2008...signed by the Broncos off the Titans' practice squad on Oct. 10, 2007 and spent the remainder of the 2007 season on Denver's 53-man roster...waived by the Titans on Sept. 1, 2007 and then signed the Titans' practice squad the following day...re-signed with Titans on Jan. 16, 2007...spent nine games of 2006 season on team's practice squad after being signed Nov. 1, 2006...originally signed with New York Jets as rookie free agent on April 28, 2005...released by Jets on Sept. 7, 2005 and re-signed to 53-man roster Nov. 14, 2005...did not play in two contests and was inactive for four contests during 2005 season...re-signed by Jets on Jan. 3, 2006 and allocated to Frankfurt Galaxy for 2006 NFL Europa season...released by Jets on Sept. 2, 2006...was linebacker and defensive lineman during four-year career at North Dakota State...four-year totals included 109 tackles, one fumble recovery, nine passes defended, one interception and seven sacks in 37 career games...as senior, posted 55 tackles, two passes defended and two sacks in 11 games as defensive lineman...as junior, played 11 games on defensive line and recorded 33 tackles, four passes defended, one interception and four sacks...as sophomore linebacker, saw action in 10 games and tallied 16 tackles, one fumble recovery, two passes defended and one sack...as reserve freshman linebacker, posted five tackles and one pass defended...majored in physical education...married to Amanda Snell...at Pipestone (Minn.) High School, played offensive tackle, middle linebacker and kicker as a senior captain and earned first-team All-Conference, first-team All-Area and honorable mention All-State honors as senior...recorded 115 tackles, three sacks and three interceptions and was selected as Conference Defensive MVP...also earned three letters in basketball and was named first-team All-Conference...participated four years in track and was named All-Conference as a senior...born Isaac Thomas Snell on Nov. 4, 1981 in Crescent City, Calif.



**LEONARD STEPHENS - TE - 6-3 - 253 - HOWARD**

Re-signed by the Titans on Jan. 7, 2008...signed to Titans practice squad on Jan. 2, 2008, and spent Wild Card Week with club...has spent time in NFL since 2000 and has played in five career games (all with Washington Redskins in 2000) with one reception for 13 yards...originally signed as an undrafted free agent with San Diego Chargers on April 20, 2000...waived by Chargers on July 19, 2000...signed with Detroit Lions as free agent on Feb. 12, 2001 and allocated to NFL Europe's Scottish Claymores...waived by Lions on April 30, 2001...signed by Washington on April 24, 2002...spent entire 2002 season with Redskins, playing in five games with one reception for 13 yards...re-signed with Redskins on March 19, 2003 and was waived on Aug. 26, 2003...re-signed with Redskins on Jan. 23, 2004 and allocated to NFL Europe's Frankfurt Galaxy...waived by Redskins on Sept. 5, 2004...signed to Lions practice squad on Sept. 14, 2004 and re-signed with Lions on Jan. 4, 2005...waived by Lions on Aug. 9, 2005...signed by Tampa Bay Buccaneers on Aug. 9, 2006 and was waived on Aug. 14, 2006...signed by Seattle Seahawks on Aug. 28, 2006 and was waived on Sept. 2, 2006...signed to Seahawks practice squad on Sept. 4, 2006 and spent entire season with club...re-signed by Seahawks on Jan. 16, 2007 and waived on Sept. 1, 2007...played tight end, fullback and wide receiver at Howard University...as senior, recorded 18 receptions for 275 yards and earned second-team All-MEAC honors for second time in career...earned degree in marketing...married to Candice (July 2008)...prepped at West Windsor High School in Princeton, N.J....during college interned at Citibank in investment banking and from 2000-01 worked as financial analyst for JP Morgan Chase & Co. in New York while recuperating from knee injuries...born Leonard Stephens on July 9, 1978 in Miami, Fla.

Front Office

Coaching Staff

Others w/Pro Exp.

Rookies

2007 Season

Records

History

Playoff History

Sidelines



### ERIC TAYLOR - DT - 6-2 - 309 - MEMPHIS

Signed by the Titans on Dec. 31, 2007...originally drafted by the Pittsburgh Steelers in the seventh round (212th overall) of the 2004 NFL Draft...released by the Steelers on Sept. 5, 2004 and signed to their practice squad on Sept. 6, 2004 where he spent the entire 2004 season...In 2005, went to training camp with the Steelers and spent the first six weeks on their practice squad before being waived on Oct. 18, 2005...signed by the Minnesota Vikings to their practice squad on Oct.

25, 2005...signed to the Vikings active roster on Dec. 2, 2005 and appeared in his first career NFL contest at Detroit (12/4)...released and resigned to the Vikings practice squad on Dec. 7, 2005...released by the Vikings on Sept. 2, 2006...signed by the Seattle Seahawks to their practice squad on Nov. 21, 2006...released by Seahawks on Sept. 1, 2007...started 24 of 39 contests at Memphis and registered 160 tackles, 20 stops for losses and six sacks in four seasons...earned All-Conference USA honors his senior season with 82 tackles, 10 stops for losses, four sacks and a 52-yard interception return for a touchdown...started five games as a junior, recording 30 tackles, three stops for losses, one sack and one forced fumble...named the team's winner of the Glenn Jones 12th Man Award as a junior...started six games as a sophomore recording 32 total tackles, four tackles for losses, one sack, two pass break ups, and one forced fumble...graduated with a degree in sports management and marketing from Memphis in May 2004...played linebacker and tight end at Franklin County High in Winchester, Tenn...named an all-region selection in 1998 and 1999...named to *The Tennessean's* All-Midstate Team in 1999...was named to the 1999 Tennessee All-State team (honorable mention)...Eric Taylor was born the son of Willis and Delores Taylor on Dec. 14, 1981.



### PAUL THOMPSON - QB - 6-4 - 216 - OKLAHOMA


Signed by the Titans on Jan. 9, 2008...spent first week of 2007 season on Green Bay Packers practice squad before being released on Sept. 11, 2007...originally signed by the Green Bay Packers as rookie free agent on May 16, 2007 and was waived on Sept. 1, 2007...played quarterback and wide receiver during career at University of Oklahoma, totaling 38 games and 18 starts...passed for 3,095 yards and 26 touchdowns during career...backed up Heisman Trophy winner Jason White

and Rhett Bomar before winning starting job in 2006...as senior (2006), completed 204 of 336 passes for 2,667 yards and led the Sooners to 11-3 season and Big 12 Championship...also tossed 22 touchdowns and 11 interceptions while rushing for 151 yards on 71 carries and three touchdowns in senior campaign...recorded 11 receptions for 106 yards at wide receiver as junior...received degree in communications in December 2006...single...at Leander (Texas) High School, started three years at quarterback and one year at defensive back...as senior, completed 113 of 182 passes for 1,600 yards and recorded 1,053 rushing yards...also lettered in basketball and track...lists fishing as favorite hobby...born Paul Ashton Thompson on Nov. 23, 1983 in Dallas, Texas.



### ULRICH WINKLER - DT - 6-5 - 305 - MUNICH, GERMANY

Re-signed by the Titans on Jan. 11, 2008...signed by the Titans on July 26, 2007 and spent the entire 2007 season on the practice squad...originally signed by the Cleveland Browns on July 18, 2006 and spent the 2006 season on the team's practice squad...spent three seasons with NFL Europa's Frankfurt Galaxy and recorded 20 tackles and 4.5 sacks in 2007...has appeared in two World Bowl games and won the championship with Frankfurt in 2006...reassigned to the Galaxy after originally joining the Rhein Fire in 2005...in 2004, played defensive end for the German senior football team after spending time with the German junior team...played for the Munich Cowboys from 1999-2002, beginning his career at age 16...selected to the German Junior National team...made his first visit to the United States for an international player mini camp in February 2005...his family still lives in Germany and Winkler typically travels home to visit them in July and then after the season...born Ulrich Winkler on Jan. 4, 1984 in Munich, Germany.



Front Office

Coaching Staff

Veterans

Rookies

2007 Season

Records

History

Playoff History

Sidelines



29

Chris  
JOHNSON

RUNNING BACK

5'11" • 200 lbs • Born: 9.23.85 • East Carolina • D1-2008 • 24th Overall  
Olympia H.S. • Orlando, FL

**COLLEGE:**

The Titans selected running back Chris Johnson in the first round of the 2008 NFL Draft. Regarded as one of the fastest players to enter the NFL in recent years, Johnson is capable of transforming the team's offense and kick return game with his big-play ability. While always a threat to take it the distance, he showed over a four-year career at East Carolina University the toughness required to be an every-down back. His 2,982 rushing yards made him the third all-time leading rusher in ECU history, and he set the team record among running backs in career receptions (125) and receiving yards (1,296). He also is the Pirates' career leader in total touchdowns (44), kickoff return yards (2,715 - a Conference USA record) and all-purpose yards (6,993 - third in conference history). In total, Johnson set or tied 18 game, season and career records for ECU. Also included on that list are the season scoring record (144 points as a senior) and the single-game all-purpose yardage total (408 yards on two occasions during senior season). He appeared in 47 games with 36 starts. As a senior, his 227.7 all-purpose yards per game (109.5 rushing, 40.6 receiving, 77.6 kickoff returns) led the NCAA and set a new Conference USA record. He recorded career highs with 1,423 rushing yards, 17 rushing touchdowns, 528 receiving yards, six touchdown receptions and 1,009 kickoff return yards. Johnson further turned NFL heads at the NFL Scouting Combine in February 2008, when he was timed in the 40-yard dash at 4.24 seconds. His pre-draft workouts also produced a 43.5-inch vertical jump and a 375-pound bench press mark. The Orlando, Fla., native was selected by the Titans with the 24th overall pick in the 2008 NFL Draft.

**TITANS TIDBITS:**

- Johnson decided to attend East Carolina because the Pirates offered him the best opportunity to play running back. Other schools that recruited him wanted him to play cornerback. His versatility as an athlete came in handy as a junior at ECU when he played slot receiver to limit his cutting on a turf toe injury.
- This is not the first time Johnson has played for the Titans. He was a star running back and track athlete for the Olympia High School Titans in Orlando, Fla.
- Johnson arrived in Tennessee with ties to two other recent additions to the Titans. His new running backs coach, Earnest Byner, was inducted into the East Carolina University Sports Hall of Fame and rushed for more than 2,000 yards in his career there. Carlester Crumpler, the father of new Titans tight end Alge Crumpler, is another great running back in ECU lore who topped the 2,000-yard mark. Johnson passed Byner and Crumpler to become the third all-time leading rusher in school history. Alge's brother, Carlester Jr., also attended East Carolina in the early 1990s.
- At the NFL Scouting Combine in February 2008, Johnson was timed in the 40-yard dash at 4.24 seconds. While a few other players have been recorded at faster times at other venues using a handheld stopwatch, Johnson's time is the fastest in the combine in the last 15 years and believed by most to be the fastest ever electronically timed 40-yard dash at the combine, which began in 1982.
- Johnson has a tattoo of his face with saying "Last of a Dying Breed" on his left arm. He got the tattoo to help hold himself accountable, as he says "like always having to look in the mirror."

**CAREER HIGHLIGHTS:**

- **AS A SENIOR (2007)**, led nation with 227.7 all-purpose yards per game and was named first-team All-American by *Pro Football Weekly* and honorable mention All-American by SI.com. Started all 13 games at running back and totaled 236 carries for 1,423 yards (6.0 avg.) and 17 touchdowns; 37 receptions for 528 yards (14.3 avg.) and six touchdowns; and 36 kickoff returns for 1,009 yards (28.0 avg.) and one touchdown. Recorded five 100-yard rushing games.
- Against Central Florida (10/6), scored four touchdowns (two rushing, one receiving and one kickoff return) and set then-school record with 372 all-purpose yards.
- Against Memphis (11/3), rushed for career-high 301 yards and four touchdowns, scoring on runs of 16, 44, 70 and 50 yards. Added 12 receiving yards and 95 kickoff return yards to set new school record with 408 all-purpose yards.
- In Sheraton Hawaii Bowl against Boise State (12/23), set all-time NCAA Bowl record and tied own school record with 408 all-purpose yards to lead Pirates to victory. Rushed for Hawaii Bowl record and school bowl record 223 yards on 28 carries (8.0 avg.).
- **AS A JUNIOR (2006)**, played 12 games with five starts. Totaled 78 carries for 314 yards and four touchdowns and 21 receptions for 176 yards. Was named first-team All-Conference USA as return specialist after posting 21 kickoff returns for 482 yards and one touchdown.
- At Southern Mississippi (10/28), recorded first career kickoff return for touchdown.
- **AS A SOPHOMORE (2005)**, started all 11 games at running back and led Pirates with 176 carries for 684 yards (3.9 avg.) and six touchdowns. Also ranked second on squad with 35 receptions for 356 yards and two touchdowns. Added 21 kickoff returns for 459 yards. Ranked second in Conference USA with 136.3 all-purpose yards per game (1,499 total).
- At Marshall (11/19), rushed for 106 yards and scored season-high three rushing touchdowns.
- Against Rice (10/8), recorded first career 100-yard receiving effort, gaining 129 yards and one touchdown on six receptions.
- **AS A FRESHMAN (2004)**, played 11 games (seven starts) and earned Conference

USA All-Freshman honors after rushing for 561 yards and five touchdowns on 134 carries (4.2 avg.). Added 32 receptions for 236 yards and two touchdowns and career-high 37 kickoff returns for 765 yards. Ranked fourth in the conference with an average of 142.0 all-purpose yards per game.

- Against Wake Forest (9/11), earned first career start and rushed for 96 yards and one touchdown.
- Against Tulane (10/9), recorded first career 100-yard rushing effort, gaining season-best 158 yards and two touchdowns on career-high 31 carries.
- Majored in communications.

**PERSONAL:**

- Single, splits time between Nashville and Orlando, Fla.
- Earned All-Orange County honors as senior running back for Olympia (Orlando, Fla.) High School Titans. Scored eight touchdowns as senior and eclipsed 1,000 yards as junior.
- Also played basketball and competed in track in high school. Ran 10.38-second 100-meter dash and anchored 4x100 team that won Golden South and Golden West National Championships.
- List of favorites: (movie) "Menace II Society"; (TV show) "The Jamie Foxx Show"; (actor) Denzel Washington; (music artist) Lil Wayne; (school subject) math; (car) 1973 Chevy Caprice; (video game) NCAA Football; (sports team other than Titans) Denver Nuggets; (sports hero) Deion Sanders; and (food) pizza.
- Born Christopher Duan Johnson on Sept. 23, 1985 in Orlando, Fla.



## Chris Johnson's College Statistics

Year	Team	GP	GS	RUSHING				RECEIVING					
				Att	Yds	Avg	Lg	TD	No	Yds	Avg	Lg	TD
2004	ECU	11	7	134	561	4.2	86	5	32	236	7.4	29	2
2005	ECU	11	11	176	684	3.9	39	6	35	356	10.2	81	2
2006	ECU	12	5	78	314	4.0	43	4	21	176	8.4	17	0
2007	ECU	13	13	236	1,423	6.0	70	17	37	528	14.3	78	6
<b>College Totals</b>		<b>47</b>	<b>36</b>	<b>624</b>	<b>2,982</b>	<b>4.8</b>	<b>86</b>	<b>32</b>	<b>125</b>	<b>1,296</b>	<b>10.4</b>	<b>81</b>	<b>10</b>

### KICKOFF RETURNS

Year	Team	No	Yds	Avg	Lg	TD
2004	ECU	37	765	20.7	39	0
2005	ECU	21	459	21.9	43	0
2006	ECU	21	482	23.0	96	1
2007	ECU	36	1,009	28.0	96	1
<b>College Totals</b>		<b>115</b>	<b>2,715</b>	<b>23.6</b>	<b>96</b>	<b>2</b>

### Single-Game Highs

#### Rushing

Rushing Attempts - 31 vs Tulane (10/9/04)

Rushing Yards - 301 at Memphis (11/3/07)

Touchdowns - 4 at Memphis (11/3/07)

Long Rush - 86 vs Wake Forest (9/11/04)

#### Receiving

Receptions - 7 (two times, last at West Virginia 9/24/05)

Receiving Yards - 136 vs. North Carolina (9/8/07)

Long Reception - 81 vs. Rice (10/8/05)

#### Kickoff Returns

Returns - 6 vs Boise State (12/23/07)

Return Yards - 194 vs Central Florida (10/06/07)

Touchdowns - 1 (two times, last vs Central Florida 10/06/07)

#### Additional Statistics

Career All-Purpose Yards - 6,993 (148.8 ypg)



# 91



## Jason JONES



### DEFENSIVE LINE

6'5" • 275 lbs • Born: 5.23.86 • Eastern Michigan • D2-2008 • 54th Overall  
Lathrup H.S. • Southfield, MI

### COLLEGE:

Jason Jones is a versatile defensive lineman that can play either end or tackle for the Titans. The 6-foot-5-inch, 275-pounder is extremely athletic for his frame having begun his collegiate career as a tight end at Eastern Michigan before shifting to strong-side defensive tackle as a sophomore. In 45 games for the Eagles, Jones started 33 times on defense and three times on offense. He collected 175 tackles (101 solo) with 14 sacks and ranked second in school history with 50 stops for losses. He developed into one of the nation's top run stuffers, ranking fifth in the NCAA in tackles for loss as a junior. He continued to excel in the trenches as a senior receiving

third-team All-American and first-team All-MAC honors while playing tackle and defensive end and finishing tied for seventh in the country with 19.5 stops behind the line of scrimmage. As a true freshman, Jones started three of 11 games he played in as a tight end for Eastern Michigan. He also saw action on the defensive line midway through the season, making one solo tackle while grabbing four passes for 12 yards. Jones took over strong-side defensive duties the following season, earning Player of the Week honors twice. As a sophomore, he made 47 tackles (28 solo) while ranking second on the squad with 6.5 sacks and 12 stops for loss. He was selected by the Titans in the second round (54th overall) in the 2008 NFL Draft.

[www.titansonline.com](http://www.titansonline.com)

**TITANS TIDBITS:**

- Jones was raised in an athletic family. His brother, Brian, played basketball at the University of Detroit Mercy and his other brother, Michael, played football at Alabama State.
- Jones' other brother, Jamar, works at the White House as a Secret Service uniform police officer.
- Jones is familiar with the Nashville area having spent two months prior to the NFL Combine at D1 Sports Training in Franklin, Tenn.

**CAREER HIGHLIGHTS:**

- **AS A SENIOR (2007)**, received third-team All-American and first-team All-MAC honors. Played in all 12 games with 11 starts and finished fourth on the team with 70 tackles. Tied for seventh in the NCAA with a career-high 19.5 stops for losses. Added 10 quarterback pressures, a fumble recovery and a forced fumble while breaking up three passes and blocking a kick.
- A team captain, he enjoyed two of his better games against big conference teams: at Vanderbilt, collected a season-best 11 tackles and at Michigan recorded a season-best 3.5 tackles for loss.
- Selected to play in the 2008 Senior Bowl All-Star Game and finished with three tackles, one sack for 14 yards and one FF.
- Named the recipient of the Harold E. Sponberg Award as the team's top down lineman scholar-athlete.
- **AS A JUNIOR (2006)**, turned in one of the best defensive efforts in the nation, recording 18.5 tackles for losses of 71 yards to rank fifth nationally in that category. Named EMU's Most Valuable Player and chosen second-team All-Mid-American Conference at defensive lineman.
- Started in all 11 games in which he played, missing only the Louisiana Lafayette game with a leg injury. Recorded 57 tackles to rank sixth on the team and notched four sacks for losses of 31 yards and two forced fumbles.
- Turned in at least one tackle for loss in 10 games with the top effort being five tackles for losses totaling 16 yards at Northwestern.
- Chosen by the coaching staff for seven single-game awards; was named Defensive Player of the Game against Michigan State, Northwestern and Bowling Green games; selected for Championship Performances twice, for the Northwestern and BGSU contests; picked for a Winning Performance against Toledo and for a Championship

Special Teams Award for the Western Michigan contest.

- **AS A SOPHOMORE (2005)**, started all 11 games on the defensive line and responded with 47 total tackles. Finished second on the team in both tackles for loss with 12 for 56 yards and in sacks with 6.5 for 45 yards.
- Named Defensive Eagle of the Week twice, for the Kent State and Ball State games. Also singled out for Winning Performance Awards against Kent State, Northern Illinois and Ball State. Chosen by the coaching staff for the Defensive Big Play of the Game against Northern Illinois.
- **AS A FRESHMAN (2004)**, one of six 2004 recruits that saw action during the season. Earned a letter after playing in all 11 games with three starts at tight end.
- Began the season at tight end before moving to the defensive line midway through the 2004 campaign. Caught four passes for 12 yards. Singled out for a Winning Performance award against Florida.

**PERSONAL:**

- Single, splits time between Nashville and Detroit, Mich.
- Attended Lathrup (Southfield, Mich.) High School and enjoyed an outstanding prep career as a football and basketball player. He was named first-team All-Oakland Athletic Association as a senior, recording 27 tackles, six sacks, four forced fumbles and seven interceptions, three of which were returned for touchdowns. He also caught 25 passes for 395 yards and eight touchdowns as a receiver. *The Detroit News* named him the 44th-best player on the Blue Chip list in the state of Michigan, as he also added All-Metro North honors.
- Started as a junior and senior on the school's basketball team. Led the hoops squad to the Class A regionals in 2003-04 after averaging 24 points, 14 rebounds, five assists and two blocks. He was chosen Most Valuable Player in the Motor City Roundball Classic, as he also garnered third-team Class A All-State pick as well as a first-team All-Metro North recognition.
- Has three brothers, Jamar, Brian and Micheal. His mother, Gloria, graduated from the University of Detroit Mercy.
- Majored in business management at Eastern Michigan.
- Volunteered to read to elementary school children on Fridays while at Eastern Michigan.
- List of favorites: (movies) "Paid in Full"

and “Gone Baby Gone”; (TV Shows) “Fresh Prince of Bel-Air” and “Martin”; (actor) Denzel Washington; (music artist) Lil’ Wayne; (school subject) organizational behavior; (car) Cadillac Escalade; (video game) “Call of Duty 4”; (food) chicken; (sports hero) Michael Jordan; (pro sports team) L.A. Lakers.

• Born Jason Duane Jones, the son of J.D. and Gloria Jones, on May 23, 1986 in Detroit, Mich.



## Jason Jones' College Statistics

Year	Team	GP	GS	TACKLES					INTERCEPTIONS					FUMBLES					
				Tot	Solo	Asst	Sk	Yds	TFL	No	Yds	Lg	TD	PD	FF	FR	Yds	SpT	
2004	E. Michigan	11	3	PLAYED AS TIGHT END															
2005	E. Michigan	11	11	47	28	19	6.5	45.0	12.0	0	0	0	0	0	0	0	0	0	-
2006	E. Michigan	11	11	57	29	28	4.0	31.0	18.5	0	0	0	0	0	0	2	0	0	-
2007	E. Michigan	12	11	70	43	27	3.5	25.0	19.5	0	0	0	0	3	1	0	0	-	
<b>College Totals</b>		<b>45</b>	<b>36</b>	<b>174</b>	<b>100</b>	<b>74</b>	<b>14.0</b>	<b>101.0</b>	<b>50.0</b>	<b>0</b>	<b>0</b>	<b>0</b>	<b>0</b>	<b>3</b>	<b>3</b>	<b>0</b>	<b>0</b>	<b>-</b>	

### Single-Game Highs

Tackles - 11 vs. Vanderbilt (9/29/07)

Sacks - 2 at Northern Illinois (10/15/05)

Forced fumble - 1 (three times, last vs. Western Michigan 10/27/07)

Passes defended - 1 (three times, last vs. Bowling Green 11/9/07)

### Additional Career Statistics

Receptions - 4 for 12 yards (2004)

# 88



Craig  
**STEVENS**



**TIGHT END**

**6'3" • 255 lbs • Born: 9.1.84 • California • D3-2008 • 85th Overall  
Palos Verdes Peninsula H.S. • Rancho Palos Verdes, CA**

## COLLEGE:

Craig Stevens was widely considered the best blocking tight end available in the 2008 NFL Draft. The Titans selected him with their third-round pick, delighted to add Stevens' physical toughness and pass-catching potential to a tight end corps which also features veterans Alge Crumpler, Bo Scaife and Dwayne Blakley. At the University of California Berkeley, Stevens was a mainstay on the Bears offense, appearing in 50 games (33 starts) in four seasons, one game shy of the school record. His superior ability as a pass protector, run blocker and receiver helped him earn honorable mention All-Pac 10 honors after his sophomore and senior seasons and second-team All-Pac 10 following

his junior year. His career statistical totals included 51 receptions for 669 yards and seven touchdowns. In his final season at Cal, the two-time team captain started all 13 games and matched his career-high with 17 receptions for 204 yards and a career-high three touchdowns. At the NFL Scouting Combine, Stevens recorded a 4.61-second 40-yard dash. He was drafted by the Titans in the third round (85th overall) in the 2008 NFL Draft.

## TITANS TIDBITS:

• He has a younger brother, Eric, who is entering his freshman year as a linebacker at Cal. He has two other brothers, Jeff and Brett, who are firefighters with the L.A. City Fire Department.

- Stevens entered the NFL with one class remaining to obtain his degree in legal studies. He hopes to one day become involved in law enforcement as a detective or FBI agent, following in the footsteps of his father, Mark, a deputy sheriff in L.A. County.
- Stevens switched his jersey number to 19 as a senior at Cal in honor of the late Mario Danelo, a close friend and kicker for the University of Southern California. Danelo, who wore No. 19 for the Trojans, died tragically in January 2007 in the friends' hometown of San Pedro, Calif.
- Stevens was already familiar with the Nashville area before getting drafted by the Titans. He prepared for the scouting combine at D1 Sports Training in Franklin, Tenn.

#### CAREER HIGHLIGHTS:

- **AS A SENIOR (2007)**, named honorable mention All-Pac 10 and was recipient of team's Frank J. Schlessinger Coaches award, given to player who demonstrates outstanding athletic ability, academic success and community service. Also earned Cort Majors award as offensive team captain. Started all 13 games and recorded 17 receptions for 204 yards (12.0 avg.) and three touchdowns. Helped offense average 404.6 yards per game.
- Against Louisiana Tech (9/15), caught 17-yard touchdown pass on third-down play.
- Against Oregon State (10/13), made highlight-reel play when he caught short Kevin Riley delivery and rumbled nearly 10 yards with multiple players on his back for 23-yard gain.
- At UCLA (10/20), posted 21-yard touchdown catch.
- At Washington (11/17), recorded 16-yard touchdown reception.
- **AS A JUNIOR (2006)**, named second-team All-Pac 10 after totaling 17 receptions for 239 yards and one touchdown in 13 games (seven starts). Also was key run-blocker and pass-protector in Bear attack, helping Cal produce 10 100-yard rushing efforts and two 300-yard passing games. Offense ranked second in Pac-10 and 12th in nation, averaging 416.0 yards per game. Received team's Cort Majors Captain award.
- Caught three passes against Oregon (10/7), including his only touchdown of the season, (two yards).

- **AS A SOPHOMORE (2005)**, started every game and earned All-Pac 10 honorable mention recognition. Finished fifth on squad with 13 receptions for 165 yards and two touchdowns.
- Recorded touchdown receptions at UCLA (10/8) and at Stanford (11/19).
- **AS A FRESHMAN (2004)**, played in every game and tallied one start, finishing season with four receptions for 61 yards and one touchdown. Earned Academic All-Pac 10 honorable mention.
- Recorded first career start and touchdown in 28-27 win over Oregon (11/6).
- Redshirted in 2003 and earned Scout Team Player of the Year.
- Majored in legal studies.

#### PERSONAL:

- Single, splits time between Nashville and San Pedro, Calif.
- Played tight end and linebacker at Palos Verdes Peninsula (Rancho Palos Verdes, Calif.) High School. As senior, named All-CIF, All-Area and team's Defensive Player of the Year after recording 127 tackles and four touchdown receptions.
- Cousin, Mike Tully, won silver medal in pole vault at 1984 Summer Olympics.
- List of favorites: (movies) "Legends of the Fall" and "Dumb and Dumber"; (TV show) "Lost"; (music) country, rock and roll, classic rock; (school subject) law classes; (books) mystery novels; (video game) Guitar Hero; (sports teams other than Titans) Oakland Athletics and Golden State Warriors; and (food) cheeseburgers, steak and potatoes.
- Born Craig Chase Stevens on Sept. 1, 1984 in San Pedro, Calif.



## Craig Stevens' College Statistics

Year	Team	GP	GS	RECEIVING				
				No	Yds	Avg	Lg	TD
2004	California	12	1	4	61	15.2	26	1
2005	California	12	12	13	165	12.7	26	2
2006	California	13	7	17	239	14.1	29	1
2007	California	13	13	17	204	12.0	23	3
<b>College Totals</b>		<b>50</b>	<b>33</b>	<b>51</b>	<b>669</b>	<b>13.1</b>	<b>29</b>	<b>7</b>



### Single-Game Highs

Receptions - 3 (6 times, last vs Washington State 11/03/07)  
 Receiving Yards - 61 vs Washington (10/21/06)  
 Touchdown Receptions - 1 (seven times, last at Washington 11/17/07)

# 95



## William HAYES



### DEFENSIVE END

6'3" • 272 lbs • Born: 5.2.85 • Winston-Salem State • D4a-2008 • 103rd Overall  
 Andrews H.S. • Highpoint, NC

### COLLEGE:

William Hayes features a low center of gravity, natural pass rush instincts and tremendous closing speed. The Winston-Salem State product will provide depth in the Titans' defensive end rotation as a rookie in 2008. Hayes started 22 of 30 games for the Rams, recording 150 tackles (80 solo) with 15 sacks, 37 stops for losses and 15 quarterback pressures. As a senior in 2007, he led the nation with seven forced fumbles and tied for 10th nationally with a team-high 19 stops for losses. He paced the Rams with 8.5 sacks and was second on the squad with 78 tackles (46 solo). Hayes became just the school's second All-American since the Rams moved to the Football Championship Subdivision from the Division II level in 2006. He also set a school record while leading the FCS ranks with two touchdowns on four fumble recoveries. During his junior campaign, Hayes posted 57 tackles (25 solo), 6.5 sacks and two quarterback pressures. He also recovered two fumbles, caused another and picked off a pass. Hayes played outside linebacker in 2005, but suffered a knee injury that caused him to play in just three contests. He finished sophomore season with seven tackles and four stops behind the line of scrimmage. Hayes first enrolled at

Bacone College before transferring to Winston-Salem in 2003. In 2004, he started two of five games he played in as a defensive end as a freshman and produced eight tackles with a stop for a loss and a quarterback pressure. He was selected by the Titans in the fourth round (103rd overall) in the 2008 NFL Draft.

### TITANS TIDBITS:

- When Hayes was a senior in high school, he attended a camp that was run by current Titans defensive end Jevon Kearse. Hayes, who admired Kearse as a football player when he was growing up, got to work out with him at the camp and now will have the chance to learn from him again on the Titans' defensive front.
- To stay in shape during the offseason in college, Hayes worked at a Coca-Cola plant helping load the distribution trucks.
- Hayes is the first player from Winston-Salem State to be selected in the NFL Draft since 1996 when the Atlanta Falcons drafted running back Richard Huntley.
- Hayes is very thankful for his family and credits their support as one of the main reasons he was drafted in the NFL. Hayes' father, Robert, was his football coach growing up all the way until high school.

Front Office

Coaching Staff

Veterans

Stevens/Hayes

2007 Season

Records

History

Playoff History

Sidelines

**CAREER HIGHLIGHTS:**

- **AS A SENIOR (2007)**, started 11 games at defensive end for the Rams and ranked second on the team with 78 tackles (46 solo). Named a co-captain for the defense and recorded a team-best 19 tackles for loss, setting his opponents back 104 yards.
- Tallied a team-high 8.5 sacks and forced a team-best seven fumbles, while hurrying opposing quarterbacks 12 times and breaking up three passes.
- Against Delaware State, recovered a fumble and returned it 16 yards for a touchdown, one of his two touchdowns on the season.
- At Norfolk State, scooped up a fumble and returned it 34 yards for a go-ahead touchdown in the Rams' last game of the season.
- **AS A JUNIOR (2006)**, became one of the team's top defensive players, seeing action in all 11 games with nine starts at defensive end. Finished the season ranked fourth on the team with 57 tackles (25 solo).
- Led the team with 6.5 sacks and notched 13 tackles for a loss, an interception, four passes defended, two quarterback hurries and two fumble recoveries.
- At Catawba, had his best individual game when he recorded seven total tackles.
- Against South Carolina State, collected a pair of sacks.
- At Norfolk State, recorded an interception in the regular season finale.
- **AS A SOPHOMORE (2005)**, appeared in just three games for the Rams, starting two contests at outside linebacker. Season was cut short because of a knee injury suffered against Virginia Union.
- Collected seven tackles with four tackles for a loss.
- **AS A FRESHMAN (2004)**, saw action in five games with two starts at defensive end. Recorded eight total tackles, a tackle for a loss of one yard and a pass defended.

**PERSONAL:**

- Single, splits time between Nashville and High Point, N.C.
- Attended High Point Andrews High School where he was a member of the Raiders' Mid State 2A Conference Championship team in 2003. Played defensive end, linebacker and tight end during his high school career.
- Also played basketball and wrestling during his high school tenure. Placed second in the state in the 215-pound division as a senior.
- Nicknamed "Sea Breeze" in high school because "I guess I was so smooth."
- Enjoys both fresh-water and salt-water fishing and is active in Christian Methodist Episcopal Church.
- Majored in sports management at Winston Salem State.
- List of favorites: (movies) "Remember the Titans" and "Scarface"; (TV Show) "Martin"; (actor) Denzel Washington; (school subject) math; (car) BMW; (video game) "Madden"; (food) chicken alfredo; (sports hero) Michael Jordan; (pro sports teams) San Francisco 49ers and Tennessee Titans.
- Born William Quintin Hayes, the son of Robert and Vivian Hayes, on May 2, 1985 in High Point, N.C.



**William Hayes' College Statistics**

Year	Team	TACKLES							INTERCEPTIONS					FUMBLES				
		GP	GS	Tot	Solo	Asst	Sk	Yds	TFL	No	Yds	Lg	TD	PD	FF	FR	Yds	SpT
2004	Winston Salem St.	5	2	8	3	5	0.0	0.0	1.0	0	0	0	0	1	0	0	-	-
2005	Winston Salem St.	3	2	7	6	1	0.0	0.0	4.0	0	0	0	0	0	0	0	-	-
2006	Winston Salem St.	11	9	57	25	32	6.5	33.0	13.0	1	0	0	0	4	1	2	0	-
2007	Winston Salem St.	11	11	78	46	37	8.5	66.0	19.0	0	0	0	0	3	7	4	0	-
<b>College Totals</b>		<b>30</b>	<b>24</b>	<b>150</b>	<b>80</b>	<b>75</b>	<b>15.0</b>	<b>99.0</b>	<b>37.0</b>	<b>1</b>	<b>0</b>	<b>0</b>	<b>0</b>	<b>8</b>	<b>8</b>	<b>6</b>	<b>0</b>	<b>-</b>



87



Lavelle  
**HAWKINS**



WIDE RECEIVER

5'11" • 190 lbs • Born: 7.12.86 • California • D4b-2008 • 126th Overall  
Edison H.S. • Stockton, CA

**COLLEGE:**

Lavelle Hawkins joins the Titans following an impressive career at the University of California. In three seasons with the Golden Bears, Hawkins developed a reputation as a dependable, sure-handed, tough-minded receiver who would make difficult catches in critical moments. He made the most of his opportunities in a talented offense that also featured DeSean Jackson at receiver. In 35 games (10 starts), Hawkins moved into 10th place in school history with 136 career receptions for 1,748 yards and 12 touchdowns. Additionally, he totaled 49 kickoff returns for 1,051 yards and one touchdown. As a senior, Hawkins' 72 receptions led the Golden Bears and ranked fourth on the school's single-season record list. The second-team All-Pac 10 performer also set career highs as a senior with 872 receiving yards and six touchdown receptions, and his 42 kickoff returns and 922 kickoff return yards broke club records. As a freshman, the Stockton, Calif., native originally committed to Louisiana State University before transferring to City College of San Francisco, where in one season he posted 23 receptions for 525 yards and four touchdowns. He then transferred to Cal for his final three seasons of eligibility. In pre-draft workouts, Hawkins ran the 40-yard dash in 4.49 seconds and bench-pressed 250 pounds. He was selected with the Titans' second pick of the fourth round (126th overall) in the 2008 NFL Draft.

**TITANS TIDBITS:**

- Hawkins and Titans running back Chris Henry were football and track teammates at Edison High School in Stockton, Calif.
- Hawkins was raised primarily by his grandmother, Janet Curley, in the Sierra Vista housing projects in Stockton due to the death of his father when he was only 18

months old and his mother "going through some things" during his childhood.

- Hawkins endured a long road to eventually find athletic and academic success at Cal. He worked tirelessly with a tutor in high school to become eligible for NCAA Division I sports and eventually enrolled at Louisiana State University in the summer of 2004. However, after LSU's first game he decided he needed to be closer to home and transferred to City College of San Francisco for one season. He then was offered a scholarship at Cal beginning in 2005, and his dream of playing major college football was fulfilled. As a senior, he earned Cal's Dink Artal award as the player showing academic commitment and improvement, and he is within a few credits of receiving his degree.

**CAREER HIGHLIGHTS:**

- **AS A SENIOR (2007)**, was second-team All-Pac 10 selection and earned team's Dink Artal award as player showing special academic commitment and improvement. Played in all 13 games (two starts) and led Bears with 72 receptions (fourth in Pac 10 with 5.53/game) and 872 receiving yards (third in Pac 10 with 67.1 per game). Reception total was fourth-highest in school history, and yardage total ranked ninth in team annals. Set career high with six touchdown receptions. Also served as Cal's primary kick returner and averaged 22.0 yards per return (42 attempts for 922 yards and one touchdown). He finished fourth in conference with 1,854 all-purpose yards, the third-best season total in school history.
- In season-opening win over Tennessee (9/1), led squad with seven receptions for 90 yards, including three-yard touchdown.
- Against Louisiana Tech (9/15), returned opening kickoff 90 yards for touchdown and added seven receptions for 87 yards.

- Against Oregon State (10/13), matched career high with nine receptions for career-best 192 yards and two touchdowns. Yardage total ranked sixth in school history. Scored on touchdowns of 64 and 10 yards.
- **AS A JUNIOR (2006)**, earned honorable mention All-Pac 10 honors after finishing second on team with 46 receptions for 705 yards (15.3 avg.) and five touchdowns. Played in all 13 games with five starts.
- Against Minnesota (9/9), tallied first 100-yard game of career with nine receptions for 125 yards and 42-yard touchdown.
- At Oregon State (9/30), recorded second-best yardage total of career with 128 yards and one touchdown on six receptions.
- In Holiday Bowl win over Texas A&M (12/28), recorded four receptions for 33 yards and four-yard touchdown.
- **AS A SOPHOMORE (2005)**, played nine games with three starts in first season at California. Finished season with 18 receptions for 171 yards (9.5 avg.) and one touchdown. Also rushed three times for 31 yards and returned seven kickoffs for 129 yards.
- **AS A FRESHMAN (2004)**, enrolled at Louisiana State University for summer camp but then transferred after one game to City College of San Francisco. Appeared in seven games at City College and caught 23 passes for 525 yards (22.8 avg) and four

touchdowns. Also recorded three kickoff returns for 145 yards and one touchdown, nine punt returns for 135 yards and one touchdown, and one interception playing cornerback.

- Majored in social welfare at Cal.

### PERSONAL:

- Single, splits time between Nashville and Stockton, Calif.
- Named Parade All-American and *Stockton Record's* Area Player of the Year at Edison (Stockton, Calif.) High School, where he gained more than 1,000 yards receiving and 800 yards rushing as a senior. Caught 53 passes for nearly 1,000 yards and 12 touchdowns as junior, adding 75 tackles, four interceptions, three forced fumbles and two sacks at free safety.
- List of favorites: (movies) "300" and "Shooter"; (TV shows) "Martin" and "The Jamie Foxx Show"; (actor) Denzel Washington; (music artist) Lyfe Jennings; (school subject) math; (car) Dodge Charger Hemi; (video games) Call of Duty 4 and NCAA Football; (sports heroes) John Randle, Anquan Boldin, Steve Smith, Chad Johnson and Terrell Owens; and (food) Mexican food.
- Born Lavelle Lamar Hawkins on July 12, 1986 in Stockton, Calif.

## Lavelle Hawkins' College Statistics

		RECEIVING						RUSHING					
Year	Team	GP	GS	No	Yds	Avg	Lg	TD	Att	Yds	Avg	Lg	TD
2004	C.C. SF	7	7	23	525	22.8	56	4	1	-2	-2.0	-2	0
2005	California	9	3	18	171	9.5	33	1	3	31	10.3	15	0
2006	California	13	5	46	705	15.3	44	5	3	36	12.0	19	0
2007	California	13	2	72	872	12.1	64	6	7	60	8.6	26	0
<b>College Totals</b>		<b>42</b>	<b>17</b>	<b>159</b>	<b>2,273</b>	<b>14.3</b>	<b>64</b>	<b>16</b>	<b>14</b>	<b>125</b>	<b>8.9</b>	<b>26</b>	<b>0</b>

		KICKOFF RETURNS					PUNT RETURNS				
Year	Team	No	Yds	Avg	Lg	TD	No	Yds	Avg	Lg	TD
2004	C.C. SF	3	145	48.3	89	1	9	135	15.0	65	1
2005	California	7	129	18.4	29	0	0	0	0	0	0
2006	California	0	0	0.0	0	0	0	0	0	0	0
2007	California	42	922	21.4	90	1	0	0	0	0	0
<b>College Totals</b>		<b>52</b>	<b>1,196</b>	<b>23.0</b>	<b>90</b>	<b>2</b>	<b>9</b>	<b>135</b>	<b>15.0</b>	<b>65</b>	<b>1</b>

### California Single-Game Highs

#### Receiving

Receptions - 9 (two times, last vs. Oregon State 10/13/07)

Receiving Yards - 192 vs. Oregon State (10/13/07)

Long Reception - 64 vs. Oregon State (10/13/07)

#### Rushing

Rushing Attempts - 3 vs. USC (11/10/07)

Rushing Yards - 26 at Stanford (12/1/07)

Long Rush - 26 at Stanford (9/11/07)

#### Kickoff Returns

Returns - 7 at Washington (11/17/07)

Return Yards - 150 at Washington (11/17/07)

Touchdowns - 1 vs. Louisiana Tech (9/15/07)

Long Return - 90 vs. Louisiana Tech (9/15/07)



59

Stanford  
KEGLAR

LINEBACKER

6'2" • 240 lbs • Born: 7.4.85 • Purdue • D4c-2008 • 134th Overall  
Pike H.S. • Indianapolis, IN

**COLLEGE:**

Stanford Keglar is a physical and athletic player that will battle for playing time as a reserve linebacker and special teams contributor. With his chiseled frame and outstanding foot speed, he has the size and quickness to be a threat as an outside linebacker. Keglar started 41 of 50 games he played in at Purdue, recording 250 tackles (153 solo), including 1.5 sacks and 13 stops for loss. He registered two fumble recoveries, two forced fumbles, three interceptions and 12 passes defended during his four-year career with the Boilermakers. Keglar closed out his collegiate career starting all 13 games as a senior and collecting 70 tackles (39 solo), four stops for losses and three passes defended. As a junior in 2006, he notched 69 tackles (46 solo) with two stops behind the line of scrimmage while starting 10 of 14 contests. He caused and recovered a fumble, broke up five passes and intercepted another. He was selected by the Titans in the fourth round (134th overall) in the 2008 NFL Draft.

**TITANS TIDBITS:**

- Keglar is a classically-trained pianist. His mother, Robbia, made each of her five children take piano lessons when they were young. Keglar played in front of his church and competed in a state competition when he was 12 and 13, winning a first place ribbon for his efforts.
- Keglar enjoyed an impressive showing at the 2008 NFL Combine, finishing first in seven agility tests the outside linebackers were put through in Indianapolis. He prepared for the event under the guidance of former Cincinnati Bengals first-round pick David Pollack. "He's an unbelievable athlete," Pollack said. "He has balance, explosion and great flexibility. He has a lot of gifts. He's a guy you can tell that works hard every single day. He trains hard and

we competed hard going against each other every day."

- Keglar was an accomplished swimmer in high school. He set the school record in the 100 butterfly and the 200 medley relay and was the sectional winner in the 50 freestyle as a junior.

**CAREER HIGHLIGHTS:**

- **AS A SENIOR (2007)**, named a defensive captain and started all 13 games at weak-side outside linebacker for the Boilermakers, finishing fourth on the team with 70 tackles (39 solo) with four stops for losses and three passes defended. Had at least five tackles in eight contests.
- Against Notre Dame, led the team with nine tackles (5 solo), a pass defended and a tackle for loss in the 33-19 victory over the Irish.
- Against Ohio State, finished second on the team with seven tackles (6 solo).
- Against Iowa, collected four tackles, including a tackle for loss.
- **ASA JUNIOR (2006)**, appeared in all 14 games, including 10 starts and had 69 tackles (46 solo), including two stops for loss. Registered five pass breakups, one interception, one forced fumble and one fumble recovery.
- Against Miami (Ohio), notched eight tackles and a forced fumble.
- Against Ball State, established a career high with 10 tackles and a fumble recovery.
- At Notre Dame, recorded six tackles.
- Against Maryland in Champs Sports Bowl, tallied a team-leading nine tackles.
- **AS A SOPHOMORE (2005)**, appeared in 10 games with six starts and ranked fourth on team with 50 tackles (30 solo), including three stops for a loss and a sack. Collected a pass breakup, an interception and a fumble recovery.
- At Arizona, recorded seven tackles, including career-high matching two for loss and career-high one sack.

- At Wisconsin, totaled a season-high nine tackles and recovered fumble.
- Against Illinois, equaled a season high of nine tackles to go with an interception.
- **AS A REDSHIRT FRESHMAN (2004)**, started all 12 games and ranked fourth on team with 61 tackles (38 solo), including four stops for loss and a half a sack. Tallied three pass breakups, an interception and a forced fumble.
- At Notre Dame, recorded seven tackles.
- At Penn State, notched a season-high eight tackles with a pass defended.
- At Iowa, equaled a season high of eight tackles, including career-high two stops for loss.
- Against Ohio State, collected an interception to thwart a comeback attempt by Buckeyes with 1:35 remaining in game.
- **AS A FRESHMAN (2003)**, appeared in one game against Arizona, playing on special teams before sustaining high right ankle sprain. Was redshirted for the remainder of the 2003 season.

**PERSONAL:**

- Single, splits time between Nashville and Indianapolis, Ind.
- Attended Pike (Indianapolis, Ind.) High School, playing linebacker and running back. Earned honorable mention All-State, first-team All-County and first-team All-Conference selection as a senior. In his final season, recorded 83 tackles, including five sacks, with two forced fumbles, two fumble recoveries and one interception. On offense, he rushed for 717 yards on 82 carries (8.7 avg.) with five touchdowns, adding a 20-yard touchdown catch as the team won the conference championship.
- Rated the eighth-best player in Indiana and the 26th-ranked outside linebacker nationally by Rivals.com. Also rated the 51st-best player in the Midwest by Super Prep.
- Was an avid four-year swimmer in high school, participating in the 100 butterfly, 50 freestyle, 200 medley relay, 200 freestyle

relay. Set the school record in the 100 butterfly and the 200 medley relay. Was the sectional winner in the 50 freestyle as a senior.

- Participated in track and field, throwing shot put and discus, while running on 4x100 relay team. Placed third in the state finals in the discus in 2002.
- His father, Shelvy, played basketball at Arkansas State and his uncle, Robert Lee Stewart, played football at Oklahoma in the mid-1970s. His brother, Shelvy Jr., ran track at Arkansas State.
- Enjoys playing pool, watching movies and listening to music in his free time.
- Graduated with a degree in sociology in May 2008.
- List of favorites: (movies) "Apocalypto," "Menace II Society" and "300"; (TV Shows) "Family Guy," "Moment of Truth," "UFC" and "Everybody Loves Raymond"; (actors) Denzel Washington and Will Smith; (school subject) Earth Space Science; (car) GMC Denali; (book) "Brave New World" by Aldous Huxley; (video games) "Mario Kart" and "Tekken"; (food) chicken parmesan; (sports heroes) Michael Jordan and Terrell Davis; (pro sports team) Indiana Pacers.
- Born Stanford Sherock Keglar, the son of Shelvy and Robbia Keglar, on July 4, 1985 in Indianapolis, Ind.



**Stanford Keglar's College Statistics**

Year	Team	GP	GS	TACKLES					INTERCEPTIONS					FUMBLES				
				Tot	Solo	Asst	Sk	Yds	TEL	No	Yds	Lg	TD	PD	EE	ER	TD	SpT
2003	Purdue	1	0	0	0	0	0.0	0	0	0	0	0	0	0	0	0	0	-
2004	Purdue	12	12	61	38	23	0.5	3	4.0	1	6	6	0	3	1	0	0	-
2005	Purdue	10	6	50	30	20	1.0	2	3.0	1	8	8	0	1	0	1	0	-
2006	Purdue	14	10	69	46	23	0.0	0	2.0	1	14	14	0	5	1	1	0	-
2007	Purdue	13	13	70	39	31	0.0	0	4.0	0	0	0	0	3	0	0	0	-
<b>College Totals</b>		<b>50</b>	<b>41</b>	<b>250</b>	<b>153</b>	<b>97</b>	<b>1.5</b>	<b>5</b>	<b>13.0</b>	<b>3</b>	<b>28</b>	<b>14</b>	<b>0</b>	<b>12</b>	<b>2</b>	<b>2</b>	<b>0</b>	<b>-</b>

41

Cary  
**WILLIAMS****CORNERBACK**

6'1" • 185 lbs • Born: 12.23.84 • Washburn • D7-2008 • 229th Overall  
Chaminade-Madonna H.S. • Hollywood, FL

**COLLEGE:**

Cary Williams possesses speed, raw athleticism and considerable upside, qualities that made him a worthy seventh-round draft choice for the Titans. The tall and rangy cornerback was one of the elite defensive backs in the small college ranks, emerging from his senior season at Washburn University with consensus NCAA Division II All-American honors. He spent three years (2005-07), including one redshirt season, with the Washburn Ichabods after playing his first two college seasons at Fordham University. In his time at Washburn, he started all 23 games and totaled 94 tackles, 11 interceptions, 12 passes defended and one fumble recovery. Additionally, he returned 27 kickoffs for 689 yards (25.5 avg.) and two touchdowns and had one reception for a 68-yard touchdown. As a senior, he led the team with seven interceptions and 17 kickoff returns for a 28.6-yard average. In two seasons at Fordham, he appeared in 13 games and tallied 18 tackles, two passes defended, one fumble recovery and nine kickoff returns. Williams forced NFL scouts to take notice in a pro-day workout, running a 4.43-second 40-yard dash. The Titans selected him in the seventh round (229th overall) of the 2008 NFL Draft.

**TITANS TIDBITS:**

- A seventh-round draft selection and small-college success story, Williams overcame harsh circumstances in his youth before achieving fame on the football field. He moved in with his cousin, Calvin Golson, when he was only 13 years old after his parents were no longer able to care for him. Williams spent time in three high schools in the Miami, Fla., area before attending Fordham University and later Washburn University.

- To support himself financially in college, Williams spent time working at Target, FedEx and a Frito-Lay plant.

- When Williams participated in the Washburn's pro timing day early in the 2008 offseason, only one NFL scout was in attendance. But the University of Kansas then allowed him to take part in its pro day, providing an audience of representatives from most teams in the NFL. Williams impressed with a 4.43-second 40-yard dash and drew favorable athletic comparisons to Jayhawks cornerback Aqib Talib, an eventual first-round selection in the 2008 NFL Draft.

**CAREER HIGHLIGHTS:**

- **AS A SENIOR (2007)**, started all 12 games at right cornerback and earned consensus NCAA Division II All-American honors. Led team and ranked sixth in Division II football with seven interceptions (second in team history) for 164 yards and one touchdown and was named All-MIAA kickoff returner with 17 returns for 487 yards (28.6 avg.) and two touchdowns. Added career-high 56 tackles, one fumble recovery and one pass reception for 68-yard touchdown.

- In season opener against Chadron State (8/25), returned kickoff 94 yards for touchdown.

- Against Missouri Southern (10/6), recorded 68-yard touchdown reception, 100-yard kickoff return for touchdown and 36-yard interception return.

- **AS A JUNIOR (2006)**, started all 11 games for Ichabods at right cornerback and ranked second on squad with four interceptions. Added 38 tackles, one tackle for loss, five passes defended and 10 kickoff returns for 202 yards.

- In season opener against Colorado School of Mines (9/2) and first action at Washburn,

recorded career-high two interceptions.

- In 2005, sat out in redshirt season after transferring to Washburn.
- **AS A SOPHOMORE (2004)**, appeared in seven games for Fordham with one start. Totaled 15 tackles, two passes defended, one fumble recovery and nine kickoff returns for 177 yards.
- **AS A FRESHMAN (2003)**, played in six games for Fordham and collected three solo tackles.
- Majored in sports management at Washburn.

**PERSONAL:**

- Single, splits time between Nashville and Miami, Fla.
- Attended Chaminade-Madonna College Preparatory (Hollywood, Fla.) as a senior after originally attending Flanagan (Pembroke Pines, Fla.) High School as a freshman and sophomore and Coral Gables (Miami, Fla.) High School as a junior. Played receiver and defensive back.
- List of favorites: (movie) "Gladiator"; (TV show) "Martin"; (actor) Denzel Washington; (music artist) Jay-Z; (school subject) facility management; (car) Cadillac CTS; (book) "The Autobiography of Malcolm X: As Told to Alex Haley";

(video games) Call of Duty 4 and MLB 2008 The Show; (sports team other than Titans) Atlanta Braves; (sports heroes) Deion Sanders, Michael Irvin and Michael Jordan; and (food) fried chicken, collard greens, macaroni & cheese, candy yams.

- Born Cary Eric Williams on Dec. 23, 1984 in Miami, Fla.



**Cary Williams' College Statistics**

Year	Team	TACKLES							INTERCEPTIONS				FUMBLES		
		GP	GS	Tot	Solo	Asst	Sk	Yds	No	Yds	TD	PD	FF	ER	Yds
2003	Fordham	6	0	3	3	0	0.0	0.0	0	0	0	0	0	0	0
2004	Fordham	7	1	15	9	6	0.0	0.0	0	0	0	2	0	1	0
2006	Washburn	11	11	38	30	8	0.0	0.0	4	10	0	5	0	0	0
2007	Washburn	12	12	56	37	19	0.0	0.0	7	164	1	7	0	1	0
<b>Totals</b>		<b>36</b>	<b>24</b>	<b>112</b>	<b>79</b>	<b>33</b>	<b>0.0</b>	<b>0.0</b>	<b>11</b>	<b>174</b>	<b>1</b>	<b>14</b>	<b>0</b>	<b>2</b>	<b>0</b>

**KICKOFF RETURNS**

Year	Team	No	Yds	Avg	Lg	TD
2004	Fordham	9	177	19.7	26	0
2006	Washburn	10	202	20.2	29	0
2007	Washburn	17	487	28.6	100	2
<b>Totals</b>		<b>36</b>	<b>866</b>	<b>24.1</b>	<b>100</b>	<b>2</b>

**Single-Game Highs at Washburn**

- Tackles - 7 (three times, last at Southwest Baptist 11/10/07)
- Fumble Recoveries - 1 at West Texas A&M (11/17/07)
- Interceptions - 2 vs Colorado Mines (9/2/06)
- Touchdowns - 1 vs Central Missouri (9/22/07)
- Passes Defended - 3 vs Colorado Mines (9/2/06)

**Kickoff Returns**

- Returns - 3 (four times, last vs. Truman 10/20/07)
- Return Yards - 124 vs Chadron State (8/25/07)
- Long Return - 100 vs Missouri Southern (10/6/07)
- Touchdowns - 1 (two times, last vs. Missouri Southern (10/6/07)

**Additional Washburn Statistics**

- Receiving - 1 for 68-yard touchdown (2007)



Front Office  
Coaching Staff  
Veterans  
C. Williams  
2007 Season  
Records  
History  
Playoff History  
Sidelines



**BARRY BOOKER • DE • 6-4 • 285 • VIRGINIA TECH**

Signed by Titans as an undrafted free agent on May 2, 2008... during four-year career at Virginia Tech played in 40 games with 26 starts and totaled 110 tackles, 19.5 tackles for loss, 5.5 sacks, four forced fumbles and two fumbled recoveries...as a senior was voted All-ACC second-team choice and started all 14 games, registering 46 tackles, two forced fumbles and career highs of 10.5 tackles for loss and four sacks...as a junior, played in 13 games with 12 starts and tallied a career high 52 tackles, seven tackles for loss, and 1.5 sacks...as a sophomore, played in 13 games registering 13 tackles and one fumble recovery...as a freshman, played in one game recording two tackles...majored in apparel, housing and resource management...at Amherst County (Va.) High School recorded 68 tackles and 13 sacks as a defensive end while rushing 250 yards and catching nine passes for three touchdowns as a tight end and fullback during his senior year...born Barry Nathaniel Booker, Jr. on Nov. 13, 1985 in Fort Campbell, Ky.



**OMAR CUFF • RB • 5-10 • 195 • DELAWARE**

Signed by Titans as an undrafted free agent on May 2, 2008...played 41 games with 34 starts at Delaware where he ran for 4,364 yards and 65 touchdowns, while catching 129 passes for 1,256 yards and eight touchdowns...as a senior, started all 15 games recording career highs with 1,945 rushing yards and 35 touchdowns on 398 carries...caught 55 passes for 554 yards and four touchdowns...voted All-American by Walter Camp Foundation, The Sports Network, American Football Coaches Association, *College Sporting News*, and the *Associated Press* and was voted first team All-Colonial Athletic Association...as a junior, only played in seven games, starting five, because of an ankle injury...notched 541 yards on 124 carries and eight touchdowns...caught 31 passes for 277 yards...as a sophomore was third-team All-American and first team All-Atlantic Conference...recorded 1,205 yards on 249 carries and 14 touchdowns, while grabbing 41 balls for 414 yards and four touchdowns...as a freshman, played in eight games starting three and tallied 673 yards on 154 carries and eight touchdowns...received a degree in theater production with a minor in Black American studies...recording over 4,000 all-purpose yards at Roosevelt High School (Greenbelt, Md.) and then C.H. Flowers in Springdale, Md...won the indoor 300-meter and 4x400-meter relay regional championships as a senior...born Anthony Omar Cuff on Sept. 24, 1984.



**JERRELL FREEMAN • LB • 6-0 • 220 • MARY-HARDIN BAYLOR**

Signed by Titans as an undrafted free agent on May 2, 2008...played four years at Mary-Hardin Baylor recording 311 tackles, 48.5 tackles for loss, 15 sacks, six interceptions, and 16 passes defended...as a senior, received All-American honors from D3football.com, AFCA and *Associated Press*...tallied 112 tackles, 18.5 tackles for loss, six sacks, seven passes defended and scored a touchdown on a blocked punt...as a junior, recorded 96 tackles, 16 tackles for loss, 5.5 sacks, four interceptions, two forced fumbles and a fumble recovery which was returned for a touchdown...was voted All-American by AFCA, *Associated Press*, and D3football.com...as a sophomore was a first-team All-American Southwest Conference selection...recorded 68 tackles, 12.5 tackles for loss, three sacks, four passes defended and two interceptions...as a freshman, recorded 35 tackles in a reserve role...majored in criminal justice...was an All-State performer at University High School in Waco, Texas...also lettered in track...born Jerrell Alexander Freeman on May 1, 1986.


**TONY JOINER • S • 6-0 • 210 • FLORIDA**

Signed by Titans as an undrafted free agent on May 2, 2008... played 47 games with 27 starts during a four-year career at Florida... amassed 156 tackles, five interceptions, three forced fumbles and 9.5 tackles for loss... as a senior, appeared in all 13 games with 12 starts... recorded a career high 64 tackles, two interceptions, four passes defended and one forced fumble... as a junior, started all 14 games recording 59 tackles, two interceptions, and a career-high eight passes defended... as a sophomore, played in 12 games with one start and recorded 27 tackles, one interception, fumble recovery and forced fumble... as a freshman, played a significant role on special teams while recording six tackles for the Gators... majored in recreation programming... at Haines City High School recorded over 200 tackles and 10 interceptions during his last two seasons... also lettered in baseball and basketball... was a professional baseball prospect... born Tony Joiner on Dec. 8, 1985, in Haines City, Fla.


**RAFAEL LITTLE • RB • 5-9 • 195 • KENTUCKY**

Signed by Titans as an undrafted free agent on May 2, 2008... enters rookie season rehabilitating knee injury suffered at the Senior Bowl... played in 39 games with 31 starts with Wildcats and recorded 2,996 rushing yards, 1,324 receiving yards, 854 punt return yards and 169 kick return yards for a total of 5,343 career all-purpose yards... as a senior, played in 10 games rushing for 1,013 yards and three touchdowns while tallying 347 yards receiving on 42 catches and one touchdown... recorded 127 yards on 19 punt returns... as a junior, played in nine games and recorded 673 yards on 140 carries and three touchdowns while tallying 392 yards receiving on 31 catches and two touchdowns... recorded 317 yards on 14 punt returns (22.6 ypg) and one touchdown... as a sophomore, started all 11 games and rushed for 1,045 yards on 197 carries and nine touchdowns while recording career highs in catches (46) and receiving yards (449)... recorded a career high 355 yards on 21 punt returns... as a freshman, played in nine games with three starts and rushed for 265 yards and one touchdown, in addition to tallying 136 receiving yards on 12 catches and one touchdown... majored in family and consumer sciences... attended T.L. Hanna in Anderson, S.C., where he scored 90 career rushing, receiving, kick return and defensive touchdowns... lettered four years in basketball scoring over 1,000 career points... born Rafael Jamaal Little on Sept. 23, 1986.


**BROCK PASTEUR • OT • 6-5 • 300 • STEPHEN F. AUSTIN**

Signed by Titans as an undrafted free agent on May 2, 2008... started 21 of 22 games played for the Stephen F. Austin Lumberjacks... also played two seasons at Mesabi Range Community College in Minnesota after initially transferring from Nebraska... as a senior, started all 11 games and received honorable mention All-Southland Conference... as a junior, played in 11 games with 10 starts and garnered second-team All-Southland Conference in his first season at Stephen F. Austin... two-year letter winner at Mesabi Range Community College, where he was a first-team JC Gridiron All-American selection as well as being voted honorable mention for the NJCAA All-American team... was a three-year letter winner at University High School in Orlando, Fla... also lettered in track and field and weightlifting... his father, Robert Pasteur, played for the Kansas City Chiefs... born Brock Allen Pasteur on Nov. 25, 1983 in Pittsburgh, Pa.





## JASON RIVERS • WR • 6-1 • 200 • HAWAII

Signed by the Titans as an undrafted free agent on May 2, 2008...played in 50 games with 41 starts and recorded 3,776 receiving yards and 32 touchdowns on 285 catches...as a senior, recorded 92 receptions for 1,174 yards (12.8 avg.) and 13 touchdowns...as a junior, the All-WAC second team selection collected 72 receptions for 1,178 yards (16.4 avg.) and 10 touchdowns...recorded NCAA record 308 receiving yards against Arizona State on Dec. 23, 2006...as a sophomore, started all 13 games and registered 80 receptions for 973 yards (12.2 ypc) and seven touchdowns...as a true freshman, appeared in 11 games and caught 41 balls for 451 yards (11 ypc) and two touchdowns...majored in architecture...the two-time all-state receiver lettered three years in football, four years in basketball, and two years in track and field...also named two-time all-state basketball player and was the 100 and 200-meter state champion during his senior year...is Samoan and is a native Hawaiian...married to the former Rachael Runnels, they have one son, Jason K.T. Rivers...born Jason Franklin Rivers on May 12, 1984 in Honolulu, Hawaii.



## ROCKY SCHWARTZ • S • 5-10 • 200 • HOUSTON

Signed by the Titans on June 12, 2008...originally signed by the New Orleans Saints as an undrafted free agent on May 5, 2008...waived by the Saints on May 27...during a four-year career at the University of Houston, Schwartz played both strong safety and outside linebacker...recorded 311 tackles, five interceptions, and forced three fumbles during his career...as a senior, played in all 13 games with 12 starts...as a senior, recorded 103 tackles, two interceptions, two fumble recoveries and three forced fumbles...as a junior, notched 11 tackles, but was lost to a knee injury for the rest of the season...as a sophomore, led the team with 114 tackles and ranked third with six pass breakups...recorded 21 stops against conference rival Central Florida...selected to third-team All-Conference-USA...as a freshman, started all 11 games for the Cougars and posted 83 tackles and three interceptions...selected to the Conference USA All-Freshman team...lettered in football, baseball, track and was a two-time state qualifier in wrestling during his high school career in Bradenton, Fla...played quarterback in high school passing for 850 yards and five touchdowns, while rushing for 822 yards and 16 scores... also had three punt returns for touchdowns... born Roderick Evan Schwartz II in Bradenton, Fla., on Aug. 27, 1984.



## ERIC SCOTT • C • 6-3 • 300 • KENTUCKY

Signed by the Titans as an undrafted free agent on May 2, 2008...played in 41 games with 17 starts at Kentucky...as a senior, started all 13 games at center...as a junior, played six games with one start at right guard...as a sophomore, played in all 11 games at tight end and defensive end...recorded four tackles and a sack...as a freshman, played in 11 games with three starts at tight end and posted 13 receptions for 111 yards...received a degree in communications...four-year letterman in football and track and field and a four-year letterman in basketball at Etowah High School in Woodstock, Ga...his uncle, Glen Young, played with the Cleveland Browns and the Philadelphia Eagles...married to Veronica Scott and has one daughter, Victoria Marie...born Eric Scott on April 29, 1984 in Memphis, Tenn.



**FERNANDO VELASCO • C/G • 6-4 • 304 • GEORGIA**

Signed by the Titans as an undrafted free agent on May 2, 2008...played in 50 games with 26 starts...as a senior, started all 13 games at center and received All-SEC second-team honors...as a junior, started all 13 games at strong-side offensive guard and earned SEC Offensive Lineman of the Week honors vs. UAB...as a sophomore, played in 12 games...as a freshman, played in 12 games mostly on special teams...received a degree in health and physical education...four-year letterman at Jefferson County High School in Wrens, Ga... selected as a member of the Georgia All-State team as a senior...born on Feb. 22, 1985.



**EDWARD WILLIAMS • WR • 6-4 • 215 • LANE COLLEGE**

Signed by the Titans as an undrafted free agent on May 2, 2008...started 24 of 26 career games for the Dragons and caught 110 passes for 1,608 yards and 13 touchdowns...as a senior, recorded 32 receptions for 425 yards (13.3 avg.) and a touchdown...as a junior, collected 36 receptions for 554 yards (15.4 avg.) and five touchdowns...as a sophomore, his first season at Lane College, snared 42 receptions for 629 yards (15.0 avg.) and seven touchdowns and was selected All-Southern Intercollegiate Athletic Conference...received a degree in elementary education...attended Robert E. Lee High School in Montgomery, Ala...born on Nov. 24, 1982.

**2008 Tennessee Titans Draft Class**



*Pictured from L to R (back row) DL Jason Jones (91), DE William Hayes (95), TE Craig Stevens (88), LB Stanford Kegl (59), (front row) RB Chris Johnson (29), WR Lavelle Hawkins (87), CB Cary Williams (41).*

Front Office  
Coaching Staff  
Veterans  
Undrafted FAs  
2007 Season  
Records  
History  
Playoff History  
Sidelines

# ALPHABETICAL ROSTER

Front Office

Coaching Staff

Veterans

Team Roster

2007 Season

Records

History

Playoff History

Sidelines

NO.	NAME	POS.	HT.	WT.	BIRTH-DATE	NFL EXP.	COLLEGE
56	...Allred, Colin	LB	6-1	238	4/15/83	1	Baylor
54	...Amano, Eugene	C/G	6-3	310	3/1/82	5	SE Missouri State
58	...Amato, Ken	LB/LS	6-2	245	5/18/77	6	Montana State
98	...Ball, Dave	DE	6-5	277	1/4/81	4	UCLA
2	...Bironas, Rob	K	6-0	215	1/29/78	4	Georgia Southern
84	...Blakley, Dwayne	TE	6-5	257	8/10/79	5	Missouri
72d	...Booker, Barry	DT	6-4	285	11/13/85	R	Virginia Tech
97	...Brown, Tony	DT	6-3	290	9/29/80	4	Memphis
53	...Bulluck, Keith	LB	6-3	235	4/4/77	9	Syracuse
40	...Cain, Jeremy	FB/LS	6-1	245	3/24/80	3	Massachusetts
49	...Campbell, Kurt	LB	6-1	227	8/30/82	3	Albany
28	...Carr, Chris	DB	5-10	180	4/30/83	4	Boise State
26	...Cole, Marquice	CB	5-10	190	11/13/83	1	Northwestern
5	...Collins, Kerry	QB	6-5	245	12/30/72	14	Penn State
77	...Conover, Sean	DE	6-5	275	7/31/84	3	Bucknell
51	...Cordova, Jorge	LB	6-1	244	9/25/81	4	Nevada
48	...Cramer, Casey	FB	6-2	250	1/5/82	4	Dartmouth
83	...Crumpler, Alge	TE	6-2	262	12/23/77	8	North Carolina
38o	...Cuff, Omar	RB	5-10	195	9/24/84	R	Delaware
17	...Davis, Chris	WR	5-10	181	1/23/84	2	Florida State
82	...Ealy, Biren	WR	6-3	207	7/1/84	2	Houston
31	...Finnegan, Cortland	CB	5-10	188	2/2/84	3	Samford
94	...Fisher, Bryce	DE	6-3	265	5/12/77	8	Air Force
78	...Ford, Jacob	DE	6-4	256	7/20/83	2	Central Arkansas
52	...Fowler, Ryan	LB	6-3	250	5/20/82	5	Duke
47	...Freeman, Jerrell	LB	6-0	220	5/1/86	R	Mary-Hardin Baylor
22	...Fuller, Vincent	S	6-1	190	8/3/82	4	Virginia Tech
12	...Gage, Justin	WR	6-4	212	1/24/81	6	Missouri
35	...Ganther, Quinton	RB	5-9	214	7/15/84	1	Utah
33	...Griffin, Michael	S	6-0	202	1/4/85	2	Texas
45	...Hall, Ahmard	FB	5-11	242	11/13/79	3	Texas
20	...Harper, Nick	CB	5-10	182	9/10/74	8	Fort Valley State
64	...Harris, Leroy	G/C	6-3	302	6/6/84	2	N.C. State
87	...Hawkins, Lavelle	WR	5-11	190	7/12/86	R	California
95	...Hayes, William	DE	6-3	272	5/2/85	R	Winston-Salem State
92	...Haynesworth, Albert	DT	6-6	320	6/17/81	7	Tennessee
42	...Henry, Chris	RB	5-11	230	6/6/85	2	Arizona
15	...Hentrich, Craig	P/K	6-3	213	5/18/71	15	Notre Dame
21	...Hill, Reynaldo	CB	5-11	185	8/28/82	4	Florida
24	...Hope, Chris	S	6-0	208	9/29/80	7	Florida State
99	...Johnson, Antonio	DT	6-3	310	12/8/84	2	Mississippi State
29	...Johnson, Chris	RB	5-11	200	9/23/85	R	East Carolina
39	...Joiner, Tony	S	6-0	210	12/8/85	R	Florida
81	...Jones, Brandon	WR	6-1	212	10/6/82	4	Oklahoma

# ALPHABETICAL ROSTER

NO.	NAME	POS.	HT.	WT.	BIRTH-DATE	NFL EXP.	COLLEGE
91	Jones, Jason	DL	6-5	275	5/23/86	R	Eastern Michigan
90	Kearse, Jevon	DE	6-4	265	9/3/76	10	Florida
59	Keglar, Stanford	LB	6-2	240	7/4/85	R	Purdue
30	King, Eric	CB	5-10	185	5/10/82	4	Wake Forest
	Little, Rafael	RB	5-9	195	9/23/86	R	Kentucky
70	Loper, Daniel	T	6-6	320	1/15/82	4	Texas Tech
37	Lowry, Calvin	S	5-11	200	2/13/83	3	Penn State
62	Lucas, Enoka	C/G	6-3	299	4/29/84	1	Oregon
3	Martin, Ingle	QB	6-2	220	8/15/82	2	Furman
68	Mawae, Kevin	C	6-4	289	1/23/71	15	Louisiana State
19	McCareins, Justin	WR	6-2	215	12/1/78	8	Northern Illinois
4	Miller, Josh	P	6-4	225	7/14/70	12	Arizona
36	Mitchell, Shirdonya	CB	5-11	183	5/16/82	1	Missouri
69	Murphy, Jason	C	6-2	304	8/7/82	1	Virginia Tech
23	Nickey, Donnie	S	6-3	210	4/25/80	6	Ohio State
66	Otto, Mike	T	6-5	308	7/24/83	1	Purdue
75	Pasteur, Brock	T	6-5	300	11/23/83	R	Stephen F. Austin
85	Petrowski, Jamie	TE	6-4	262	7/12/82	1	Indiana State
13	Rivers, Jason	WR	6-1	200	5/12/84	R	Hawaii
71	Roos, Michael	T	6-7	315	10/5/82	4	Eastern Washington
80	Scaife, Bo	TE	6-3	249	1/6/81	4	Texas
38d	Schwartz, Rocky	S	5-10	200	8/27/84	R	Houston
60	Scott, Eric	C	6-3	300	4/29/84	R	Kentucky
73	Scott, Jake	G	6-5	295	4/16/81	5	Idaho
72o	Snell, Isaac	G	6-6	288	10/4/81	3	North Dakota State
57	Stamer, Josh	LB	6-2	242	10/11/77	6	South Dakota
44	Stephens, Leonard	TE	6-3	252	7/9/78	3	Howard
88	Stevens, Craig	TE	6-3	255	9/1/84	R	California
76	Stewart, David	T	6-7	318	8/28/82	4	Mississippi State
67	Taylor, Eric	DT	6-2	309	12/14/81	1	Memphis
8	Thompson, Paul	QB	6-4	216	11/23/83	1	Oklahoma
50	Thornton, David	LB	6-2	225	11/1/78	7	North Carolina
55	Tulloch, Stephen	LB	5-11	235	1/1/85	3	N.C. State
93	Vanden Bosch, Kyle	DE	6-4	278	11/17/78	8	Nebraska
61	Velasco, Fernando	C/G	6-4	304	2/22/85	R	Georgia
96	Vickerson, Kevin	DT	6-5	305	1/8/83	3	Michigan State
25	White, LenDale	RB	6-1	235	12/20/84	3	Southern California
41	Williams, Cary	CB	6-1	185	12/23/84	R	Washburn
14	Williams, Edward	WR	6-4	215	11/24/82	R	Lane College
18	Williams, Mike	WR	6-5	242	1/4/84	4	Southern California
11	Williams, Paul	WR	6-1	205	12/2/83	2	Fresno State
86	Williams, Roydell	WR	6-0	187	3/14/81	4	Tulane
79	Winkler, Ulrich	DE	6-5	265	1/4/84	1	None
10	Young, Vince	QB	6-5	233	5/18/83	3	Texas

Front Office

Coaching Staff

Veterans

Team Roster

2007 Season

Records

History

Playoff History

Sidelines

# HOW THE TITANS WERE BUILT

Front Office

Coaching Staff

Veterans

Roster Origins

2007 Season

Records

History

Playoff History

Sidelines

<b>YEAR</b>	<b>DRAFTEES (33)</b>	<b>FREE AGENTS (52)</b>	<b>TRADES/WAIVERS (3)</b>
<b>2008</b>	RB Chris Johnson (1) DL Jason Jones (2) TE Craig Stevens (3) DE William Hayes (4a) WR Lavelle Hawkins (4b) LB Stanford Keglra (4c) CB Cary Williams (7)	DT Eric Taylor (FA) DE Dave Ball (FA) CB Shirdonya Mitchell (FA) C/G Enoka Lucas (FA) QB Paul Thompson (FA) TE Alge Crumpler (FA) DE Jevon Kearse (FA) G Jake Scott (UFA-IND) WR Justin McCareins (FA) TE Dwayne Blakley (UFA-ATL) LB Josh Stamer (UFA-BUF) DB Chris Carr (RFA-OAK) P Josh Miller (FA) DT Barry Booker (FA) RB Omar Cuff (FA) LB Jerrell Freeman (FA) S Tony Joiner (FA) RB Rafael Little (FA) T Brock Pasteur (FA) WR Jason Rivers (FA) C Eric Scott (FA) C/G Fernando Velasco (FA) WR Edward Williams (FA) S Rocky Schwartz (FA) G Isaac Snell (FA)	
<b>2007</b>	DB Michael Griffin (1) RB Chris Henry (2) WR Paul Williams (3) G/C Leroy Harris (4a) WR Chris Davis (4b) DT Antonio Johnson (5) DE Jacob Ford (6b) T Mike Otto (7)	CB Nick Harper (UFA-IND) LB Ryan Fowler (RFA-DAL) WR Justin Gage (UFA-CHI) FB/LS Jeremy Cain (FA) WR Mike Williams (FA) DT Kevin Vickerson (FA) WR Biren Ealy (FA) LB Colin Allred (FA) LB Jorge Cordova (FA) TE Jamie Petrowski (FA) CB Marquice Cole (FA) C Jason Murphy (FA) TE Leonard Stephens (FA) QB Ingle Martin (FA) DE Ulrich Winkler (FA) LB Kurt Campbell (FA)	DE Bryce Fisher (T-SEA)
<b>2006</b>	QB Vince Young (1) RB LenDale White (2) S Calvin Lowry (4a) LB Stephen Tulloch (4b) CB Cortland Finnegan (7a) RB Quinton Ganther (7c)	FB Ahmard Hall (FA) QB Kerry Collins (UFA-OAK) LB David Thornton (UFA-IND) C Kevin Mawae (UFA-NYJ) S Chris Hope (UFA-PIT) DT Tony Brown (FA) DE Sean Conover (FA)	TE Casey Cramer (W-CAR) DB Eric King (W-BUF)
<b>2005</b>	T Michael Roos (2) WR Brandon Jones (3b) S Vincent Fuller (4a) T David Stewart (4b) WR Roydell Williams (4c) T Daniel Loper (5b) TE Bo Scaife (6) CB Reynaldo Hill (7)	DE Kyle Vanden Bosch (UFA-AZ) K Rob Bironas (FA)	
<b>2004</b>	C/G Eugene Amano (7b)		
<b>2003</b>	S Donnie Nicky (5)	LS/LB Ken Amato (FA)	
<b>2002</b>	DT Albert Haynesworth (1)		
<b>2000</b>	LB Keith Bulluck (1)		
<b>1998</b>		P Craig Hentrich (UFA-GB)	

Front Office

Coaching Staff

Players

Rookies

2007 Season

Records

History

Playoff History

Sidelines



# 2007 SEASON IN REVIEW

Front Office

Coaching Staff

Players

Rookies

2007 Season

Records

History

Playoff History

Sidelines



## GAME 1 – Titans 13, Jaguars 10 Sunday, Sept. 9, 2007 Jacksonville Municipal Stadium



Chris Brown rushed for a career-high 175 yards, leading a rushing attack that gained 282 yards on the ground (second-highest in franchise history), as the Titans opened the 2007 season with an impressive 13-10 victory over the Jaguars at Jacksonville Municipal Stadium. LenDale White added 66 rushing yards for the Titans, who won their season opener for the first time since 2004 and improved to 25-23 on opening day. Vince Young completed 11 of 18 passes for 78 yards, but it was his two-yard touchdown run that put the Titans ahead for good, 13-10, in the third quarter. Tennessee's defense, meanwhile, limited the Jaguars to 72 rushing yards, including a combined 48 yards by Fred Taylor and Maurice Jones-Drew. Taylor ran six times for 26 yards, while Jones-Drew had 32 yards on seven carries. Tennessee's 282 rushing yards were the most allowed by the Jaguars in franchise history. The Titans won for the seventh time in the last eight games dating back to the 2006 season.

Tennessee	. . . 3	3	7	0	13
Jacksonville	. . . 7	3	0	0	10

TEAM	SCORING PLAY	QTR-LEFT
Tenn.	R. Bironas 20 field goal	1-4:03
Jax.	J. Broussard 47 pass from D. Garrard (J. Scobee kick)	1-3:24
Jax.	J. Scobee 22 field goal	2-4:19
Tenn.	R. Bironas 31 field goal	2-0:43
Tenn.	V. Young 2 run (R. Bironas kick)	3-0:59

Missed FG: None  
Attendance: 65,437

	Titans	Jaguars
First downs	22	13
3rd-down conversion-att	6-12-50%	5-12-42%
4th-down conversion-att	0-1-0%	0-1-0%
Total yards	350	272
Rushing yards	282	72
Passing yards	68	200
Passes-comp.-Int.	18-11-1	30-17-0
Sacked-yards	2-10	2-4
Punts-avg.	3-30.0	5-42.2
Punt return yards	3-27	1-3
Kickoff return yards	3-49	2-71
Fumbles-lost	2-0	1-1
Penalties-yards	4-29	4-45
Field goals made-att	2-2	1-1
Time of possession	36:55	23:05

### RUSHING

TITANS	Att	Yds	Lg	TD	JAGUARS	Att	Yds	Lg	TD
C. Brown	19	175	42	0	M. Jones-Drew	7	32	23	0
L. White	18	66	13	0	D. Garrard	5	24	13	0
V. Young	11	22	8	1	F. Taylor	6	16	17	0
B. Jones	1	19	19	0					
<b>TOTALS</b>	<b>49</b>	<b>282</b>	<b>42</b>	<b>1</b>	<b>TOTALS</b>	<b>18</b>	<b>72</b>	<b>23</b>	<b>0</b>

### PASSING

TITANS	Att	Comp	Yds	TD	JAGUARS	Att	Comp	Yds	TD
V. Young	18	11	78	0-1	D. Garrard	30	17	204	1-0
K. Collins	0	0	0	0-0					
<b>TOTALS</b>	<b>18</b>	<b>11</b>	<b>78</b>	<b>0-1</b>	<b>TOTALS</b>	<b>30</b>	<b>17</b>	<b>204</b>	<b>1-0</b>

### RECEIVING

TITANS	Rec	Yds	Lg	TD	JAGUARS	Rec	Yds	Lg	TD
J. Gage	2	26	17	0	D. Northcutt	4	57	22	0
B. Scaife	2	18	21	0	M. Lewis	4	35	15	0
L. White	2	7	8	0	M. Jones-Drew	3	28	20	0
C. Davis	1	8	8	0	J. Broussard	2	55	47	1
A. Hall	1	6	6	0	E. Wilford	2	20	13	0
B. Jones	1	6	6	0	G. Estandia	1	6	6	0
E. Moulds	1	4	4	0	G. Wrihster	1	3	3	0
C. Brown	1	3	3	0					
<b>TOTALS</b>	<b>11</b>	<b>78</b>	<b>21</b>	<b>0</b>	<b>TOTALS</b>	<b>17</b>	<b>204</b>	<b>47</b>	<b>1</b>

### INDIVIDUAL DEFENSE

(Titans - Coaching Stats; Opponents - Press Box Stats)

**TITANS – Leading Tackler:** A. Haynesworth 5-16. **Sacks:** A. Odom 1-4, T. LaBoy 1-0. **Int.:** None. **FF:** N. Harper 1. **FR:** C. Hope 1.

**JAGUARS – Leading Tackler:** M. Peterson 8-7-1. **Sacks:** R. Nelson 1-6, M. Stroud 1-4. **Int.:** R. Mathis 1. **FF:** R. Nelson 1. **FR:** None.



## GAME 2 – Colts 22, Titans 20 Sunday, Sept. 16, 2007 LP Field



Fresh off dismantling Jacksonville in their regular season opener, the Titans returned home with their sights set on the top spot in the AFC South. But the Colts gently reminded the sellout crowd at LP Field that the road to the division title would still run through Indianapolis. In a tight, physical contest befitting two ferocious and familiar rivals, the Colts held off Tennessee 22-20 in a game that came down to the wire. Touchdowns by Joseph Addai and Dallas Clark, along with a pair of Adam Vinatieri field goals, helped Indianapolis take a 19-6 lead in the third quarter. However, LenDale White's 3-yard touchdown run and Vince Young's 1-yard TD pass to Roydell Williams pulled the Titans within two points with 6:02 remaining. Tennessee's defense forced Indianapolis to punt, giving the Titans the ball back with 1:46 remaining, but the Colts' defense stopped Young and the Titans just across midfield in the waning seconds.

Indianapolis	. . . 6	10	6	0	22
Tennessee	. . . 3	3	7	7	20

TEAM	SCORING PLAY	QTR-LEFT
Ind.	J. Addai 8 run (A. Vinatieri kick blocked)	1-8:44
Tenn.	R. Bironas 30 field goal	1-1:03
Ind.	D. Clark 22 pass from P. Manning	2-10:56
Tenn.	R. Bironas 36 field goal	2-4:23
Ind.	A. Vinatieri 22 field goal	2-0:00
Ind.	A. Vinatieri 39 field goal	3-9:41
Tenn.	L. White 3 run (R. Bironas kick)	3-4:58
Ind.	A. Vinatieri 20 field goal	3-0:00
Tenn.	R. Williams 1 pass from V. Young (R. Bironas kick)	4-6:02

Missed FG: A. Vinatieri, Ind (36WL)  
Attendance: 69,143

	Colts	Titans
First downs	23	19
3rd-down conversion-att	5-12-42%	7-14-50%
4th-down conversion-att	0-0-0%	0-2-0%
Total yards	381	313
Rushing yards	81	141
Passing yards	300	172
Passes-comp.-Int.	42-28-1	27-17-0
Sacked-yards	2-12	3-12
Punts-avg.	3-42.7	3-39.3
Punt return yards	1-5	0-0
Kickoff return yards	4-106	5-126
Fumbles-lost	1-0	2-2
Penalties-yards	5-44	4-40
Field goals made-att	3-4	2-2
Time of possession	29:42	30:18

### RUSHING

COLTS	Att	Yds	Lg	TD	TITANS	Att	Yds	Lg	TD
J. Addai	20	81	9	1	L. White	15	64	12	1
K. Keith	1	2	2	0	V. Young	5	53	21	0
P. Manning	1	-2	-2	0	C. Brown	12	34	13	0
					C. Davis	1	5	5	0
					J. Bell	1	-15	-15	0
<b>TOTALS</b>	<b>22</b>	<b>81</b>	<b>9</b>	<b>1</b>	<b>TOTALS</b>	<b>34</b>	<b>141</b>	<b>21</b>	<b>1</b>

### PASSING

COLTS	Att	Comp	Yds	TD	TITANS	Att	Comp	Yds	TD
P. Manning	42	28	312	1-1	V. Young	27	17	184	1-0
<b>TOTALS</b>	<b>42</b>	<b>28</b>	<b>312</b>	<b>1-1</b>	<b>TOTALS</b>	<b>27</b>	<b>17</b>	<b>184</b>	<b>1-0</b>

### RECEIVING

COLTS	Rec	Yds	Lg	TD	TITANS	Rec	Yds	Lg	TD
D. Clark	7	69	22	1	B. Jones	5	57	26	0
M. Harrison	6	87	37	0	R. Williams	4	72	48	1
R. Wayne	5	70	21	0	C. Davis	3	17	8	0
B. Utecht	5	31	10	0	E. Moulds	2	18	10	0
A. Gonzalez	3	49	23	0	J. Gage	1	10	10	0
J. Addai	2	6	9	0	B. Scaife	1	8	8	0
					C. Brown	1	2	2	0
<b>TOTALS</b>	<b>28</b>	<b>312</b>	<b>37</b>	<b>1</b>	<b>TOTALS</b>	<b>17</b>	<b>184</b>	<b>48</b>	<b>1</b>

### INDIVIDUAL DEFENSE

(Opponents - Press Box Stats; Titans - Coaching Stats)

**TITANS – Leading Tackler:** D. Thornton 10-7-3, K. Vanden Bosch 10-5-5. **Sacks:** A. Haynesworth 1-8, K. Vanden Bosch 1-4. **Int:** C. Finnegan 1. **FF:** K. Bulluck 1. **FR:** None.

**COLTS – Leading Tackler:** B. Sanders 11-7-4. **Sacks:** B. Sanders 2-5-12, G. Brackett 0-5-0. **Int.:** None. **FF:** K. Hayden 1. **FR:** T. Hagler 1, D. Reid, 1.



## GAME 3 – Titans 31, Saints 14

Monday, Sept. 24, 2007  
Superdome



Vince Young threw two touchdowns, LenDale White scored on a 1-yard run and Tennessee's defense intercepted Saints QB Drew Brees four times in a decisive 31-14 victory on Monday Night Football. Linebacker Keith Bulluck intercepted a career-high three passes, while safety Vincent Fuller notched his first career pick, returning it 61 yards for a score as the Titans improved to 2-1 and tied a franchise record with their fifth consecutive road victory in the regular season, reaching a mark that was set from 1961-62 and matched in 1993. Reggie Bush scored two TDs for the Saints, but was held to 15 yards on seven carries and managed just 20 yards on six receptions. The victory gave the Titans an all-time record of 17-15 on Monday Night Football and improved Jeff Fisher's record to 12-1 against NFC South teams.

Tennessee	. . . . . 3	7	7	14	31
New Orleans	. . . . . 0	7	7	0	14

TEAM	SCORING PLAY	QTR-LEFT
Tenn.	R. Bironas 33 field goal	1- 2:44
Tenn.	B.Jones 35 pass from V. Young (R.Bironas kick)	2-12:55
NO	R. Bush 1 run (O.Mare kick)	2- 1:00
NO	R. Bush 1 run (O Mare kick)	3- 7:55
Tenn.	L. White 1 run (R. Bironas kick)	3- 2:19
Tenn.	B. Scaife 3 pass from V. Young (R. Bironas kick)	4- 8:55
Tenn.	V. Fuller 61 interception return (R. Bironas kick)	4- 2:39

**Missed FG:** R.Bironas, Tenn. (27WL)  
**Attendance:** 70,002

	Titans	Saints
First downs	19	18
3rd-down conversion-att	5-11-45%	7-12-58%
4th-down conversion-att	1-1-100%	0-1-0%
Total yards	284	252
Rushing yards	98	34
Passing yards	186	218
Passes-comp.-Int.	26-18-1	45-29-4
Sacked-yards	0-0	1-7
Punts-avg.	3-40.3	3-53.3
Punt return yards	3-43	1-10
Kickoff return yards	1-48	6-133
Fumbles-lost	1-0	1-1
Penalties-yards	8-49	2-15
Field goals made-att	1-2	0-0
Time of possession	33:06	26:54

RUSHING											
TITANS			SAINTS			TITANS			SAINTS		
Att	Yds	Lg	TD	Att	Yds	Lg	TD	Att	Yds	Lg	TD
L. White	17	50	8	R. Bush	7	15	6	2			
C. Brown	11	38	19	D. Brees	1	9	0				
V. Young	5	21	12	A. Stecker	3	6	2	0			
R. Williams	1	-11	-11	D. McAllister	4	5	4	0			
				M. Karney	1	-1	-1	0			
<b>TOTALS</b>	<b>34</b>	<b>98</b>	<b>19</b>	<b>TOTALS</b>	<b>16</b>	<b>34</b>	<b>9</b>	<b>2</b>			

PASSING											
TITANS			SAINTS			TITANS			SAINTS		
Att	Comp	Yds	TD	Att	Comp	Yds	TD	Att	Comp	Yds	TD
V. Young	22	14	164	2-1	D. Brees	45	29	225	0-1		
K. Collins	4	4	22	0-0							
<b>TOTALS</b>	<b>26</b>	<b>18</b>	<b>186</b>	<b>2-1</b>	<b>TOTALS</b>	<b>45</b>	<b>29</b>	<b>225</b>	<b>0-1</b>		

RECEIVING											
TITANS			SAINTS			TITANS			SAINTS		
Rec	Yds	Lg	TD	Rec	Yds	Lg	TD	Rec	Yds	Lg	TD
B. Jones	4	73	35	L. Moore	6	54	17	0			
C. Brown	4	18	8	R. Bush	6	20	11	0			
R. Williams	3	37	18	E. Johnson	5	23	9	0			
B. Scaife	3	26	19	M. Colston	4	68	37	0			
E. Moulds	2	20	10	T. Copper	2	23	15	0			
L. White	1	10	10	A. Stecker	2	14	7	0			
B. Hartsock	1	2	2	D. Henderson	1	11	11	0			
				D. Patten	1	6	6	0			
				M. Karney	1	5	5	0			
				D. McAllister	1	1	1	0			
<b>TOTALS</b>	<b>18</b>	<b>186</b>	<b>35</b>	<b>2</b>	<b>TOTALS</b>	<b>29</b>	<b>225</b>	<b>37</b>	<b>0</b>		

**INDIVIDUAL DEFENSE**  
(Opponents - Press Box Stats; Titans - Coaching Stats)

**TITANS – Leading Tackler:** D. Thornton 13-10-3. **Sacks:** T. LaBoy 1-7. **Int.:** K. Bulluck 3, V. Fuller 1. **FF:** T. LaBoy 1. **FR:** R. Starsk 1.

**SAINTS – Leading Tackler:** J. Bullocks 9-9-0, S. Fujita 9-5-4. **Sacks:** None. **Int.:** J. David 1-0. **FF:** None. **FR:** None.



## GAME 4 – Titans 20, Falcons 13

Sunday, Oct. 7, 2007  
LP Field



On a day when the offense was out of sync with five turnovers, Tennessee's defense came to the rescue. Vincent Fuller intercepted a Joey Harrington pass and returned it 76 yards for a touchdown, and the Titans' defense held off a furious Atlanta rally near the goal line to preserve a 20-13 victory at LP Field. The win allowed the Titans (3-1) to continue their best start since the 2003 season. The Falcons had first-and-goal at the Tennessee 1, needing a touchdown to get even with two minutes left, but Albert Haynesworth cut through the line to turn a toss play into an 8-yard loss, and Kyle Vanden Bosch sacked Byron Leftwich with 1:01 left in a dominating defensive effort that held the Falcons to just nine first downs and 198 total yards, while also forcing two turnovers.

Atlanta	. . . . . 7	3	3	0	13
Tennessee	. . . . . 7	3	10	0	20

TEAM	SCORING PLAY	QTR-LEFT
Atl.	D. Hall 56 fumble return (M. Andersen kick)	1-10:00
Tenn.	C. Brown 3 run (R. Bironas kick)	1- 6:15
Atl.	M. Andersen 32 field goal	2-11:15
Tenn.	R.Bironas 30 field goal	2- 0:00
Atl.	M. Andersen 28 field goal	3-10:08
Tenn.	R. Bironas 40 field goal	3- 6:56
Tenn.	V. Fuller 76 interception return (R. Bironas kick)	4- 1:00

**Missed FG:** M. Koenen, Atl. (53SH, 50WL); M. Andersen, Atl. (48SH); R. Bironas, Tenn (47WL)  
**Attendance:** 69,143

	Falcons	Titans
First downs	9	20
3rd-down conversion-att	4-18-22%	6-13-46%
4th-down conversion-att	1-2-50%	0-2-0%
Total yards	198	249
Rushing yards	99	92
Passing yards	99	157
Passes-comp.-Int.	39-18-2	33-20-3
Sacked-yards	2-16	0-0
Punts-avg.	6-38.0	3-44.0
Punt return yards	1-0	3-32
Kickoff return yards	3-144	3-75
Fumbles-lost	1-0	2-2
Penalties-yards	8-66	6-40
Field goals made-att	2-5	2-3
Time of possession	30:11	29:49

RUSHING											
FALCONS			TITANS			FALCONS			TITANS		
Att	Yds	Lg	TD	Att	Yds	Lg	TD	Att	Yds	Lg	TD
A. Pinner	1	49	49	0	L. White	12	32	8	0		
W. Dunn	10	27	18	0	C. Brown	10	27	6	1		
J. Norwood	6	23	9	0	V. Young	8	27	20	0		
B. Leftwich	3	1	1	0	C. Davis	1	14	14	0		
O. Mughelli	1	1	1	0	C. Hentrich	1	-8	-8	0		
R. White	1	-2	-2	0							
<b>TOTALS</b>	<b>22</b>	<b>99</b>	<b>49</b>	<b>0</b>	<b>TOTALS</b>	<b>32</b>	<b>92</b>	<b>20</b>	<b>1</b>		

PASSING											
FALCONS			TITANS			FALCONS			TITANS		
Att	Comp	Yds	TD	Att	Comp	Yds	TD	Att	Comp	Yds	TD
J. Harrington	31	16	87	0-1	V. Young	33	20	157	0-3		
B. Leftwich	8	2	28	0-1							
<b>TOTALS</b>	<b>39</b>	<b>18</b>	<b>115</b>	<b>0-2</b>	<b>TOTALS</b>	<b>33</b>	<b>20</b>	<b>157</b>	<b>0-3</b>		

RECEIVING											
FALCONS			TITANS			FALCONS			TITANS		
Rec	Yds	Lg	TD	Rec	Yds	Lg	TD	Rec	Yds	Lg	TD
L. Robinson	4	27	9	E. Moulds	4	31	10	0			
R. White	3	55	34	0	B. Jones	3	36	16	0		
W. Dunn	2	12	9	0	J. Gage	3	15	8	0		
M. Milner	2	8	5	0	B. Troupe	2	22	13	0		
A. Crumpler	2	4	6	0	R. Williams	2	19	15	0		
J. Norwood	2	4	10	0	A. Hall	2	17	11	0		
J. Horn	2	3	5	0	C. Brown	2	7	4	0		
M. Jenkins	1	2	2	0	B. Hartsock	1	7	7	0		
					B. Scaife	1	3	3	0		
<b>TOTALS</b>	<b>18</b>	<b>115</b>	<b>34</b>	<b>0</b>	<b>TOTALS</b>	<b>20</b>	<b>157</b>	<b>16</b>	<b>0</b>		

**INDIVIDUAL DEFENSE**  
(Opponents - Press Box Stats; Titans - Coaching Stats)

**TITANS – Leading Tackler:** K. Vanden Bosch 9-7-2. **Sacks:** A. Odom 1-8, K. Vanden Bosch 1-8. **Int.:** D. Thornton 1, V. Fuller 1. **FF:** None. **FR:** None.

**FALCONS – Leading Tackler:** M. Boley 14-10-4. **Sacks:** None. **Int.:** M. Boley 1, T. Lewis 1, D. Williams 1. **FF:** J. Anderson 1. **FR:** D. Hall 1.



# 2007 SEASON IN REVIEW

Front Office

Coaching Staff

Players

Rookies

2007 Season

Records

History

Playoff History

Sidelines



## GAME 5 – Buccaneers 13, Titans 10 Sunday, Oct. 14, 2007 Raymond James Stadium



Matt Bryant's 43-yard field goal with 11 seconds remaining gave the Buccaneers a 13-10 victory over the Titans in Tampa. The winning drive came after Tennessee's backup quarterback, Kerry Collins, who entered the game for an injured Vince Young (strained quad), led a 13-play, 86-yard scoring drive that resulted in LenDale White's 2-yard touchdown run, tying the game at 10 with 1:17 remaining. But Jeff Garcia, who passed for 274 yards and a touchdown, continued to make big plays when he needed to, leading the Bucs downfield and into scoring position for the game-winning field goal. Garcia threw a 69-yard touchdown pass to Joey Galloway less than five minutes after Young left the game. He launched the winning drive from his own 20 after the Titans had tied the score. Young, who completed 11 of 14 passes for 120 yards, left the game midway through the third quarter after scrambling for a 2-yard gain near the sideline. Collins filled in admirably, completing 10 of 20 passes for 125 yards. He had completions of 42 yards to Justin Gage and 17 yards to Bo Scaife on third-and-15 to set up White's score. But the normally dependable Tennessee defense was unable to make key stops on Tampa Bay's final drive.

Tennessee	...	0	3	7	10
Tampa Bay	...	0	3	7	3

TEAM	SCORING PLAY	QTR-LEFT
TB	M. Bryant 23 field goal	2-6:07
Tenn.	R. Bironas 48 field goal	3-7:52
TB	J. Galloway 69 pass from J. Garcia (M. Bryant kick)	3-2:29
Tenn.	L. White 2 run (R. Bironas kick)	4-1:17
TB	M. Bryant 43 field goal	4-0:11

Missed FG: None  
Attendance: 65,347

	Titans	Buccaneers
First downs	20	13
3rd-down conversion-att	9-16-56%	4-11-36%
4th-down conversion-att	0-0-0%	0-0-0%
Total yards	317	304
Rushing yards	96	30
Passing yards	221	274
Passes-comp.-Int.	34-21-1	31-20-0
Sacked-yards	3-24	0-0
Punts-avg.	5-40.6	6-44.3
Punt return yards	3-16	3-12
Kickoff return yards	4-82	1-33
Fumbles-lost	2-2	1-1
Penalties-yards	8-49	4-25
Field goals made-att	1-1	2-2
Time of possession	37:37	22:23

RUSHING				
TITANS	Att	Yds	Lg	TD
L. White	25	64	5	1
C. Brown	5	26	9	0
V. Young	3	6	4	0
<b>TOTALS</b>	<b>33</b>	<b>96</b>	<b>9</b>	<b>1</b>

PASSING				
TITANS	Att	Comp	Yds	TD-I
K. Collins	20	10	125	0-0
V. Young	14	11	120	0-1
<b>TOTALS</b>	<b>34</b>	<b>21</b>	<b>245</b>	<b>0-1</b>

RECEIVING				
TITANS	Rec	Yds	Lg	TD
E. Moulds	6	49	12	0
R. Williams	5	44	12	0
J. Gage	4	82	42	0
B. Scaife	3	45	17	0
L. White	2	9	9	0
B. Hartssock	1	16	16	0
<b>TOTALS</b>	<b>21</b>	<b>245</b>	<b>42</b>	<b>0</b>

### INDIVIDUAL DEFENSE

(Opponents - Press Box Stats; Titans - Coaching Stats)

**TITANS – Leading Tackler:** A. Haynesworth 10-4-6. **Sacks:** K. Vanden Bosch 1-12. C. Finnegan 1-7. **Int.:** N. Harper 2, K. Bulluck 1. **FF:** C. Finnegan 1, D. Thornton 1. **FR:** N. Harper 1, K. Bulluck 1.

**TEXANS – Leading Tackler:** M. Greenwood 12-10-2. **Sacks:** D. Ryans 1-13. **Int.:** None. **FF:** D. Ryans 1, D. Fagins 1. **FR:** D. Ryans 2.



## GAME 6 – Titans 38, Texans 36 Sunday, Oct. 21, 2007 Reliant Stadium



Rob Bironas kicked an NFL-record eight field goals, including the game-winner as time expired, to lead the Titans to a 38-36 win over the Houston Texans at Reliant Stadium. Kerry Collins started at QB for Vince Young, who was out with a strained quadriceps. The record-setting kick foiled a spirited comeback by the Texans, who scored 29 points in the fourth quarter, capped by a 53-yard TD pass from Sage Rosenfels to Andre Davis to take a 36-35 lead with 57 seconds to play. The Titans gave a third-and-10 at their 37 when Collins found Roydell Williams on a 46-yard pass that set up the winning kick.

Tennessee	...	6	16	10	6	38
Houston	...	7	0	0	29	36

TEAM	SCORING PLAY	QTR-LEFT
Tenn.	R. Bironas 52 field goal	1-12:30
Hou.	D. Ryans 26 fumble return (K. Brown kick)	1-9:43
Tenn.	R. Bironas 25 field goal	1-0:52
Tenn.	R. Bironas 21 field goal	2-11:46
Tenn.	L. White 1 run (R. Bironas kick)	2-5:36
Tenn.	R. Bironas 30 field goal	2-1:06
Tenn.	R. Bironas 28 field goal	2-0:00
Tenn.	R. Bironas 43 field goal	3-10:53
Tenn.	C. Henry 4 run (R. Bironas kick)	3-3:01
Hou.	D. Anderson 7 pass from S. Rosenfels (2-pt. conv.)	4-13:43
Hou.	K. Walter 6 pass from S. Rosenfels (K. Brown Kick)	4-8:15
Tenn.	R. Bironas 29 field goal	4-3:47
Hou.	J. Puztizer 7 pass from S. Rosenfels	4-1:37
Hou.	A. Davis 53 pass from S. Rosenfels	4-0:57
Tenn.	R. Bironas 29 field goal	4-0:00

Missed FG: None  
Attendance: 70,734

	Titans	Texans
First downs	23	18
3rd-down conversion-att	6-17-35%	5-12-42%
4th-down conversion-att	0-0-0%	1-1-100%
Total yards	422	333
Rushing yards	155	39
Passing yards	267	293
Passes-comp.-Int.	42-25-0	44-27-3
Sacked-yards	1-13	2-19
Punts-avg.	4-37.8	5-45.0
Punt return yards	1-22	2-5
Kickoff return yards	3-73	8-199
Fumbles-lost	3-2	4-3
Penalties-yards	6-45	4-37
Field goals made-att	8-8	0-0
Time of possession	36:43	23:17

RUSHING				
TITANS	Att	Yds	Lg	TD
L. White	27	104	28	1
C. Henry	11	57	24	1
R. Williams	1	-6	-6	0
<b>TOTALS</b>	<b>39</b>	<b>155</b>	<b>28</b>	<b>2</b>

PASSING				
TITANS	Att	Comp	Yds	TD-I
K. Collins	42	25	280	0-0
M. Schaub	9	5	23	0-0
<b>TOTALS</b>	<b>42</b>	<b>25</b>	<b>280</b>	<b>0-0</b>

RECEIVING				
TITANS	Rec	Yds	Lg	TD
B. Scaife	6	49	15	0
R. Williams	5	124	46	0
J. Gage	5	48	24	0
L. White	4	22	9	0
B. Hartssock	2	12	6	0
C. Henry	2	12	10	0
C. Davis	1	13	13	0
<b>TOTALS</b>	<b>25</b>	<b>280</b>	<b>46</b>	<b>0</b>

### INDIVIDUAL DEFENSE

(Opponents - Press Box Stats; Titans - Coaching Stats)

**TITANS – Leading Tackler:** N. Harper 8-8-0. **Sacks:** K. Vanden Bosch 1-12. C. Finnegan 1-7. **Int.:** N. Harper 2, K. Bulluck 1. **FF:** C. Finnegan 1, D. Thornton 1. **FR:** N. Harper 1, K. Bulluck 1.

**TEXANS – Leading Tackler:** M. Greenwood 12-10-2. **Sacks:** D. Ryans 1-13. **Int.:** None. **FF:** D. Ryans 1, D. Fagins 1. **FR:** D. Ryans 2.



## GAME 7 – Titans 13, Raiders 9 Sunday, Oct. 28, 2007 LP Field



With Vince Young slowed in his first game back from a strained right quadriceps muscle, LenDale White and the Titans defense helped out. Tennessee's passing game produced only 42 yards, but the Titans pounded out 192 yards on the ground in a 13-9 victory over the Raiders. White rushed for a career-high 133 yards, while rookie Chris Henry added 48 yards and his second touchdown of the season as the Titans improved to 5-2. Starting a three-game homestand, the Titans saw their defense carry most of the load, coming up with five sacks and two turnovers, the last an interception by Chris Hope with 2:35 left. Oakland (2-5) lost its third consecutive game despite getting to the Titans 26 in the final minutes. But the Raiders committed a false start, then Albert Haynesworth sacked Daunte Culpepper, eliminating Oakland's chance of stealing a victory on the road. Sebastian Janikowski's three field goals gave the Raiders a 9-3 lead at halftime. White keyed the Titans' lone TD drive. He ran for 27 yards, then 14 more before going to the sideline for a break. Henry ran around the left side for a 24-yard touchdown late in the third quarter.

Oakland	.....3	6	0	0	9
Tennessee	....3	0	7	3	13

TEAM	SCORING PLAY	QTR-LEFT
Oak.	S. Janikowski 50 field goal	1-10:33
Tenn.	R. Bironas 35 field goal	1-1:13
Oak.	S. Janikowski 43 field goal	2-5:18
Oak.	S. Janikowski 54 field goal	2-0:00
Tenn.	C. Henry 24 run (Bironas kick)	3-2:24
Tenn.	R. Bironas 23 field goal	4-11:22

**Missed FG:** None  
**Attendance:** 69,143

	Raiders	Titans
First downs	14	11
3rd-down conversion-att	5-16-31%	3-13-23%
4th-down conversion-att	0-1-0%	0-0-0%
Total yards	235	218
Rushing yards	92	192
Passing yards	143	26
Passes-comp.-Int.	32-15-1	14-6-0
Sacked-yards	5-24	2-16
Punts-avg.	6-51.8	8-47.1
Punt return yards	4-33	4-27
Kickoff return yards	4-78	2-32
Fumbles-lost	4-1	1-0
Penalties-yards	14-100	7-62
Field goals made-att	3-3	2-2
Time of possession	32:37	27:23

RUSHING									
RAIDERS	Att	Yds	Lg	TD	TITANS	Att	Yds	Lg	TD
J. Fargas	12	61	17	0	L. White	25	133	27	0
L. Jordan	12	16	7	0	C. Henry	4	48	24	1
D. Culpepper	2	9	9	0	V. Young	7	11	6	0
J. Griffith	1	6	6	0					
<b>TOTALS</b>	<b>27</b>	<b>92</b>	<b>17</b>	<b>0</b>	<b>TOTALS</b>	<b>36</b>	<b>192</b>	<b>27</b>	<b>1</b>

PASSING									
RAIDERS	Att	Comp	Yds	TD	TITANS	Att	Comp	Yds	TD
D. Culpepper	32	15	167	0-1	V. Young	14	6	42	0-0
<b>TOTALS</b>	<b>32</b>	<b>15</b>	<b>167</b>	<b>0-1</b>	<b>TOTALS</b>	<b>14</b>	<b>6</b>	<b>42</b>	<b>0-0</b>

RECEIVING									
RAIDERS	Rec	Yds	Lg	TD	TITANS	Rec	Yds	Lg	TD
P. Porter	4	46	22	0	J. Gage	2	19	12	0
R. Curry	3	45	27	0	B. Scaife	2	12	8	0
J. Fargas	3	36	17	0	L. White	1	8	8	0
M. Williams	2	20	14	0	R. Williams	1	3	3	0
Z. Miller	2	19	10	0					
O. O'Neal	1	1	1	0					
<b>TOTALS</b>	<b>15</b>	<b>167</b>	<b>27</b>	<b>0</b>	<b>TOTALS</b>	<b>6</b>	<b>42</b>	<b>12</b>	<b>0</b>

### INDIVIDUAL DEFENSE

*(Opponents - Press Box Stats; Titans - Coaching Stats)*  
**TITANS – Leading Tackler:** D. Thornton 14-9-5. **Sacks:** A. LaBoy 2-12, A. Odom 1-6, K. Vanden Bosch 1-2, A. Haynesworth 1-4. **Int.:** C. Hope 1. **FF:** K. Vanden Bosch 1, T. LaBoy 1. **FR:** T. LaBoy 1.

**RAIDERS – Leading Tackler:** K. Morrison 12-8-4. **Sacks:** W. Sapp 1-7, D. Burgess 1-9. **Int.:** None. **FF:** None. **FR:** None.



## GAME 8 – Titans 20, Panthers 7 Sunday, Nov. 4, 2007 LP Field



Vince Young and LenDale White each ran for a touchdown, and Albert Haynesworth had three of the Titans' season-high seven sacks as Tennessee beat the Carolina Panthers 20-7 for its third consecutive victory. The Titans (6-2) finished their trip through the NFC South at 3-1 and ruined the Panthers' first trip to Tennessee in only the third meeting between the teams. White finished with 100 rushing yards, his third straight game over the century mark. The Titans held Carolina (4-4) to a season-low 191 yards total offense and shut out the Panthers until the fourth quarter despite four Titans turnovers. It marked the sixth time Tennessee held an opponent to 14 or fewer points. Travis LaBoy had a sack and his first career interception for Tennessee, and Chris Hope picked off backup Matt Moore with 2:13 left to seal the victory. The Titans' seven sacks were their most since recording seven at Houston in 2005. Young, meanwhile, topped 3,000 career passing yards in the game.

Carolina	.....0	0	0	7	7
Tennessee	...10	3	0	7	20

TEAM	SCORING PLAY	QTR-LEFT
Tenn.	V. Young 3 run (R. Bironas kick)	1-8:59
Tenn.	R. Bironas 47 field goal	1-2:06
Tenn.	R. Bironas 53 field goal	2-0:00
Tenn.	L. White 1 run (R. Bironas kick)	4-11:45
Car.	D. Carter 18 pass from D. Carr (J.Kasay kick)	4-9:29

**Missed FG:** J. Kasay, Car. (40WL)  
**Attendance:** 69,143

	Panthers	Titans
First downs	15	20
3rd-down conversion-att	4-16-25%	6-14-43%
4th-down conversion-att	0-0-0%	0-0-0%
Total yards	191	236
Rushing yards	78	140
Passing yards	113	96
Passes-comp.-Int.	23-17-2	23-14-2
Sacked-yards	7-30	3-14
Punts-avg.	9-40.4	5-40.8
Punt return yards	1-0	5-59
Kickoff return yards	3-52	2-58
Fumbles-lost	1-0	4-2
Penalties-yards	10-92	10-89
Field goals made-att	0-1	2-2
Time of possession	26:58	33:02

RUSHING									
PANTHERS	Att	Yds	Lg	TD	TITANS	Att	Yds	Lg	TD
D. Foster	17	63	13	0	L. White	31	100	12	1
D. Williams	4	15	14	0	V. Young	8	25	16	1
D. Carr	1	0	0	0	B. Jones	1	18	18	0
					C. Henry	3	-3	1	0
<b>TOTALS</b>	<b>22</b>	<b>78</b>	<b>14</b>	<b>0</b>	<b>TOTALS</b>	<b>43</b>	<b>140</b>	<b>18</b>	<b>2</b>

PASSING									
PANTHERS	Att	Comp	Yds	TD	TITANS	Att	Comp	Yds	TD
D. Carr	27	15	107	1-1	V. Young	23	14	110	0-2
M. Moore	5	2	36	0-1					
<b>TOTALS</b>	<b>32</b>	<b>17</b>	<b>143</b>	<b>1-2</b>	<b>TOTALS</b>	<b>23</b>	<b>14</b>	<b>110</b>	<b>0-2</b>

RECEIVING									
PANTHERS	Rec	Yds	Lg	TD	TITANS	Rec	Yds	Lg	TD
D. Carter	3	56	30	1	B. Scaife	6	35	11	0
K. Colbert	3	30	12	0	R. Williams	3	22	10	0
S. Smith	3	15	15	0	J. Gage	2	23	12	0
J. King	2	14	8	0	C. Henry	1	18	18	0
B. Hoover	2	12	6	0	B. Hartsock	1	11	11	0
D. Williams	2	10	5	0	L. White	1	1	1	0
D. Foster	2	6	3	0					
<b>TOTALS</b>	<b>17</b>	<b>143</b>	<b>30</b>	<b>1</b>	<b>TOTALS</b>	<b>14</b>	<b>110</b>	<b>18</b>	<b>0</b>

### INDIVIDUAL DEFENSE

*(Opponents - Press Box Stats; Titans - Coaching Stats)*  
**TITANS – Leading Tackler:** A. Haynesworth 8-7-1. **Sacks:** A. Haynesworth 3-15, D. Thornton 1-7, K. Vanden Bosch 1-4, T. LaBoy 1-3, T. Brown 1-1. **Int.:** T. LaBoy 1, C. Hope 1. **FF:** None. **FR:** None.

**PANTHERS – Leading Tackler:** J. Beason 11-9-2. **Sacks:** D. Lewis 2-13, T. Davis 1-1. **Int.:** D. Cooper 1, K. Lucas 1. **FF:** None. **FR:** J. Beason 1.

# 2007 SEASON IN REVIEW

Front Office

Coaching Staff

Players

Rookies

2007 Season

Records

History

Playoff History

Sidelines



## GAME 9 – Jaguars 28, Titans 13 Sunday, Nov. 11, 2007 LP Field



Maurice Jones-Drew rushed for 101 of Jacksonville's 166 yards on the ground as the Jaguars pulled into a second-place tie with Tennessee at 6-3 in the AFC South with a 28-13 victory at LP Field. The Jaguars snapped a three-game winning streak by Tennessee, which missed its chance to move into a first-place tie with Indianapolis in the AFC South. The Titans played without injured players Albert Haynesworth, Travis LaBoy and Chris Brown. Vince Young threw for a then career-high 257 yards and a touchdown, while running for another 52 yards, but Jacksonville's defense held Titans running backs to a combined 10 yards. Wide receiver Justin Gage tied his career-high with seven receptions for 90 yards, including an acrobatic touchdown that pulled the Titans within 21-13 early in the fourth quarter.

Jacksonville	... 7	7	7	7	28
Tennessee	... 0	3	3	7	13

TEAM	SCORING PLAY	QTR-LEFT
Jax.	G. Jones 2 pass from Q. Gray (J. Carney kick)	1-2:00
Jax.	M. Jones-Drew 8 run (J. Carney kick)	2-5:07
Tenn.	R. Bironas 36 field goal	2-0:00
Jax.	F. Taylor 4 run (J. Carney kick)	3-7:49
Tenn.	R. Bironas 49 field goal	3-4:44
Tenn.	J. Gage 20 pass from V. Young (R. Bironas kick)	4-14:54
Jax.	G. Jones 3 run (J. Carney kick)	4-4:47

Missed FG: None  
Attendance: 69,143

	Jaguars	Titans
First downs	19	17
3rd-down conversion-att	6-16-38%	4-15-27%
4th-down conversion-att	3-5-60%	1-3-33%
Total yards	262	292
Rushing yards	166	62
Passing yards	96	230
Passes-comp.-Int.	23-13-0	41-24-2
Sacked-yards	1-5	4-27
Punts-avg.	5-43.0	5-44.0
Punt return yards	3-45	4-24
Kickoff return yards	2-29	5-65
Fumbles-lost	1-1	2-1
Penalties-yards	4-35	9-56
Field goals made-att	0-0	2-2
Time of possession	34:23	25:37

### RUSHING

JAGUARS	Att	Yds	Lg	TD	TITANS	Att	Yds	Lg	TD
M. Jones-Drew	19	101	30	1	V. Young	8	52	13	0
F. Taylor	16	45	15	1	L. White	8	12	6	0
Q. Gray	3	13	15	0	C. Henry	3	-2	1	0
D. Northcutt	1	8	8	0					
G. Jones	3	1	3	1					
A. Podleski	2	-2	0	0					
<b>TOTALS</b>	<b>44</b>	<b>166</b>	<b>30</b>	<b>3</b>	<b>TOTALS</b>	<b>19</b>	<b>62</b>	<b>13</b>	<b>0</b>

### PASSING

JAGUARS	Att	Comp	Yds	TD	TITANS	Att	Comp	Yds	TD
Q. Gray	23	13	101	1-0	V. Young	41	24	257	1-2
<b>TOTALS</b>	<b>23</b>	<b>13</b>	<b>101</b>	<b>1-0</b>	<b>TOTALS</b>	<b>41</b>	<b>24</b>	<b>257</b>	<b>1-2</b>

### RECEIVING

JAGUARS	Rec	Yds	Lg	TD	TITANS	Rec	Yds	Lg	TD
M. Jones-Drew	3	28	10	0	J. Gage	7	90	28	1
G. Wrightser	3	13	9	0	B. Jones	5	51	16	0
E. Wilford	2	24	13	0	R. Williams	4	31	17	0
R. Williams	1	13	13	0	B. Scaife	3	38	16	0
G. Estandia	1	9	9	0	C. Henry	2	15	9	0
M. Lewis	1	8	8	0	E. Moulds	1	18	18	0
D. Northcutt	1	4	4	0	B. Hartsock	1	9	9	0
G. Jones	1	2	2	1	L. White	1	5	5	0
<b>TOTALS</b>	<b>13</b>	<b>101</b>	<b>13</b>	<b>1</b>	<b>TOTALS</b>	<b>24</b>	<b>257</b>	<b>28</b>	<b>1</b>

### INDIVIDUAL DEFENSE

(Opponents - Press Box Stats; Titans - Coaching Stats)

**TITANS - Leading Tackler:** K. Bulluck 10-8-2, D. Thornton 10-6-4, R. Starks 10-6-4, K. Vanden Bosch 10-5-5. **Sacks:** A. Odom 1-5. **Int.:** None. **FF:** None. **FR:** None.

**JAGUARS - Leading Tackler:** M. Peterson 14-9-5. **Sacks:** R. Hayward 2.5-23.5, C. Ingram 1-0, J. Mincey 0.5-3.5. **Int.:** M. Peterson 1, B. Williams 1. **FF:** R. Hayward 1. **FR:** M. Peterson 1.



## GAME 10 – Broncos 34, Titans 20 Monday, Nov. 19, 2007 Invesco Field at Mile High



Vince Young passed for a career-high 305 yards and ran for 74 more on the ground, but the Denver Broncos registered a 34-20 victory over the Titans on Monday Night Football. The Titans fell to 6-4 on the season and lost back-to-back games for the first time in more than a year. Denver jumped out to a 14-0 lead, but Young tossed a 21-yard TD pass to Brandon Jones that pulled the Titans to within 14-7 in the second quarter. After Denver extended its lead to 27-10 on Brandon Marshall's 41-yard touchdown reception from Jay Cutler, Young pulled the Titans to within 27-10 on a 4-yard touchdown run in the third quarter. Rob Bironas' second field goal of the night made it a seven-point game early in the fourth quarter. But reserve running back Andre Hall broke loose for a 62-yard TD run that accounted for the final margin.

Tennessee	... 0	10	7	3	20
Denver	... 14	6	7	7	34

TEAM	SCORING PLAY	QTR-LEFT
Den.	B. Stokley 48 pass from J. Cutler (J. Elam kick)	1-5:13
Den.	G. Martinez 80 punt return (J. Elam kick)	1-3:33
Tenn.	B. Jones 21 pass from V. Young (R. Bironas kick)	2-13:15
Den.	J. Elam 21 field goal	2-10:25
Den.	J. Elam 39 field goal	2-1:51
Tenn.	R. Bironas 56 field goal	2-0:09
Den.	B. Marshall 41 pass from J. Cutler (J. Elam kick)	3-11:02
Tenn.	V. Young 4 run (R. Bironas kick)	3-7:34
Tenn.	R. Bironas 37 field goal	4-14:18
Den.	A. Hall 62 run (J. Elam kick)	4-12:48

Missed FG: None  
Attendance: 76,590

	Titans	Broncos
First downs	28	15
3rd-down conversion-att	7-14-50%	6-12-50%
4th-down conversion-att	0-0-0%	0-0-0%
Total yards	423	359
Rushing yards	133	166
Passing yards	290	193
Passes-comp.-Int.	41-26-2	21-16-0
Sacked-yards	1-15	1-7
Punts-avg.	4-43.3	3-48.3
Punt return yards	2-18	2-80
Kickoff return yards	4-95	1-26
Fumbles-lost	4-1	2-1
Penalties-yards	6-80	5-35
Field goals made-att	2-2	2-2
Time of possession	35:33	24:27

### RUSHING

TITANS	Att	Yds	Lg	TD	BRONCOS	Att	Yds	Lg	TD
V. Young	11	74	19	1	A. Hall	7	89	62	1
L. White	13	42	11	0	S. Young	14	54	9	0
C. Brown	3	14	8	0	B. Marshall	1	16	16	0
C. Henry	1	4	4	0	J. Cutler	4	7	10	0
B. Troupe	1	-1	-1	0					
<b>TOTALS</b>	<b>29</b>	<b>133</b>	<b>19</b>	<b>1</b>	<b>TOTALS</b>	<b>26</b>	<b>166</b>	<b>62</b>	<b>1</b>

### PASSING

TITANS	Att	Comp	Yds	TD	BRONCOS	Att	Comp	Yds	TD
V. Young	41	26	305	1-2	J. Cutler	21	16	200	2-0
<b>TOTALS</b>	<b>41</b>	<b>26</b>	<b>305</b>	<b>1-2</b>	<b>TOTALS</b>	<b>21</b>	<b>16</b>	<b>200</b>	<b>2-0</b>

### RECEIVING

TITANS	Rec	Yds	Lg	TD	BRONCOS	Rec	Yds	Lg	TD
J. Gage	6	66	18	0	B. Marshall	4	56	41	1
C. Brown	4	61	16	0	B. Stokley	3	75	48	1
B. Scaife	4	49	20	0	T. Scheffler	3	38	16	0
R. Williams	4	47	16	0	D. Graham	2	20	12	0
B. Jones	3	25	21	1	S. Young	2	9	5	0
E. Moulds	2	27	18	0	C. Sapp	2	2	3	0
L. White	1	22	12	0					
B. Troupe	1	8	8	0					
<b>TOTALS</b>	<b>26</b>	<b>305</b>	<b>21</b>	<b>1</b>	<b>TOTALS</b>	<b>16</b>	<b>200</b>	<b>48</b>	<b>2</b>

### INDIVIDUAL DEFENSE

(Opponents - Press Box Stats; Titans - Coaching Stats)

**TITANS - Leading Tackler:** C. Hope 8-4-4. **Sacks:** V. Fuller 1-7. **Int.:** None. **FF:** T. LaBoy 1. **FR:** None.

**BRONCOS - Leading Tackler:** I. Gold 8-7-1, H. Abdullah 8-6-2. **Sacks:** T. Crowder 1-15. **Int.:** I. Gold 1, D. Bly 1. **FF:** I. Gold 1, D. Williams 1, M. Thomas 1. **FR:** I. Gold 1.



## GAME 11 – Bengals 35, Titans 6 Sunday, Nov. 25, 2007 Paul Brown Stadium



Carson Palmer threw three touchdowns to Chad Johnson, leading the Cincinnati Bengals to a 35-6 victory over the Titans at Paul Brown Stadium. Rudi Johnson and Kenny Watson each scored rushing touchdowns for the Bengals, who improved to 4-7 on the season. The Titans dropped their third consecutive game, falling to 6-5 and one game behind the Cleveland Browns for the AFC's final Wild Card playoff spot. Vince Young completed 19 of 31 passes for 246 yards and Justin Gage caught four passes for 98 yards, but the Titans only managed 61 yards on the ground. Rob Bironas connected on a pair of first-half field goals (28, 23 yards), extending his consecutive field goals made streak to 19, as Tennessee trailed 14-6 at intermission. The Bengals scored on their opening possession in the third quarter on Watson's 6-yard run, extending their lead to 21-6. Chad Johnson added his second touchdown later in the quarter on a 2-yard catch, then capped off his scoring with a 3-yard TD reception in the fourth quarter.

Tennessee	. . . . 0	6	0	0	6
Cincinnati	. . . . 7	7	14	7	35

TEAM	SCORING PLAY	QTR-LEFT
Cin.	R. Johnson 5 run (S. Graham kick)	1-7:50
Tenn.	R. Bironas 28 field goal	2-9:40
Cin.	C. Johnson 10 pass from C. Palmer (S. Graham kick)	2-4:20
Tenn.	R. Bironas 23 field goal	2-0:03
Cin.	K. Watson 6 run (S. Graham kick)	3-9:59
Cin.	C. Johnson 2 pass from C. Palmer (S. Graham kick)	3-6:50
Cin.	C. Johnson 3 pass from C. Palmer (S. Graham kick)	4-12:58

**Missed FG:** S. Graham, Cin. (26W/L)

**Attendance:** 65,489

	Titans	Bengals
First downs	10	30
3rd-down conversion-att	2-10-20%	14-18-78%
4th-down conversion-att	0-2-0%	0-0-0%
Total yards	305	426
Rushing yards	61	148
Passing yards	244	278
Passes-comp.-Int.	31-19-1	38-32-1
Sacked-yards	1-2	1-5
Punts-avg.	3-32.7	2-43.5
Punt return yards	1-0	1-2
Kickoff return yards	6-123	3-86
Fumbles-lost	1-1	1-0
Penalties-yards	6-55	4-35
Field goals made-att	2-2	0-1
Time of possession	21:30	38:30

RUSHING									
TITANS	Att	Yds	Lg	TD	BENGALS	Att	Yds	Lg	TD
C. Brown	8	28	8	0	R. Johnson	25	88	10	1
L. White	8	27	11	0	D. Dorsey	5	42	21	0
V. Young	2	6	5	0	K. Watson	4	17	7	1
					A. Chatman	1	5	5	0
					T. Houshman	1	-4	-4	0
<b>TOTALS</b>	<b>18</b>	<b>61</b>	<b>11</b>	<b>0</b>	<b>TOTALS</b>	<b>36</b>	<b>148</b>	<b>21</b>	<b>2</b>

PASSING									
TITANS	Att	Comp	Yds	TD-I	BENGALS	Att	Comp	Yds	TD-I
V. Young	31	19	246	0-1	C. Palmer	38	32	283	3-1
<b>TOTALS</b>	<b>31</b>	<b>19</b>	<b>246</b>	<b>0-1</b>	<b>TOTALS</b>	<b>38</b>	<b>32</b>	<b>283</b>	<b>3-1</b>

RECEIVING									
TITANS	Rec	Yds	Lg	TD	BENGALS	Rec	Yds	Lg	TD
B. Scaife	5	33	9	0	C. Johnson	12	103	22	3
J. Gage	4	98	73	0	T. Houshman	7	66	16	0
E. Moulds	2	54	46	0	K. Watson	5	32	9	0
R. Williams	2	9	5	0	C. Henry	3	41	19	0
L. White	2	-1	0	0	R. Kelly	3	35	26	0
B. Hartscock	1	27	27	0	D. Coats	1	6	6	0
B. Troupe	1	13	13	0	D. Dorsey	1	0	0	0
C. Brown	1	7	7	0					
C. Barclay	1	6	6	0					
<b>TOTALS</b>	<b>19</b>	<b>246</b>	<b>73</b>	<b>0</b>	<b>TOTALS</b>	<b>32</b>	<b>283</b>	<b>26</b>	<b>3</b>

### INDIVIDUAL DEFENSE

(Opponents - Press Box Stats; Titans - Coaching Stats)

**TITANS – Leading Tackler:** K. Bulluck 14-11-3. **Sacks:** K. Vanden Bosch 1-5. **Int.:** C. Lowry 1. **FF:** K. Vanden Bosch 1. **FR:** None.

**BENGALS – Leading Tackler:** Dh. Jones 9-6-3. **Sacks:** Dh. Jones 1-2. **Int.:** J. Joseph 1. **FF:** Dh. Jones 1. **FR:** R. Jeanty 1.



## GAME 12 – Titans 28, Texans 20 Sunday, Dec. 2, 2007 LP Field



Vince Young threw for 248 yards and two touchdowns, rallying the Titans to a 28-20 victory over his hometown Houston Texans. The victory snapped a three-game skid for Tennessee, which improved to 7-5 and swept the Texans for the fifth time in their six NFL seasons. The return of Albert Haynesworth helped revive Tennessee's defense, but it was Antwan Odom who knocked Matt Schaub out of the game for the second time in as many meetings on a sack in the first quarter. The Texans tried to help backup Sage Rosenfels recreate their earlier performance against Tennessee when they scored 29 straight points before falling short. This time Eric King knocked the ball loose on punt returner Jacoby Jones, and the Titans recovered at the Houston 29. Chris Brown ran twice, the second a 7-yard TD for a 28-17 lead. Down 28-20, Rosenfels had one last chance for a rally, but was picked off by Titans rookie Michael Griffin with 2:40 to go.

Houston	. . . . . 7	3	0	10	20
Tennessee	. . . . 7	0	14	7	28

TEAM	SCORING PLAY	QTR-LEFT
Hou.	R. Dayne 1 run (K. Brown kick)	1-10:23
Tenn.	L. White 1 run (R. Bironas kick)	1-4:03
Hou.	K. Brown 45 field goal	2-1:04
Tenn.	R. Williams 43 pass from V. Young (R. Bironas kick)	3-11:15
Tenn.	J. Gage 11 pass from V. Young (R. Bironas kick)	3-0:47
Hou.	A. Johnson 28 pass from S. Rosenfels (K. Brown kick)	4-12:14
Tenn.	C. Brown 7 run (R. Bironas kick)	4-9:49
Hou.	K. Brown 50 field goal	4-4:54

**Missed FG:** Bironas, Tenn (53SH)

**Attendance:** 69,143

	Texans	Titans
First downs	17	23
3rd-down conversion-att	4-12-33%	4-11-36%
4th-down conversion-att	0-0-0%	0-0-0%
Total yards	315	382
Rushing yards	119	153
Passing yards	196	229
Passes-comp.-Int.	35-20-1	31-21-1
Sacked-yards	2-23	3-19
Punts-avg.	6-41.5	7-38.7
Punt return yards	3-(-4)	2-11
Kickoff return yards	4-74	4-88
Fumbles-lost	3-1	1-0
Penalties-yards	5-36	7-44
Field goals made-att	2-2	0-1
Time of possession	29:42	30:18

RUSHING									
TEXANS	Att	Yds	Lg	TD	TITANS	Att	Yds	Lg	TD
R. Dayne	18	86	25	1	L. White	12	60	13	1
S. Rosenfels	2	25	19	0	C. Brown	11	46	22	1
A. Echamandu	5	8	4	0	V. Young	5	44	14	0
					C. Barclay	1	3	3	0
<b>TOTALS</b>	<b>25</b>	<b>119</b>	<b>25</b>	<b>1</b>	<b>TOTALS</b>	<b>29</b>	<b>153</b>	<b>22</b>	<b>2</b>

PASSING									
TEXANS	Att	Comp	Yds	TD-I	TITANS	Att	Comp	Yds	TD-I
S. Rosenfels	30	17	185	1-1	V. Young	31	21	248	2-1
M. Schaub	5	3	34	0-0					
<b>TOTALS</b>	<b>35</b>	<b>20</b>	<b>219</b>	<b>1-1</b>	<b>TOTALS</b>	<b>31</b>	<b>21</b>	<b>248</b>	<b>2-1</b>

RECEIVING									
TEXANS	Rec	Yds	Lg	TD	TITANS	Rec	Yds	Lg	TD
A. Johnson	9	116	28	1	R. Williams	5	74	43	1
O. Daniels	3	42	19	0	J. Gage	5	64	20	0
R. Dayne	3	25	10	0	B. Scaife	4	57	26	1
V. Leach	2	7	5	0	E. Moulds	3	29	22	0
K. Walter	1	11	11	0	C. Brown	2	13	12	0
A. Davis	1	9	9	0	L. White	1	7	7	0
J. Dreessen	1	9	9	0	B. Troupe	1	4	4	0
<b>TOTALS</b>	<b>20</b>	<b>219</b>	<b>28</b>	<b>1</b>	<b>TOTALS</b>	<b>21</b>	<b>248</b>	<b>43</b>	<b>2</b>

### INDIVIDUAL DEFENSE

(Opponents - Press Box Stats; Titans - Coaching Stats)

**TITANS – Leading Tackler:** D. Thornton 9-7-2. **Sacks:** A. Odom 1-7. **Brown** 1-16. **Int.:** M. Griffin 1. **FF:** K. Vanden Bosch 1. **T. Brown** 1. **FR:** None.

**TEXANS – Leading Tackler:** D. Ryans 14-11-3. **Sacks:** M. Williams 2.5-16.5. **V. Hutchins** 0.5-2.5. **Int.:** F. Bennett 1. **FF:** None. **FR:** None.

# 2007 SEASON IN REVIEW

Front Office

Coaching Staff

Players

Rookies

2007 Season

Records

History

Playoff History

Sidelines



## GAME 13 – Chargers 23, Titans 17 Sunday, Dec. 9, 2007 LP Field



LaDainian Tomlinson scored on a 16-yard run with 7:29 left in overtime, rallying the Chargers from a 14-point deficit in the fourth quarter to beat the Titans 23-17 at LP Field. The Titans (7-6) had a chance to run out the clock, but gave the ball back to San Diego with 2:24 left in regulation and went three-and-out in overtime. The Titans lost despite posting five sacks and three interceptions. Trailing 14-3 in the fourth quarter, Rivers started San Diego's rally by capping a 48-yard drive with a 7-yard TD pass to Tomlinson with 7:29 left, pulling the Chargers within 17-10. The Titans were forced to punt on their next drive after throwing incomplete on third-and-4. Then Rivers capped an 80-yard drive with a 2-yard TD pass to Antonio Gates, tying the game at 17 with nine seconds left. In overtime, the Titans forced the Chargers to punt, but San Diego pinned Tennessee at its 2. The Titans ran twice, then Young threw incomplete, giving Tomlinson another chance.

San Diego	.....0	0	3	14	6	23
Tennessee	.....3	0	7	7	0	17

TEAM	SCORING PLAY	QTR-LEFT
Tenn.	R. Bironas 44 field goal	1-5:19
SD	N. Kaeding 20 field goal	3-11:43
Tenn.	C. Brown 7 run (R. Bironas kick)	3-5:17
Tenn.	L. White 7 run (R. Bironas kick)	4-14:21
SD	L. Tomlinson 7 pass from P. Rivers (N. Kaeding kick)	4-7:29
SD	A. Gates 2 pass from P. Rivers (N. Kaeding kick)	4-0:09
SD	L. Tomlinson 16 run	OT-7:29

Missed FG: Bironas, Tenn. (29W/L)  
Attendance: 69,143

	Chargers	Titans
First downs	20	13
3rd-down conversion-att	6-18-33%	6-17-35%
4th-down conversion-att	1-1-100%	0-0-0%
Total yards	341	240
Rushing yards	148	131
Passing yards	193	109
Passes-comp.-Int.	42-21-3	24-14-2
Sacked-yards	5-35	2-10
Punts-avg.	8-47.8	8-44.1
Punt return yards	3-44	3-34
Kickoff return yards	3-71	4-93
Fumbles-lost	0-0	0-0
Penalties-yards	4-30	4-21
Field goals made-att	1-1	1-2
Time of possession	31:18	36:13

RUSHING											
CHARGERS	Att	Yds	Lg	TD	TITANS	Att	Yds	Lg	TD		
P. Rivers	26	146	32	1	L. White	30	113	25	1		
L. Tomlinson	1	2	2	0	C. Brown	5	16	7	1		
M. Turner	2	1	2	0	V. Young	2	2	1	0		
B. Volek	1	-1	-1	0							
<b>TOTALS</b>	<b>30</b>	<b>148</b>	<b>32</b>	<b>1</b>	<b>TOTALS</b>	<b>37</b>	<b>131</b>	<b>25</b>	<b>2</b>		

PASSING											
CHARGERS	Att	Comp	Yds	TD	TITANS	Att	Comp	Yds	TD		
P. Rivers	40	21	228	2	V. Young	21	13	121	0-2		
B. Volek	2	0	0	0-1	K. Collins	3	1	-2	0-0		
<b>TOTALS</b>	<b>42</b>	<b>21</b>	<b>228</b>	<b>2-3</b>	<b>TOTALS</b>	<b>24</b>	<b>14</b>	<b>119</b>	<b>0-2</b>		

RECEIVING											
CHARGERS	Rec	Yds	Lg	TD	TITANS	Rec	Yds	Lg	TD		
A. Gates	6	57	17	1	R. Williams	3	30	17	0		
L. Tomlinson	5	27	9	1	L. White	2	24	15	0		
C. Chambers	4	90	28	0	B. Scaife	2	14	9	0		
V. Jackson	3	47	29	0	C. Brown	2	11	13	0		
C. Davis	2	2	5	0	B. Hartsock	2	6	5	0		
A. Pinnock	1	5	5	0	E. Moulds	1	15	15	0		
					J. Gage	1	12	12	0		
					C. Barclay	1	7	7	0		
<b>TOTALS</b>	<b>21</b>	<b>228</b>	<b>29</b>	<b>2</b>	<b>TOTALS</b>	<b>14</b>	<b>119</b>	<b>17</b>	<b>0</b>		

### INDIVIDUAL DEFENSE

(Opponents - Press Box Stats; Titans - Coaching Stats)

**TITANS – Leading Tackler:** K. Vanden Bosch 11-8-3. **Sacks:** K. Vanden Bosch 3-27, A. Haynesworth 1-7, D. Nickley 1-1. **Int.:** M. Griffin 1, C. Lowry 1, N. Harper 1. **FF:** None. **FR:** None.

**CHARGERS – Leading Tackler:** M. Wilhelm 10-7-3. **Sacks:** S. Merriman 2-10. **Int.:** M. Wilhelm 1, A. Cromartie 1. **FF:** None. **FR:** None.



## GAME 14 – Titans 26, Chiefs 17 Sunday, Dec. 16, 2007 Arrowhead Stadium



The Titans hadn't won in Kansas City in 17 years, but Vince Young passed for 191 yards and two touchdowns and Rob Bironas kicked four field goals, leading the Titans to a much-needed 26-17 victory that kept Tennessee alive in the AFC playoff race. Young made few mistakes while completing 16 of 26 passes without an interception. Roydell Williams caught four passes for 94 yards, including touchdowns of 16 and 41 yards. Bironas, who came in leading the NFL in field goals, connected from 37, 37, 40 and 25 yards for the Titans, who had lost three of four on the road and dropped a heart-breaker the week before to San Diego. The Titans took the opening kickoff 60 yards in eight plays to seize a 7-0 lead, with Young hooking up with Williams on a short pass he turned into a 16-yard scoring play. After Kansas City rallied to take a 17-13 lead, Williams got behind safety Jarrad Pace and cruised in on a 41-yard catch-and-run for a 20-17 Titans lead. Bironas added two more field goals to close out the scoring.

Tennessee	....7	3	10	6	26
Kansas City	...0	14	3	0	17

TEAM	SCORING PLAY	QTR-LEFT
Tenn.	R. Williams 16 pass from V. Young (R. Bironas kick)	1-11:25
KC	S. Parker 10 pass from B. Croyle (J. Carney kick)	2-12:22
Tenn.	R. Bironas 37 field goal	2-8:31
KC	K. Wilson 9 pass from B. Croyle (J. Carney kick)	2-1:47
Tenn.	R. Bironas 37 field goal	3-11:07
KC	J. Carney 36 field goal	3-3:49
Tenn.	R. Williams 41 pass from V. Young (R. Bironas kick)	3-2:24
Tenn.	R. Bironas 40 field goal	4-14:56
Tenn.	R. Bironas 25 field goal	4-5:42

Missed FG: None  
Attendance: 74,976

	Titans	Chiefs
First downs	19	17
3rd-down conversion-att	3-11-27%	11-17-65%
4th-down conversion-att	0-0-0%	1-1-100%
Total yards	327	306
Rushing yards	148	89
Passing yards	179	217
Passes-comp.-Int.	26-16-0	43-25-2
Sacked-yards	1-12	0-0
Punts-avg.	4-45.0	4-44.5
Punt return yards	3-20	2-6
Kickoff return yards	2-39	7-136
Fumbles-lost	1-0	1-1
Penalties-yards	5-35	8-61
Field goals made-att	4-4	1-1
Time of possession	30:42	29:18

RUSHING											
TITANS	Att	Yds	Lg	TD	CHIEFS	Att	Yds	Lg	TD		
L. White	23	95	10	0	Ko. Smith	18	82	9	0		
V. Young	7	32	14	0	B. Croyle	1	6	6	0		
C. Brown	6	21	12	0	J. Webb	1	5	5	0		
					G. Harris	1	-4	-4	0		
<b>TOTALS</b>	<b>36</b>	<b>148</b>	<b>14</b>	<b>0</b>	<b>TOTALS</b>	<b>21</b>	<b>89</b>	<b>9</b>	<b>0</b>		

PASSING											
TITANS	Att	Comp	Yds	TD	CHIEFS	Att	Comp	Yds	TD		
V. Young	26	16	191	2-0	B. Croyle	43	25	217	2-2		
<b>TOTALS</b>	<b>26</b>	<b>16</b>	<b>191</b>	<b>2-0</b>	<b>TOTALS</b>	<b>43</b>	<b>25</b>	<b>217</b>	<b>2-2</b>		

RECEIVING											
TITANS	Rec	Yds	Lg	TD	CHIEFS	Rec	Yds	Lg	TD		
R. Williams	4	94	41	2	E. Kennison	6	39	17	0		
E. Moulds	4	37	20	0	D. Bowe	5	64	23	0		
J. Gage	3	45	17	0	S. Parker	3	33	14	1		
A. Hall	2	9	5	0	Ko. Smith	3	23	17	0		
C. Brown	2	6	11	0	K. Wilson	3	18	9	1		
L. White	1	0	0	0	T. Gonzalez	3	17	6	0		
					G. Harris	1	14	14	0		
					J. Webb	1	9	9	0		
<b>TOTALS</b>	<b>16</b>	<b>191</b>	<b>41</b>	<b>2</b>	<b>TOTALS</b>	<b>25</b>	<b>217</b>	<b>23</b>	<b>2</b>		

### INDIVIDUAL DEFENSE

(Opponents - Press Box Stats; Titans - Coaching Stats)

**TITANS – Leading Tackler:** C. Finnegan 11-8-3. **Sacks:** None. **Int.:** D. Thornton 1, M. Griffin 1. **FF:** None. **FR:** None.

**CHIEFS – Leading Tackler:** D. Johnson 10-7-3. **Sacks:** T. Hali 0.5-6, J. Wilkerson 0.5-6. **Int.:** None. **FF:** None. **FR:** None.



## GAME 15 – Titans 10, Jets 6 Sunday, Dec. 23, 2007 LP Field



Thanks to a stingy defense, the Tennessee Titans regained control of their playoff fate. Kyle Vanden Bosch had three of Tennessee's six sacks and Chris Brown ran for a touchdown as the Titans beat the New York Jets 10-6 for their third victory in four games and their first winning season since 2003. The Titans (9-6) survived a sloppy game in which Vince Young was sacked three times and lost two turnovers. The Jets (3-12) started Tennessee native Chad Pennington for the first time since Oct. 28. He did his best to rally the Jets, but Tony Brown sacked him with 1:50 remaining on fourth-and-4 to allow the Titans to run out the clock for the victory. LenDale White ran for seven yards on third-and-6, allowing the Titans to kneel down and run out the clock. He finished with 103 yards for his first 1,000-yard rushing season in his second year. Reynaldo Hill, starting for injured cornerback Nick Harper, got Tennessee going. He picked off a pass by Pennington intended for Jerrico Cotchery, and Chris Brown scored five plays later on a 4-yard run early in the second quarter for a 7-0 lead.

New York	.....0	6	0	0	6
Tennessee	.....0	7	3	0	10

TEAM	SCORING PLAY	QTR-LEFT
Tenn.	C. Brown 4 run (R. Bironas Kick)	2-14:23
NYJ	J. Cotchery 9 pass from C. Pennington (blocked kick)	2-10:59
Tenn.	R. Bironas 46 field goal	3- 6:36

**Missed FG:** Nugent, NYJ (51WL)  
**Attendance:** 69,143

	Jets	Titans
First downs	14	17
3rd-down conversion-att	6-16-38%	7-14-50%
4th-down conversion-att	1-2-50%	0-0-0%
Total yards	296	273
Rushing yards	68	127
Passing yards	228	146
Passes-comp.-Int.	32-26-2	22-12-1
Sacked-yards	6-36	3-20
Punts-avg.	5-41.6	5-44.2
Punt return yards	1-15	1-6
Kickoff return yards	3-66	1-23
Fumbles-lost	3-0	3-1
Penalties-yards	4-35	5-39
Field goals made-att	0-1	1-1
Time of possession	30:11	29:49

RUSHING														
JETS			Att			Yds			Lg			TD		
T. Jones	21	58	10	0	L. White	23	103	14	0					
C. Pennington	2	5	3	0	C. Brown	5	15	4	1					
L. Washington	1	5	5	0	A. Hall	1	8	8	0					
					V. Young	7	1	2	0					
<b>TOTALS</b>	<b>24</b>	<b>68</b>	<b>10</b>	<b>0</b>	<b>TOTALS</b>	<b>36</b>	<b>127</b>	<b>14</b>	<b>1</b>					

PASSING														
JETS			Att			Comp			Yds			TD-I		
C. Pennington	32	26	264	1-2	V. Young	22	12	166	0-1					
<b>TOTALS</b>	<b>32</b>	<b>26</b>	<b>264</b>	<b>1-2</b>	<b>TOTALS</b>	<b>22</b>	<b>12</b>	<b>166</b>	<b>0-1</b>					

RECEIVING														
JETS			Rec			Yds			Lg			TD		
J. Cotchery	8	152	48	1	R. Williams	4	54	19	0					
B. Smith	5	45	29	0	J. Gage	3	48	29	0					
C. Baker	4	40	18	0	A. Hall	2	13	11	0					
T. Jones	3	5	4	0	B. Hartscock	1	27	27	0					
T. Kowalewski	2	11	6	0	E. Moulds	1	12	12	0					
J. McCareins	2	9	6	0	B. Scaife	1	12	12	0					
L. Washington	2	2	5	0										
<b>TOTALS</b>	<b>26</b>	<b>264</b>	<b>48</b>	<b>1</b>	<b>TOTALS</b>	<b>12</b>	<b>166</b>	<b>29</b>	<b>0</b>					

### INDIVIDUAL DEFENSE

(Opponents - Press Box Stats; Titans - Coaching Stats)

**TITANS – Leading Tackler:** K. Vanden Bosch 12-8-4. **Sacks:** K. Vanden Bosch 3-9, T. Brown-10, T. LaBoy 1-10, A. Odum 1-7. **Int.:** R. Hill 1, K. Bulluck 1. **FF:** K. Vanden Bosch 1, A. Odum 1, T. LaBoy 1. **FR:** None.

**JETS – Leading Tackler:** K. Coleman 9-3-6. **Sacks:** V. Hobson 1-12, D. Bowens 1-5, D. Harris 1-3. **Int.:** D. Barrett 1. **FR:** D. Robertson 1.



## GAME 16 – Titans 16, Colts 10 Sunday, Dec. 30, 2007 RCA Dome



With a playoff spot at stake, Kerry Collins came off the bench for an injured Vince Young and led the Titans to three second-half field goals, including a 54-yarder from Rob Bironas to retake the lead in a 16-10 victory that propelled the Titans to the playoffs for the first time since the 2003 season. With nothing to gain or lose, Indianapolis rested its key starters in the second half. While Tennessee welcomed the transition from Manning to Jim Sorgi, the Titans were forced into making one of their own when Young went down in the third quarter with a right quadriceps injury. Collins finished the drive Young started by setting up Bironas for a 40-yard field goal to tie the score, then led the Titans on a 58-yard scoring march that gave Bironas a 54-yard attempt. Bironas, who had beaten Indy a year prior in Nashville with a 60-yarder, curled the kick perfectly inside the right goal post to give Tennessee a 13-10 lead and then sealed it with a 33-yard field goal with 2:56 to go. Justin Gage matched his career-high with seven catches for a career-high 104 yards.

Tennessee	...7	0	3	6	16
Indianapolis	...0	3	7	0	10

TEAM	SCORING PLAY	QTR-LEFT
Tenn.	C. Brown 8 run (R. Bironas kick)	1-8:41
Ind.	A. Vinatieri 37 field goal	2-10:40
Ind.	C. Thorpe 3 pass from J. Sorgi (A. Vinatieri kick)	3-9:09
Tenn.	R. Bironas 40 field goal	3-1:05
Tenn.	R. Bironas 54 field goal	4-7:33
Tenn.	R. Bironas 33 field goal	4-2:56

**Missed FG:** None  
**Attendance:** 57,202

	Titans	Colts
First downs	25	13
3rd-down conversion-att	8-15-53%	5-12-42%
4th-down conversion-att	0-0-0%	0-1-0%
Total yards	356	194
Rushing yards	98	46
Passing yards	258	148
Passes-comp.-Int.	31-24-0	40-25-0
Sacked-yards	1-5	2-15
Punts-avg.	3-49.3	5-51.6
Punt return yards	4-30	2-18
Kickoff return yards	3-52	4-100
Fumbles-lost	2-2	1-1
Penalties-yards	6-40	5-54
Field goals made-att	3-3	1-1
Time of possession	33:32	24:28

RUSHING														
TITANS			Att			Yds			Lg			TD		
L. White	16	45	15	0	J. Addai	4	27	14	0					
C. Brown	7	22	8	1	K. Keith	3	12	10	0					
V. Young	4	19	9	0	C. Dawson	2	8	7	0					
C. Henry	9	15	5	0	J. Sorgi	1	-1	-1	0					
K. Collins	3	-3	-1	0										
<b>TOTALS</b>	<b>39</b>	<b>98</b>	<b>15</b>	<b>1</b>	<b>TOTALS</b>	<b>10</b>	<b>46</b>	<b>14</b>	<b>0</b>					

PASSING														
TITANS			Att			Comp			Yds			TD-I		
V. Young	18	14	157	0-0	J. Sorgi	24	11	68	1-0					
K. Collins	13	10	106	0-0	P. Manning	16	14	95	0-0					
<b>TOTALS</b>	<b>31</b>	<b>24</b>	<b>263</b>	<b>0-0</b>	<b>TOTALS</b>	<b>40</b>	<b>25</b>	<b>163</b>	<b>1-0</b>					

RECEIVING														
TITANS			Rec			Yds			Lg			TD		
J. Gage	7	104	21	0	R. Wayne	12	87	18	0					
R. Williams	6	59	14	0	C. Thorpe	6	23	12	1					
E. Moulds	3	28	14	0	L. Lawton	3	28	11	0					
B. Scaife	3	22	12	0	J. Addai	1	8	8	0					
A. Hall	2	15	10	0	D. Aromashodu	1	7	7	0					
B. Hartscock	1	21	21	0	D. Clark	1	5	5	0					
C. Henry	1	8	8	0	B. Fletcher	1	5	5	0					
B. Ealy	1	6	6	0										
<b>TOTALS</b>	<b>24</b>	<b>263</b>	<b>21</b>	<b>0</b>	<b>TOTALS</b>	<b>25</b>	<b>163</b>	<b>18</b>	<b>1</b>					

### INDIVIDUAL DEFENSE

(Opponents - Press Box Stats; Titans - Coaching Stats)

**TITANS – Leading Tackler:** D. Thornton 9-6-3. **Sacks:** A. Odum 2-15. **Int.:** None. **FF:** M. Griffin 1. **FR:** D. Thornton 1.

**COLTS – Leading Tackler:** M. Bullitt 8-7-1. **Sacks:** B. Sanders 1-5. **Int.:** None. **FF:** C. Sesson 1, E. Johnson 1. **FR:** R. Boiman 1, D. Reid 1.



**WILD CARD – Chargers 17, Titans 6**  
**Sunday, Jan. 6, 2008**  
**Qualcomm Stadium**



A pair of Rob Bironas field goals and a defense that held San Diego to 94 first-half yards enabled the Titans to take a 6-0 halftime lead in their first playoff game in four years. But San Diego scored 17 unanswered points in the second half, exploding for 256 yards, in a 17-6 victory at Qualcomm Stadium. Running back LaDainian Tomlinson was held to 42 yards, but got to celebrate the first playoff victory in three tries in his brilliant career. The Titans bottled up Tomlinson, the two-time NFL rushing champion, and dared quarterback Philip Rivers to beat them. The second-year starter did just that, throwing a 25-yard touchdown pass to Vincent Jackson late in the third quarter that gave San Diego its first lead at 10-6. Tomlinson finally found the end zone midway through the fourth quarter on a fourth-down leap over the pile from inside the 1-yard line that survived a video replay. Tennessee's defense dominated in the first half, holding San Diego to just 10 total yards and without a first down in the first quarter.

Tennessee	. . . 3	3	0	0	6
San Diego	. . . 0	0	10	7	17

TEAM	SCORING PLAY	QTR-LEFT
Tenn.	R. Bironas 30 field goal	1- 9:37
Tenn.	R. Bironas 44 field goal	2- 0:00
SD	N. Kaeding 20 field goal	3- 9:41
SD	V. Jackson 25 pass from P. Rivers (N. Kaeding kick)	3- 2:35
SD	L. Tomlinson 1 run (N. Kaeding Kick)	4- 8:45

**Missed FG:** Kaeding, SD (45WR); Bironas, Tenn. (38WL)  
**Attendance:** 65,640

	Titans	Chargers
First downs	15	17
3rd-down conversion-att	9-16-56%	8-15-53%
4th-down conversion-att	0-0-0%	1-1-100%
Total yards	248	350
Rushing yards	119	68
Passing yards	129	282
Passes-comp.-Int.	29-16-1	30-19-1
Sacked-yards	3-9	1-10
Punts-avg.	5-39.6	4-40.8
Punt return yards	2-15	2-12
Kickoff return yards	4-71	2-40
Fumbles-lost	1-1	1-0
Penalties-yards	6-38	5-53
Field goals made-att	2-3	1-2
Time of possession	27:41	32:19

RUSHING									
TITANS	Att	Yds	Lg	TD	CHARGERS	Att	Yds	Lg	TD
L. White	19	69	13	0	L. Tomlinson	21	42	12	1
A. Hall	3	14	11	0	M. Turner	9	28	11	0
C. Brown	4	13	5	0	P. Rivers	2	-2	-1	0
V. Young	2	12	9	0					
C. Davis	1	11	11	0					
C. Henry	1	0	0	0					
<b>TOTALS</b>	<b>30</b>	<b>119</b>	<b>13</b>	<b>0</b>	<b>TOTALS</b>	<b>32</b>	<b>68</b>	<b>12</b>	<b>1</b>

PASSING									
TITANS	Att	Comp	Yds	TD	CHARGERS	Att	Comp	Yds	TD
V. Young	29	16	138	0-1	P. Rivers	30	19	292	1-1
<b>TOTALS</b>	<b>29</b>	<b>16</b>	<b>138</b>	<b>0-1</b>	<b>TOTALS</b>	<b>30</b>	<b>19</b>	<b>292</b>	<b>1-1</b>

RECEIVING									
TITANS	Rec	Yds	Lg	TD	CHARGERS	Rec	Yds	Lg	TD
B. Troupe	3	44	26	0	C. Chambers	6	121	39	0
E. Moudis	3	18	10	0	V. Jackson	5	114	34	1
B. Hartsock	3	16	6	0	L. Tomlinson	3	19	9	0
B. Ealy	2	17	9	0	B. Manumaleuna	2	18	9	0
C. Davis	2	11	7	0	A. Gates	2	15	16	0
J. Gage	1	19	19	0	C. Davis	1	5	5	0
A. Hall	1	16	16	0					
L. White	1	-3	-3	0					
<b>TOTALS</b>	<b>16</b>	<b>138</b>	<b>26</b>	<b>0</b>	<b>TOTALS</b>	<b>19</b>	<b>292</b>	<b>39</b>	<b>1</b>

**INDIVIDUAL DEFENSE**

(Opponents - Press Box Stats; Titans - Coaching Stats)

**TITANS – Leading Tackler:** K. Bulluck 10-8-2. **Sacks:** C. Finnegan 1-10. **Int.:** C. Finnegan 1. **FF:** C. Finnegan 1. **FR:** None.  
**CHARGERS – Leading Tackler:** S. Phillips 10-9-1. **Sacks:** S. Merriman 1-4, J. Cesaire 1-3, L. Castillo 1-2. **Int.:** D. Florence 1. **FF:** S. Merriman 1. **FR:** S. Phillips 1.







# 2007 DEFENSIVE STATS

Front Office

Coaching Staff

Players

Rookies

2007 Season

Records

History

Playoff History

Sidelines

PLAYER	Tot	Solo	Asst	Sk	Yds	QBP	TFL	Int	Yds	TD	PD	FF	FR
Thornton, David	140	97	43	1.0	7	1	9	2	16	0	6	1	1
Vanden Bosch, Kyle	115	65	50	12.0	71	24	6	0	0	0	2	4	0
Bulluck, Keith	109	75	34	0.0	0	1	4	5	63	0	7	1	1
Finnegan, Cortland	109	84	25	1.0	7	1	1	1	14	0	16	0	0
Brown, Tony	83	46	37	4.0	30	22	4	0	0	0	5	1	0
Harper, Nick	80	75	5	0.0	0	0	3	3	62	0	14	1	1
Fowler, Ryan	73	42	31	0.0	0	0	3	0	0	0	2	0	0
Haynesworth, Albert	69	41	28	6.0	34	23	6	0	0	0	3	0	0
Hope, Chris	60	39	21	0.0	0	2	1	2	45	0	4	0	1
Lowry, Calvin	61	41	20	0.0	0	0	0	2	18	0	10	0	0
Griffin, Michael	49	34	15	0.0	0	0	1	3	3	0	8	1	0
Odom, Antwan	44	24	20	8.0	52	29	3	0	0	0	7	1	0
Starks, Randy	39	21	18	0.0	0	5	3	0	0	0	0	0	1
Tulloch, Stephen	36	28	8	0.0	0	0	1	0	0	0	0	0	0
Fuller, Vincent	35	27	8	1.0	7	3	2	2	137	2	4	0	0
LaBoy, Travis	20	15	5	6.0	32	9	2	1	0	0	2	4	1
Hill, Reynaldo	14	13	1	0.0	0	0	0	1	0	0	2	0	0
Fisher, Bryce	9	5	4	0.0	0	2	1	0	0	0	0	0	0
Veal, Demetris	8	4	4	0.0	0	0	0	0	0	0	0	0	0
King, Eric	7	5	2	0.0	0	0	1	0	0	0	0	0	0
Conover, Sean	4	2	2	0.0	0	0	0	0	0	0	0	0	0
Herdon, Kelly	3	3	0	0.0	0	0	0	0	0	0	0	0	0
Vickerson, Kevin	3	2	1	0.0	0	1	0	0	0	0	0	0	0
Gardner, Gilbert	1	1	0	0.0	0	0	0	0	0	0	0	0	0
Nickey, Donnie	1	1	0	1.0	1	0	0	0	0	0	0	0	0
Simon, Corey	1	0	1	0.0	0	1	0	0	0	0	0	0	0
Amato, Ken	0	0	0	0.0	0	0	0	0	0	0	0	0	0
Mahelona, Jesse	0	0	0	0.0	0	0	0	0	0	0	0	0	0
Woods, LeVar	0	0	0	0.0	0	0	0	0	0	0	0	0	0
<b>TEAM TOTALS:</b>	<b>1,173</b>	<b>790</b>	<b>383</b>	<b>40.0</b>	<b>241</b>	<b>124</b>	<b>51</b>	<b>22</b>	<b>358</b>	<b>2</b>	<b>92</b>	<b>14</b>	<b>6</b>

## 2007 SPECIAL TEAMS TACKLES

Player	Tackles				Blocks			
	Tot	Solo	Asst	FF	FR	PAT	FG	Punt
Griffin, M. ....	16	11	5	0	0	0	0	0
Gardner, G. ....	15	11	4	0	0	0	0	0
King, E. ....	11	9	2	0	0	0	0	0
Tulloch, S. ....	11	6	5	0	0	0	0	0
Hill, R. ....	9	6	3	0	1	0	0	0
Nickey, D. ....	8	6	2	0	1	0	0	0
Scanlon, R. ....	7	6	1	0	2	0	0	0
Troupe, B. ....	6	2	4	0	0	0	0	0
Hall, A. ....	5	5	0	0	0	0	0	0
Woods, L. ....	5	4	1	0	0	0	0	0
Fuller, V. ....	5	3	2	0	1	0	0	0
Cramer, C. ....	4	3	1	0	0	0	0	0
Ealy, B. ....	4	3	1	0	0	0	0	0
Finnegan, C. ....	4	3	1	0	0	0	0	0
Allred, C. ....	4	2	2	0	0	0	0	0
Lowry, C. ....	4	2	2	0	0	0	0	0
Bironas, R. ....	3	3	0	0	0	0	0	0
Amato, K. ....	3	2	1	0	0	0	0	0
Cain, J. ....	3	1	2	0	0	0	0	0
Davis, C. ....	2	2	0	0	2	0	0	0
Iwuoma, C. ....	2	2	0	0	0	0	0	0
Fowler, R. ....	2	1	1	0	0	0	0	0
Gage, J. ....	1	1	0	0	0	0	0	0
Hartsock, B. ....	1	1	0	0	0	0	0	0
Hentrich, C. ....	1	1	0	0	0	0	0	0
Barclay, C. ....	1	0	1	0	0	0	0	0
Cordova, J. ....	1	0	1	0	0	0	0	0
Odom, A. ....	0	0	0	0	1	0	0	0
Vanden Bosch, K. O	0	0	0	0	1	0	0	0
<b>TOTALS: ....</b>	<b>138</b>	<b>96</b>	<b>42</b>	<b>0</b>	<b>7</b>	<b>2</b>	<b>0</b>	<b>0</b>

## MISCELLANEOUS STATS

Player	Tackles				
	Tot	Solo	Asst	FF	FR
Brown, C. ...	3	0	0	0	0
Gage, J. ...	3	3	0	0	2
White, L. ...	3	3	0	1	0
Williams, R. 3	3	0	0	0	2
Mawae, K. 2	2	2	0	0	0
Roos, M. ...	2	2	0	0	0
Ealy, B. ...	1	1	0	0	0
Henry, C. ...	1	1	0	0	0
Moulds, E. 1	1	1	0	0	0
Olson, B. ...	1	1	0	0	0
Scaife, B. ...	1	1	0	0	0
Stewart, D. 1	1	1	0	0	0
Young, V. ...	1	1	0	0	7
Amato, E. ...	0	0	0	0	1
<b>TOTALS: 20</b>	<b>20</b>	<b>0</b>	<b>1</b>	<b>12</b>	



LB David Thornton



S Michael Griffin

### LEGEND

- Tot ... Total Tackles
- Solo ... Solo Tackles
- Asst ... Asst. Tackles
- Sk ... Sacks
- QBP ... QB Pressure
- TFL ... Tackles for Loss
- Int ... Interceptions
- PD ... Passes Def.
- FF ... Forced Fumble
- FR ... Fumble Rec.

# 2007 GAME-BY-GAME OFFENSE



	9/9 @J A X	9/16 I N D	9/24 @N O	10/7 A T L	10/14 @T B	10/21 @H O U	10/28 O A K	11/4 C A R	11/11 J A X	11/19 @D E N	11/25 @C I N	12/2 H O U	12/9 S D	12/16 @K C	12/23 N Y J	12/31 @I N D
Points	13	20	31	20	10	38	13	20	13	20	6	28	17	26	10	16
1st Qtr	3	3	3	7	0	6	3	10	0	0	0	7	3	7	0	7
2nd Qtr	3	3	7	3	0	16	0	3	3	10	6	0	0	3	7	0
3rd Qtr	7	7	7	10	3	10	7	0	3	7	0	14	7	10	3	3
4th Qtr	0	7	14	0	7	6	3	7	7	3	0	7	7	6	0	6
Overtime	0	0	0	0	0	0	0	0	0	0	0	0	0	0	0	0
TDs (Ru-P-Ret)	1-0-0	1-1-0	1-2-1	1-0-1	1-0-0	2-0-0	1-0-0	2-0-0	0-1-0	1-1-0	0-0-0	2-2-0	2-0-0	0-2-0	1-0-0	1-0-0
PATs	1-1	2-2	4-4	2-2	1-1	2-2	1-1	2-2	1-1	2-2	0-0	4-4	2-2	2-2	1-1	1-1
2PT Convs	0-0	0-0	0-0	0-0	0-0	0-0	0-0	0-0	0-0	0-0	0-0	0-0	0-0	0-0	0-0	0-0
FGs	2-2	2-2	1-2	2-3	1-1	8-8	2-2	2-2	2-2	2-2	2-2	0-1	1-2	4-4	1-1	3-3
Safeties	0	0	0	0	0	0	0	0	0	0	0	0	0	0	0	0
First Downs	22	19	19	20	20	23	11	20	17	28	10	23	13	19	17	25
Rushing	15	9	7	5	3	7	8	10	2	9	2	11	7	10	7	6
Passing	5	9	11	11	16	15	3	7	14	18	8	11	6	9	10	18
Penalty	2	1	1	4	1	1	0	3	1	1	0	1	0	0	0	1
3rd Down Conv	6-12	7-14	5-11	6-13	9-16	6-17	3-13	6-14	4-15	7-14	2-10	4-11	6-17	3-11	7-14	8-15
3rd Down Pct	50.0	50.0	45.5	46.2	56.3	35.3	23.1	42.9	26.7	50.0	20.0	36.4	35.3	27.3	50.0	53.3
4th Down Conv	0-1	0-2	1-1	0-2	0-0	0-0	0-0	0-0	1-3	0-0	0-2	0-0	0-0	0-0	0-0	0-0
4th Down %	0.0	0.0	100.0	0.0	0.0	0.0	0.0	0.0	33.3	0.0	0.0	0.0	0.0	0.0	0.0	0.0
Red Zone Conv	1-4	2-4	2-5	1-2	1-2	2-9	0-2	2-3	0-2	1-2	0-5	3-3	2-3	1-5	1-1	1-3
Red Zone Pct	25.0	50.0	40.0	50.0	50.0	22.2	0.0	66.7	0.0	50.0	0.0	100.0	66.7	20.0	100.0	33.3
Goal to Go Conv	1-4	2-2	2-3	1-1	1-1	2-3	0-1	2-2	0-1	1-1	0-3	2-2	2-2	0-1	1-1	1-2
Goal to Go Pct	25.0	100.0	66.7	100.0	100.0	66.7	0.0	100.0	0.0	100.0	0.0	100.0	100.0	0.0	100.0	50.0
Total Net Yards	350	313	284	249	317	422	218	236	292	423	305	382	240	327	273	356
Total Off. Plays	69	64	60	65	70	82	52	69	64	71	50	63	63	63	61	71
Avg. Gain/Play	5.1	4.9	4.7	3.8	4.5	5.1	4.2	3.4	4.6	6.0	6.1	6.1	3.8	5.2	4.5	5.0
Net Yds Rushing	282	141	98	92	96	155	192	140	62	133	61	153	131	148	127	98
Total Rush Plays	49	34	34	32	33	39	36	43	19	29	18	29	37	36	36	39
Avg. Gain/Rush	5.8	4.1	2.9	2.9	2.9	4.0	5.3	3.3	3.3	4.6	3.4	5.3	3.5	4.1	3.5	2.5
Net Yds Passing	68	172	186	157	221	267	26	96	230	290	244	229	109	179	146	258
Times Sacked	2	3	0	0	3	1	2	3	4	1	1	3	2	1	3	1
Yards Lost	10	12	0	0	24	13	16	14	27	15	2	19	10	12	20	5
Gross Yds Passing	78	184	186	157	245	280	42	110	257	305	246	248	119	191	166	263
Pass Attempts	18	27	26	33	34	42	14	23	41	41	31	31	24	26	22	31
Pass Completions	11	17	18	20	21	25	6	14	24	26	19	21	14	16	12	24
Completion Pct	61.1	63.0	69.2	60.6	61.8	59.5	42.9	60.9	58.5	63.4	61.3	67.7	58.3	61.5	54.6	77.4
Avg. Gain/Pass	0.0	5.7	7.2	4.8	6.0	6.2	1.6	3.7	5.1	6.9	7.6	6.7	4.2	6.6	5.8	8.1
Interceptions	1	0	1	3	1	0	0	2	2	2	1	1	2	0	1	0
Fumbles/Lost	3-1	2-2	1-0	2-2	2-2	3-2	1-0	4-2	2-1	4-1	1-1	1-0	0-0	1-0	3-1	2-2
Penalties	4	4	8	6	8	6	7	10	9	6	6	7	4	5	5	6
Penalty Yards	29	40	49	40	49	45	62	89	56	80	55	44	21	35	39	40
Punts	3	3	3	3	5	4	8	5	5	4	3	7	8	4	5	3
Gross Punting Avg	30.0	39.3	40.3	44.0	40.6	37.8	47.1	40.8	44.0	43.3	32.7	38.7	44.1	45.0	44.2	49.3
Touchbacks	0	0	0	0	1	0	1	0	1	1	0	1	0	0	1	0
Inside20	1	3	1	1	2	2	1	2	0	0	0	3	2	2	3	2
Punts Blocked	0	0	0	0	0	0	0	0	0	0	0	0	0	0	0	0
Net Punting Avg	29.0	37.7	37.0	44.0	34.2	36.5	40.5	40.8	31.0	18.3	32.0	36.4	38.6	43.5	37.2	43.3
Punt Returns	3	0	3	3	3	1	4	5	4	2	1	2	3	3	1	4
Punt Return Yds	27	0	43	32	16	22	27	59	24	18	0	11	34	20	6	30
Punt Return Avg	9.0	0.0	14.3	10.7	5.3	22.0	6.8	11.8	6.0	9.0	0.0	5.5	11.3	6.7	6.0	7.5
Fair Catches	2	0	0	1	1	3	1	1	0	0	0	3	1	1	1	1
Kickoff Returns	3	5	1	3	4	3	2	2	5	4	6	4	4	2	1	3
KO Return Yards	49	126	48	75	82	73	32	58	65	95	123	88	93	39	23	52
KO Return Avg	16.3	25.2	48.0	25.0	20.5	24.3	16.0	29.0	13.0	23.8	20.5	22.0	23.3	19.5	23.0	17.3
Time of Poss	36:55	30:18	33:06	29:49	37:37	36:43	27:23	33:02	25:37	35:33	21:30	30:18	36:13	30:42	29:49	35:32
Turnover Ratio	-1	-1	+4	-3	-2	+4	+2	-2	-2	-2	-1	+1	+1	+3	0	-1

Front Office

Coaching Staff

Players

Rookies

2007 Season

Records

History

Playoff History

Sidelines

# 2007 GAME-BY-GAME DEFENSE

Front Office

Coaching Staff

Players

Rookies

2007 Season

Records

History

Playoff History

Sidelines



	9/9 @J A X	9/16 I N D	9/24 @N O	10/7 A T L	10/14 @T B	10/21 @H O U	10/28 O A K	11/4 C A R	11/11 J A X	11/19 @D E N	11/25 @C I N	12/2 H O U	12/9 S D	12/16 @K C	12/23 N Y J	12/31 @I N D
Points	10	22	14	13	13	36	9	7	28	34	35	20	23	17	6	10
1st Qtr	7	6	0	7	0	7	3	0	7	14	7	7	0	0	0	0
2nd Qtr	3	10	7	3	3	0	6	0	7	6	7	3	0	14	6	3
3rd Qtr	0	6	7	3	7	0	0	0	7	7	14	0	3	3	0	7
4th Qtr	0	0	0	0	3	29	0	7	7	7	7	10	14	0	0	0
Overtime	0	0	0	0	0	0	0	0	0	0	0	0	6	0	0	0
TDs (Ru-P-Ret)	0-1-0	1-1-0	2-0-0	0-0-1	0-1-0	0-4-1	0-0-0	0-1-0	3-1-0	1-2-1	2-3-0	1-1-0	1-2-0	0-2-0	0-1-0	0-1-0
PATs	1-1	1-2	2-2	1-1	1-1	4-4	0-0	1-1	4-4	4-4	5-5	2-2	2-2	2-2	0-1	1-1
2PT Convs	0-0	0-0	0-0	0-0	0-0	1-1	0-0	0-0	0-0	0-0	0-0	0-0	0-0	0-0	0-0	0-0
FGs	1-1	3-4	0-0	2-5	2-2	0-0	3-3	0-1	0-0	2-2	0-1	2-2	1-1	1-1	0-1	1-1
Safeties	0	0	0	0	0	0	0	0	0	0	0	0	0	0	0	0
First Downs	13	23	18	9	13	18	14	15	19	15	30	17	20	17	14	13
Rushing	5	5	4	5	2	1	5	3	10	5	9	6	6	7	5	2
Passing	6	17	12	4	10	16	7	6	7	9	19	11	14	10	8	9
Penalty	2	1	2	0	1	1	2	6	2	1	2	0	0	0	1	2
3rd Down Conv	5-12	5-12	7-12	4-18	4-11	5-12	5-16	4-16	6-16	6-12	14-18	4-12	6-18	11-17	6-16	5-12
3rd Down Pct	41.7	41.7	58.3	22.2	36.4	41.7	31.3	25.0	37.5	50.0	77.8	33.3	33.3	64.7	37.5	41.7
4th Down Conv	0-1	0-0	0-1	1-2	0-0	1-1	0-1	0-0	3-5	0-0	0-0	0-0	1-1	1-1	1-2	0-1
4th Down %	0.0	0.0	0.0	50.0	0.0	100.0	0.0	0.0	60.0	0.0	0.0	0.0	100.0	100.0	50.0	0.0
Red Zone Conv	0-2	1-5	2-2	0-3	0-1	3-3	0-0	1-1	4-4	0-1	5-6	1-1	3-4	2-3	1-2	1-2
Red Zone Pct	0.0	20.0	100.0	0.0	0.0	100.0	0.0	100.0	100.0	0.0	83.3	100.0	75.0	66.7	50.0	50.0
Goal to Go Conv	0-1	1-3	2-2	0-1	0-0	1-1	0-0	0-0	2-2	0-0	5-6	1-1	2-3	2-2	0-1	1-1
Goal to Go Pct	0.0	33.3	100.0	0.0	0.0	100.0	0.0	0.0	100.0	0.0	83.3	100.0	66.7	100.0	0.0	100.0
Total Net Yards	272	381	252	198	304	333	235	191	262	359	426	315	341	306	296	194
Total Off. Plays	50	66	62	63	46	58	64	61	68	48	75	62	77	64	62	52
Avg. Gain/Play	5.4	5.8	4.1	3.1	6.6	5.7	3.7	3.1	3.9	7.5	5.7	5.1	4.4	4.8	4.8	3.7
Net Yds Rushing	75	81	34	99	30	39	92	78	166	166	148	119	148	89	68	46
Total Rush Plays	17	22	16	22	15	12	27	22	44	26	36	25	30	21	24	10
Avg. Gain/Rush	4.4	3.7	2.1	4.5	2.0	3.3	3.4	3.5	3.8	6.4	4.1	4.8	4.9	4.2	2.8	4.6
Net Yds Passing	197	300	218	99	274	294	143	113	96	193	278	196	193	217	228	148
Times Sacked	3	2	1	2	0	2	5	7	1	1	1	2	5	0	6	2
Yards Lost	7	12	7	16	0	19	24	30	5	7	5	23	35	0	36	15
Gross Yds Passing	204	312	225	115	274	313	167	143	101	200	283	219	228	217	264	163
Pass Attempts	30	42	45	39	31	44	32	32	23	21	38	35	42	43	32	40
Pass Completions	17	28	29	18	20	27	15	17	13	16	32	20	21	25	26	25
Completion Pct	56.7	66.7	64.4	46.2	64.5	61.4	46.9	53.1	56.5	76.2	84.2	57.1	50.0	58.1	81.3	62.5
Avg. Gain/Pass	6.0	6.8	4.7	2.4	8.8	6.4	3.9	2.9	4.0	8.8	7.1	5.3	4.1	5.0	6.0	3.5
Interceptions	0	1	4	2	0	3	1	2	0	0	1	1	3	2	2	0
Fumbles/Lost	1-1	1-0	1-1	1-0	1-1	4-3	4-1	1-0	1-1	2-1	1-0	3-1	0-0	1-1	3-0	1-1
Penalties	4	5	2	8	4	4	14	10	4	5	4	5	4	8	4	5
Penalty Yards	45	44	15	66	25	37	100	92	35	35	35	36	30	61	35	54
Punts	5	3	3	6	6	5	6	9	5	3	2	6	8	4	5	5
Gross Punting Avg	42.2	42.7	53.3	38.0	44.3	45.0	51.8	40.4	43.0	48.3	43.5	41.5	47.8	44.5	41.6	51.6
Touchbacks	0	2	0	0	2	0	1	1	1	0	0	1	1	0	1	0
Inside20	0	0	2	2	1	0	1	3	1	1	1	1	2	2	2	4
Punts Blocked	0	0	0	0	0	0	0	0	0	0	0	0	0	0	0	0
Net Punting Avg	36.8	29.3	39.0	32.7	35.0	40.6	44.0	31.7	34.2	42.3	43.5	36.3	41.0	39.5	36.4	45.6
Punt Returns	1	1	1	1	3	2	4	1	3	2	1	3	3	2	1	2
Punt Return Yds	3	5	10	0	12	5	33	0	45	80	2	-4	44	6	15	18
Punt Return Avg	3.0	5.0	10.0	0.0	4.0	2.5	8.3	0.0	15.0	40.0	2.0	-1.3	14.7	3.0	15.0	9.0
Fair Catches	2	1	1	2	1	0	3	0	0	1	1	1	3	0	0	0
Kickoff Returns	2	4	6	3	1	8	4	3	2	1	3	4	3	7	3	4
KO Return Yards	71	106	133	144	33	199	78	52	29	26	86	74	71	136	66	100
KO Return Avg	35.5	26.5	22.2	48.0	33.0	24.9	19.5	17.3	14.5	26.0	28.7	18.5	23.7	19.4	22.0	25.0
Time of Poss	23:05	29:42	26:54	30:11	22:23	23:17	32:37	26:58	34:23	24:27	38:30	29:42	31:18	29:18	30:11	24:28
Turnover Ratio	+1	+1	-4	+3	+2	-4	-2	+2	+2	+2	+1	-1	-1	-3	0	+1

# 2007 GAME-BY-GAME PASSING

## VINCE YOUNG

Date	Opponent	Att	Cmp	Yds	Pct	TD	Lg	Int	Sack	Yds	Rating
9/9	@ Jacksonville	18	11	78	61.1	0	21	1	1	6	47.9
9/16	Indianapolis	27	17	184	63.0	1	48	0	3	12	95.3
9/24	@ New Orleans	22	14	164	63.6	2	35	1	0	0	97.5
10/7	Atlanta	33	20	157	60.6	0	16	3	0	0	34.5
10/14	@ Tampa Bay	14	11	120	78.6	0	23	1	1	4	72.6
10/21	@ Houston	DID NOT PLAY									
10/28	Oakland	14	6	42	42.9	0	12	0	2	16	50.3
11/4	Carolina	23	14	110	60.9	0	18	2	3	14	36.5
11/11	Jacksonville	41	24	257	58.5	1	28	2	4	27	64.8
11/19	@ Denver	41	26	305	63.4	1	21	2	1	15	73.7
11/25	@ Cincinnati	31	19	246	61.3	0	73	1	1	2	72.8
12/2	Houston	31	21	248	67.7	2	43	1	3	19	99.9
12/9	San Diego	21	13	121	61.9	0	17	2	1	5	38.1
12/16	@ Kansas City	26	16	191	61.5	2	41	0	1	12	109.6
12/23	N.Y. Jets	22	12	166	54.5	0	29	1	3	20	60.0
12/30	@ Indianapolis	18	14	157	77.8	0	21	0	1	5	103.0
<b>2007 TOTALS</b>		<b>382</b>	<b>238</b>	<b>2546</b>	<b>62.3</b>	<b>9</b>	<b>73</b>	<b>17</b>	<b>25</b>	<b>157</b>	<b>71.1</b>

## KERRY COLLINS

Date	Opponent	Att	Cmp	Yds	Pct	TD	Lg	Int	Sack	Yds	Rating
9/9	@ Jacksonville	0	0	0	0.0	0	0	0	1	4	0.0
9/16	Indianapolis	DID NOT PLAY									
9/24	@ New Orleans	4	4	22	100.0	0	8	0	0	0	89.6
10/7	Atlanta	DID NOT PLAY									
10/14	@ Tampa Bay	20	10	125	50.0	0	42	0	2	20	69.8
10/21	@ Houston	42	25	280	59.5	0	46	0	1	13	79.5
10/28	Oakland	DID NOT PLAY									
11/4	Carolina	DID NOT PLAY									
11/11	Jacksonville	DID NOT PLAY									
11/19	@ Denver	DID NOT PLAY									
11/25	@ Cincinnati	DID NOT PLAY									
12/2	Houston	DID NOT PLAY									
12/9	San Diego	3	1	-2	33.3	0	-2	0	1	5	42.4
12/16	@ Kansas City	DID NOT PLAY									
12/23	N.Y. Jets	DID NOT PLAY									
12/30	@ Indianapolis	13	10	106	76.9	0	19	0	0	0	100.2
<b>2007 TOTALS</b>		<b>82</b>	<b>50</b>	<b>531</b>	<b>61.0</b>	<b>0</b>	<b>46</b>	<b>0</b>	<b>5</b>	<b>42</b>	<b>79.9</b>

# 2007 GAME-BY-GAME PUNTING

## C. HENTRICH

Date	Opponent	No	Yds	Avg	Net	TB	In 20	Lg	Ret.	B	
9/9	@ Jacksonville	3	90	30.0	29.0	0	1	36	1	0	
9/16	Indianapolis	3	118	39.3	37.7	0	3	51	1	0	
9/24	@ New Orleans	INACTIVE									
10/7	Atlanta	3	132	44.0	44.0	0	1	49	1	0	
10/14	@ Tampa Bay	5	203	40.6	34.2	1	2	49	3	0	
10/21	@ Houston	4	151	37.8	36.5	0	2	47	2	0	
10/28	Oakland	8	377	47.1	40.5	1	1	62	4	0	
11/4	Carolina	5	204	40.8	40.8	0	2	66	1	0	
11/11	Jacksonville	5	220	44.0	31.0	1	0	52	3	0	
11/19	@ Denver	4	173	43.3	18.3	1	0	52	2	0	
11/25	@ Cincinnati	3	98	32.7	32.0	0	0	39	1	0	
12/2	Houston	7	271	38.7	36.4	1	3	50	3	0	
12/9	San Diego	8	353	44.1	38.6	0	2	57	3	0	
12/16	@ Kansas City	4	180	45.0	43.5	0	2	51	2	0	
12/23	N.Y. Jets	5	221	44.2	37.2	1	3	53	1	0	
12/30	@ Indianapolis	3	148	49.3	43.3	0	2	60	2	0	
<b>2007 TOTALS</b>		<b>70</b>	<b>2939</b>	<b>42.0</b>	<b>36.5</b>	<b>6</b>	<b>24</b>	<b>66</b>	<b>30</b>	<b>0</b>	



Craig Hentrich

# 2007 GAME-BY-GAME RUSHING

Front Office

Coaching Staff

Players

Rookies

2007 Season

Records

History

Playoff History

Sidelines

		L. WHITE					C. BROWN					V. YOUNG				
Date	Opponent	No	Yds	Avg	Lg	TD	No	Yds	Avg	Lg	TD	No	Yds	Avg	Lg	TD
9/9	@ Jacksonville	18	66	3.7	13	0	19	175	9.2	42	0	11	22	2.0	8	1
9/16	Indianapolis	15	64	4.3	12	0	12	34	2.8	13	0	5	53	10.6	21	0
9/24	@ New Orleans	17	50	2.9	8	1	11	38	3.5	19	0	5	21	4.2	12	0
10/7	Atlanta	12	32	2.7	8	0	10	27	2.7	6	1	8	27	3.4	20	0
10/14	@ Tampa Bay	25	64	2.6	5	1	5	26	5.2	9	0	3	6	2.0	4	0
10/21	@ Houston	27	104	3.9	28	1	INACTIVE					DID NOT PLAY				
10/28	Oakland	25	133	5.3	27	0	INACTIVE					7	11	1.6	6	0
11/4	Carolina	31	100	3.2	12	1	INACTIVE					8	25	3.1	16	1
11/11	Jacksonville	8	12	1.5	6	0	INACTIVE					8	52	6.5	13	0
11/19	@ Denver	13	42	3.2	11	0	3	14	4.7	8	0	11	74	6.7	19	1
11/25	@ Cincinnati	8	27	3.4	11	0	8	28	3.5	8	0	2	6	3.0	5	0
12/2	Houston	12	60	5.0	13	1	11	46	4.2	22	1	5	44	8.8	14	0
12/9	San Diego	30	113	3.8	25	1	5	16	3.2	7	1	2	2	1.0	1	0
12/16	@ Kansas City	23	95	4.1	10	0	6	21	3.5	12	0	7	32	4.6	14	0
12/23	N.Y. Jets	23	103	4.5	14	0	5	15	3.0	4	1	7	1	0.1	2	0
12/30	@ Indianapolis	16	45	2.8	15	0	7	22	3.1	8	1	4	19	4.8	9	0
<b>2007 TOTALS</b>		<b>303</b>	<b>1,110</b>	<b>3.7</b>	<b>28</b>	<b>7</b>	<b>102</b>	<b>462</b>	<b>4.5</b>	<b>42</b>	<b>5</b>	<b>93</b>	<b>395</b>	<b>4.2</b>	<b>21</b>	<b>3</b>

		C. HENRY					B. JONES					C. DAVIS					
Date	Opponent	No	Yds	Avg	Lg	TD	No	Yds	Avg	Lg	TD	No	Yds	Avg	Lg	TD	
9/9	@ Jacksonville	INACTIVE					1	19	19.0	19	0	0	0	0.0	0	0	0
9/16	Indianapolis	INACTIVE					0	0	0.0	0	0	1	5	5.0	5	0	
9/24	@ New Orleans	INACTIVE					0	0	0.0	0	0	0	0	0.0	0	0	
10/7	Atlanta	INACTIVE					0	0	0.0	0	0	1	14	14.0	14	0	
10/14	@ Tampa Bay	INACTIVE					INACTIVE					0	0	0.0	0	0	
10/21	@ Houston	11	57	5.2	24	1	INACTIVE					0	0	0.0	0	0	
10/28	Oakland	4	48	12.0	24	1	INACTIVE					0	0	0.0	0	0	
11/4	Carolina	3	-3	-1.0	1	0	1	18	18.0	18	0	0	0	0.0	0	0	
11/11	Jacksonville	3	-2	-0.7	1	0	0	0	0.0	0	0	INACTIVE					
11/19	@ Denver	1	4	4.0	4	0	0	0	0.0	0	0	0	0	0.0	0	0	
11/25	@ Cincinnati	SUSPENDED					0	0	0.0	0	0	INACTIVE					
12/2	Houston	SUSPENDED					0	0	0.0	0	0	INACTIVE					
12/9	San Diego	SUSPENDED					INACTIVE					INACTIVE					
12/16	@ Kansas City	SUSPENDED					INJURED RESERVE					0	0	0.0	0	0	
12/23	N.Y. Jets	0	0	0.0	0	0	INJURED RESERVE					0	0	0.0	0	0	
12/30	@ Indianapolis	9	15	1.7	5	0	INJURED RESERVE					0	0	0.0	0	0	
<b>2007 TOTALS</b>		<b>31</b>	<b>119</b>	<b>3.8</b>	<b>24</b>	<b>2</b>	<b>2</b>	<b>37</b>	<b>18.5</b>	<b>19</b>	<b>0</b>	<b>2</b>	<b>19</b>	<b>9.5</b>	<b>14</b>	<b>0</b>	

		A. HALL					C. BARCLAY					B. TROUPE				
Date	Opponent	No	Yds	Avg	Lg	TD	No	Yds	Avg	Lg	TD	No	Yds	Avg	Lg	TD
9/9	@ Jacksonville	0	0	0.0	0	0	NOT ON ROSTER					0	0	0.0	0	0
9/16	Indianapolis	0	0	0.0	0	0	NOT ON ROSTER					0	0	0.0	0	0
9/24	@ New Orleans	0	0	0.0	0	0	NOT ON ROSTER					0	0	0.0	0	0
10/7	Atlanta	0	0	0.0	0	0	NOT ON ROSTER					0	0	0.0	0	0
10/14	@ Tampa Bay	0	0	0.0	0	0	NOT ON ROSTER					0	0	0.0	0	0
10/21	@ Houston	0	0	0.0	0	0	NOT ON ROSTER					0	0	0.0	0	0
10/28	Oakland	INACTIVE					NOT ON ROSTER					0	0	0.0	0	0
11/4	Carolina	INACTIVE					NOT ON ROSTER					0	0	0.0	0	0
11/11	Jacksonville	INACTIVE					NOT ON ROSTER					0	0	0.0	0	0
11/19	@ Denver	INACTIVE					NOT ON ROSTER					1	-1	-1.0	-1	0
11/25	@ Cincinnati	INACTIVE					0	0	0.0	0	0	0	0	0.0	0	0
12/2	Houston	0	0	0.0	0	0	1	3	3.0	3	0	0	0	0.0	0	0
12/9	San Diego	0	0	0.0	0	0	0	0	0.0	0	0	0	0	0.0	0	0
12/16	@ Kansas City	0	0	0.0	0	0	0	0	0.0	0	0	0	0	0.0	0	0
12/23	N.Y. Jets	1	8	8.0	8	0	NOT ON ROSTER					0	0	0.0	0	0
12/30	@ Indianapolis	0	0	0.0	0	0	NOT ON ROSTER					0	0	0.0	0	0
<b>2007 TOTALS</b>		<b>1</b>	<b>8</b>	<b>8.0</b>	<b>8</b>	<b>0</b>	<b>1</b>	<b>3</b>	<b>3.0</b>	<b>3</b>	<b>0</b>	<b>1</b>	<b>-1</b>	<b>-1.0</b>	<b>-1</b>	<b>0</b>

		K. COLLINS					C. HENTRICH					R. WILLIAMS				
Date	Opponent	No	Yds	Avg	Lg	TD	No	Yds	Avg	Lg	TD	No	Yds	Avg	Lg	TD
9/9	@ Jacksonville	0	0	0.0	0	0	0	0	0.0	0	0	0	0	0.0	0	0
9/16	Indianapolis	DID NOT PLAY					0	0	0.0	0	0	0	0	0.0	0	0
9/24	@ New Orleans	0	0	0.0	0	0	DID NOT PLAY					1	-11	-11.0	-11	0
10/7	Atlanta	DID NOT PLAY					1	-8	-8.0	-8	0	0	0	0.0	0	0
10/14	@ Tampa Bay	0	0	0.0	0	0	0	0	0.0	0	0	0	0	0.0	0	0
10/21	@ Houston	0	0	0.0	0	0	0	0	0.0	0	0	1	-6	-6.0	-6	0
10/28	Oakland	DID NOT PLAY					0	0	0.0	0	0	0	0	0.0	0	0
11/4	Carolina	DID NOT PLAY					0	0	0.0	0	0	0	0	0.0	0	0
11/11	Jacksonville	DID NOT PLAY					0	0	0.0	0	0	0	0	0.0	0	0
11/19	@ Denver	DID NOT PLAY					0	0	0.0	0	0	0	0	0.0	0	0
11/25	@ Cincinnati	DID NOT PLAY					0	0	0.0	0	0	0	0	0.0	0	0
12/2	Houston	DID NOT PLAY					0	0	0.0	0	0	0	0	0.0	0	0
12/9	San Diego	0	0	0.0	0	0	0	0	0.0	0	0	0	0	0.0	0	0
12/16	@ Kansas City	DID NOT PLAY					0	0	0.0	0	0	0	0	0.0	0	0
12/23	N.Y. Jets	DID NOT PLAY					0	0	0.0	0	0	0	0	0.0	0	0
12/30	@ Indianapolis	3	-3	-1.0	-1	0	0	0	0.0	0	0	0	0	0.0	0	0
<b>2007 TOTALS</b>		<b>3</b>	<b>-3</b>	<b>-1.0</b>	<b>-1</b>	<b>0</b>	<b>1</b>	<b>-8</b>	<b>-8.0</b>	<b>-8</b>	<b>0</b>	<b>2</b>	<b>-17</b>	<b>-8.5</b>	<b>-6</b>	<b>0</b>

# 2007 GAME-BY-GAME RECEIVING

J. GAGE							R. WILLIAMS					B. SCAIFE				
Date	Opponent	No	Yds	Avg	Lg	TD	No	Yds	Avg	Lg	TD	No	Yds	Avg	Lg	TD
9/9	@ Jacksonville	2	26	13.0	17	0	0	0	0.0	0	0	2	18	9.0	21	0
9/16	Indianapolis	1	10	10.0	10	0	4	72	18.0	48	1	1	8	8.0	8	0
9/24	@ New Orleans	0	0	0.0	0	0	3	37	12.3	18	0	3	26	8.7	19	1
10/7	Atlanta	3	15	5.0	8	0	2	19	9.5	15	0	1	3	3.0	3	0
10/14	@ Tampa Bay	4	82	20.5	42	0	5	44	8.8	12	0	3	45	15.0	17	0
10/21	@ Houston	5	48	9.6	24	0	5	124	24.8	46	0	6	49	8.2	15	0
10/28	Oakland	2	19	9.5	12	0	1	3	3.0	3	0	2	12	6.0	8	0
11/4	Carolina	2	23	11.5	12	0	3	22	7.3	10	0	6	35	5.8	11	0
11/11	Jacksonville	7	90	12.9	28	1	4	31	7.8	17	0	3	38	12.7	16	0
11/19	@ Denver	6	66	11.0	18	0	4	47	11.8	16	0	4	49	12.3	20	0
11/25	@ Cincinnati	4	98	24.5	73	0	2	9	4.5	5	0	5	33	6.6	9	0
12/2	Houston	5	64	12.8	20	1	5	74	14.8	43	1	4	57	14.3	26	0
12/9	San Diego	1	12	12.0	12	0	3	30	10.0	17	0	2	14	7.0	9	0
12/16	@ Kansas City	3	45	15.0	17	0	4	94	23.5	41	2	0	0	0.0	0	0
12/23	N.Y. Jets	3	48	16.0	29	0	4	54	13.5	19	0	1	12	12.0	12	0
12/30	@ Indianapolis	7	104	14.9	21	0	6	59	9.8	14	0	3	22	7.3	12	0
<b>2007 TOTALS</b>		<b>55</b>	<b>750</b>	<b>13.6</b>	<b>73</b>	<b>2</b>	<b>55</b>	<b>719</b>	<b>13.1</b>	<b>48</b>	<b>4</b>	<b>46</b>	<b>421</b>	<b>9.2</b>	<b>26</b>	<b>1</b>
E. MOULDS							B. JONES					L. WHITE				
Date	Opponent	No	Yds	Avg	Lg	TD	No	Yds	Avg	Lg	TD	No	Yds	Avg	Lg	TD
9/9	@ Jacksonville	1	4	4.0	4	0	1	6	6.0	6	0	2	7	3.5	8	0
9/16	Indianapolis	2	18	9.0	10	0	5	57	11.4	26	0	0	0	0.0	0	0
9/24	@ New Orleans	2	20	10.0	10	0	4	73	18.3	35	1	1	10	10.0	10	0
10/7	Atlanta	4	31	7.8	10	0	3	36	12.0	16	0	0	0	0.0	0	0
10/14	@ Tampa Bay	6	49	8.2	12	0	INACTIVE					2	9	4.5	9	0
10/21	@ Houston	0	0	0.0	0	0	INACTIVE					4	22	5.5	9	0
10/28	Oakland	0	0	0.0	0	0	INACTIVE					1	8	8.0	8	0
11/4	Carolina	0	0	0.0	0	0	0	0	0.0	0	0	1	1	1.0	1	0
11/11	Jacksonville	1	18	18.0	18	0	5	51	10.2	16	0	1	5	5.0	5	0
11/19	@ Denver	2	27	13.5	18	0	3	25	8.3	21	1	2	22	11.0	12	0
11/25	@ Cincinnati	2	54	27.0	46	0	0	0	0.0	0	0	2	-1	-0.5	0	0
12/2	Houston	3	29	9.7	22	0	0	0	0.0	0	0	1	7	7.0	7	0
12/9	San Diego	1	15	15.0	15	0	INACTIVE					2	24	12.0	15	0
12/16	@ Kansas City	4	37	9.3	20	0	INJURED RESERVE					1	0	0.0	0	0
12/23	N.Y. Jets	1	12	12.0	12	0	INJURED RESERVE					0	0	0.0	0	0
12/30	@ Indianapolis	3	28	9.3	14	0	INJURED RESERVE					0	0	0.0	0	0
<b>2007 TOTALS</b>		<b>32</b>	<b>342</b>	<b>10.7</b>	<b>46</b>	<b>0</b>	<b>21</b>	<b>248</b>	<b>11.8</b>	<b>35</b>	<b>2</b>	<b>20</b>	<b>114</b>	<b>5.7</b>	<b>15</b>	<b>0</b>
C. BROWN							B. HARTSOCK					A. HALL				
Date	Opponent	No	Yds	Avg	Lg	TD	No	Yds	Avg	Lg	TD	No	Yds	Avg	Lg	TD
9/9	@ Jacksonville	1	3	3.0	3	0	0	0	0.0	0	0	1	6	6.0	6	0
9/16	Indianapolis	1	2	2.0	2	0	0	0	0.0	0	0	0	0	0.0	0	0
9/24	@ New Orleans	4	18	4.5	8	0	1	2	2.0	2	0	0	0	0.0	0	0
10/7	Atlanta	2	7	3.5	4	0	1	7	7.0	7	0	2	17	8.5	11	0
10/14	@ Tampa Bay	0	0	0.0	0	0	1	16	16.0	16	0	0	0	0.0	0	0
10/21	@ Houston						2	12	6.0	6	0	0	0	0.0	0	0
10/28	Oakland						0	0	0.0	0	0	INACTIVE				
11/4	Carolina						1	11	11.0	11	0	INACTIVE				
11/11	Jacksonville						1	9	9.0	9	0	INACTIVE				
11/19	@ Denver	4	61	15.3	16	0	0	0	0.0	0	0	INACTIVE				
11/25	@ Cincinnati	1	7	7.0	7	0	1	27	27.0	27	0	INACTIVE				
12/2	Houston	2	13	6.5	12	0	0	0	0.0	0	0	0	0	0.0	0	0
12/9	San Diego	2	11	5.5	13	0	2	6	3.0	5	0	0	0	0.0	0	0
12/16	@ Kansas City	2	6	3.0	11	0	0	0	0.0	0	0	2	9	4.5	5	0
12/23	N.Y. Jets	0	0	0.0	0	0	1	27	27.0	27	0	2	13	6.5	11	0
12/30	@ Indianapolis	0	0	0.0	0	0	1	21	21.0	21	0	2	15	7.5	10	0
<b>2007 TOTALS</b>		<b>19</b>	<b>128</b>	<b>6.7</b>	<b>16</b>	<b>0</b>	<b>12</b>	<b>138</b>	<b>11.5</b>	<b>27</b>	<b>0</b>	<b>9</b>	<b>60</b>	<b>6.7</b>	<b>11</b>	<b>0</b>
C. HENRY							B. TROUPE					C. DAVIS				
Date	Opponent	No	Yds	Avg	Lg	TD	No	Yds	Avg	Lg	TD	No	Yds	Avg	Lg	TD
9/9	@ Jacksonville						0	0	0.0	0	0	1	8	8.0	8	0
9/16	Indianapolis						0	0	0.0	0	0	3	17	5.7	8	0
9/24	@ New Orleans						0	0	0.0	0	0	0	0	0.0	0	0
10/7	Atlanta						2	22	11.0	13	0	0	0	0.0	0	0
10/14	@ Tampa Bay						0	0	0.0	0	0	0	0	0.0	0	0
10/21	@ Houston	2	12	6.0	10	0	0	0	0.0	0	0	1	13	13.0	13	0
10/28	Oakland	0	0	0.0	0	0	0	0	0.0	0	0	0	0	0.0	0	0
11/4	Carolina	1	18	18.0	18	0	0	0	0.0	0	0	0	0	0.0	0	0
11/11	Jacksonville	2	15	7.5	9	0	0	0	0.0	0	0	INACTIVE				
11/19	@ Denver	0	0	0.0	0	0	1	8	8.0	8	0	0	0	0.0	0	0
11/25	@ Cincinnati						1	13	13.0	13	0	INACTIVE				
12/2	Houston						1	4	4.0	4	0	INACTIVE				
12/9	San Diego						0	0	0.0	0	0	INACTIVE				
12/16	@ Kansas City						0	0	0.0	0	0	0	0	0.0	0	0
12/23	N.Y. Jets	0	0	0.0	0	0	0	0	0.0	0	0	0	0	0.0	0	0
12/30	@ Indianapolis	1	8	8.0	8	0	0	0	0.0	0	0	0	0	0.0	0	0
<b>2007 TOTALS</b>		<b>6</b>	<b>53</b>	<b>8.8</b>	<b>18</b>	<b>0</b>	<b>5</b>	<b>47</b>	<b>9.4</b>	<b>13</b>	<b>0</b>	<b>5</b>	<b>38</b>	<b>7.6</b>	<b>13</b>	<b>0</b>

Front Office  
 Coaching Staff  
 Players  
 Rookies  
 2007 Season  
 Records  
 History  
 Playoff History  
 Sidelines

# 2007 PLAYER PARTICIPATION

Front Office

Coaching Staff

Players

Rookies

2007 Season

Records

History

Playoff History

Sidelines

NAME/WEEK	1	2	3	4	5	6	7	8	9	10	11	12	13	14	15	16
Allred, Colin	PS	PS	PS	PS	PS	PS	PS	PS	PS	PS	PS	PS	PS	P	P	P
Amano, Eugene	P	P	P	P	P	P	P	P	P	RG	RG	RG	P	P	C	C
Amato, Ken	P	P	P	P	P	P	P	IR	IR	IR	IR	IR	IR	IR	IR	IR
Barclay, Chris	X	X	X	X	X	X	X	X	X	X	X	P	P	P	X	X
Bell, Jacob	LG	LG	LG	LG	LG	LG	LG	LG	LG	LG	LG	LG	LG	LG	LG	LG
Birdine, Larry	PS	PS	PS	PS	PS	PS	PS	PS	X	X	X	X	X	X	X	X
Bironas, Rob	P	P	P	P	P	P	P	P	P	P	P	P	P	P	P	P
Brown, Chris	RB	P	P	P	IA	IA	IA	IA	IA	P	P	P	P	P	P	P
Brown, Tony	LDT	LDT	LDT	LDT	LDT	LDT	LDT	LDT	LDT	LDT	LDT	LDT	LDT	LDT	LDT	LDT
Bulluck, Keith	RLB	RLB	RLB	RLB	RLB	RLB	RLB	RLB	RLB	RLB	RLB	RLB	RLB	RLB	RLB	RLB
Cain, Jeremy	X	X	X	X	X	X	X	X	X	P	P	P	P	P	P	P
Campbell, Kurt	X	X	X	X	X	X	X	X	X	X	X	X	X	X	PS	PS
Cole, Marquice	X	X	X	X	X	X	X	X	X	X	X	X	X	X	PS	PS
Collins, Kerry	P	DNP	P	DNP	P	QB	DNP	DNP	DNP	DNP	DNP	DNP	P	DNP	DNP	P
Conover, Sean	P	P	P	IA	IA	IA	IA	IA	P	IA	P	IA	IA	IA	IA	IA
Cordova, Jorge	X	X	X	X	X	X	X	X	X	X	X	X	X	X	X	X
Cramer, Casey	IA	IA	IA	IA	P	IA	P	FB	P	IA	P	IA	IA	IA	IA	IA
Davis, Chris	P	P	P	P	P	P	P	P	IA	P	IA	IA	IA	P	P	P
Ealy, Biren	IA	IA	X	PS	PS	PS	PS	PS	PS	PS	PS	PS	PS	P	P	P
Finnegan, Cortland	RCB	RCB	RCB	RCB	RCB	RCB	RCB	RCB	RCB	RCB	RCB	RCB	RCB	RCB	RCB	RCB
Fisher, Bryce	X	IA	IA	P	IA	P	P	P	P	P	P	P	IA	IA	IA	P
Ford, Jacob	IR	IR	IR	IR	IR	IR	IR	IR	IR	IR	IR	IR	IR	IR	IR	IR
Fowler, Ryan	MLB	MLB	MLB	MLB	MLB	MLB	MLB	MLB	MLB	MLB	MLB	MLB	MLB	MLB	IR	IR
Fuller, Vincent	P	P	P	P	P	P	P	P	P	P	P	P	P	P	P	P
Gage, Justin	WR	P	P	P	P	P	P	P	WR	WR	WR	WR	WR	WR	WR	WR
Ganther, Quinton	PS	PS	PS	PS	PS	P	IA	PS	PS	PS	PS	PS	PS	PS	PS	PS
Gardner, Gilbert	P	P	P	P	P	P	P	P	P	P	P	P	P	IA	IA	IA
Givens, David	PUP	PUP	PUP	PUP	PUP	PUP	PUP	PUP	PUP	PUP	PUP	PUP	PUP	PUP	PUP	PUP
Griffin, Michael	P	P	P	P	P	P	FS	FS	FS	FS	FS	FS	FS	FS	FS	FS
Hall, Ahmad	P	P	P	FB	P	FB	IA	IA	IA	IA	IA	P	FB	P	FB	P
Harper, Nick	LCB	LCB	LCB	LCB	LCB	LCB	LCB	LCB	LCB	LCB	LCB	LCB	LCB	LCB	LCB	LCB
Harris, Leroy	IA	IA	IA	IA	IA	IA	IA	IA	IA	P	P	P	IA	IA	P	P
Hartscock, Ben	P	TE	TE	P	P	TE	P	TE	P	TE	TE	TE	TE	P	TE	P
Haynesworth, Albert	RDT	RDT	RDT	RDT	RDT	RDT	RDT	RDT	IA	IA	IA	RDT	RDT	P	RDT	RDT
Henry, Chris	IA	IA	IA	IA	IA	P	P	P	P	P	SUS	SUS	SUS	SUS	P	P
Henrich, Craig	P	P	IA	P	P	P	P	P	P	P	P	P	P	P	P	P
Herndon, Kelly	IA	P	P	IA	IA	IA	IA	IA	IA	DNP	IA	IA	IA	IA	P	IA
Hill, Reynaldo	IA	IA	IA	P	P	P	P	P	P	LCB	P	P	P	P	LCB	P
Hope, Chris	SS	SS	SS	SS	SS	SS	SS	SS	SS	SS	SS	IA	IR	IR	IR	IR
Ivuoma, Chidi	X	X	X	X	X	X	X	X	X	X	X	X	X	X	X	X
Johnson, Antonio	IR	IR	IR	IR	IR	IR	IR	IR	IR	IR	IR	IR	IR	IR	IR	IR
Jones, Brandon	WR	WR	P	IA	IA	IA	P	P	P	P	P	P	IA	IR	IR	IR
Jones, Pacman	SUS	SUS	SUS	SUS	SUS	SUS	SUS	SUS	SUS	SUS	SUS	SUS	SUS	SUS	SUS	SUS
King, Eric	P	P	P	P	P	P	P	P	P	P	P	P	P	P	DB	IR
LaBoy, Travis	P	P	P	P	P	P	P	P	IA	P	IA	IA	P	P	P	P
Loper, Daniel	P	P	P	P	P	P	P	P	P	P	P	P	P	P	P	P
Lowry, Calvin	FS	FS	FS	FS	FS	FS	P	P	P	P	P	SS	SS	SS	SS	SS
Mahelona, Jesse	IA	X	X	X	X	X	X	X	X	X	X	X	X	X	X	X
Martin, Ingle	PS	PS	PS	PS	PS	PS	PS	PS	PS	PS	PS	PS	PS	PS	PS	PS
Matua, Fred	X	X	X	X	PS	PS	PS	PS	PS	PS	PS	PS	PS	PS	PS	PS
Mawae, Kevin	C	C	C	C	C	C	C	C	C	C	C	C	C	C	IA	IA
Miller, Josh	X	X	P	IA	IA	X	X	X	X	X	X	X	X	X	X	X
Moulds, Eric	WR	WR	WR	WR	WR	WR	WR	WR	P	P	P	P	P	P	P	P
Murphy, Jason	X	X	X	X	X	X	X	X	X	X	X	PS	PS	PS	PS	PS
Nickey, Donnie	P	P	P	P	P	P	P	P	P	P	P	P	P	P	P	P
Odom, Antwan	RDE	LDE	LDE	LDE	LDE	LDE	LDE	LDE	LDE	LDE	LDE	LDE	LDE	LDE	LDE	LDE
Olson, Benji	RG	RG	RG	RG	RG	RG	RG	RG	RG	IA	IA	IA	RG	RG	RG	RG
Otto, Mike	PS	PS	PS	PS	PS	PS	PS	PS	PS	PS	PS	PS	PS	PS	PS	PS
Pakulak, Glenn	X	X	PS	X	X	X	X	X	X	X	X	X	X	X	X	X
Petrowski, Jamie	PS	PS	X	PS	PS	PS	PS	PS	PS	PS	PS	PS	PS	PS	PS	PS
Roos, Michael	LT	LT	LT	LT	LT	LT	LT	LT	LT	LT	LT	LT	LT	LT	LT	LT
Scaife, Bo	P	TE	TE	TE	TE	TE	TE	TE	TE	TE	TE	TE	TE	TE	TE	TE
Scanlon, Rich	X	X	X	X	X	X	X	P	P	P	P	P	P	P	P	P
Simon, Corey	P	P	IA	P	IA	X	X	X	X	X	X	X	X	X	X	X
Snell, Isaac	PS	PS	PS	PS	X	X	X	X	X	X	X	X	X	X	X	X
Starks, Randy	P	IA	P	IA	P	P	P	P	RDT	RDT	RDT	P	P	RDT	P	P
Stewart, David	RT	RT	RT	RT	RT	RT	RT	RT	RT	RT	RT	RT	RT	RT	RT	RT
Thornton, David	LLB	LLB	LLB	LLB	LLB	LLB	LLB	LLB	LLB	LLB	LLB	LLB	LLB	LLB	LLB	LLB
Troupe, Ben	P	P	P	P	TE	P	P	P	TE	P	P	P	P	P	P	P
Tulloch, Stephen	P	P	P	P	P	P	P	P	P	P	P	P	P	P	P	MLB
Vanden Bosch, Kyle	LDE	RDE	RDE	RDE	RDE	RDE	RDE	RDE	RDE	RDE	RDE	RDE	RDE	RDE	RDE	RDE
Veal, Demetris	X	X	X	X	X	X	X	X	P	P	P	X	X	X	X	X
Vickerson, Kevin	X	X	X	X	X	X	PS	PS	PS	PS	P	P	P	P	P	IA
Wallace, Cooper	PS	PS	PS	X	X	X	X	X	X	X	X	X	X	X	X	X
White, LenDale	RB	RB	RB	RB	RB	RB	RB	RB	RB	RB	RB	RB	RB	RB	RB	RB
Williams, Mike	X	X	X	X	X	X	X	X	X	IA	P	P	P	IA	IA	IA
Williams, Paul	IA	IA	IA	IA	IA	IA	IA	IA	IA	IA	IA	IA	IA	IA	IA	IA
Williams, Roydell	P	WR	WR	WR	WR	WR	WR	WR	WR	WR	WR	WR	WR	WR	WR	WR
Winkler, Ulrich	PS	PS	PS	PS	PS	PS	PS	PS	PS	PS	PS	PS	PS	PS	PS	PS
Woods, LeVar	P	P	P	P	P	P	P	IA	P	X	X	X	X	X	X	X
Young, Vince	QB	QB	QB	QB	QB	DNP	QB	QB	QB	QB	QB	QB	QB	QB	QB	QB

Starters indicated by position (QB, RB, MLB, etc.); P = played but did not start; DNP = active but did not play; IA = inactive for game; PS = practice squad; X = not on roster; IR = injured reserve; SUS = reserve/suspended

Head Coach: Jeff Fisher

Record: 0-1

DATE	OPPONENT	SCORE	WL	ATT
Jan. 6	@ San Diego	6-17	L	65,640

	TITANS	OPP
TOTAL FIRST DOWNS	15	17
Rushing	6	5
Passing	9	11
Penalty	0	1
3rd Down: Made/Att	9/16	8/15
3rd Down Pct.	56.3	53.3
4th Down: Made/Att	0/0	1/1
4th Down Pct.	0.0	100.0
POSSESSION AVG.	27:41	32:19
TOTAL NET YARDS	248	350
Avg. Per Game	248.0	350.0
Total Plays	62	63
Avg. Per Play	4.0	5.6
NET YARDS RUSHING	119	68
Avg. Per Game	119.0	68.0
Total Rushes	30	32
Avg. Per Play	3.9	2.1
NET YARDS PASSING	129	282
Avg. Per Game	129.0	282.0
Sacked/Yards Lost	3/9	1/10
Gross Yards	138	292
Att./Comp.	29/16	30/119
Completion Pct.	55.2	63.3
Had Intercepted	1	1
PUNTS/AVERAGE	5/39.6	4/40.8
NET PUNTING AVG.	37.2	37.0
PENALTIES/YARDS	6/38	5/53
FUMBLES/BALL LOST	1/1	1/0
TOUCHDOWNS	0	2
Rushing	0	1
Passing	0	1
Returns	0	0

BY PERIODS	1	2	3	4	OT PTS
Titans	3	3	0	0	0
Opponents	0	0	10	7	0

SCORING	TD	RU	PA	RT	PAT	FG	2-PT	PT
Bironas	0	0	0	0	0/0	2/3	0	6
Titans	0	0	0	0	0/0	2/3	0	6
Opponents	2	1	1	0	2/2	1/2	0	17

RUSHING	NO	YDS	AVG	LG	TD
White	19	69	3.6	13	0
Hall	3	14	4.7	11	0
Brown	4	13	3.3	5	0
Young	2	12	6.0	9	0
Davis	1	11	11.0	11	0
Henry	1	0	0.0	0	0
Titans	30	119	4.0	13	0
Opponents	32	68	2.1	12	1

PUNTING	NO	YDS	AVG	NET	TB	IN	LG	B
Hentrich	5	198	39.6	37.2	0	0	43	0
Titans	5	198	39.6	37.2	0	0	43	0
Opponents	4	163	40.8	37.0	0	2	54	0

RECEIVING	NO	YDS	AVG	LG	TD
Troupe	3	44	14.7	26	0
Moulds	3	18	6.0	10	0
Hartsock	3	16	5.3	6	0
Ealy	2	17	8.5	9	0
Davis	2	11	5.5	7	0
Gage	1	19	19.0	19	0
Hall	1	16	16.0	16	0
White	1	-3	-3.0	-3	0
Titans	16	138	8.6	26	0
Opponents	19	292	15.4	39	1

PASSING	ATT	CMP	PCT	YARDS	YDS/ATT	TD	INT	LG	SK/YDS	RATING
Young	29	16	55.2	138	4.8	0	1	26	3/9	53.5
Titans	29	16	55.2	138	4.8	0	1	26	3/9	53.5
Opponents	30	19	63.3	292	9.7	1	1	39	1/10	92.7

INTERCEPTIONS	NO	YDS	AVG	LG	TD
Finnegan	1	0	0.0	0	0
Titans	1	0	0.0	0	0
Opponents	1	10	10.0	10	0

PUNT RETURNS	NO	FC	YDS	AVG	LG	TD
Davis	2	1	15	7.5	8	0
Titans	2	1	15	7.5	8	0
Opponents	2	2	12	6.0	10	0

KICKOFF RETURNS	NO	YDS	AVG	LG	TD
Henry	4	71	17.8	21	0
Titans	4	71	17.8	21	0
Opponents	2	40	20.0	22	0

FIELD GOALS	1-19	20-29	30-39	40-49	50+
Bironas	0/0	0/0	1/2	1/1	0/0
Titans	0/0	0/0	1/2	1/1	0/0
Opponents	0/0	1/1	0/0	0/1	0/0

Bironas/Titans: (30G, 44G, 38N)  
Opponents: (45N, 20G)

### SACKS

Finnegan	1.0
Titans	1.0, Opponents 3.0

### TACKLES (Solo, Assists, Total)

Bulluck (8-2-10), Finnegan (7-2-9), Thornton (7-2-9), Tulloch (7-2-9), Griffin (6-1-7), Haynesworth (5-1-6), Vanden Bosch (2-4-6), Brown (4-1-5), Lowry (3-1-4), Odom (3-0-3), Harper (0-3-3), Fuller (2-0-2), Starks (1-1-2), Allred (1-0-1), LaBoy (0-0-0)  
Titans (55-21-76)



RB LenDale White



CB Cortland Finnegan



LB Keith Bulluck



Front Office

Coaching Staff

Players

Rookies

2007 Season

Records

History

Playoff History

Sidelines



# 2007 PRESEASON STATS

Head Coach: Jeff Fisher

Record: 3-1

Front Office

Coaching Staff

Players

Rookies

2007 Season

Records

History

Playoff History

Sidelines

DATE	OPPONENT	SCORE	WL	ATT
Aug. 11	WASHINGTON	6-14	L	69,143
Aug. 17	@ New England	27-24	W	68,756
Aug. 24	@ Buffalo	28-17	W	70,049
Aug. 30	GREEN BAY	30-14	W	69,143

	TITANS	OPP
TOTAL FIRST DOWNS	73	65
Rushing	27	18
Passing	44	38
Penalty	2	9
3rd Down: Made/Att	23/61	28/62
3rd Down Pct.	37.7	45.2
4th Down: Made/Att	3/6	1/4
4th Down Pct.	50.0	25.0
POSSESSION AVG.	30:41	29:20
TOTAL NET YARDS	1346	1137
Avg. Per Game	336.5	284.3
Total Plays	265	251
Avg. Per Play	5.1	4.5
NET YARDS RUSHING	499	303
Avg. Per Game	124.8	75.8
Total Rushes	127	108
Avg. Per Play	3.9	2.8
NET YARDS PASSING	847	834
Avg. Per Game	211.8	208.5
Sacked/Yards Lost	6/43	12/89
Gross Yards	890	923
Att./Comp.	132/79	131/72
Completion Pct.	59.8	55.0
Had Intercepted	0	5
PUNTS/AVERAGE	21/44.7	20/48.8
NET PUNTING AVG.	38.0	38.1
PENALTIES/YARDS	32/253	23/184
FUMBLES/BALL LOST	6/3	7/2
TOUCHDOWNS	10	9
Rushing	3	4
Passing	5	3
Returns	2	2

BY PERIODS	1	2	3	4	OT	PTS
Titans	10	28	37	16	0	91
Opponents	21	13	7	28	0	69

SCORING	TDR	PA	RT	PAT	FG	2-PT	TP
Bironas	0	0	0	0	7/7	4/5	0
Young	2	2	0	0	0	0	12
Vaughn	0	0	0	0	3/3	3/5	0
Davis	1	0	1b	0	0	0	6
Finnegan	1	0	1a	0	0	0	6
Ealy	1	0	1	0	0	0	6
Gage	1	0	1	0	0	0	6
Jones	1	0	1	0	0	0	6
R.Williams	1	0	1	0	0	0	6
Scaife	1	0	1	0	0	0	6
Moore	1	1	0	0	0	0	6
Titans	10	3	5	0	10/10	7/10	0
Opponents	9	4	3	2	9/9	2/6	0

RUSHING	NO	YDS	AVG	LG	TD
Brown	32	170	5.3	19	0
White	32	121	3.8	21	0
Henry	27	79	2.9	10	0
Moore	9	40	4.4	18	1
Ganther	9	25	2.8	7	0
Young	8	25	3.1	9	2
Davis	1	18	18.0	18	0
Collins	2	11	5.5	11	0
Scaife	1	7	7.0	7	0
Rattay	6	3	0.5	6	0
Titans	127	499	3.9	21	3
Opponents	108	303	2.8	18	4

PUNTING	NO	YDS	AVG	NET	BT	IN	LG	B
Hentrich	14	623	44.5	39.6	2	4	56	0
Pakulak	7	316	45.1	35.0	3	2	57	0
Titans	21	939	44.7	38.0	5	6	57	0
Opponents	20	975	48.8	38.1	3	7	70	0

PASSING	ATT	CMP	PCT	YARDS	YDS/ATT	TD	INT	LG	SK	YDS	RATING
Young	52	29	55.8	360	6.9	2	0	44	5/36	90.2	
Collins	40	26	65.0	268	6.7	3	0	40t	0/0	109.2	
Rattay	40	24	60.0	262	6.6	0	0	27	1/7	79.4	
Titans	132	79	59.8	890	6.7	5	0	44	6/43	92.7	
Opponents	131	72	55.0	923	7.0	3	5	64t	12/89	69.0	

RECEIVING	NO	YDS	AVG	LG	TD
Scaife	10	123	12.3	44	1
Gage	8	94	11.8	25	1
Jones	8	86	10.8	20	1
Roby	8	85	10.6	22	0
R.Williams	5	83	16.6	30	1
White	5	52	10.4	19	0
Brown	5	37	7.4	18	1
Moulds	5	32	6.4	17	0
Henry	4	31	7.8	18	0
Cramer	3	71	23.7	28	0
Davis	3	40	13.3	21	0
Ealy	2	67	33.5	40t	1
Ganther	2	18	9.0	14	0
P.Williams	2	18	9.0	14	0
Wallace	2	16	8.0	9	0
Evans	2	8	4.0	5	0
Hall	2	3	1.5	5	0
Petrowski	1	11	11.0	11	0
Troupe	1	11	11.0	11	0
Hartssock	1	11	11.0	11	0
Moore	1	8	8.0	8	0
Filani	1	5	5.0	5	0
Titans	79	890	11.3	44	5
Opponents	72	923	12.8	64t	3

INTERCEPTIONS	NO	YDS	AVG	LG	TD
Thompson	2	7	3.5	7	0
Griffin	2	0	0.0	0	0
Finnegan	1	51	51.0	51t	1
Titans	5	58	11.6	51t	1
Opponents	2	1	0.5	1	0

PUNT RETURNS	NO	FC	YDS	AVG	LG	TD
Finnegan	7	0	53	7.6	37	0
Davis	5	1	100	20.0	70t	1
Titans	12	1	153	12.8	70t	1
Opponents	12	2	40	3.3	9	0

KICKOFF RETURNS	NO	YDS	AVG	LG	TD
Moore	4	90	22.5	29	0
Roby	3	66	22.0	24	0
Griffin	2	58	29.0	40	0
Henry	2	48	24.0	26	0
Titans	11	262	23.8	40	0
Opponents	16	387	24.2	44	0

FIELD GOALS	1-19	20-29	30-39	40-49	50+
Bironas	0/0	0/0	1/2	2/2	1/1
Vaughn	0/0	1/2	2/3	0/0	0/0
Titans	0/0	1/2	3/5	2/2	1/1
Opponents	0/0	1/1	1/2	0/2	0/1

**Bironas:** (41G) (1) (35N)(51G, 33G, 46G)  
**Vaughn:** (27N, 39G) (31G, 22G) (35N) (1)  
**Team:** (41G, 27N, 29G) (31G, 22G)(35N, 35N) (51G, 33G, 46G)  
**Opponents:** (47N) (33N, 32G) (20G, 48N) (52N)

**SACKS**  
 Odom 2.0, Vanden Bosch 2.0, Brown 1.0, Conover 1.0, Fuller 1.0, Lowry 1.0, Mahelona 1.0, Winkler 1.0, Toone 1.0, McElveen 1.0, Team Sacks 12.0  
**Titans 12.0, Opponents 6.0**

**TACKLES (Solo, Assists, Total)**  
 Tulloch (13-3-16), Griffin (14-0-14), Bulluck (9-4-13), Vanden Bosch (9- 4-13), Gardner (9-2-11), Thornton (8-3-11), Fowler (7-4-11), Mahelona (7-2-9) Lowry (6-3-9), Finnegan (5-4-9), Odom (8-0-8), Scott (7-1-8), Haynesworth (6-2-8), Brown (5-2-7), Hope (5-2-7), Savage (5-2-7), Toone (5-2-7), Thompson (4-2-6), Fuller (5-0-5), Alred (4-1-5), Sharp (4-1-5), Conover (3-2-5), King (3-1-4), Starks (2-2-4), Woods (2-2-4), Nickey (3-0-3), Smith (3-0-0), Harper (2-1-3), LaBoy (1-2-3), Hall (2-0-2), Herndon (2-0-2), Long (2-0-2), Nande (2-0-2), Winkler (2-0-2), Ford (1-1-2), Sape (1-1-2), McElveen (0-2-2), Hill (0-1-1), Waddell (0-1-1)  
**Titans (178-58-236)**



QB Vince Young



TE Bo Scaife



WR Justin Gage



WR Brandon Jones



RB Chris Brown



DE Antwan Odom



LB Stephen Tulloch



Front Office

Coaching Staff

Players

Rookies

2007 Season

Records

History

Playoff History

Sidelines

# PRO BOWL LEADERS

Front Office

Coaching Staff

Players

Rookies

2007 Season

Records

History

Playoff History

Sidelines

## All-Pro Seasons\*

Bruce Matthews, 7  
 Tony Banfield, 3  
 Charlie Hennigan, 3  
 Al Jamison, 3  
 Bob Talamini, 3  
 George Webster, 3  
 Robert Brazile, 2  
 Miller Farr, 2  
 Don Floyd, 2  
 Leon Gray, 2  
 Mike Munchak, 2



OL Bruce Matthews

## Pro Bowl Seasons#

Bruce Matthews, 14  
 Mike Munchak, 9  
 Elvin Bethea, 8  
 Robert Brazile, 7  
 Warren Moon, 6  
 Bob Talamini, 6  
 Earl Campbell, 5  
 Ray Childress, 5  
 Charlie Hennigan, 5  
 Ken Houston, 5  
 Blaine Bishop, 4  
 Curley Culp, 4  
 Eddie George, 4  
 Tony Banfield, 3  
 George Blanda, 3  
 Miller Farr, 3  
 Fred Glick, 3  
 Ed Husmann, 3  
 Haywood Jeffires, 3  
 Jevon Kearse, 3

Steve McNair, 3  
 Jim Norton, 3  
 Bob Schmidt, 3  
 George Webster, 3  
 Frank Wycheck, 3



G Mike Munchak

## Consecutive Pro Bowl Seasons#

Bruce Matthews, 14  
 Robert Brazile, 7  
 Mike Munchak, 7  
 Warren Moon, 6  
 Bob Talamini, 6  
 Charlie Hennigan, 5

Earl Campbell, 4  
 Ray Childress, 4  
 Curley Culp, 4  
 Eddie George, 4  
 Tony Banfield, 3  
 Blaine Bishop, 3  
 George Blanda, 3  
 Miller Farr, 3  
 Fred Glick, 3  
 Ed Husmann, 3  
 Haywood Jeffires, 3  
 Jevon Kearse, 3  
 Bob Schmidt, 3  
 George Webster, 3  
 Frank Wycheck, 3

\* Associated Press  
 # AFL All-Star  
 Game (1962-70);  
 AFC-NFC Pro  
 Bowl (1971-2006)

# ALL-TIME LEAGUE LEADERS

## Rushing

1980: Earl Campbell, 373-1,934  
 1979: Earl Campbell, 368-1,697  
**1978: Earl Campbell, 302-1,450**  
 1961: Billy Cannon, 200-948

## Passing Touchdowns

1990: Warren Moon, 33  
 1961: George Blanda, 36

## Passer Rating

2003: Steve McNair, 100.4

## Receptions

1991: Haywood Jeffires, 100  
 1964: Charlie Hennigan, 101

## Receiving Yards

1975: Ken Burrough, 1,063

1964: Charlie Hennigan, 1,546  
 1961: Charlie Hennigan, 1,746

## Touchdowns

1979: Earl Campbell, 19 (19r)  
 1961: Bill Groman, 18 (1r, 17p)

## Interceptions

1979: Mike Reinfeldt, 12  
 1967: Miller Farr, 10  
 1965: W.K. Hicks, 9  
 1963: Fred Glick, 12

## Punting

1998: Craig Hentrich, 47.2  
 1993: Greg Montgomery, 45.6  
 1992: Greg Montgomery, 46.9

## Punt Returns

2006: Pacman Jones, 12.9

1977: Billy Johnson, 15.4  
 1975: Billy Johnson, 15.3  
 1964: Bobby Jancik, 18.3

## Kickoff Returns

**1967: Zeke Moore, 28.9**  
 1963: Bobby Jancik, 29.3  
**1962: Bobby Jancik, 30.3**  
 1960: Ken Hall, 31.3  
 (**Bold** denotes rookie)



RB Earl Campbell

# ALL-TIME TEAM LEADERS

(**Bold** denotes rookie)

## CAREER RUSHING

PLAYER	YEARS	ATT.	YDS.	AVG.	LG	TD
1. Eddie George	1996-03	2,733	10,009	3.7	76	64
2. Earl Campbell	1978-84	1,979	8,574	4.3	81t	73
3. Lorenzo White	1988-94	1,000	4,079	4.1	44	28
4. Hoyle Granger	1966-70, 72	773	3,514	4.5	69t	18
5. Steve McNair (QB)	1995-05	614	3,439	5.6	71t	36
6. Mike Rozier	1985-90	910	3,426	3.8	41	27
7. Charles Tolar	1960-66	907	3,277	3.6	40	21
8. Ronnie Coleman	1974-81	700	2,769	4.0	46t	16
9. Chris Brown	2003-07	643	2,757	4.3	52	16
10. Allen Pinkett	1986-91	561	2,324	4.1	60	21

# ALL-TIME TEAM LEADERS

PLAYER	YEAR	SEASON RUSHING				
		ATT.	YDS.	AVG.	LG	TD
1. Earl Campbell	1980	373	1,934	5.2	55t	13
2. Earl Campbell	1979	368	1,697	4.6	61t	19
3. Eddie George	2000	403	1,509	3.7	35t	14
<b>4. Earl Campbell</b>	<b>1978</b>	<b>302</b>	<b>1,450</b>	<b>4.8</b>	<b>81t</b>	<b>13</b>
5. Eddie George	1997	357	1,399	3.9	30	6
6. Earl Campbell	1981	361	1,376	3.9	43	10
<b>7. Eddie George</b>	<b>1996</b>	<b>335</b>	<b>1,368</b>	<b>4.1</b>	<b>76</b>	<b>8</b>
8. Eddie George	1999	320	1,304	3.9	40	9
9. Earl Campbell	1983	322	1,301	4.0	42	12
10. Eddie George	1998	348	1,294	3.7	37t	5

PLAYER	YEARS	CAREER PASSING							
		ATT.	COMP.	YDS.	PCT.	AVG.	TD	INT	RTG
1. Warren Moon	1984-93	4,546	2,632	33,685	57.9	7.4	196	166	80.4
2. Steve McNair	1995-05	3,871	2,305	27,141	59.5	7.0	156	103	83.3
3. George Blanda	1960-66	2,784	1,347	19,149	48.4	6.9	165	189	62.5
4. Dan Pastorini	1971-79	2,767	1,426	16,846	51.5	6.1	96	139	61.0
5. Ken Stabler	1980-81	739	458	5,190	62.0	7.0	27	46	69.2
6. Pete Beathard	1967-69	824	379	5,128	46.0	6.2	26	51	51.1
7. Vince Young	2006-07	739	422	4,745	57.1	6.4	21	30	69.0
8. Chris Chandler	1995-96	676	409	4,559	60.5	6.7	33	21	83.9
9. Cody Carlson	1987-94	659	370	4,469	56.1	6.8	21	28	70.0
10. Don Trull	1964-69	555	249	3,538	44.9	6.4	29	21	67.7

PLAYER	YEAR	SEASON PASSING				
		YDS.	ATT.	COMP.	TD	INT
1. Warren Moon	1991	4,690	655	404	23	21
2. Warren Moon	1990	4,689	584	362	33	13
3. Warren Moon	1989	3,631	464	280	23	14
4. Warren Moon	1986	3,489	488	256	13	26
5. Warren Moon	1993	3,485	520	303	21	21
6. Steve McNair	2002	3,387	492	301	22	15
7. Steve McNair	2001	3,350	431	264	21	12
<b>8. Warren Moon</b>	<b>1984</b>	<b>3,338</b>	<b>450</b>	<b>259</b>	<b>12</b>	<b>14</b>
9. George Blanda	1961	3,330	362	187	36	22
10. George Blanda	1964	3,282	505	262	17	27

PLAYER	YEARS	CAREER RECEPTIONS				
		REC.	YDS.	AVG.	LG	TD
1. Ernest Givins	1986-94	542	7,935	14.6	83t	46
2. Haywood Jeffires	1987-95	515	6,119	11.9	87t	47
3. Frank Wycheck (TE)	1995-03	482	4,958	10.3	42	27
4. Drew Hill	1985-91	480	7,477	15.6	81t	47
5. Derrick Mason	1997-04	453	6,114	13.5	71t	37
6. Charlie Hennigan	1960-66	410	6,823	16.6	80t	51
7. Ken Burrough	1971-81	408	6,907	16.9	85t	47
8. Curtis Duncan	1987-93	322	3,935	12.2	72	20
9. Drew Bennett	2001-06	273	4,033	14.8	55	25
10. Eddie George (RB)	1996-03	259	2,144	8.3	54	10

SEASON RECEPTIONS		
PLAYER	YEAR	NO.
1. Charles Hennigan	1964	101
2. Haywood Jeffires	1991	100
3. Derrick Mason	2004	96
4. Derrick Mason	2003	95
5. Drew Hill	1991	90
Haywood Jeffires	1992	90
7. Tim Smith	1983	83
8. Charles Hennigan	1961	82
Curtis Duncan	1992	82
10. Butch Woolfolk (RB)	1985	80
Drew Bennett	2004	80



WR Haywood Jeffires



RB Butch Woolfolk

Front Office  
Coaching Staff  
Players  
Rookies  
2007 Season  
Records  
History  
Playoff History  
Sidelines

# ALL-TIME TEAM LEADERS

Front Office

Coaching Staff

Players

Rookies

2007 Season

Records

History

Playoff History

Sidelines

## SEASON RECEIVING YARDS

PLAYER	YEAR	YDS.
1. Charles Hennigan	1961	1,746
2. Charles Hennigan	1964	1,546
3. Bill Groman	1960	1,473
4. Derrick Mason	2003	1,303
5. Drew Bennett	2004	1,247
6. Haywood Jeffires	1991	1,181
7. Tim Smith	1983	1,176
Derrick Mason	2004	1,168
9. Tim Smith	1984	1,141
Drew Hill	1988	1,141



WR Charles Hennigan



WR Bill Groman

## CAREER RECEIVING YARDS

PLAYER	YEARS	YDS.
1. Ernest Givins	1986-94	7,935
2. Drew Hill	1985-91	7,477
3. Ken Burrough	1971-81	6,907
4. Charles Hennigan	1960-66	6,823
5. Haywood Jeffires	1987-95	6,119
6. Derrick Mason	1997-04	6,114
7. Frank Wycheck (TE)	1995-03	4,958
8. Drew Bennett	2001-06	4,033
9. Curtis Duncan	1987-93	3,935
10. Chris Sanders	1995-02	3,285



WR Ernest Givins



WR Drew Hill

## CAREER SCORING

PLAYER	YEARS	TD	RU.	REC.	RT.	FG	PAT	TP
1. Al Del Greco	1991-00	0	0	0	0	246	322	1,060
2. George Blanda	1960-66	4	4	0	0	91	301	598
3. Tony Zendejas	1985-90	0	0	0	0	117	197	548
4. Eddie George	1996-03	74	64	10	0	0	6	450
5. Earl Campbell	1978-84	73	73	0	0	0	0	438
6. Toni Fritsch	1977-81	0	0	0	0	81	149	392
7. Skip Butler	1972-77	0	0	0	0	70	120	330
Rob Bironas	2005-07	0	0	0	0	80	90	330
9. Charlie Hennigan	1960-66	51	0	51	0	0	0	306
10. Ken Burrough	1971-81	48	1	47	0	0	0	288
Ernest Givins	1986-94	48	1	46	1	0	0	288
Haywood Jeffires	1987-95	47	0	47	0	0	6	288

## SEASON SCORING

PLAYER	YEAR	TD	PAT	FG	TP
1. Al Del Greco	1998	0	28	36	136
2. Rob Bironas	2007	0	28	35	133
3. Al Del Greco	1996	0	35	32	131
4. Al Del Greco	1993	0	39	29	126
5. Gary Anderson	2003	0	42	27	123
6. Al Del Greco	2000	0	37	27	118
7. George Blanda	1960	4	46	15	115
Tony Zendejas	1989	0	40	25	115
9. Earl Campbell	1979	19	0	0	114
Tony Zendejas	1988	0	48	22	114
Al Del Greco	1995	0	33	27	114



K Al Del Greco

## CAREER KICKOFF RETURNS

PLAYER	YEARS	NO.	YDS.	AVG.	LG	TD
1. Bobby Jancik	1962-67	158	4,185	26.5	61	0
2. Derrick Mason	1997-04	156	3,496	22.4	101t	1
3. Carl Roaches	1980-84	150	3,276	21.8	97t	2
4. Billy Johnson	1974-80	121	2,902	24.0	81t	2
5. Mel Gray	1995-97	111	2,592	23.3	88	0
6. Pacman Jones	2005-06	63	1,648	26.2	85	0
7. Zeke Moore	1967-77	64	1,618	25.3	92t	1
8. Willie Drewrey	1985-88, '93	75	1,581	21.1	50	0
9. Allen Pinkett	1986-91	80	1,577	19.7	48	0
10. Jerry LeVias	1969-70	64	1,538	24.0	87	0

PLAYER	SEASON KICKOFF RETURNS (Avg.)				LG	TD
	YEAR	NO.	YDS.	AVG.		
1. Ken Hall	1960	19	594	31.3	104t	1
<b>2. Bobby Jancik</b>	<b>1962</b>	<b>24</b>	<b>726</b>	<b>30.3</b>	<b>61</b>	<b>0</b>
3. Bobby Jancik	1963	45	1,315	29.3	53	0
<b>4. Zeke Moore</b>	<b>1967</b>	<b>14</b>	<b>405</b>	<b>28.9</b>	<b>92t</b>	<b>1</b>
5. Carl Roaches	1981	28	769	27.5	96t	1
<b>6. Billy Johnson</b>	<b>1974</b>	<b>29</b>	<b>785</b>	<b>27.1</b>	<b>67</b>	<b>0</b>
7. Derrick Mason	2000	42	1,132	27.0	66	0
8. Bob Gresham	1973	27	723	26.8	103t	1
<b>9. Ode Burrell</b>	<b>1964</b>	<b>17</b>	<b>449</b>	<b>26.4</b>	<b>93t</b>	<b>1</b>
<b>10. Pacman Jones</b>	<b>2005</b>	<b>43</b>	<b>1,127</b>	<b>26.2</b>	<b>85t</b>	<b>0</b>

PLAYER	CAREER PUNT RETURNS (Yds.)				LG	TD
	YEARS	NO.	YDS.	AVG.		
1. Billy Johnson	1974-80	155	2,040	13.2	87t	5
2. Derrick Mason	1997-04	182	1,590	8.7	69t	2
3. Carl Roaches	1980-84	151	1,095	7.3	68	0
4. Willie Drewrey	1985-88, 93	104	771	7.4	25	0
5. Pacman Jones	2005-06	63	712	11.3	90	4
6. Bobby Jancik	1962-67	67	695	10.4	82t	1
7. Mel Gray	1995-97	69	652	9.4	40	0
8. Jerry LeVias	1969-70	60	505	8.4	38	0
9. Kenny Johnson	1986-89	73	488	6.7	26	0
10. Ernest Givins	1986-94	56	397	7.1	78t	1

PLAYER	SEASON PUNT RETURNS (Avg.)				LG	TD
	YEAR	NO.	YDS.	AVG.		
1. Billy Johnson	1977	35	539	15.4	87t	2
2. Billy Johnson	1975	40	612	15.3	83t	3
<b>3. Billy Johnson</b>	<b>1974</b>	<b>30</b>	<b>409</b>	<b>13.6</b>	<b>49</b>	<b>0</b>
4. Derrick Mason	2000	51	662	13.0	69t	1
5. Pacman Jones	2006	34	440	12.9	90t	3
6. Justin McCareins	2003	29	330	11.4	58t	1
7. Billy Johnson	1976	38	403	10.6	46	0
8. Mel Gray	1995	30	303	10.1	20	0
9. Chris Davis	2007	31	293	9.5	39	0
<b>10. Pacman Jones</b>	<b>2005</b>	<b>29</b>	<b>272</b>	<b>9.4</b>	<b>52</b>	<b>1</b>

PLAYER	CAREER INTERCEPTIONS				LG	TD
	YEARS	NO.	YDS.	AVG.		
1. Jim Norton	1960-68	45	592	13.2	56	1
2. Cris Dishman	1988-96	31	348	11.2	43	1
3. Freddy Glick	1961-66	30	379	12.6	41	1
4. Tony Banfield	1960-65	27	224	8.3	58	0
W.K. Hicks	1964-69	27	457	16.9	62	0
Darryll Lewis	1991-98	27	540	20.0	98	5
7. Mike Reinfeldt	1976-83	26	375	14.4	39	0
8. Ken Houston	1967-72	25	650	26.0	78	9
9. Zeke Moore	1967-77	24	444	18.5	74	2
10. Samari Rolle	1998-04	23	349	15.9	81t	1

PLAYER	SEASON INTERCEPTIONS				LG	TD
	YEAR	NO.	YDS.	AVG.		
1. Mike Reinfeldt	1979	12	205	17.1	39	0
Fred Glick	1963	12	180	15.0	45	1
3. Miller Farr	1967	10	264	26.4	67	3
4. Ken Houston	1971	9	220	24.4	48t	4
W.K. Hicks	1965	9	156	17.3	31	0
Jim Norton	1961	9	150	16.7	36	0
<b>7. Pete Jaquess</b>	<b>1964</b>	<b>8</b>	<b>141</b>	<b>17.6</b>	<b>98t</b>	<b>1</b>
Richard Johnson	1990	8	100	12.5	35	1
Jim Norton	1962	8	75	9.4	36	0
10. Marcus Robertson	1993	7	137	19.6	69	0
Samari Rolle	2000	7	140	20.0	81t	1
Jack Tatum	1980	7	100	14.3	35	0

Front Office

Coaching Staff

Players

Rookies

2007 Season

Records

History

Playoff History

Sidelines

# ALL-TIME TEAM LEADERS

Front Office

Coaching Staff

Players

Rookies

2007 Season

Records

History

Playoff History

Sidelines

## CAREER QB SACKS

PLAYER	YEARS	NO.
1. Elvin Bethea	1968-83	105.0
2. Ray Childress	1985-95	74.5
3. Jesse Baker	1979-87	66.0
4. William Fuller	1986-93	59.0
5. Sean Jones	1988-93	57.5
6. Robert Brazile	1975-84	48.0
7. Jevon Kearse	1999-03	47.5
8. Ted Washington	1973-82	45.0
9. Curley Culp	1974-80	31.0
Kyle Vanden Bosch	2005-07	31.0

## CAREER TACKLES (SINCE 1974)

PLAYER	YEARS	NO.
1. Gregg Bingham	1973-84	1,970
2. Robert Brazile	1975-84	1,281
3. Keith Bulluck	2000-07	1,027
4. Ted Washington	1973-82	907
5. Al Smith	1987-96	877
6. John Grimsley	1984-90	836
7. Blaine Bishop	1993-01	788
8. Ray Childress	1985-95	784
9. Steve Kiner	1974-78	738
10. Marcus Robertson	1991-00	700

## SEASON QB SACKS

PLAYER	YEAR	NO.
1. Elvin Bethea	1973	17.0
<b>2. Jesse Baker</b>	<b>1979</b>	<b>15.5</b>
3. William Fuller	1991	15.0
4. Elvin Bethea	1976	14.5
<b>Jevon Kearse</b>	<b>1999</b>	<b>14.5</b>
6. Elvin Bethea	1971	13.0
Ray Childress	1992	13.0
Sean Jones	1993	13.0
9. Sean Jones	1990	12.5
Kyle Vanden Bosch	2005	12.5

## SEASON TACKLES (SINCE 1974)

PLAYER	YEAR	NO.
1. Gregg Bingham	1978	223
2. Gregg Bingham	1980	212
3. Gregg Bingham	1974	206
4. Gregg Bingham	1979	203
5. John Grimsley	1986	199
6. Robert Abraham	1984	198
7. Gregg Bingham	1976	191
8. Gregg Bingham	1977	190
9. Gregg Bingham	1975	185
Robert Brazile	1978	185

## SEASON PUNTING

PLAYER	YEAR	NO.	YDS.	AVG.	LG	BLK
1. Craig Hentrich	1998	69	3,258	47.2	71	0
2. Greg Montgomery	1992	53	2,487	46.9	66	2
3. Greg Montgomery	1993	54	2,462	45.6	77	0
4. Greg Montgomery	1990	34	1,530	45.0	60	0
5. Reggie Roby	1996	67	2,973	44.4	68	1
6. Jim Norton	1965	84	3,711	44.2	65	0
7. Craig Hentrich	2003	71	3,117	43.9	58	0
8. Greg Montgomery	1991	48	2,105	43.9	60	2
9. Greg Montgomery	1989	56	2,422	43.3	63	2
10. Craig Hentrich	2005	78	3,371	43.2	59	0

# YEAR-BY-YEAR LEADERS

(Bold denotes rookie)

## RUSHING

Year	Player	Att.	Yds.	Avg.	LG	TD
1960	<b>Billy Cannon</b>	<b>152</b>	<b>644</b>	<b>4.2</b>	<b>39</b>	<b>1</b>
1961	Billy Cannon	200	948	4.7	61t	6
1962	Charles Tolar	244	1,012	4.1	25	7
1963	Charles Tolar	194	659	3.4	33	3
1964	<b>Sid Blanks</b>	<b>145</b>	<b>756</b>	<b>5.2</b>	<b>91t</b>	<b>6</b>
1965	Ode Burrell	130	528	4.1	63	3
1966	Ode Burrell	122	406	3.3	45	0
1967	Hoyle Granger	236	1,194	5.1	67t	6
1968	Hoyle Granger	202	848	4.2	47	7
1969	Hoyle Granger	186	740	4.0	23	3
1970	<b>Joe Dawkins</b>	<b>124</b>	<b>517</b>	<b>4.2</b>	<b>49t</b>	<b>2</b>
1971	Robert Holmes	112	323	2.9	31	4
1972	Fred Willis	134	461	3.4	43	0
1973	Fred Willis	171	579	3.4	25	4
1974	Willie Rodgers	122	413	3.4	20	5
1975	Ronnie Coleman	175	790	4.5	46t	5
1976	Ronnie Coleman	171	684	4.0	39	2
1977	Ronnie Coleman	185	660	3.6	22	5

# YEAR-BY-YEAR LEADERS

1978	.....Earl Campbell	302	1,450	4.8	81t	13
1979	.....Earl Campbell	368	1,697	4.6	61t	19
1980	.....Earl Campbell	373	1,934	5.2	55t	13
1981	.....Earl Campbell	361	1,376	3.9	43	10
1982	.....Earl Campbell	157	538	3.4	22	2
1983	.....Earl Campbell	322	1,301	4.0	42	12
1984	.....Larry Moriarty	189	785	4.2	51	6
1985	.....Mike Rozier	133	462	3.5	30	8
1986	.....Mike Rozier	199	662	3.3	19t	4
1987	.....Mike Rozier	229	957	4.2	41	3
1988	.....Mike Rozier	251	1,002	4.0	28	10
1989	.....Alonzo Highsmith	128	531	4.1	25	4
1990	.....Lorenzo White	168	702	4.2	22	8
1991	.....Allen Pinkett	171	720	4.2	32	9
1992	.....Lorenzo White	265	1,226	4.6	44	7
1993	.....Gary Brown	195	1,002	5.1	26	6
1994	.....Lorenzo White	191	757	4.0	33	3
1995	.....Rodney Thomas	251	947	3.8	74t	5
1996	.....Eddie George	335	1,368	4.1	76	8
1997	.....Eddie George	357	1,399	3.9	30	6
1998	.....Eddie George	348	1,294	3.7	37t	5
1999	.....Eddie George	320	1,304	4.1	40	9
2000	.....Eddie George	403	1,509	3.7	35t	14
2001	.....Eddie George	315	939	3.0	27	5
2002	.....Eddie George	343	1,165	3.4	35	12
2003	.....Eddie George	312	1,031	3.3	27	5
2004	.....Chris Brown	220	1,067	4.9	52	6
2005	.....Chris Brown	224	851	3.8	38t	5
2006	.....Travis Henry	270	1,211	4.5	70t	7
2007	.....LenDale White	303	1,110	3.7	28	7

Front Office

Coaching Staff

Players

Rookies

2007 Season

Records

History

Playoff History

Sidelines

## PASSING

Year	Player	Att.	Comp.	Yds.	Pct.	TD	Int.	Avg.
1960	...George Blanda	363	169	2,413	46.6	24	22	6.7
1961	...George Blanda	362	187	3,330	51.7	36	22	9.2
1962	...George Blanda	418	197	2,810	47.1	27	42	6.7
1963	...George Blanda	423	224	3,003	52.9	24	25	7.0
1964	...George Blanda	505	262	3,282	51.9	17	27	6.4
1965	...George Blanda	442	186	2,542	42.1	20	30	5.8
1966	...George Blanda	271	122	1,764	45.0	17	21	6.4
1967	...Pete Beathard	231	94	1,114	40.7	9	14	4.8
1968	...Pete Beathard	223	105	1,559	47.1	7	16	6.9
1969	...Pete Beathard	370	180	2,455	48.6	10	21	6.4
1970	...Charles Johnson	281	144	1,652	51.2	7	12	5.9
1971	...Dan Pastorini	270	127	1,702	47.0	7	21	6.3
1972	...Dan Pastorini	299	144	1,711	48.2	7	11	5.7
1973	...Dan Pastorini	290	154	1,482	53.1	5	17	5.1
1974	...Dan Pastorini	247	140	1,571	56.7	10	10	6.4
1975	...Dan Pastorini	342	163	2,053	47.7	14	16	6.0
1976	...Dan Pastorini	309	167	1,785	53.5	10	10	5.7
1977	...Dan Pastorini	319	169	1,987	53.0	13	18	6.2
1978	...Dan Pastorini	368	199	2,473	54.1	16	17	6.7
1979	...Dan Pastorini	324	163	2,090	50.3	14	18	6.5
1980	...Ken Stabler	454	293	3,202	64.5	13	28	7.0
1981	...Ken Stabler	285	165	1,988	57.9	14	18	6.9
1982	...Archie Manning	125	66	877	52.8	6	6	7.0
1983	...Oliver Luck	217	124	1,375	57.1	8	13	6.3
1984	...Warren Moon	450	259	3,338	57.6	12	14	7.4
1985	...Warren Moon	377	200	2,709	53.1	15	19	7.2
1986	...Warren Moon	488	256	3,489	52.5	13	26	7.2



# YEAR-BY-YEAR LEADERS

Front Office	1987 ... Warren Moon	368	184	2,806	50.0	21	18	7.6
	1988 ... Warren Moon	294	160	2,327	54.4	17	8	7.9
	1989 ... Warren Moon	464	280	3,631	60.3	23	14	7.8
	1990 ... Warren Moon	584	362	4,689	62.0	33	13	8.0
	1991 ... Warren Moon	655	404	4,690	61.7	23	21	7.2
	1992 ... Warren Moon	346	224	2,521	64.7	18	12	7.3
	1993 ... Warren Moon	520	303	3,485	58.3	21	21	6.7
	1994 ... Billy Joe Tolliver	240	121	1,287	50.4	6	7	5.4
	1995 ... Chris Chandler	356	225	2,460	63.2	17	10	6.9
	1996 ... Chris Chandler	320	184	2,099	57.5	16	11	6.6
Coaching Staff	1997 ... Steve McNair	415	216	2,665	52.0	14	13	6.4
	1998 ... Steve McNair	492	289	3,228	58.7	15	10	6.5
	1999 ... Steve McNair	331	187	2,179	56.5	12	8	6.6
	2000 ... Steve McNair	396	248	2,847	62.6	15	13	7.2
	2001 ... Steve McNair	431	264	3,350	61.3	21	12	7.8
	2002 ... Steve McNair	492	301	3,387	61.2	22	15	6.9
	2003 ... Steve McNair	400	250	3,215	62.5	24	7	8.0
	2004 ... Billy Volek	357	218	2,486	61.1	18	10	7.0
	2005 ... Steve McNair	476	292	3,161	61.3	16	11	6.6
	<b>2006 ... Vince Young</b>	<b>357</b>	<b>184</b>	<b>2,199</b>	<b>51.5</b>	<b>12</b>	<b>13</b>	<b>6.2</b>
2007 ... Vince Young	382	238	2,546	62.3	9	17	6.7	

	<b>RECEIVING</b>						
	<b>Year</b>	<b>Player</b>	<b>Rec.</b>	<b>Yds</b>	<b>Avg.</b>	<b>LG</b>	<b>TD</b>
Rookies	1960 . . . .	Bill Groman	72	1,473	20.5	80t	12
	1961 . . . .	Charles Hennigan	82	1,746	21.3	80t	12
	1962 . . . .	Charles Hennigan	54	867	16.1	75t	8
	1963 . . . .	Charles Hennigan	61	1,051	17.2	83t	10
	1964 . . . .	Charles Hennigan	101	1,546	15.3	53t	8
	1965 . . . .	Ode Burrell (RB)	55	650	11.8	52t	4
	1966 . . . .	Charles Frazier	57	1,129	19.8	79t	12
	1967 . . . .	Hoyle Granger (RB)	31	300	9.6	43	3
	1968 . . . .	Alvin Reed (TE)	46	747	16.2	60	5
	1969 . . . .	Alvin Reed (TE)	51	664	13.0	43	2
2007 Season	1970 . . . .	Alvin Reed (TE)	47	604	12.9	34	2
	1971 . . . .	Jim Beirne	38	550	14.5	40	1
	1972 . . . .	Fred Willis (RB)	45	297	6.6	27	2
	1973 . . . .	Fred Willis (RB)	57	371	6.5	50	1
	1974 . . . .	Ken Burrough	36	492	13.7	51	2
	1975 . . . .	Ken Burrough	53	1,063	20.1	77t	8
	1976 . . . .	Ken Burrough	51	932	18.2	69	7
	1977 . . . .	Ken Burrough	43	816	19.0	85t	8
	1978 . . . .	Ken Burrough	47	624	13.3	44	2
	1979 . . . .	Ken Burrough	40	752	18.8	55t	6
Records	1980 . . . .	Mike Barber (TE)	59	712	12.1	79t	5
	1981 . . . .	Ken Burrough	40	668	16.7	71t	7
	1982 . . . .	Dave Casper (TE)	36	573	15.9	38	6
	1983 . . . .	Tim Smith	83	1,176	14.2	47t	6
	1984 . . . .	Tim Smith	69	1,141	16.5	75t	4
	1985 . . . .	Butch Woolfolk (RB)	80	814	10.2	80t	4
	1986 . . . .	Drew Hill	65	1,112	17.1	81t	5
	1987 . . . .	Ernest Givins	53	933	17.6	83t	6
	1988 . . . .	Drew Hill	72	1,141	15.8	57t	10
	1989 . . . .	Drew Hill	66	938	14.2	50	8
History	1990 . . . .	Haywood Jeffires	74	1,048	14.2	87t	8
		Drew Hill	74	1,019	13.8	57	5
	1991 . . . .	Haywood Jeffires	100	1,181	11.8	44	7
	1992 . . . .	Haywood Jeffires	90	913	10.1	47	9
	1993 . . . .	Webster Slaughter	77	904	11.7	41	5
	1994 . . . .	Webster Slaughter	68	846	12.4	57	2

# YEAR-BY-YEAR LEADERS

	Haywood Jeffries	68	783	11.5	50	6
1995	Haywood Jeffries	61	684	11.2	35t	8
1996	Frank Wycheck (TE)	53	511	9.6	29	6
1997	Frank Wycheck (TE)	63	748	11.9	42	4
1998	Frank Wycheck (TE)	70	768	11.0	38	2
1999	Frank Wycheck (TE)	69	641	9.3	35	2
2000	Frank Wycheck (TE)	70	636	9.1	26	4
2001	Derrick Mason	73	1,128	15.5	71t	9
2002	Derrick Mason	79	1,012	12.8	40	5
2003	Derrick Mason	95	1,303	13.7	50t	8
2004	Derrick Mason	96	1,168	12.2	37t	7
2005	Drew Bennett	58	738	12.7	55t	4
2006	Drew Bennett	46	737	16.0	39	3
2007	Justin Gage	55	750	13.6	73	2
	Roydell Williams	55	719	13.1	48	4

## SCORING

Year	Player	TD	PAT	FG	TP
1960	George Blanda	4	46	15	115
1961	George Blanda	0	64	16	112
1962	George Blanda	0	48	11	81
1963	George Blanda	0	37	9	64
1964	George Blanda	0	38	13	76
1965	George Blanda	0	28	11	61
1966	George Blanda	0	39	16	87
1967	John Wittenborn	0	30	14	72
1968	Wayne Walker	0	26	8	50
1969	Roy Gerela	0	29	19	86
1970	Roy Gerela	0	23	18	77
1971	Mark Moseley	0	25	16	73
1972	Skip Butler	0	12	16	51
1973	Skip Butler	0	15	21	66
1974	Skip Butler	0	29	9	56
1975	Skip Butler	0	31	18	85
1976	Skip Butler	0	24	16	72
1977	Toni Fritsch	0	19	12	55
<b>1978</b>	<b>Earl Campbell (RB)</b>	<b>13</b>	<b>0</b>	<b>0</b>	<b>78</b>
1979	Earl Campbell (RB)	19	0	0	114
1980	Toni Fritsch	0	26	19	83
1981	Toni Fritsch	0	32	15	77
1982	Dave Casper (TE)	6	0	0	36
1983	Florian Kempf	0	33	17	84
1984	Joe Cooper	0	13	11	46
1985	Tony Zendejas	0	29	21	92
1986	Tony Zendejas	0	28	22	94
1987	Tony Zendejas	0	32	20	92
1988	Tony Zendejas	0	48	22	114
1989	Tony Zendejas	0	40	25	115
1990	Lorenzo White (RB)	12	0	0	72
1991	Ian Howfield	0	25	13	64
1992	Al Del Greco	0	41	21	104
1993	Al Del Greco	0	39	29	126
1994	Al Del Greco	0	18	16	66
1995	Al Del Greco	0	33	27	114
1996	Al Del Greco	0	35	32	131
1997	Al Del Greco	0	32	27	113
1998	Al Del Greco	0	28	36	136
1999	Al Del Greco	0	43	21	106
2000	Al Del Greco	0	37	27	118
2001	Joe Nedney	0	34	20	94

# YEAR-BY-YEAR LEADERS

Front Office	2002	..... Joe Nedney	0	36	25	111
	2003	..... Gary Anderson	0	42	27	123
	2004	..... Gary Anderson	0	37	17	88
	2005	..... Rob Bironas	0	30	23	99
	2006	..... Rob Bironas	0	32	22	98
	2007	..... Rob Bironas	0	28	35	133

## KICKOFF RETURNS

	Year	Player	No.	Yds	Avg.	LG	TD
Coaching Staff	1960	..... Ken Hall	19	594	31.3	104t	1
	1961	..... Billy Cannon	18	439	24.4	47	0
	1962	..... Bobby Jancik	24	726	30.3	61	0
	1963	..... Bobby Jancik	45	1,315	29.3	53	0
	1964	..... Ode Burrell	17	449	26.4	93t	1
	1965	..... Bobby Jancik	18	430	23.9	43	0
	1966	..... Bobby Jancik	34	875	25.7	53	0
Players	1967	..... Zeke Moore	14	405	28.9	92	1
	1968	..... Zeke Moore	32	787	24.6	45	0
	1969	..... Jerry LeVias	38	940	24.7	87	0
	1970	..... Jerry LeVias	26	598	23.0	37	0
	1971	..... Linzy Cole	32	834	26.1	45	0
	1972	..... Willie Rodgers	17	335	19.7	31	0
	1973	..... Bob Gresham	27	723	26.8	103t	1
Rookies	1974	..... Billy Johnson	29	785	27.1	67	0
	1975	..... Billy Johnson	33	798	24.2	81t	1
	1976	..... Billy Johnson	26	579	22.2	53	0
	1977	..... Billy Johnson	25	630	25.2	76t	1
	1978	..... Johnnie Dirden	32	780	24.4	60	0
	1979	..... Richard Ellender	24	514	21.4	35	0
	1980	..... Carl Roaches	37	746	20.2	46	0
2007 Season	1981	..... Carl Roaches	28	769	27.5	96t	1
	1982	..... Carl Roaches	21	441	21.0	45	0
	1983	..... Steve Brown	31	795	25.6	93t	1
	1984	..... Carl Roaches	30	679	22.6	49	0
	1985	..... Willie Drewrey	26	642	24.7	52	0
	1986	..... Willie Drewrey	25	500	20.0	32	0
	1986	..... Allen Pinkett	26	519	20.0	48	0
Records	1987	..... Curtis Duncan	28	546	19.5	62	0
	1988	..... Leonard Harris	34	678	19.9	56	0
	1989	..... Kenny Johnson	21	372	17.7	39	0
	1990	..... Gerald McNeil	27	551	20.4	64	0
	1991	..... Allen Pinkett	26	508	19.5	41	0
	1992	..... Pat Coleman	14	290	20.7	28	0
	1993	..... Willie Drewrey	15	293	19.5	34	0
History	1994	..... Todd McNair	23	481	20.9	44	0
	1995	..... Mel Gray	53	1,183	22.3	54	0
	1996	..... Mel Gray	50	1,224	24.5	88	0
	1997	..... Derrick Mason	26	551	21.2	54	0
	1998	..... Mike Archie	42	913	21.7	50	0
	1999	..... Derrick Mason	41	805	19.6	41	0
	2000	..... Derrick Mason	42	1,132	27.0	66	0
Playoff History	2001	..... Derrick Mason	34	748	22.0	101t	1
	2002	..... John Simon	20	371	18.6	29	0
	2003	..... Jake Schifino	35	703	20.1	39	0
	2004	..... Jason McAddley	38	849	22.3	45	0
	2005	..... Pacman Jones	43	1,127	26.2	85	0
	2006	..... Bobby Wade	50	1,194	23.9	48	0
	2007	..... Michael Griffin	18	422	23.4	48	0
Sidelines							

# YEAR-BY-YEAR LEADERS

## PUNT RETURNS

Year	Player	No.	Yds	Avg.	LG	TD
1960	Billy Cannon	4	96	24.0	51	0
1961	Billy Cannon	9	70	7.8	20	0
1962	Bobby Jancik	14	164	11.7	21	0
1963	Bobby Jancik	13	145	11.2	56	0
1964	Bobby Jancik	14	220	15.7	82t	1
1965	Bobby Jancik	12	85	7.1	25	0
1966	Ode Burrell	8	76	9.5	29	0
1967	Larry Carwell	9	154	17.1	54	0
1968	Sid Blanks	22	179	8.1	39	0
1969	Jerry LeVias	35	292	8.3	46	0
1970	Jerry LeVias	25	213	8.5	33	0
1971	Linzy Cole	14	107	7.6	31	0
1972	Ken Houston	25	148	5.9	33	0
1973	Jeff Severson	16	126	7.9	74	0
<b>1974</b>	<b>Billy Johnson</b>	<b>30</b>	<b>409</b>	<b>13.6</b>	<b>49</b>	<b>0</b>
1975	Billy Johnson	40	612	15.3	83t	3
1976	Billy Johnson	39	397	10.2	46	0
1977	Billy Johnson	35	539	15.4	87t	2
1978	Ronnie Coleman	16	142	8.9	32	0
<b>1979</b>	<b>Richard Ellender</b>	<b>31</b>	<b>203</b>	<b>6.5</b>	<b>36</b>	<b>0</b>
1980	Carl Roaches	47	384	8.2	68	0
1981	Carl Roaches	39	296	7.6	40	0
1982	Carl Roaches	19	104	5.5	25	0
1983	Carl Roaches	20	159	8.0	23	0
1984	Carl Roaches	26	152	5.8	18	0
<b>1985</b>	<b>Willie Drewrey</b>	<b>24</b>	<b>215</b>	<b>9.0</b>	<b>23</b>	<b>0</b>
1986	Willie Drewrey	25	262	7.7	25	0
1987	Kenny Johnson	24	196	8.2	26	0
1988	Kenny Johnson	30	170	5.7	16	0
1989	Kenny Johnson	19	122	6.4	19	0
1990	Gerald McNeil	30	172	5.7	26	0
1991	Pat Coleman	22	138	6.3	24	0
1992	Webster Slaughter	20	142	7.1	20	0
1993	Willie Drewrey	41	275	6.7	18	0
1994	Ernest Givins	37	210	5.7	78t	1
1995	Mel Gray	30	303	10.1	20	0
1996	Mel Gray	22	205	9.3	40	0
1997	Mel Gray	17	144	8.5	30	0
1998	Derrick Mason	31	228	7.4	25	0
1999	Derrick Mason	26	225	8.7	65t	1
2000	Derrick Mason	51	662	13.0	69t	1
2001	Derrick Mason	20	128	6.4	20	0
<b>2002</b>	<b>John Simon</b>	<b>13</b>	<b>113</b>	<b>8.7</b>	<b>30</b>	<b>0</b>
2003	Justin McCareins	29	330	11.4	58t	1
2004	Derrick Mason	24	93	3.9	13	0
<b>2005</b>	<b>Pacman Jones</b>	<b>29</b>	<b>272</b>	<b>9.4</b>	<b>52t</b>	<b>1</b>
2006	Pacman Jones	34	440	12.9	90t	3
<b>2007</b>	<b>Chris Davis</b>	<b>31</b>	<b>293</b>	<b>9.5</b>	<b>39</b>	<b>0</b>

## INTERCEPTIONS

Year	Player	No.	Yds	Avg.	LG	TD
1960	Mark Johnston (CB)	4	42	10.5	33	0
	Dennit Morris (LB)	4	32	8.0	26	0
	Julian Spence (S)	4	5	1.3	5	0
1961	Jim Norton (S)	9	150	16.7	36	0
1962	Jim Norton (S)	8	75	9.4	36	0
1963	Fred Glick (S)	12	180	15.0	40	1
<b>1964</b>	<b>Pete Jaquess (CB)</b>	<b>8</b>	<b>141</b>	<b>17.6</b>	<b>98t</b>	<b>1</b>

# YEAR-BY-YEAR LEADERS

Front Office	1965	.....W.K. Hicks (CB)	9	156	17.3	31	0
	1966	.....Jim Norton (S)	4	125	31.3	56	0
Coaching Staff		Fred Glick (S)	4	47	11.8	41	0
	1967	.....Miller Farr (CB)	10	264	26.4	67	3
Players	1968	.....Ken Houston (S)	5	160	32.0	66t	2
	1969	.....Miller Farr (CB)	6	48	8.0	35	0
Rookies	1970	.....Zeke Moore (CB)	6	85	14.2	32	0
	1971	.....Ken Houston (S)	9	220	24.4	48t	4
2007 Season	1972	.....Bob Atkins (S)	2	37	18.5	34	0
		John Charles (S)	2	6	3.0	6	0
Records	1973	.....Guy Roberts (LB)	4	55	13.8	27	0
		Jeff Severson (S)	4	24	6.0	19	0
History	1974	.....Bob Atkins (S)	6	85	14.2	36	0
	1975	.....Zeke Moore (CB)	5	137	27.4	74	0
Playoff History	1976	.....C.L. Whittington (S)	5	103	20.6	50	0
	1977	.....Mike Reinfeldt (S)	5	78	15.6	30	0
Sidelines	1978	.....Willie Alexander (CB)	5	51	10.2	29	0
	1979	.....Mike Reinfeldt (S)	12	205	17.1	39	0
2007 Season	1980	.....Jack Tatum (S)	7	100	14.3	35	0
	1981	.....Greg Stemrick (CB)	3	94	31.3	38	0
History		Carter Hartwig (DB)	3	78	26.0	36	0
	1982	.....Robert Brazile (LB)	1	31	31.0	31	0
Records		Gregg Bingham (LB)	1	8	8.0	8	0
		Vernon Perry (S)	1	8	8.0	8	0
Playoff History	1983	.....Willie Tullis (DB)	5	65	13.0	44	0
	1984	.....Willie Tullis (DB)	4	48	12.0	22	0
Sidelines	1985	.....Steve Brown (CB)	5	41	8.2	22	0
	1986	.....Allen Lyday (S)	3	24	8.0	24	0
History		Patrick Allen (CB)	3	20	6.7	18	0
	1987	.....Keith Bostic (S)	6	-14	-2.3	7	0
Records	1988	.....Jeff Donaldson (S)	4	29	7.3	23	0
	1989	.....Steve Brown (CB)	5	54	10.8	41	0
Playoff History	1990	.....Richard Johnson (CB)	8	100	12.5	35	1
	1991	.....Cris Dishman (CB)	6	61	10.2	43	0
Sidelines	1992	.....Jerry Gray (CB)	6	24	4.0	22	0
	1993	.....Marcus Robertson (S)	7	137	19.6	69	0
History	1994	.....Darryll Lewis (CB)	5	57	11.4	20	0
	1995	.....Darryll Lewis (CB)	6	145	24.2	98t	1
Records	1996	.....Darryll Lewis (CB)	5	103	20.6	53	1
	1997	.....Darryll Lewis (CB)	5	115	23.0	47t	1
Playoff History		Marcus Robertson (S)	5	127	25.4	48	0
	1998	.....Darryll Lewis (CB)	4	40	10.0	33	0
Sidelines	1999	.....Samari Rolle (CB)	4	65	16.3	30	0
	2000	.....Samari Rolle (CB)	7	140	20.0	81t	1
Records	2001	..... <b>Andre Dyson (CB)</b>	<b>3</b>	<b>36</b>	<b>12.0</b>	<b>36</b>	<b>0</b>
		Samari Rolle (CB)	3	3	1.0	3	0
Playoff History	2002	.....Lance Schulters (S)	6	56	9.3	28	0
	2003	.....Samari Rolle (CB)	6	141	23.5	52	0
Sidelines	2004	.....Andre Dyson (CB)	6	135	22.5	44	0
	<b>2005</b>	..... <b>Reynaldo Hill (CB)</b>	<b>3</b>	<b>88</b>	<b>29.3</b>	<b>52t</b>	<b>1</b>
Records	2006	.....Chris Hope (S)	5	105	21.0	61t	1
	2007	.....Keith Bulluck (LB)	5	63	12.6	35	0

## TACKLES

Sidelines	Year	Player	Solo	Assist	Total
	1974	.....Gregg Bingham (LB)	128	78	206
	1975	.....Gregg Bingham (LB)	110	75	185
	1976	.....Gregg Bingham (LB)	100	91	191
	1977	.....Gregg Bingham (LB)	95	95	190
	1978	.....Gregg Bingham (LB)	109	114	223

1979	.....Gregg Bingham (LB)	100	103	203
1980	.....Gregg Bingham (LB)	112	100	212
1981	.....Gregg Bingham (LB)	112	60	172
1982	.....Daryl Hunt (LB)	61	24	85
1983	.....Gregg Bingham (LB)	87	48	135
1984	.....Robert Abraham (LB)	106	92	198
1985	.....Avon Riley (LB)	80	67	147
1986	.....John Grimsley (LB)	112	87	199
<b>1987</b>	<b>.....Al Smith (LB)</b>	<b>46</b>	<b>56</b>	<b>102</b>
1988	.....John Grimsley (LB)	70	45	115
1989	.....John Grimsley (LB)	73	30	103
1990	.....Al Smith (LB)	78	26	104
1991	.....Al Smith (LB)	101	45	146
1992	.....Al Smith (LB)	70	52	122
1993	.....Al Smith (LB)	67	28	95
1994	.....Al Smith (LB)	97	45	142
1995	.....Blaine Bishop (S)	75	22	97
1996	.....Blaine Bishop (S)	73	36	100
1997	.....Barron Wortham (LB)	61	36	97
1998	.....Joe Bowden (LB)	88	57	145
1999	.....Blaine Bishop (S)	83	30	113
	.....Eddie Robinson (LB)	64	49	113
2000	.....Randall Godfrey (LB)	97	72	169
2001	.....Randall Godfrey (LB)	79	32	111
2002	.....Keith Bulluck (LB)	116	64	180
2003	.....Keith Bulluck (LB)	110	61	171
2004	.....Keith Bulluck (LB)	108	63	171
2005	.....Keith Bulluck (LB)	106	44	150
2006	.....Keith Bulluck (LB)	107	54	161
2007	.....David Thornton (LB)	97	43	140

## QB SACKS

<u>Year</u>	<u>Player</u>	<u>No.</u>		
1960	Don Floyd (DE)	4	1984	Jesse Baker (DE) .....11
1961	Doug Cline (LB)	6	1985	Jesse Baker (DE) .....5.5
1962	Ed Husmann (DT)	10	1986	Ray Childress (DE) .....5
1963	Ed Husmann (DT)	5	1987	Ray Childress (DE) .....6
	Gary Cutsinger (DE)		1988	Ray Childress (DE) .....8.5
1964	Ed Husmann (DT)	4		William Fuller (DE) .....8.5
	Don Floyd (DE)		1989	Ray Childress (DE) .....8.5
1965	Gary Cutsinger (DE)	7	1990	Sean Jones (DE) .....12.5
1966	Gary Cutsinger (DE)	5	1991	William Fuller (DE) .....15
1967	George Rice (DT)	6	1992	Ray Childress (DE) .....13
1968	Pat Holmes (DE)	6	1993	Sean Jones (DE) .....13
1969	Elvin Bethea (DE)	14	1994	Lamar Lathon (DE) .....8.5
1970	Elvin Bethea (DE)	9.5	<b>1995</b>	<b>Anthony Cook (DE) .....4.5</b>
1971	Elvin Bethea (DE)	13		Henry Ford (DE)
1972	Mike Tilleman (DT)	12	1996	Anthony Cook (DE) .....7.5
1973	Elvin Bethea (DE)	17	<b>1997</b>	<b>Kenny Holmes (DE) .....7</b>
1974	Ted Washington (LB)	11		Gary Walker (DT)
1975	Curly Culp (DT)	11.5	1998	Lonnie Marts (LB) .....4
1976	Elvin Bethea (DE)	14.5	<b>1999</b>	<b>Jevon Kearse (DE) .....14.5</b>
1977	James Young (DE)	7.5	2000	Jevon Kearse (DE) .....11.5
1978	Elvin Bethea (DE)	8	2001	Jevon Kearse (DE) .....10.0
<b>1979</b>	<b>Jesse Baker (DE)</b>	<b>15.5</b>	2002	Kevin Carter (DE) .....10.0
1980	Mike Stensrud (DE)	7	2003	Jevon Kearse (DE) .....9.5
1981	Jesse Baker (DE)	10	2004	Kevin Carter (DE) .....6.0
1982	Jesse Baker (DE)	7.5	2005	Kyle Vanden Bosch (DE) ...12.5
1983	Jesse Baker (DE)	5.5	2006	Kyle Vanden Bosch (DE) ...6.5
			2007	Kyle Vanden Bosch (DE) ...12

# OFFENSIVE RANKINGS

	<u>Year</u>	<u>Total Plays</u>	<u>First Downs</u>	<u>Rush Yards</u>	<u>Net Pass Yards</u>	<u>Total Yards</u>	<u>Total Points</u>
Front Office	1960	930	262	1,565 (3)	3,371 (1)	4,936 (1)	379
	1961	964	293	1,896 (2)	4,392 (1)	6,288 (1)	513
	1962	943	266	1,742 (4)	3,229 (2)	4,971 (2)	387
Coaching Staff	1963	870	254	1,210 (7)	3,222 (1)	4,432 (4)	302
	1964	942	284	1,347 (7)	3,527 (2)	4,874 (4)	310
	1965	905	227	1,178 (7)	2,813 (2)	3,991 (5)	298
	1966	926	246	1,515 (5)	2,897 (4)	4,412 (7)	335
	1967	828	207	2,122 (1)	1,381 (9)	3,503 (8)	258
	1968	905	240	1,804 (4)	2,548 (4)	4,352 (5)	303
	1969	965	256	1,706 (5)	2,825 (2)	4,531 (4)	278
Players	1970	922	232	1,556 (19)	2,506 (7)	4,062 (10)	217
	1971	815	201	1,106 (26)	2,409 (6)	3,515 (22)	251
	1972	817	183	1,518 (23)	1,673 (23)	3,191 (26)	164
	1973	840	193	1,388 (26)	1,919 (16)	3,307 (24)	199
	1974	817	200	1,361 (26)	1,977 (20)	3,338 (24)	236
Rookies	1975	900	234	2,068 (12)	1,869 (23)	3,937 (19)	293
	1976	878	199	1,498 (27)	2,072 (15)	3,570 (24)	222
	1977	879	228	1,989 (14)	1,875 (17)	3,864 (18)	299
	1978	993	276	2,476 (6)	2,338 (18)	4,814 (16)	283
	1979	1,034	268	2,571 (4)	2,256 (25)	4,827 (22)	362
2007 Season	1980	1,063	329	2,635 (2)	3,007 (17)	5,642 (4)	295
	1981	947	241	1,734 (23)	2,777 (23)	4,511 (27)	281
	1982	551	138	799 (26)	1,574 (19)	2,373 (28)	136
	1983	1,033	295	1,998 (18)	2,902 (23)	4,900 (24)	288
	1984	969	284	1,656 (23)	3,228 (17)	4,884 (23)	240
	1985	998	270	1,570 (25)	3,082 (19)	4,652 (24)	284
	1986	1,089	299	1,700 (19)	3,449 (13)	5,149 (16)	274
	1987	998	294	1,923 (14)	3,300 (7)	5,223 (8)	345
	1988	1,010	308	2,249 (4t)	2,956 (22)	5,205 (14)	424
	1989	1,028	327	1,928 (12)	3,499 (10)	5,427 (9)	365
History	1990	1,006	376	1,417 (24)	4,805 (1)	6,222 (1)	405
	1991	1,022	353	1,366 (23)	4,621 (1)	5,987 (2)	386
	1992	958	339	1,626 (18)	4,029 (1)	5,655 (3)	352
	1993	1,066	330	1,792 (12)	3,866 (3)	5,658 (3)	368
	1994	1,036	278	1,682 (12)	2,799 (25)	4,481 (26)	226
	1995	1,046	295	1,664 (18)	3,241 (19)	4,905 (23)	348
	1996	972	287	1,950 (6)	3,098 (21)	5,048 (18)	345
	1997	993	288	2,414 (3)	2,505 (29)	4,919 (18)	333
	1998	1,016	308	1,970 (9)	3,291 (15)	5,261 (9)	330
	1999	1,011	294	1,811 (13)	3,479 (13t)	5,290 (13)	392
Playoff History	2000	1,036	299	2,084 (7)	3,266 (16)	5,350 (14)	346
	2001	1,026	288	1,794 (12)	3,558 (8t)	5,352 (8)	336
	2002	1,032	312	1,952 (11)	3,320 (20)	5,272 (17)	367
	2003	1,013	310	1,623 (26)	3,878 (5)	5,501 (8)	435
	2004	1,053	308	1,871 (14)	3,616 (10)	5,487 (11)	344
	2005	1,022	279	1,525 (23)	3,597 (9)	5,122 (17)	299
	2006	945	261	2,214 (5)	2,596 (30)	4,810 (27)	324
	2007	1,037	306	2,109 (5)	2,878 (27)	4,987 (21)	301
Sidelines							

# DEFENSIVE RANKINGS

<u>Year</u>	<u>Total Plays</u>	<u>First Downs</u>	<u>Rush Yards</u>	<u>Net Pass Yards</u>	<u>Total Yards</u>	<u>Total Points</u>	
1960	995	282	1,027 (2)	3,874 (8)	4,901 (6)	285	Front Office
1961	899	235	1,634 (6)	2,391 (2)	4,025 (2)	242	
1962	880	217	1,569 (3)	2,561 (2)	4,130 (2)	270	
1963	873	256	1,710 (7)	2,606 (3)	4,316 (6)	372	
1964	896	267	1,961 (7)	3,280 (6)	5,241 (8)	355	
1965	946	271	2,683 (8)	2,470 (2)	5,153 (8)	429	
1966	881	244	1,833 (7)	3,162 (8)	4,995 (9)	396	
1967	910	233	1,637 (7)	2,418 (3)	4,055 (4)	199	
1968	854	198	1,704 (4)	1,671 (1)	3,375 (1)	248	
1969	833	183	1,556 (5)	2,217 (2)	3,773 (2)	279	
1970	840	227	1,793 (17)	2,605 (24)	4,398 (25)	352	Coaching Staff
1971	880	237	1,723 (11)	2,072 (10)	3,795 (9)	330	
1972	894	263	2,591 (25)	2,143 (11)	4,734 (23)	380	
1973	929	274	2,410 (23)	2,237 (20)	4,647 (24)	447	
1974	919	268	2,050 (19)	2,375 (20)	4,425 (22)	282	
1975	952	264	1,680 (3)	2,457 (17)	4,137 (11)	226	
1976	935	226	2,072 (16)	1,915 (8)	3,987 (10)	273	
1977	933	247	1,815 (10)	2,142 (20)	3,957 (14)	230	
1978	1,021	292	2,072 (9)	2,842 (24)	4,914 (17t)	298	
1979	1,038	304	2,225 (17)	2,765 (14)	4,990 (13)	331	
1980	932	259	1,811 (8)	2,801 (4)	4,612 (5)	251	Players
1981	1,084	325	2,411 (24)	3,315 (17)	5,726 (24)	355	
1982	613	187	1,225 (23)	2,213 (25)	3,438 (28)	245	
1983	1,031	332	2,787 (28)	2,845 (4)	5,632 (22)	460	
1984	1,075	345	2,789 (28)	3,179 (11)	5,968 (27)	437	
1985	1,091	356	2,814 (28)	3,341 (18)	6,155 (27)	412	
1986	1,054	285	2,035 (20)	2,999 (8)	5,034 (13)	329	
1987	976	287	1,848 (17)	3,145 (17)	4,993 (17)	349	
1988	985	304	1,592 (4)	3,266 (13)	4,858 (8)	365	
1989	940	314	1,669 (9)	3,542 (17)	5,211 (13)	412	
1990	890	279	1,575 (8)	3,060 (14)	4,635 (11)	307	Rookies
1991	984	280	1,540 (6)	3,208 (14)	4,748 (9)	251	
1992	907	254	1,634 (9)	2,577 (3)	4,211 (3)	258	
1993	1,003	289	1,273 (1)	3,601 (23)	4,874 (14)	238	
1994	971	275	2,120 (28)	2,795 (2)	4,915 (9)	352	
1995	983	267	1,526 (8)	3,125 (3)	4,651 (5)	324	
1996	956	271	1,385 (2)	3,225 (13)	4,610 (6)	319	
1997	992	292	1,573 (4)	3,658 (27)	5,231 (22)	310	
1998	955	279	1,610 (9t)	3,511 (20)	5,121 (16)	320	
1999	994	300	1,550 (10)	3,695 (25)	5,245 (17)	324	
2000	908	215	1,390 (3)	2,423 (1)	3,813 (1)	191	2007 Season
2001	996	300	1,431 (5)	4,084 (31)	5,515 (25)	388	
2002	974	297	1,424 (2)	3,540 (25)	4,964 (10)	324	
2003	926	275	1,295 (1)	3,606 (30)	4,901 (12)	324	
2004	977	318	1,917 (18)	3,807 (26)	5,724 (27)	439	
2005	960	294	1,894 (22)	3,216 (17)	5,110 (19)	421	
2006	1,062	329	2,313 (30)	3,602 (27)	5,915 (32)	400	
2007	978	268	1,478 (5)	3,187 (10)	4,665 (5)	297	



Front Office

Coaching Staff

Players

Rookies

2007 Season

Records

History

Playoff History

Sidelines

## Number of Games Played in Season

1960-77: .....14 games  
 1978-81, '83-86, '88-07: 16 games  
 1982: .....9 games  
 1987: .....15 games

## SERVICE

### Most Seasons

19 Bruce Matthews, 1983-2001  
 16 Elvin Bethea, 1968-83  
 13 Brad Hopkins, 1993-2005  
 12 Gregg Bingham, 1973-84  
 Mike Munchak, 1982-93

### Most Seasons, Active

10 Craig Hentrich, 1998-2007  
 8 Keith Bulluck, 2000-07

### Most Games Played

296 Bruce Matthews, 1983-2001  
 210 Elvin Bethea, 1968-83  
 194 Brad Hopkins, 1993-2005  
 173 Gregg Bingham, 1973-84  
 160 Ray Childress, 1985-95  
 159 Craig Hentrich, 1998-2007  
 159 Mike Munchak, 1982-93

### Most Games Played, Active

159 Craig Hentrich, 1998-2007  
 127 Keith Bulluck, 2000-2007

### Most Consecutive Games Played

232 Bruce Matthews, 1987-2001  
 147 Robert Brazile, 1975-84  
 146 Craig Hentrich, 1998-2007  
 135 Elvin Bethea, 1968-77  
 134 Gregg Bingham, 1973-81  
 128 Eddie George, 1996-2003

### Most Consecutive Games Played, Active

105 Keith Bulluck, 2000-07

### Most Consecutive Games Started

229 Bruce Matthews, 1987-2001  
 147 Robert Brazile, 1975-84  
 135 Elvin Bethea, 1968-77  
 134 Gregg Bingham, 1973-81  
 128 Eddie George, 1996-2003

### Most Consecutive Games Started, Active

97 Keith Bulluck, 2001-07  
 48 Michael Roos, 2005-07  
 Kyle Vanden Bosch, 2005-07

## SCORING

### Most Seasons Leading Team

9 Al Del Greco, 1992-2000  
 7 George Blanda, 1960-66  
 5 Tony Zendejas, 1985-90

### Most Consecutive Seasons Leading Team

9 Al Del Greco, 1992-2000  
 7 George Blanda, 1960-66  
 5 Tony Zendejas, 1985-89

## POINTS

### Career

1,060 Al Del Greco, 1991-2000 (322 PAT, 246 FG)  
 598 George Blanda, 1960-66 (4 TD, 301 PAT, 91 FG)  
 548 Tony Zendejas, 1985-90 (197 PAT, 117 FG)  
 450 Eddie George, 1996-2003 (74 TD, 3 two-pnt)  
 438 Earl Campbell, 1978-84 (73 TD)  
 392 Toni Fritsch, 1977-81 (149 PAT, 81 FG)

### Season

136 Al Del Greco, 1998 (28 PAT, 36 FG)  
 133 Rob Bironas, 2007 (28 PAT, 35 FG)  
 131 Al Del Greco, 1996 (35 PAT, 32 FG)  
 126 Al Del Greco, 1993 (39 PAT, 29 FG)

123 Gary Anderson, 2003 (42 PAT, 27 FG)  
 118 Al Del Greco, 2000 (37 PAT, 27 FG)

### Most Seasons, 100 or More Points

8 Al Del Greco, 1992-93, 1995-2000  
 2 George Blanda, 1960-61  
 Tony Zendejas, 1988-89

### Season, Rookie

92 Tony Zendejas, 1985 (29 PAT, 21 FG)  
 86 Roy Gerela, 1969 (29 PAT, 19 FG)  
 72 Bill Groman, 1960 (12 TD)

### Game

30 Billy Cannon, @ N.Y. Titans, 12/10/61 (5 TD)  
 26 Rob Bironas, @ Hou., 10/21/07 (8 FG, 2 PAT)  
 George Blanda, vs. L.A. Chargers, 9/18/60  
 (3 TD, 5 PAT, 1 FG)

### Game, Opponent

24 Art Powell, @ Oakland, 12/22/63  
 Corey Dillon, @ Cincinnati, 12/4/97  
 19 Horst Muhlmann, vs. Cincinnati, 12/17/72  
 18 15 times, last by Chad Johnson @ Cincinnati,  
 11/25/07

### Most Consecutive Games Scoring

67 Al Del Greco, 1994-99  
 40 George Blanda, 1960-63

## TOUCHDOWNS

### Career

74 Eddie George, 1996-2003  
 73 Earl Campbell, 1978-84  
 51 Charles Hennigan, 1960-66  
 48 Kenny Burrough, 1971-81  
 Ernest Givins, 1986-94

### Season

19 Earl Campbell, 1979  
 18 Bill Groman, 1961

### Game

19 Billy Cannon, @ N.Y. Titans, 12/10/61

### Game, Opponent

4 Art Powell, @ Oakland, 12/22/63  
 Bob Hayes, @ Dallas, 12/20/70  
 Corey Dillon, @ Cincinnati, 12/4/97  
 3 14 times, last by Chad Johnson @ Cincinnati,  
 11/25/07

### Most Consecutive Games Scoring Touchdown

8 Bill Groman, 1961  
 5 Hoyle Granger, 1967  
 Earl Campbell, 1979  
 Chris Sanders, 1995

## POINTS AFTER TOUCHDOWNS

### Career

322 Al Del Greco, 1991-2000  
 301 George Blanda, 1960-66  
 197 Tony Zendejas, 1985-90  
 149 Toni Fritsch, 1977-81  
 120 Skip Butler, 1972-77

### Season

64 George Blanda, 1961  
 48 George Blanda, 1962  
 Tony Zendejas, 1988

### Game

8 George Blanda, vs. N.Y. Titans, 10/14/62  
 7 George Blanda, @ Denver, 11/5/61  
 George Blanda, vs. N.Y. Titans, 11/19/61  
 George Blanda, @ Oakland, 12/22/63  
 Teddy Garcia, vs. Cleveland, 12/9/90  
 Lawrence Tynes, vs. Kansas City, 12/13/04

### Most Made, Opponent, Game

7 Cotton Davidson, @ Oakland, 12/22/63  
 Horst Muhlmann, vs. Cincinnati, 12/17/72  
 Jim Breech, @ Cincinnati, 12/17/89  
 Sebastian Janikowski, @ Oakland, 9/29/02

## Most Consecutive PATs

- 229 Al Del Greco, 1993-2000
- 79 Gary Anderson, 2003-04
- 76 Al Del Greco, 1991-93
- 75 Skip Butler, 1972-76

## Most Two-Point Conversions, Career

- 3 Eddie George, 1996-2003
- 3 Haywood Jeffires, 1987-95
- 3 Steve McNair, 1995-2004

## Most Two-Point Conversions, Season

- 3 Haywood Jeffires, 1994

## Most Two-Point Conversions, Game

- 1 22 times, last by Vince Young vs. Dallas, 10/1/06 (run)

## Most Two-Point Conversions, Opponent, Game

- 2 Charles Johnson @ Pittsburgh, 11/1/98 (pass, pass)

## FIELD GOALS

### Most Attempted, Career

- 295 Al Del Greco, 1991-2000
- 187 George Blanda, 1960-66
- 163 Tony Zendejas, 1985-90
- 121 Skip Butler, 1972-77
- 105 Toni Fritsch, 1977-81

### Most Attempted, Season

- 40 Roy Gerela, 1969
- 39 Al Del Greco, 1998
- Rob Bironas, 2007
- 38 Al Del Greco, 1996
- 37 Tony Zendejas, 1989
- 35 Al Del Greco, 1997

### Most Attempted, Game

- 8 Rob Bironas, @ Houston, 10/21/07
- 6 George Blanda, vs. N.Y. Titans, 10/9/60
- George Blanda, vs. Denver, 9/14/63
- Skip Butler, @ Cleveland, 10/12/75
- Al Del Greco, vs. Atlanta, 12/5/93

### Most Attempted, Opponent, Game

- 7 Tom Dempsey, Philadelphia, 11/12/72
- 6 Roy Gerela, Pittsburgh, 12/9/73
- Jim Breech, @ Cincinnati, 11/1/87
- John Carney, @ San Diego, 9/19/93

### Most Made, Career

- 246 Al Del Greco, 1991-2000
- 117 Tony Zendejas, 1985-90
- 91 George Blanda, 1960-66
- 81 Toni Fritsch, 1977-81
- 80 Rob Bironas, 2005-07
- 70 Skip Butler, 1972-77

### Most Made, Season

- 36 Al Del Greco, 1998
- 35 Rob Bironas, 2007
- 32 Al Del Greco, 1996
- 29 Al Del Greco, 1993
- 27 Gary Anderson, 2003
- 27 Al Del Greco, 1995
- Al Del Greco, 1997
- Al Del Greco, 2000

### Most Made, Game

- 8 Rob Bironas, @ Houston, 10/21/07
- 5 Al Del Greco, @ Philadelphia, 12/3/2000
- Roy Gerela, vs. Miami, 9/28/69

### Most Made, Opponent, Game

- 6 Tom Dempsey, vs. Philadelphia, 11/12/72
- John Carney, @ San Diego, 9/19/93
- 5 Rian Lindell, @ Buffalo, 12/24/06
- Mike Vanderjagt, vs. Indianapolis, 12/7/03
- Steve Christie, vs. Buffalo, 9/18/94
- Jim Breech, @ Cincinnati, 11/1/87

## Most Consecutive Field Goals Made

- 20 Al Del Greco, 1998-99
- 19 Rob Bironas, 2007
- 18 Al Del Greco, 1995-96
- 14 Al Del Greco, 1999-2000
- 13 Al Del Greco, 1994-95

## Most Consecutive Games With Field Goal Made

- 19 Rob Bironas, 2006-07
- 12 Gary Anderson, 2003
- 10 George Blanda, 1964-65
- George Blanda, 1966

## Longest Field Goal

- 60 Rob Bironas, vs. Indianapolis, 12/3/06
- 56 Al Del Greco, vs. San Francisco, 10/27/96
- Rob Bironas, @ Denver, 11/19/07
- 55 George Blanda, vs. San Diego, 12/3/61
- 54 George Blanda, @ Oakland, 11/11/62
- Skip Butler, @ Buffalo, 9/19/76
- Al Del Greco, vs. Kansas City, 9/20/92

## Longest Field Goal, Opponent

- 56 Jason Elam, Denver, 11/26/95
- 55 Chris Bahr, @ Cincinnati, 9/23/79
- Matt Stover, Cleveland, 11/17/91
- 54 Jan Stenerud, Kansas City, 9/9/67
- Gary Anderson, Pittsburgh, 12/8/91
- Matt Bahr, @ N.Y. Giants, 12/21/91
- Ryan Longwell, Green Bay, 12/16/01

## Highest Field Goal Percentage, Career (100 made)

- 83.4 Al Del Greco, 1991-2000, (219-262)
- 71.8 Tony Zendejas, 1985-90, (117 of 163)

## Season

- 92.3 Al Del Greco, 1998 (36 of 39)
- 89.7 Rob Bironas, 2007 (35 of 39)
- 87.1 Gary Anderson, 2003 (27 of 31)
- 87.1 Al Del Greco, 1995 (27 of 31)
- 85.3 Al Del Greco, 1993 (29 of 34)
- 85.0 Florian Kempf, 1983 (17 of 20)
- 84.2 Al Del Greco, 1996 (32 of 38)

## SAFETIES

### Most Safeties, Career

- 2 Elvin Bethea (1968-83)
- James Young (1977-79)

### Most Safeties, Game

- 1 36 times, last by Tony Brown and Keith Bulluck (11/12/06) vs. Baltimore; sacked Steve McNair out of bounds in end zone.

## RUSHING

### Most Seasons Leading Team

- 8 Eddie George, 1996-2003
- 6 Earl Campbell, 1978-84
- 4 Mike Rozier, 1985-88

### Most Consecutive Seasons Leading Team

- 8 Eddie George, 1996-2003
- 6 Earl Campbell, 1978-83
- 4 Mike Rozier, 1985-89

## ATTEMPTS

### Career

- 2,733 Eddie George, 1996-2003
- 1,979 Earl Campbell, 1978-84
- 1,000 Lorenzo White, 1988-94
- 910 Mike Rozier, 1985-90
- 908 Charles Tolar, 1960-66
- 773 Hoyle Granger, 1966-70, 72

### Season

- 403 Eddie George, 2000
- 373 Earl Campbell, 1980
- 368 Earl Campbell, 1979
- 361 Earl Campbell, 1981

Front Office

Coaching Staff

Players

Rookies

2007 Season

Records

History

Playoff History

Sidelines

## Game

- 39 Earl Campbell, vs. Seattle, 10/11/81
- 38 Earl Campbell, @ Kansas City, 10/12/80
- 37 Earl Campbell, vs. Cincinnati, 10/4/81

## Game, Opponent

- 39 Corey Dillon, @ Cincinnati, 12/4/97
- 34 Rodney Hampton, N.Y. Giants, 11/21/94
- 32 Greg Pruitt, Cleveland, 12/3/81
- Tony Collins, @ New England, 11/28/82

## YARDS GAINED

### Career

- 10,009 Eddie George, 1996-2003
- 8,574 Earl Campbell, 1978-84
- 4,079 Lorenzo White, 1988-94
- 3,514 Hoyle Granger, 1966-70, 72
- 3,426 Mike Rozier, 1985-90

### Season

- 1,934 Earl Campbell, 1980
- 1,697 Earl Campbell, 1979
- 1,509 Eddie George, 2000
- 1,450 Earl Campbell, 1978

### Season, Rookie

- 1,450 Earl Campbell, 1978
- 1,368 Eddie George, 1996
- 947 Rodney Thomas, 1995
- 756 Sid Blanks, 1964
- 652 Rob Carpenter, 1977

### Game

- 216 Billy Cannon, @ N.Y. Titans, 12/10/61
- 216 Eddie George, vs. Oakland, 8/31/97
- 206 Earl Campbell, @ Chicago, 11/16/80

### Game, Opponent

- 246 Corey Dillon, @ Cincinnati, 12/4/97
- 215 Eric Dickerson, @ L.A. Rams, 12/9/84
- 201 James Brooks, @ Cincinnati, 12/23/90

### Longest Run

- 91 Sid Blanks, vs. N.Y. Jets, 12/13/64 (TD)
- 81 Earl Campbell, vs. Miami, 11/20/78 (TD)
- 80 Larry Moriarty, @ L.A. Raiders, 9/11/83
- 77 Rob Carpenter, vs. Kansas City, 11/27/77

### Longest Run, Opponent

- 91 Wilbert Montgomery, @ Philadelphia, 12/19/82 (TD)
- 80 Corey Dillon at Cincinnati, 10/8/2000 (TD)
- 80 Wray Carlton, vs. Miami, 12/5/65 (TD)
- 79 Bill Mathis, @ N.Y. Jets, 11/21/65

### Most Seasons, 1,000 or More Yards

- 7 Eddie George, 1996-2000, 2002-03
- 5 Earl Campbell, 1978-81, 1983
- 1 Eight players, last by LenDale White in 2007

### Most Consecutive Seasons, 1,000 or More Yards

- 5 Eddie George, 1996-2000
- 4 Earl Campbell, 1978-81

### Most Games, 200 or More Yards, Season

- 4 Earl Campbell, 1980
- 1 Twice, last by Eddie George, 1997

### Most Games, 100 or More Yards, Career

- 39 Earl Campbell, 1978-84
- 36 Eddie George, 1996-2003
- 11 Hoyle Granger, 1966-70, 1972
- 8 Mike Rozier, 1985-90

### Most Games, 100 or More Yards, Season

- 11 Earl Campbell, 1979
- 10 Earl Campbell, 1980
- 8 Eddie George, 1997
- 7 Hoyle Granger, 1967
- Earl Campbell, 1978, 1983

### Most Consecutive Games, 100 or More Yards

- 7 Earl Campbell, 1979
- 6 Earl Campbell, 1980
- 5 Eddie George, 1998

## AVERAGE GAIN

### Career (Minimum 750 attempts)

- 4.56 Hoyle Granger (1966-70, 1972)
- 4.33 Earl Campbell (1978-84)
- 4.08 Lorenzo White (1988-94)

### Season

- 5.21 Sid Blanks, 1964
- 5.18 Earl Campbell, 1980
- 5.14 Gary Brown, 1993
- 5.05 Hoyle Granger, 1967

## TOUCHDOWNS

### Career

- 73 Earl Campbell, 1978-84
- 64 Eddie George, 1996-2003
- 36 Steve McNair, 1995-2005
- 29 Lorenzo White, 1988-94
- 27 Mike Rozier, 1985-90

### Season

- 19 Earl Campbell, 1979
- 14 Eddie George, 2000
- 13 Earl Campbell, 1978, 1980

### Season, Rookie

- 13 Earl Campbell, 1978

### Game

- 4 Earl Campbell, vs. Miami, 11/20/78
- Lorenzo White, vs. Cleveland, 12/9/90

### Game, Opponent

- 4 Corey Dillon, @ Cincinnati, 12/4/97
- 3 7 times, last by Marshall Faulk, @ Ind., 9/4/94

### Most Consecutive Games, Rushing Touchdown

- 5 Earl Campbell, 1979
- 4 Earl Campbell, 1981
- Alonzo Highsmith, 1989
- Gary Brown, 1993
- Eddie George, 2000
- 3 8 times, last by Chris Brown, 2005

## PASSING

### Most Seasons Leading Team

- 10 Warren Moon, 1984-93
- 9 Dan Pastorini, 1971-79
- 8 Steve McNair, 1997-2003, 2005

### Most Consecutive Seasons Leading Team

- 10 Warren Moon, 1984-93
- 9 Dan Pastorini, 1971-79
- 7 George Blanda, 1960-66
- Steve McNair, 1997-2003

### Career

- 4,546 Warren Moon, 1984-93
- 3,871 Steve McNair, 1995-2005
- 2,784 George Blanda, 1960-66
- 2,767 Dan Pastorini, 1971-79
- 824 Pete Beathard, 1967-69
- 739 Ken Stabler, 1980-81
- Vince Young, 2006-07

### Season

- 655 Warren Moon, 1991
- 584 Warren Moon, 1990
- 520 Warren Moon, 1993
- 505 George Blanda, 1964
- 492 Steve McNair, 1998
- 492 Steve McNair, 2002

### Game

- 68 George Blanda, @ Buffalo, 11/1/64
- 60 George Blanda, vs. Oakland, 11/7/65
- 60 Billy Volek, @ Oakland, 12/19/04

## Game, Opponent

- 54 Eric Zeier, @ Cleveland, 11/5/95
- 53 Mickey Slaughter, Denver, 12/20/64  
Tommy Kramer, Minnesota, 12/21/80  
Brian Sipe, @ Cleveland, 9/13/81
- 52 4 times, last by Bobby Hebert, vs.  
Atlanta, 12/5/93

## COMPLETIONS

### Career

- 2,632 Warren Moon, 1984-93
- 2,305 Steve McNair, 1995-2005
- 1,426 Dan Pastorini, 1971-79
- 1,347 George Blanda, 1960-66
- 458 Ken Stabler, 1980-81

### Season

- 404 Warren Moon, 1991
- 362 Warren Moon, 1990
- 303 Warren Moon, 1993
- 301 Steve McNair, 2002
- 293 Ken Stabler, 1980

### Game

- 41 Warren Moon, vs. Dallas, 11/10/91
- 40 Billy Volek, @ Oakland, 12/19/04
- 37 George Blanda, @ Buffalo, 11/1/64
- 36 Warren Moon, vs. Seattle, 11/7/93

### Game, Opponent

- 37 Peyton Manning, @ Indianapolis, 11/3/02
- 36 Tim Couch, Cleveland, 9/22/02
- 34 Mickey Slaughter, Denver, 12/20/64
- 32 Carson Palmer, @ Cincinnati, 11/25/07

## COMPLETION PERCENTAGE

### Career (Minimum 1,500 attempts)

- 59.5 Steve McNair, 1995-2005 (2,305 of 3,871)
- 57.9 Warren Moon, 1984-93 (2,632 of 4,546)
- 51.5 Dan Pastorini, 1971-79 (1,426 of 2,767)
- 48.4 George Blanda, 1960-66 (1,347 of 2,784)

### Season

- 65.6 Cody Carlson, 1992 (149 of 227)
- 64.7 Warren Moon, 1992 (224 of 346)
- 64.5 Ken Stabler, 1980 (293 of 454)
- 63.2 Chris Chandler, 1995 (225 of 356)
- 62.6 Steve McNair, 2000 (248 of 396)
- 62.5 Steve McNair, 2003 (250 of 400)

### Game (Min. 15 attempts)

- 93.8 Steve McNair, @ Pittsburgh, 9/28/03 (15 of 16)
- 88.5 Chris Chandler, @ Cincinnati, 9/24/95 (23 of 26)

## YARDS GAINED

### Career

- 33,685 Warren Moon, 1984-93
- 27,141 Steve McNair, 1995-2005
- 19,149 George Blanda, 1960-66
- 16,846 Dan Pastorini, 1971-79
- 5,190 Ken Stabler, 1980-81
- 5,128 Pete Beathard, 1967-69

### Season

- 4,690 Warren Moon, 1991
- 4,689 Warren Moon, 1990
- 3,631 Warren Moon, 1989
- 3,489 Warren Moon, 1986
- 3,485 Warren Moon, 1993

### Game

- 527 Warren Moon, @ Kansas City, 12/16/90
- 492 Billy Volek, @ Oakland, 12/19/04
- 464 George Blanda, @ Buffalo, 10/29/61

### Game, Opponent

- 425 Peyton Manning, @ Indianapolis, 12/5/04
- 407 Tom Flores, @ Oakland, 12/22/63
- 389 Jim McMahon, @ San Diego, 9/17/89
- 387 Boomer Esiason, @ Cincinnati, 11/1/87

## Most Seasons, 3,000 or More Passing Yards

- 6 Warren Moon, 1984-93
- 5 Steve McNair, 1998, 2001-2003
- 3 George Blanda, 1960-66

## Most Games, 400 or More Passing Yards, Career

- 4 Warren Moon, 1984-93
- 2 Billy Volek, 2000-05
- 2 George Blanda, 1960-66
- 1 Jacky Lee, 1960-63; 1966-67
- 1 Steve McNair, 1995-2005

## Most Games, 400 or More Passing Yards, Season

- 2 Billy Volek, 2004
- George Blanda, 1961
- Warren Moon, 1991

## Most Games, 300 or More Passing Yards, Career

- 38 Warren Moon, 1984-93
- 15 George Blanda, 1960-66

## Most Games, 300 or More Passing Yards, Season

- 9 Warren Moon, 1990
- 6 Warren Moon, 1991

## Most Consecutive Games, 300 or More Passing Yards

- 4 Warren Moon, 1990
- 2 Billy Volek, 2004
- Steve McNair, 2003

## Longest Pass Completion (All TDs)

- 98 Jacky Lee (to Willard Dewveall), vs. S.D., 11/25/62
- 95 George Blanda (to Dick Compton), vs. Buffalo, 12/5/65
- 92 Jacky Lee (to Bill Groman), vs. Denver, 11/20/60

## Longest Pass Completion, Opponent (All TDs)

- 94 Jack Kemp (to Glenn Bass), Buffalo, 10/11/64
- 90 John McComick (to Bob Scarpitto), @ Den 10/17/65

## TOUCHDOWNS

### Career

- 196 Warren Moon, 1984-93
- 165 George Blanda, 1960-66
- 156 Steve McNair, 1995-2005
- 96 Dan Pastorini, 1971-79

### Season

- 36 George Blanda, 1961
- 33 Warren Moon, 1990
- 27 George Blanda, 1962
- 24 Steve McNair, 2003
- George Blanda, 1963
- George Blanda, 1960

### Game

- 7 George Blanda, vs. N.Y. Titans, 11/19/61
- 6 George Blanda, vs. N.Y. Titans, 10/14/62
- 5 Steve McNair, vs. Jacksonville, 12/26/99
- Warren Moon, at Cincinnati, 10/11/92
- Warren Moon, at Cleveland, 11/18/90
- Warren Moon, vs. Cincinnati, 10/14/90

### Game, Opponent

- 6 Tom Flores, @ Oakland, 12/22/63
- 5 Joe Namath, @ N.Y. Jets, 9/18/66
- Craig Morton, @ Dallas, 12/20/70
- Jim Kelly, Buffalo, 9/24/89
- Kerry Collins, @ Oakland, 12/19/04
- 4 9 times, last by Peyton Manning, vs.  
Indianapolis, 10/2/05

## Most Consecutive Games, Touchdown Pass

- 23 Steve McNair, 2001-2002
- 21 Warren Moon, 1990-91
- 17 Warren Moon, 1992-93
- 14 George Blanda, 1964-65

## HAD INTERCEPTED

### Career

- 189 George Blanda, 1960-66
- 166 Warren Moon, 1984-93
- 139 Dan Pastorini, 1971-79

Front Office

Coaching Staff

Players

Rookies

2007 Season

Records

History

Playoff History

Sidelines

# INDIVIDUAL RECORDS

Front Office

Coaching Staff

Players

Rookies

2007 Season

Records

History

Playoff History

Sidelines

## Season

- 42 George Blanda, 1962
- 28 Ken Stabler, 1980
- 26 Warren Moon, 1986

## Game

- 6 George Blanda, @ Buffalo, 9/9/62
- George Blanda, vs. Denver, 11/14/65

## Game, Opponent

- 6 Joe Namath, @ N.Y. Jets, 10/15/67
- Bobby Hebert, Atlanta, 12/5/93
- 5 Rick Norton, @ Miami, 11/23/69
- 4 7 times, last by Drew Brees, @ NO, 9/24/07

## Most Consecutive Passes Attempted, No INT's

- 154 Billy Joe Tolliver, 1994
- 130 Warren Moon, 1984

## Most Attempts, No Interceptions, Game

- 56 Warren Moon, vs. Dallas, 11/10/91

## PASS RECEIVING

### RECEPTIONS

## Most Seasons Leading Team

- 7 Ken Burrough, 1971-81
- 5 Haywood Jeffires, 1987-95
- 5 Frank Wycheck, 1996-2000

## Most Consecutive Seasons Leading Team

- 6 Ken Burrough, 1974-79
- 5 Frank Wycheck, 1996-2000
- 4 Charles Hennigan, 1961-64
- Derrick Mason, 2001-04
- 3 Alvin Reed, 1968-70

## Career

- 542 Ernest Givins, 1986-94
- 515 Haywood Jeffires, 1987-95
- 482 Frank Wycheck, 1995-2002
- 480 Drew Hill, 1985-91
- 453 Derrick Mason, 1997-2004
- 410 Charles Hennigan, 1960-66
- 408 Ken Burrough, 1971-81

## Season

- 101 Charles Hennigan, 1964
- 100 Haywood Jeffires, 1991
- 96 Derrick Mason, 2004
- 95 Derrick Mason, 2003
- 90 Drew Hill, 1991
- Haywood Jeffires, 1992

## Game

- 13 Charles Hennigan, @ Boston, 10/13/61
- Haywood Jeffires, @ N.Y. Jets, 10/13/91,
- Drew Bennett, @ Oakland, 12/19/04
- 12 Sid Blanks, @ San Diego, 9/12/64
- Charles Hennigan, @ Buffalo, 11/1/64
- Charles Hennigan, vs. Boston, 11/29/64
- Derrick Mason, vs. Baltimore, 11/12/01
- Derrick Mason, @ NYG, 12/1/02
- Derrick Mason, @ San Diego, 10/3/04
- Drew Bennett, vs. KC, 12/13/04

## Game, Opponent

- 12 Cris Carter, @ Minnesota, 10/8/95
- Brian Westbrook, @ Philadelphia, 11/19/06
- Chad Johnson, @ Cincinnati, 11/25/07
- Reggie Wayne, @ Indianapolis, 12/30/07
- 11 Don Maynard, N.Y. Titans, 10/9/60
- Robert Scarpitto, Denver, 12/20/64
- Carl Pickens, @ Cincinnati, 11/13/94
- Marvin Harrison, @ Indianapolis, 11/3/02

## Most Consecutive Games, Pass Reception

- 99 Frank Wycheck, 1996-2002
- 82 Ernest Givins, 1988-93
- 76 Drew Hill, 1986-91
- 53 Haywood Jeffires, 1990-93

- 52 Ken Burrough, 1973-77

## Most Seasons, 50 or More Pass Receptions

- 8 Ernest Givins, 1986-93
- 6 Drew Hill, 1985-86, 1988-91
- Haywood Jeffires, 1990-95
- Frank Wycheck, 1996-2001
- 5 Charles Hennigan, 1961-64
- Derrick Mason, 2000-04
- 3 Curtis Duncan, 1990-92

### YARDS

## Career

- 7,935 Ernest Givins, 1986-94
- 7,477 Drew Hill, 1985-91
- 6,907 Ken Burrough, 1971-81
- 6,823 Charles Hennigan, 1960-66
- 6,119 Haywood Jeffires, 1987-95

## Season

- 1,746 Charles Hennigan, 1961
- 1,561 Charles Hennigan, 1964

## Game

- 272 Charles Hennigan, @ Boston, 10/13/61
- 245 Haywood Jeffires, @ Kansas City, 12/16/90
- 233 Drew Bennett, vs. Kansas City, 12/13/04
- 232 Charles Hennigan, @ Buffalo, 10/29/61
- 210 Drew Hill, @ Indianapolis, 12/22/85

## Game, Opponent

- 247 Art Powell, @ Oakland, 12/22/63
- 212 Don Maynard, @ N.Y. Jets, 10/20/69
- 210 Bake Turner, N.Y. Jets, 10/10/63

## Longest Pass Reception (All TDs)

- 98 Willard Dewveall, vs. San Diego, 11/25/62
- 95 Dick Compton, vs. Buffalo, 12/5/65
- 92 Bill Groman, vs. Denver, 11/20/60

## Longest Pass Completion, Opponent (All TDs)

- 94 Glenn Bass, Buffalo, 10/11/64
- 90 Bob Scarpitto, @ Denver 10/17/65
- 86 Warrick Dunn, @ Atlanta, 11/23/03

## Most Seasons, 1,000 or More Yds Pass Receiving, Career

- 4 Derrick Mason, 2001-04
- 3 Charles Hennigan, 1960-66
- 3 Drew Hill, 1985-91

## Most Cons. Seasons, 1,000 or More Yds. Pass Rec., Career

- 4 Derrick Mason, 2001-04
- 2 Charles Hennigan, 1963-64
- 2 Tim Smith, 1983-84

## Most Games, 100 or More Yards Pass Receiving, Career

- 26 Charles Hennigan, 1960-66
- 24 Drew Hill, 1985-91
- 18 Ernest Givins, 1986-93

## Most Games, 100 or More Yards Pass Receiving, Season

- 9 Charles Hennigan, 1964

### TOUCHDOWNS

## Career

- 51 Charles Hennigan, 1960-66
- 47 Ken Burrough, 1971-81
- Drew Hill, 1985-91
- Haywood Jeffires, 1987-95
- 46 Ernest Givins, 1986-94

## Season

- 17 Bill Groman, 1961
- 12 Bill Groman, 1960
- Charles Hennigan, 1961
- Charles Frazier, 1966

## Game

- 3 16 times, last by Drew Bennett, vs. KC, 12/13/04

## Game, Opponent

- 4 Art Powell, @ Oakland, 12/22/63
- Bob Hayes, @ Dallas, 12/20/70

3 7 times, last by Chad Johnson, @ Cincinnati, 11/25/07

**Most Consecutive Games Catching TD Pass**

8 Bill Groman, 1961  
 5 Chris Sanders, 1995  
 4 Bill Groman, 1960  
 Charles Hennigan, 1961  
 Dave Casper, 1982  
 Willie Davis, 1996  
 Kevin Dyson, 2001  
 Justin McCareins, 2003

**PUNTING**

**Career**

765 Craig Hentrich, 1998-07  
 519 Jim Norton, 1960-68  
 429 Cliff Parsley, 1977-82  
 316 Dan Pastorini, 1971-79  
 310 Greg Montgomery, 1988-93

**Season**

96 Rich Camarillo, 1994  
 93 Cliff Parsley, 1979  
 91 Cliff Parsley, 1978

**Game**

11 Rich Camarillo, vs. Pittsburgh, 11/6/94  
 Rich Camarillo, @ Pittsburgh, 12/3/95  
 10 8 times, last by Craig Hentrich, @ Balt., 10/7/01

**Game, Opponent**

11 Wayne Crow, @ Oakland, 9/11/60  
 Bob Parsons, Chicago, 11/6/77  
 Mark Royals, Pittsburgh, 11/6/94  
 10 5 times, last by Scott Player, Ariz., 10/23/05

**Longest Punt**

79 Jim Norton, vs. Kansas City, 11/22/64  
 78 Craig Hentrich, @ Pittsburgh, 1/2/2000  
 77 Greg Montgomery, @ San Diego, 9/19/93  
 74 Dan Pastorini, vs. Cincinnati, 10/24/76

**Longest Punt, Opponent**

78 Paul Maguire, @ Buffalo, 9/21/69  
 Marv Bateman, @ Buffalo, 9/19/76  
 74 Chris Hanson, Jacksonville, 11/20/05

**AVERAGE GROSS YARDS**

**Career**

43.6 Greg Montgomery, 1988-93  
 42.8 Craig Hentrich, 1998-2007  
 42.3 Jim Norton, 1960-68

**Season**

47.2 Craig Hentrich, 1998  
 46.9 Greg Montgomery, 1992  
 45.6 Greg Montgomery, 1993  
 45.0 Greg Montgomery, 1990  
 44.4 Reggie Roby, 1996

**Game (5 punts)**

59.2 Greg Montgomery, vs. Buffalo, 12/27/92

**Game, Opponent (5 punts)**

55.4 Brad Maynard, vs. N.Y. Giants, 10/1/2000  
 55.1 Paul Maguire, @ Buffalo, 9/21/69  
 53.8 Lee Johnson, vs. Cincinnati, 10/27/91  
 52.8 Josh Miller, vs. Pittsburgh, 11/21/99  
 52.7 Donnie Jones, @ Miami, 9/24/06

**PUNT RETURNS**

**Most Seasons Leading Team**

5 Carl Roaches, 1980-84  
 Derrick Mason, 1998-2001, 2004  
 4 Billy Johnson, 1974-80  
 4 Bobby Jancik, 1962-67

**Most Consecutive Seasons Leading Team**

5 Carl Roaches, 1980-84

4 Billy Johnson, 1974-80  
 4 Bobby Jancik, 1962-67  
 4 Derrick Mason, 1998-2001

**RETURNS**

**Career**

182 Derrick Mason, 1997-2004  
 155 Billy Johnson, 1974-80  
 151 Carl Roaches, 1980-84  
 104 Willie Drewrey, 1985-88, 1993

**Season**

51 Derrick Mason, 2000  
 47 Carl Roaches, 1980  
 41 Willie Drewrey, 1993  
 40 Billy Johnson, 1975  
 39 Carl Roaches, 1981  
 38 Billy Johnson, 1976

**Game**

8 Pacman Jones, @ Miami, 12/24/05  
 7 Billy Johnson, vs. Tampa Bay, 9/12/76  
 Willie Drewrey, vs. Indianapolis, 11/23/86

**Game, Opponent**

7 Mike Fuller, San Diego, 12/17/78  
 Ron Fellows, Dallas, 12/13/82  
 Eric Metcalf, Cleveland, 11/8/92  
 6 4 times, last by Rick Upchurch, Den., 12/4/77

**YARDS GAINED**

**Career**

2,040 Billy Johnson, 1974-80  
 1,590 Derrick Mason, 1997-2004  
 1,095 Carl Roaches, 1980-84  
 771 Willie Drewrey, 1985-88, 1993

**Season**

662 Derrick Mason, 2000  
 612 Billy Johnson, 1975  
 539 Billy Johnson, 1977

**Game**

127 Billy Johnson, vs. Cincinnati, 10/5/75  
 117 Derrick Mason, vs. Cleveland, 11/19/2000  
 104 Billy Johnson, @ Cleveland, 9/22/74  
 101 Pacman Jones, vs. New England, 12/31/06

**Game, Opponent**

102 R.W. McQuarters, Chicago, 11/14/04  
 93 Bill Baird, N.Y. Jets, 11/10/63  
 87 Eric Metcalf, Cleveland, 11/8/92  
 85 Jon Stagers, Green Bay, 11/19/72

**Longest Punt Return (All TDs)**

90 Pacman Jones, @ Philadelphia, 11/19/06  
 87 Billy Johnson, vs. Cleveland, 10/16/77  
 83 Billy Johnson, vs. Miami, 11/16/75

**Longest Return, Opponent (All TDs)**

93 Bill Baird, N.Y. Jets, 11/10/63  
 85 Jon Stagers, Green Bay, 11/19/72  
 83 Phillip Buchanan, @ Oakland, 9/29/02  
 82 Keith Moody, Buffalo, 10/15/78  
 Corey Sawyer, Cincinnati, 9/25/94

**YARDAGE AVERAGE**

**Career**

13.2 Billy Johnson, 1974-80

**Season**

15.4 Billy Johnson, 1977

**TOUCHDOWNS**

**Career**

5 Billy Johnson, 1974-80  
 4 Pacman Jones, 2005-06

**Season**

3 Billy Johnson, 1975  
 Pacman Jones, 2006

Front Office

Coaching Staff

Players

Rookies

2007 Season

Records

History

Playoff History

Sidelines

**Game**

- 1 15 times, last by Pacman Jones (81 yds), vs. New England, 12/31/06

**Game, Opponent**

- 1 12 times, last by Glenn Martinez (80 yds), @ Denver, 11/19/07

**KICKOFF RETURNS**

**Most Seasons Leading Team**

- 4 Billy Jancik, 1962-67
- Billy Johnson, 1974-80
- Carl Roaches, 1980-84

**Most Consecutive Seasons Leading Team**

- 4 Billy Johnson, 1974-77

**Career**

- 158 Bobby Jancik, 1962-67
- 156 Derrick Mason, 1997-2003
- 150 Carl Roaches, 1980-84
- 121 Billy Johnson, 1974-80
- 110 Mel Gray, 1995-97

**Season**

- 53 Mel Gray, 1995
- 50 Mel Gray, 1996
- 50 Bobby Wade, 2006
- 45 Bobby Jancik, 1963
- 43 Pacman Jones, 2005
- 42 Mike Archie, 1998
- Derrick Mason, 2000

**Game**

- 8 Bobby Jancik, vs. Boston, 12/8/63
- Bobby Jancik, @ Oakland, 12/22/63
- Jason McAddeley, vs. Denver, 12/25/04

**Game, Opponent**

- 8 Brian Baschnagel, Chicago, 11/6/77
- Antonio Chatman, @ Green Bay, 12/12/04
- 7 Bo Roberson, @ Oakland, 12/22/63
- Glyn Milburn, Denver, 11/26/95
- David Dunn, Cincinnati, 9/24/95

**YARDS GAINED**

**Career**

- 4,185 Bobby Jancik, 1962-67
- 3,496 Derrick Mason, 1997-2003
- 3,276 Carl Roaches, 1980-84
- 2,902 Billy Johnson, 1974-80
- 2,592 Mel Gray, 1995-96

**Season**

- 1,317 Bobby Jancik, 1963
- 1,224 Mel Gray, 1996
- 1,194 Bobby Wade, 2006
- 1,183 Mel Gray, 1995
- 1,132 Derrick Mason, 2000
- 1,127 Pacman Jones, 2005

**Game**

- 240 Bobby Jancik, @ Oakland, 12/22/63
- 221 Bobby Jancik, vs. Boston, 12/8/63

**Game, Opponent**

- 185 Brian Baschnagel, Chicago, 11/6/77
- 178 Glyn Milburn, Denver, 11/26/95
- 165 Eric Metcalf, Cleveland, 12/9/90

**Longest Kickoff Return (All TDs)**

- 104 Ken Hall, @ N.Y. Titans, 10/23/60
- 103 Bob Gresham, @ Cincinnati, 9/23/73
- 101 Derrick Mason, @ Cincinnati, 11/18/01
- 97 Carl Roaches, vs. Pittsburgh, 9/18/83
- 96 Carl Roaches, vs. Cincinnati, 10/4/81

**Longest Kickoff Return, Opponent (All TDs)**

- 101 Eric Metcalf, Cleveland, 12/9/90
- 100 Art Baker, @ Buffalo, 9/9/62

Goldie Sellers, @ Denver, 10/2/66

99 Tremain Mack, @ Cincinnati, 11/14/99

98 Alvis Whitted, Jacksonville, 12/26/99

97 Marc Logan, Miami, 10/1/89

**AVERAGE YARDAGE**

**Career (75 returns)**

- 26.5 Bobby Jancik, 1962-67
- 24.0 Billy Johnson, 1974-80
- 23.4 Mel Gray, 1995-97
- 22.4 Derrick Mason, 1997-2003
- 21.8 Carl Roaches, 1980-84

**Season**

- 31.3 Ken Hall, 1960
- 30.3 Bobby Jancik, 1962

**TOUCHDOWNS**

**Career**

- 2 Billy Johnson, 1974-80
- Carl Roaches, 1980-84

**Season**

- 1 13 times, last by Derrick Mason, @ Cin., 11/18/01

**Game**

- 1 13 times, last by Derrick Mason, @ Cin., 11/18/01

**Game, Opponent**

- 1 Eight times, last by Alvis Whitted, Jax, 12/26/98

**COMBINED YARDS**

*(Rushing, receiving, interception returns, kickoff returns, punt returns and fumble returns)*

**Career**

- 12,153 Eddie George, 1996-03 (10,009 rushing, 2,144 receiving)
- 11,202 Derrick Mason, 1997-2004 (6,114 rec., 3,496 KO returns, 1,590 PR, 2 rushing)
- 9,292 Earl Campbell, 1978-84 (8,574 rushing, 718 receiving)
- 8,704 Ernest Givins, 1986-94 (7,935 receiving, 397 PR, 345 rushing, 27 KO returns)
- 7,421 Ken Burrough, 1971-81 (6,907 receiving, 455 KO returns, 59 rushing)

**Season**

- \*2,690 Derrick Mason, 2000 (1 rushing, 895 receiving, 1,132 kickoff returns, 662 punt returns)
- 2,043 Billy Cannon, 1961, (948 rushing, 586 receiving, 70 punt returns, 439 kickoff returns)
- 2,004 Derrick Mason, 2001, (1,128 receiving, 748 kick returns, 128 punt returns)
- 1,981 Earl Campbell, 1980, (1,934 rushing, 47 rec. )
- 1,962 Eddie George, 2000 (1509 rushing, 453 rec.)

**Game**

- 373 Billy Cannon, @ N.Y. Titans, 12/10/61

\* Denotes NFL Record

**INTERCEPTIONS**

**Most Seasons Leading Team**

- 5 Darryll Lewis, 1991-98
- 4 Samari Rolle, 1998-04
- 3 Jim Norton, 1960-68

**Most Consecutive Seasons Leading Team**

- 5 Darryll Lewis, 1994-98

**Career**

- 45 Jim Norton, 1960-68
- 31 Cris Dishman, 1988-96
- 30 Freddy Glick, 1961-66
- 27 Tony Banfield, 1960-65
- W.K. Hicks, 1964-69
- Darryll Lewis, 1991-98

- 26 Mike Reinfeldt, 1976-83
- 25 Ken Houston, 1967-72
- 24 Zeke Moore, 1967-77
- 23 Willie Alexander, 1971-79
- 23 Samari Rolle, 1998-2004
- Season**
- 12 Freddy Glick, 1963
- Mike Reinfeldt, 1979
- 10 Miller Farr, 1967
- Game**
- 3 Eight players, last by Keth Bulluck, @ New Orleans, 9/24/07
- Game, Opponent**
- 4 Bobby Hunt, @ Kansas City, 10/4/64
- 3 7 times, last by Charles Woodson, @ Oak, 9/29/02
- Consecutive Games Intercepted By**
- 5 Pete Jaquess, 1964
- 4 Freddy Glick, 1963
- Jim Norton, 1967
- Miller Farr, 1967
- Cris Dishman, 1991, 1993
- Bo Orlando, 1991

## YARDS GAINED

- Career**
- 650 Ken Houston, 1967-72
- 592 Jim Norton, 1960-68
- 540 Darryll Lewis, 1991-98
- 457 W.K. Hicks, 1964-69
- Season**
- 264 Miller Farr, 1967
- 220 Ken Houston, 1971
- 205 Mike Reinfeldt, 1979
- Game**
- 128 Miller Farr, @ N.Y. Jets, 10/15/67
- Game, Opponent**
- 177 Charlie McNeil, @ San Diego, 9/24/61
- 108 Bobby Hunt, @ Kansas City, 10/4/64
- 100 Rod Woodson, @ Oakland, 9/29/02
- Longest Interception Returns (All TDs)**
- 98 Pete Jaquess, @ Oakland, 9/19/64
- Darryll Lewis, @ Chicago, 10/22/95
- 95 Willie Alexander, @ Green Bay, 9/25/77
- 90 Mark Johnston, vs. Kansas City, 10/27/63
- Longest Interception Returns, Opponent (All TDs)**
- 98 Bob Suci, @ Boston, 11/1/63
- 95 Marlon McCree, @ Houston, 12/21/03
- 91 Booker Edgersen, @ Buffalo, 11/1/64
- 86 Glen Edwards, Pittsburgh, 9/30/73
- 85 Adam Archuleta, @ St. Louis, 9/25/05
- 82 Rod Woodson, @ Oakland, 9/29/02

## TOUCHDOWNS

- Career**
- 9 Ken Houston, 1967-72
- 5 Miller Farr, 1967-69
- 5 Darryll Lewis, 1991-98
- Season**
- 4 Ken Houston, 1971
- Game**
- 2 Miller Farr, vs. Buffalo, 12/7/68
- Ken Houston, vs. San Diego, 12/19/71
- Game, Opponent**
- 2 Lemar Parrish, Cincinnati, 12/17/72
- 1 38 times, last by Shawntae Spencer, vs. S.F., 11/27/04

## SACKS

- Career**
- 105 Elvin Bethea, 1968-83
- 74.5 Ray Childress, 1985-95
- 66.0 Jesse Baker, 1979-87

- 47.5 Jevon Kearse, 1999-2003
- Season**
- 16 Elvin Bethea, 1973
- 15.5 Jesse Baker, 1979
- 15 William Fuller, 1991
- 14.5 Jevon Kearse, 1999

- Game**
- 4 Ed Hussmann, vs. Dallas, 11/4/62
- Ed Hussmann, vs. N.Y. Jets, 11/14/62
- Elvin Bethea, @ San Diego, 10/17/76
- Jesse Baker, vs. Kansas City, 9/16/79
- William Fuller, vs. Pittsburgh, 11/28/93
- 3 34 times, last by Kyle Vanden Bosch, vs. NY Jets, 12/23/07

### Consecutive Games, Two or More Sacks

- 8 Curley Culp, 1974-75
- 6 Jessie Baker, 1979, 1981-82
- Sean Jones, 1990
- William Fuller, 1991
- Most Games with Two or More Sacks, Career**
- 26 Elvin Bethea, 1968-83
- 13 Jessie Baker, 1979-87
- 13 Ray Childress, 1985-95
- 12 Sean Jones, 1988-93
- 9 Jevon Kearse, 1999-2003

## FUMBLES

### Opponents' Fumble Returned for TD's, Career

- 4 Keith Bulluck, 2000-07
- 3 Doug Cline, 1960-66
- Marcus Robertson, 1991-99
- 2 Johnny Peacock, 1969-70
- Robert Lyles, 1984-90
- Ray Childress, 1985-93
- Cris Dishman, 1988-93
- Antwan Odom, 2004-07

- Season**
- 2 Doug Cline, 1961
- Marcus Robertson, 1997
- Antwan Odom, 2005

- Game**
- 1 49 times, last by Cortland Finnegan, vs. Jax, 12/17/06
- Longest Fumble Return (All TDs)**
- 96 C.L. Whittington, @ New Orleans, 10/3/76
- 93 Robert Lyles, @ Cincinnati, 10/19/86
- 92 Cortland Finnegan, vs. Jacksonville, 12/17/06

## BLOCKED KICKS

- Blocked Punts Returned for Touchdowns, Career**
- 2 Cris Dishman, 1988-96
- Blocked Punts Returned for Touchdowns, Game**
- 1 11 times, last by Donald Mitchell, @ Baltimore, 10/7/01
- Blocked Field Goals Returned for Touchdowns, Game**
- 1 Mark Johnston, 62 yards (11/26/61 vs. Denver)
- Tony Banfield, 50 yards (12/9/62 vs. Oak.)
- Ken Houston, 71 yards (10/15/67 @ N.Y. Jets)
- Donald Mitchell, 69 yards (10/21/01 @ Detroit)
- Blocked Field Goal, Last Time**
- 1 Antwan Odom, vs. Seattle, 12/18/05
- Blocked Punt, Last time**
- 1 Casey Cramer @ Washington, 10/15/06



## GAMES WON

**Most Consecutive Games Won**  
 11 (Oct. 17, 1993-Jan. 2, 1994)  
 10 (Oct. 22, 1961-Sept. 9, 1962)  
**Most Consecutive Games Without Defeat**  
 11 (Oct. 13, 1961-Sept. 9, 1962)  
 (Oct. 17, 1993-Jan. 2, 1994)  
**Most Games Won, Season**  
 13 (1999, 2000)  
 12 (1993, 2003)  
 11 (1962, 1979, 1980, 1991, 2002)  
**Most Consecutive Games Won, Season**  
 11 (Oct. 17, 1993-Jan. 2, 1994)  
**Most Consecutive Games Won, Start of Season**  
 3 (Sept. 12-Sept. 26, 1999)  
 3 (Sept. 1-Sept. 16, 1991)  
**Most Consecutive Games Won, End of Season**  
 11 (Oct. 17, 1993-Jan. 2, 1994)  
**Most Consecutive Games Without Defeat, Season**  
 11 (Oct. 17, 1993-Jan. 2, 1994)  
**Most Consecutive Games w/out Defeat, Start of Season**  
 3 (Sept. 12-Sept. 26, 1999)  
 3 (Sept. 1-Sept. 16, 1991)  
**Most Consecutive Games w/out Defeat, End of Season**  
 11 (Oct. 17, 1993-Jan. 2, 1994)  
**Most Home Games Won, Season**  
 8 (1999)  
 7 (1988, 1991, 1993, 2000, 2003)  
**Most Consecutive Home Games Won**  
 12 (Sept. 12, 1999-Nov. 5, 2000)  
 10 (Oct. 6, 2002-Nov. 16, 2003)  
 9 (Dec. 6, 1987-Nov. 20, 1988)  
 (Nov. 26, 1990-Nov. 17, 1991)  
**Most Consecutive Home Games Without Defeat**  
 12 (Sept. 12, 1999-Nov. 5, 2000)  
 10 (Oct. 6, 2002-Nov. 16, 2003)  
 9 (Dec. 6, 1987-Nov. 20, 1988)  
 (Nov. 26, 1990-Nov. 17, 1991)  
**Most Road Games Won, Season**  
 6 (1996, 2000)  
**Most Consecutive Road Games Won**  
 5 (Oct. 29, 1961-Sept. 9, 1962)  
 (Oct. 17-Dec. 25, 1993)  
 (Nov. 19, 2006-Sept. 24, 2007)  
**Most Consecutive Road Games Without Defeat**  
 6 (Oct. 13, 1961-Sept. 9, 1962)  
**Most Shutout Games Won or Tied, Season**  
 2 (1966, 1977, 1993)

## GAMES LOST

**Most Consecutive Games Lost**  
 18 (Oct. 9, 1972-Oct. 28, 1973)  
**Most Consecutive Games Without a Victory**  
 18 (Oct. 9, 1972-Oct. 28, 1973)  
**Most Games Lost, Season**  
 14 (1983, 1994)  
**Most Consecutive Games Lost, Season**  
 11 (Oct. 9-Dec. 17, 1972)  
**Most Consecutive Games Lost, Start of Season**  
 10 (Sept. 4-Nov. 6, 1983)  
**Most Consecutive Games Lost, End of Season**  
 11 (Oct. 9-Dec. 17, 1972)  
**Most Consecutive Games Without Victory, Season**  
 11 (Oct. 9-Dec. 17, 1972)  
**Most Consecutive Games Without Victory, Start of Season**

10 (Sept. 4-Nov. 6, 1983)  
**Most Consecutive Games Without Victory, End of Season**  
 11 (Oct. 9-Dec. 17, 1972)  
**Most Consecutive Home Games Lost**  
 13 (Oct. 9, 1972-Dec. 16, 1973)  
**Most Consecutive Home Games Without Victory**  
 13 (Oct. 9, 1972-Dec. 16, 1973)  
**Most Consecutive Road Games Lost**  
 23 (Sept. 27, 1981-Nov. 4, 1984)\*  
**Most Consecutive Road Games Without Victory**  
 23 (Sept. 27, 1981-Nov. 4, 1984)\*  
**Most Shutout Games Lost or Tied, Season**  
 2 (1972, 1985)

## TIE GAMES

**Most Tie Games, Season**  
 2 (1969)

## OFFENSE

### SCORING

**Most Points, Season**  
 513 (1961)  
 435 (2003)  
 424 (1988)  
**Fewest Points, Season**  
 136 (1982, nine games)  
 199 (1967)  
**Most Points, Game**  
 58 (vs. Cleveland, 12/9/90)  
 56 (vs. N.Y. Titans, 10/14/62)  
**Most Points, Both Teams, Game**  
 101 (Oakland 52, Oilers 49, @ Oakland, 12/22/63)  
 88 (Buffalo 47, Oilers 41, @ Houston, 9/24/89)  
**Fewest Points, Game**  
 0 (16 times, last @ Miami, 11/7/99)  
**Fewest Points, Both Teams, Game**  
 6 (Oilers 6, Pittsburgh 0, @ Houston, 12/4/80)  
**Ties**  
 6 (last Oilers 13, New Orleans 13, @ Hou, 10/3/71)  
**Most Points, Shutout Victory, Game**  
 55 (Oilers vs. Oakland, 9/9/61)  
**Fewest Points, Shutout Victory, Game**  
 6 (Oilers vs. Pittsburgh, 12/4/80)  
**Largest Margin of Victory, Game**  
 55 (Oilers 55, Oakland 0, @ Houston, 9/9/61)  
**Largest Margin of Defeat, Game**  
 54 (Cincinnati 61, Oilers 7, @ Cincinnati, 12/17/89)  
**Smallest Margin of Victory, Game**  
 1 (8 times, last Titans 30, Buffalo 29, @ Buf., 12/24/06)  
**Smallest Margin of Defeat, Game**  
 1 (17 times, last Baltimore 27, Titans 26, vs. Bal., 11/12/06)  
**Most Points Overcome to Win Game**  
 23 (Oilers @ New England, 11/12/78)  
**Most Points, One Half**  
 45 (vs. Cleveland, 12/9/90)  
**Most Points, First Quarter**  
 24 (@ Indianapolis, 12/5/04)  
**Most Points, Second Quarter**  
 31 (vs. Cleveland, 12/9/90)  
**Most Points, Third Quarter**  
 28 (twice, last vs. San Diego, 12/19/71)  
**Most Points, Fourth Quarter**  
 24 (vs. Denver, 11/26/61)  
 (vs. N.Y. Giants, 11/26/06)  
**Most Consecutive Games Scoring**  
 155 (Dec. 3, 1989 – Nov. 7, 1999)  
 145 (Nov. 14, 1999 – Dec. 30, 2007)  
 121 (1977-85)

Front Office

Coaching Staff

Players

Rookies

2007 Season

Records

History

Playoff History

Sidelines

## TOUCHDOWNS

### Most Touchdowns, Season

66 (1961)

### Fewest Touchdowns, Season

18 (1967)

### Most Touchdowns, Game

8 (Oilers vs. N.Y. Titans, 10/14/62; Oilers vs. Clev., 12/9/90)

### Most Touchdowns, Both Teams, Game

14 (Oilers 7, Oakland 7, @ Oakland, 12/22/63)

## POINTS AFTER TOUCHDOWN

### Most PATs, Season

65 (1961)

### Most PATs, Game

8 (Oilers vs. N.Y. Titans, 10/14/62)

7 (four times, last vs. Cleveland, 12/9/90)

### Most PATs, Both Teams, Game

14 (Oilers 7, Oakland 7, @ Oakland, 12/22/63)

## TWO-POINT CONVERSIONS

### Most Two-Point Conversions, Season

4 (1994)

### Most Two-Point Conversions, Opponent, Season

4 (1999)

4 (1998)

### Most Two-Point Conversions, Game

2 (vs. N.Y. Jets, 9/10/06)

1 (20 times, last vs. Dallas, 10/1/06)

### Most Two-Point Conversions, Opponent, Game

3 (@ Pittsburgh, 11/1/98)

### Most Two-Point Conversion Attempts, Season

7 (1994)

### Most Two-Point Conversion Attempts, Opp., Season

6 (1999)

## FIELD GOALS

### Most Field Goals Attempted, Season

40 (1969)

39 (2007)

38 (1996)

37 (1989)

### Most Field Goals Attempted, Game

8 (at Houston, 10/21/07)

6 (four times, last vs. Atlanta, 12/5/93)

### Most Field Goals Attempted, Both Teams, Game

10 (Buffalo 7, Oilers 3, @ Houston, 12/5/65)

9 (Tennessee 6, Patriots 3, @ New England, 10/5/03)

8 (Tennessee 3, @ Buffalo 5, 12/24/06)

(Tennessee 8, Houston 0, 10/21/07)

7 (six times, last Titans 4 vs. Patriots 3, 12/31/06)

### Most Field Goals, Season

36 (1998)

35 (2007)

32 (1996)

29 (1993)

### Fewest Field Goals, Season

8 (1968)

### Most Field Goals, Game

8 (@ Houston, 10/21/07)

5 (vs. Miami, 9/28/69; @ Philadelphia, 12/3/00)

### Most Field Goals, Both Teams, Game

8 (Tennessee 3, @ Buffalo 5, 12/24/06)

(Tennessee 8, @ Houston 0, 10/21/07)

7 (nine times, last Titans 2, Colts 5, vs. Ind., 12/7/03)

### Overtime Wins, Regular Season

30-27 (@ Cincinnati, 9/23/79)

27-24 (vs. N.Y. Jets, 10/28/79)

23-20 (vs. Pittsburgh, 12/2/84)

17-14 (@ Indianapolis, 9/4/88)

26-23 (vs. Dallas, 11/10/91)

23-20 (vs. Kansas City, 9/20/92)

30-27 (@ Cincinnati, 10/6/96)

24-21 (vs. Oakland, 8/31/97)

17-14 (vs. Kansas City, 9/10/00)

31-28 (vs. Tampa Bay, 10/14/01)

32-29 (@ N.Y. Giants, 12/1/02)

26-20 (@ Houston, 12/10/06)

## FIRST DOWNS

### Most First Downs, Season

376 (1990)

### Fewest First Downs, Season

138 (1982, nine games)

199 (1976)

### Most First Downs, Game

34 (vs. Cleveland, 12/9/90)

### Fewest First Downs, Game

4 (at Cleveland, 10/21/73)

5 (vs. Jacksonville, 12/17/06)

### Most First Downs, Both Teams, Game

56 (Houston 33, Buffalo 23, @ Houston, 9/24/89, OT)

55 (Tennessee 31, NYG 24, @ New York, 12/1/02, OT)

### Most First Downs, Rushing, Season

155 (1980)

### Fewest First Downs, Rushing, Season

92 (1982, nine games)

62 (1971)

### Most First Downs, Rushing, Game

17 (twice, last at Green Bay, 12/14/80)

### Fewest First Downs, Rushing, Game

0 (four times, last at Boston, 11/1/63)

### Most First Downs, Passing, Season

251 (1990)

### Fewest First Downs Passing, Season

81 (1982, nine games)

86 (1967)

### Most First Downs, Passing, Game

28 (@ Oakland, 12/19/04)

### Fewest First Downs, Passing, Game

0 (twice, last @ Buffalo, 11/10/85)

### Most First Downs, Penalty, Season

30 (1989)

### Fewest First Downs, Penalty, Season

5 (1982, nine games)

10 (1967)

### Most First Downs, Penalty, Game

7 (@ Atlanta, 9/9/90)

## NET YARDS GAINED

### Most Yards Gained, Season

6,288 (1961)

6,222 (1990)

### Fewest Yards Gained, Season

2,373 (1982, nine games)

3,191 (1972)

### Most Yards Gained, Game

583 (vs. Dallas, 11/10/91, overtime)

### Fewest Yards Gained, Game

83 (@ Pittsburgh, 12/9/73)

## RUSHING

### Most Rushing Attempts, Season

616 (1979)

605 (1978)

### Fewest Rushing Attempts, Season

225 (1982, nine games)

324 (1965)

**Most Rushing Attempts, Game**

56 (vs. San Diego, 9/28/75)

55 (vs. Oakland, 9/9/61)

**Fewest Rushing Attempts, Game**

7 (vs. N.Y. Giants, 12/8/85)

9 (vs. Cincinnati, 10/24/76)

**Most Yards Gained Rushing, Season**

2,635 (1980)

2,571 (1979)

**Fewest Yards Gained Rushing, Season**

799 (1982, nine games)

1,106 (1971)

**Most Yards Gained Rushing, Game**

296 (vs. Kansas City, 11/27/77)

282 (at Jacksonville, 9/9/07)

279 (vs. Miami, 12/3/67)

**Fewest Yards Gained Rushing, Game**

19 (twice, last vs. San Diego, 12/12/65)

**Highest Average Gain, Rushing, Season**

4.7 (2006)

4.6 (twice, last in 1992)

**Most Touchdowns, Rushing, Season**

26 (1988)

**Fewest Touchdowns Rushing, Season**

5 (1982, nine games)

6 (1976)

**Most Touchdowns Rushing, Game**

5 (vs. L.A. Chargers, 9/18/60)

**Fewest Touchdowns Rushing, Game**

0 (many times, last at Kansas City, 12/16/07)

## PASSING

**Most Passes Attempted, Season**

667 (1991)

**Fewest Passes Attempted, Season**

287 (1982, nine games)

333 (1967)

**Most Passes Attempted, Game**

68 (@ Buffalo, 11/1/64 — 37 completed)

61 (vs. Oakland, 11/7/65 — 27 completed)

61 (@ Oakland, 12/19/04 - 40 completed)

**Fewest Passes Attempted, Game**

6 (vs. Cincinnati, 10/4/81)

**Most Passes Attempted, Both Teams**

98 (Titans 61, Oakland 37, @ Oakland, 12/19/04)

97 (Oilers 44, Denver 53, @ Houston, 12/2/62)

**Most Passes Completed, Season**

411 (1991)

**Fewest Passes Completed, Season**

144 (1967)

**Most Passes Completed, Game**

41 (vs. Dallas, 11/10/91 — overtime)

**Fewest Passes Completed, Game**

1 (vs. Cincinnati, 10/4/81)

**Most Yards Gained Passing, Season**

4,805 (1990)

**Fewest Yards Gained Passing, Season**

1,381 (1967)

**Most Yards Gained Passing, Game**

527 (@ Kansas City, 12/16/90)

**Fewest Yards Gained Passing, Game**

-14 (@ Pittsburgh, 10/23/77)

**Most Times Sacked, Season**

65 (1994)

58 (1985)

**Fewest Times Sacked, Season**

11 (1962)

14 (1961)

**Most Times Sacked, Game**

12 (vs. Dallas, 9/29/85)

**Most Times Sacked, Both Teams, Game**

14 (Oilers 12, Dallas 2, @ Houston, 9/29/85)

**Most Touchdowns Passing, Season**

48 (1961)

**Fewest Touchdowns Passing, Season**

9 (2007)

**Most Touchdowns Passing, Game**

7 (twice, last vs. N.Y. Titans, 10/14/62)

**Fewest Touchdowns Passing, Game**

0 (many times, last at Indianapolis, 12/30/07)

**Most Touchdowns Passing, Both Teams, Game**

11 (Oilers 5, Oakland 6, @ Oakland, 12/22/63)

**Most Passes Had Intercepted, Season**

48 (1962)\*

**Fewest Passes Had Intercepted, Season**

9 (2003)

10 (1998)

**Most Passes Had Intercepted, Game**

6 (six times, last @ Cleveland, 11/30/86)

## PUNTING

**Most Punts, Season**

96 (1994)

93 (1979)

**Fewest Punts, Season**

34 (1990)

**Most Punts, Game**

11 (three times, last @ Pittsburgh, 12/3/95)

**Fewest Punts, Game**

0 (five times, last vs. Cincinnati, 10/27/91)

**Highest Average Distance, Punting, Season**

47.2 (1998)

45.3 (1993)

45.2 (1992)

**Highest Average Distance, Punting, Game**

59.2 (vs. Buffalo, 12/27/92)

## PUNT RETURNS

**Most Punt Returns, Season**

53 (2000)

52 (1968)

**Fewest Punt Returns, Season**

15 (1960)

**Most Punt Returns, Game**

10 (vs. Tampa Bay, 9/12/76)

**Most Yards, Punt Returns, Season**

671 (2000)

620 (1975)

**Fewest Yards, Punt Returns, Season**

104 (1982, 9 games)

118 (1961)

**Highest Average, Punt Returns, Season**

15.4 (1977)

**Most Touchdowns, Punt Returns, Season**

3 (1975 and 2006)

**Most Touchdowns, Punt Returns, Game**

1 (18 times, last vs. New England, 12/31/06)

## KICKOFF RETURNS

**Most Kickoff Returns, Season**

83 (1983)

**Fewest Kickoff Returns, Season**

31 (1993)

43 (1961)

**Most Kickoff Returns, Game**

10 (twice, last at Cincinnati, 12/17/89)

**Most Yards, Kickoff Returns, Season**

1,835 (2006)

1,721 (1981)

**Fewest Yards, Kickoff Returns, Season**

589 (1993)

835 (1991)

**Highest Average, Kickoff Returns, Season**

26.1 (2000)

25.9 (1962)

**Most Touchdowns, Kickoff Returns, Season**

2 (three times, last in 1983)

**Most Touchdowns, Kickoff Returns, Game**

1 (13 times, last at Cincinnati, 12/4/88)

## FUMBLES

**Most Fumbles, Season**

42 (1994)

41 (1985)

**Fewest Fumbles, Season**

14 (1982, nine games)

17 (1999)

17 (1962)

**Most Fumbles, Game**

8 (@ Pittsburgh, 12/9/73)

**Most Fumbles Lost, Season**

25 (1994)

**Fewest Fumbles Lost, Season**

7 (1967 and 2006)

**Most Fumbles Lost, Game**

5 (twice, last vs. Philadelphia, 12/2/91)

**Most Opponents' Fumbles Recovered, Season**

28 (1977)

**Most Opponents' Fumbles Recovered, Game**

7 (@ Kansas City, 10/12/69)

**Fewest Opponents' Fumbles Recovered, Season**

8 (twice, last in 1970)

## PENALTIES

**Fewest Penalties, Season**

52 (1982, nine games)

58 (1963)

**Most Penalties, Season**

148 (1989)

**Fewest Penalties, Game**

0 (three times, last @ Buffalo, 11/1/64)

**Most Penalties, Game**

18 (@ Jacksonville, 1/1/06)

**Fewest Yards Penalized, Season**

424 (1982, nine games)

**Most Yards Penalized, Season**

1,150 (twice, last in 1988)

**Most Yards Penalized, Game**

212 (vs. Baltimore, 10/10/99)

## DEFENSE

### SCORING

**Fewest Points Allowed, Season**

191 (2000)

199 (1967)

226 (1975)

**Most Points Allowed, Season**

460 (1983)

447 (1973)

**Fewest Points Allowed, Game**

0 (15 times, last vs. Dallas, 12/25/00)

**Most Points Allowed, Game**

61 (twice, last @ Cincinnati, 12/17/89)

**Fewest Touchdowns Allowed, Season**

18 (1967)

**Most Touchdowns Allowed, Season**

53 (1983)

### FIRST DOWNS

**Fewest First Downs Allowed, Season**

183 (1969)

**Most First Downs Allowed, Season**

356 (1985)

**Fewest First Downs Allowed, Rushing, Season**

62 (2000)

**Most First Downs Allowed, Rushing, Season**

147 (1972)

**Fewest First Downs Allowed, Passing, Season**

89 (1976)

**Most First Downs Allowed, Passing, Season**

197 (2002)

**Fewest First Downs Allowed, Penalty, Season**

13 (twice, last in 1969)

**Most First Downs Allowed, Penalty, Season**

48 (1985)

### NET YARDS

**Fewest Yards Allowed, Season**

3,375 (1968)

**Most Yards Allowed, Season**

6,155 (1985)

**Fewest Yards Allowed, Game**

26 (vs. Denver, 9/3/66)

**Most Yards Allowed, Game**

588 (@ Oakland, 12/22/63)

**Fewest Total Plays Allowed, Season**

610 (1982, nine games)

840 (1970)

**Most Total Plays Allowed, Season**

1,091 (1985)

**Fewest Total Plays Allowed, Game**

36 (vs. Denver, 9/3/66)

**Most Total Plays Allowed, Game**

91 at Philadelphia, 11/19/06

85 (three times, last at Cleveland, 11/30/86, OT)

### RUSHING

**Fewest Yards Allowed, Rushing, Season**

1,027 (1960)

**Most Yards Allowed, Rushing, Season**

2,814 (1985)

**Fewest Yards Allowed, Rushing, Game**

-14 (@ Boston, 11/25/60)

4 (vs. Buffalo, 11/23/97)

**Most Yards Allowed, Rushing, Game**

398 (@ Dallas Texans, 10/1/61)

302 (vs. Kansas City, 10/24/65)

**Fewest Touchdowns Allowed, Rushing, Season**

5 (1996)

**Most Touchdowns Allowed, Rushing, Season**

27 (1984)

**Fewest Attempts Allowed, Rushing, Season**

298 (1982, nine games)

362 (1962)

**Most Attempts Allowed, Rushing, Season**

596 (1984)

**Fewest Attempts Allowed, Rushing, Game**

10 (@ Indianapolis, 12/30/07)

11 (vs. Miami, 10/1/89)

Front Office

Coaching Staff

Players

Rookies

2007 Season

Records

History

Playoff History

Sidelines

**Most Attempts Allowed, Rushing, Game**  
56 (@ Dallas Texans, 10/1/61)

## PASSING

**Fewest Yards Allowed, Passing, Season**  
1,671 (1968)  
**Most Yards Allowed, Passing, Season**  
4,084 (2001)  
**Fewest Yards Allowed, Passing, Game**  
-52 (vs. Cincinnati, 10/31/71)  
-16 (vs. Chicago, 11/6/77)  
**Most Yards Allowed, Passing, Game**  
425 (@ Indianapolis, 12/5/04)  
407 (@ Oakland, 12/22/63)  
405 (vs. Buffalo, 10/11/64)  
**Fewest Touchdowns Allowed, Passing, Season**  
10 (1967, 2000)  
**Most Touchdowns Allowed, Passing, Season**  
35 (1966)  
**Fewest Attempts Allowed, Passing, Season**  
284 (1982, nine games)  
324 (1972)  
**Most Attempts Allowed, Passing, Season**  
582 (1993)  
**Fewest Attempts Allowed, Passing, Game**  
11 (@ Pittsburgh, 9/11/05)  
**Most Attempts Allowed, Passing, Game**  
57 (@ Pittsburgh, 12/19/93)  
**Fewest Completions Allowed, Season**  
158 (1968)  
**Most Completions Allowed, Season**  
349 (2007)  
339 (2002)  
335 (2006)  
333 (2004)  
328 (2001)  
**Fewest Completions Allowed, Game**  
2 (vs. Denver, 9/3/66)  
**Most Completions Allowed, Game**  
37 (@ Indianapolis, 11/3/02)  
36 (vs. Cleveland, 9/22/02)  
35 (vs. Denver, 12/20/64)

## SACKS

**Most Sacks, Season**  
55 (2000)  
54 (1999)  
52 (1993)  
51 (1979)  
**Fewest Sacks, Season**  
21 (1966)  
**Most Sacks, Game**  
9 (vs. N.Y. Titans, 10/14/62; vs. Cin., 10/31/71)

## INTERCEPTIONS

**Most Interceptions, Season**  
36 (1963)  
**Fewest Interceptions, Season**  
3 (1982, nine games)\*  
6 (1972)  
**Most Interceptions, Game**  
6 (six times, last vs. Atlanta, 12/5/93)  
**Most Interceptions, Both Teams, Game**  
13 (Oilers 5, Denver 8, @ Houston, 12/2/62)  
**Most Yards Returning Interceptions, Season**  
676(1962)  
**Most Yards Returning Interceptions, Game**  
245(@ N.Y. Jets, 10/15/67)  
**Most TD's, Returning Interceptions, Season**  
7 (1967)

**Most TD's, Returning Interceptions, Game**  
3 (vs. San Diego, 12/19/71)

## PUNT RETURNS

**Fewest Opponent Punt Returns, Season**  
20 (1961)  
23 (1990)  
**Most Opponent Punt Returns, Season**  
64 (1979)  
60 (twice, last in 1976)  
**Fewest Yards Allowed, Punt Returns, Season**  
144 (2005)  
160 (2000)  
186 (1990)  
**Most Yards Allowed, Punt Returns, Season**  
748 (1979)  
668 (1976)  
**Lowest Average Allowed, Punt Returns, Season**  
4.5 (2005)  
5.3 (1969)  
**Highest Average Allowed, Punt Returns, Season**  
13.9 (2002)  
13.6 (1961)  
**Most Touchdowns Allowed, Punt Returns, Season**  
3 (2002)  
2 (1962, 1965)

## KICKOFF RETURNS

**Fewest Opponent Kickoff Returns, Season**  
26 (1982, nine games)  
32 (1970, 1986)  
**Most Opponent Kickoff Returns, Season**  
81 (2003)  
78 (1995, 1996)  
76 (1999, 2000)  
74 (2002)  
71 (1990, 1997)  
**Fewest Yards Allowed, Kickoff Returns, Season**  
564 (1982, nine games)  
695 (1986)  
**Most Yards Allowed, Kickoff Returns, Season**  
1,675 (1996)  
1,596 (1999)  
1,587 (2000)  
1,528 (1997)  
**Lowest Average Allowed, Kickoff Returns, Season**  
15.7 (1992)  
**Highest Average Allowed, Kickoff Returns, Season**  
24.9 (1985)  
24.9 (2001)  
**Most Touchdowns Allowed, Kickoff Returns, Season**  
2 (1966, 1999)

## PUNTING

**Most Punts Forced, Season**  
105 (2000)  
96 (1976)  
**Fewest Punts Forced, Season**  
38 (1982, 9 games)  
56 (1964, 1989)  
**Most Punts Forced, Game**  
11 (five times, last vs. Pittsburgh, 11/6/94)  
**Fewest Punts Forced, Game**  
0 (11/12/78 at New England; 11/5/95 at Cleveland 12/5/04 at Indianapolis)  
**Lowest Punting Average Allowed (Gross), Season**  
37.1 (1960)

\* Denotes League Record

## OFFENSE

### 1994 Oilers: 4-7      Run 0-0      Pass 4-7

- 9/4/94 vs. **Indy** .....Good  
 1. Bucky Richardson to Reggie Brown .....Good  
 2. Bucky Richardson to H. Jeffries .....NG  
**10/13/94 vs. Cleveland**  
 1. Billy Joe Tolliver to H. Jeffries .....Good  
**12/11/94 vs. Seattle**  
 1. Billy Joe Tolliver to H. Jeffries .....Good  
 2. Billy Joe Tolliver to Todd McNair .....NG  
**12/18/94 vs. K.C.**  
 1. Billy Joe Tolliver to Webster Slaughter .....NG  
**12/24/94 vs. NYJ**  
 1. Richardson to Jeffries .....Good

### 1995 Oilers 2-5      Run 2-3      Pass 0-2

- 10/8/95 vs. **Minn.**  
 1. Rodney Thomas run .....Good  
**10/22/95 vs. Chicago**  
 1. Chris Chandler run .....Good  
**11/12/95 vs. Cin.**  
 1. Will Furrer to Jeffries .....NG  
**11/19/95 vs. K.C.**  
 1. Rich Camarillo to Matthews .....NG  
**12/24/95 vs. Buff.**  
 1. Rodney Thomas run .....NG

### 1996 Oilers 0-0      No Attempts

### 1997 Oilers 2-4      Run 1-3      Pass 1-1

- 8/31/97 vs. **Oak.**  
 1. Eddie George Run .....Good  
**9/28/97 vs. Pitt.**  
 1. S. McNair to Wycheck .....Good  
**11/16/97 vs. Jax.**  
 1. Rodney Thomas run .....NG  
**12/14/97 vs. Bal.**  
 1. Steve McNair run .....NG

### 1998 Oilers 1-4      Pass 0-0      Run 1-4

- 9/27/98 vs. **Jax.**  
 1. Eddie George run .....NG  
**10/11/98 vs. Bal.**  
 1. Eddie George run .....NG  
**11/29/98 vs. Sea.**  
 1. Eddie George run .....NG  
**12/20/98 vs. GB**  
 1. Eddie George run .....Good

### 1999 Titans 1-3      Pass 1-1      Run 0-2

- 10/3/99 vs. **S.F.**  
 1. Eddie George run .....NG  
**11/28/99 vs. Clev.**  
 1. Frank Wycheck run .....NG  
**12/5/99 vs. Bal.**  
 1. McNair to Jackie Harris .....Good

### 2000 Titans 0-0      No Attempts

### 2001 Titans 3-4      Pass 3-4      Run 0-0

- 10/14/01 vs. **T.B.**  
 1. Steve McNair to Kevin Dyson .....Good  
**10/21/01 vs. Det.**  
 1. Steve McNair to Drew Bennett .....Good  
**12/16/01 vs. G.B.**

1. Steve McNair to Kevin Dyson .....NG  
 2. Steve McNair to Derrick Mason .....Good

### 2002 Titans 2-6      Pass 0-2      Run 2-4

- 9/8/02 vs. **Phil.**  
 1. Steve McNair run .....NG  
 2. Eddie George run .....Good  
**9/29/02 vs. Oak.**  
 1. McNair to D. Mason .....NG  
 2. McNair to Wycheck .....NG  
 3. Eddie George Run .....NG  
**12/1/02 vs. NYG**  
 1. Steve McNair run .....Good

### 2003 Titans 3-4      Pass 1-2      Run 2-2

- 10/5/03 vs. **N.E.**  
 1. McNair to T. Calico .....Good  
**12/7/03 vs. Ind.**  
 1. McNair Run .....Good  
 2. McNair to D. Mason .....NG  
**12/14/03 vs. Buff.**  
 1. Robert Holcombe run .....Good

### 2004 Titans 1-2      Pass 0-1      Run 1-1

- 9/26/04 vs. **Jax**  
 1. McNair to D. Mason .....NG  
**11/21/04 vs. Jax**  
 1. McNair run .....Good

### 2005 Titans 0-1      Pass 0-1      Run 0-0

- 10/30/05 vs. **Oak.**  
 1. McNair to Brown .....NG

### 2006 Titans 3-3      Run 2-2      Pass 1-1

- 9/10/06 vs. **New York Jets**  
 1. Travis Henry run .....Good  
 2. Kerry Collins pass to Drew Bennett .....Good  
**10/1/06 vs. Dallas**  
 1. Vince Young run .....Good

### 2007 Titans 0-0      Run 0-0      Pass 0-0

### Titans Overall Statistics

Total: 22-43 (51.2%)

## OPPONENTS

### 1994 Opponents 2-2      Run 2-2      Pass 0-0

- 10/13/94 vs. **Cleveland**  
 1. Tom Tupa Run .....Good  
**12/4/94 vs. Arizona**  
 1. Ronald Moore Run .....Good

### 1995 Opponents 0-2      Run 0-0      Pass 0-2

- 11/26/95 vs. **Denver**  
 1. J. Elway to S. Sharpe .....NG  
**12/17/95 vs. NYJ**  
 1. B. Esiason to F. Baxter .....NG

### 1996 Opponents 1-3      Run 1-1      Pass 0-2

- 9/15/96 vs. **Bal.**  
 1. V. Testaverde pass .....NG  
**11/10/96 at N.O.**  
 1. M. Haynes run .....Good  
**10/13/96 at Atl.**  
 1. B. Hebert pass to R. Preston .....NG

Front Office

Coaching Staff

Players

Rookies

2007 Season

Records

History

Playoff History

Sidelines

# ALL-TIME 2-POINT CONVERSIONS

Front Office

Coaching Staff

Players

Rookies

2007 Season

Records

History

Playoff History

Sidelines

## 1997 Opponents 0-1 Run 0-0 Pass 0-1

10/5/97 vs. SEA  
1. R. Tuten (kicking form.) bad snap, inc. pass. .NG

## 1998 Opponents 4-5 Run 0-0 Pass 4-5

11/1/98 vs. Pitt.  
1. K. Stewart to C. Johnson .Good  
2. M. Tomczak to C. Johnson .Good  
3. M. Tomczak to W. Blackwell .Good  
11/8/98 vs. T.B.  
1. T. Dilfer to B. Emanuel .NG  
12/26/98 vs. Minn.  
1. R. Cunningham to Randy Moss .Good

## 1999 Opponents 4-6 Run 0-1 Pass 4-5

9/12/99 vs. Cin.  
1. J. Blake to W. Jackson .Good  
2. K. Carter run. .NG  
3. J. Blake to B. Milne .Good  
9/19/99 vs. Cleve.  
1. Tim Couch Pass incomplete .NG  
10/17/99 vs. N.O.  
1. B.J. Tolliver to B. Bech .Good  
1/2/00 vs. Pitt  
1. Tomczak to Hines Ward .Good

## 2000 Opponents 0-0 No Attempts

## 2001 Opponents 1-2 Run 1-1 Pass 0-1

10/7/01 vs. Bal.  
1. Elvis Grbac to B. Stokley .NG  
12/2/01 vs. Cleve.  
1. J. White run .Good

## 2002 Opponents 3-4 Run 0-0 Pass 3-4

11/3/02 vs. Ind.

1. Manning to Harrison .Good  
11/17/02 vs. Pitt.  
1. K. Stewart to K. Kreider .Good  
2. Randle El to Hines Ward .Good  
12/1/02 vs. NYG  
1. Kerry Collins to Jeremy Shockey .NG

## 2003 Opponents 0-1 Run 0-0 Pass 0-1

12/14/03 vs. Buff.  
1. Drew Bledsoe to Bernard Shaw .NG

## 2004 Opponents 1-2 Run 0-0 Pass 1-2

9/26/04 vs. Jax  
1. Leftwich to R. Williams .Good  
1/2/05 vs. Det.  
1. Harrington to R. Williams .NG

## 2005 Opponents 2-2 Run 0-0 Pass 2-2

10/11/05 vs. Houston  
1. Carr to Corey Bradford .Good  
11/27/05 vs. S.F.  
1. K. Dorsey to Terry Jackson .Good

## 2006 Opponents 1-2 Run 0-0 Pass 1-2

10/22/06 at Washington  
1. Mark Brunell to Santana Moss .Good  
10/29/06 vs. Houston  
1. Sage Rosenfels to Andre Johnson .NG

## 2007 Opponents 1-1 Run 0-0 Pass 1-1

10/21/07 at Houston  
1. Sage Rosenfels to Andre Davis .Good

## Opponents Overall Statistics

Total: 20-33 (60.6%)

# ALL-TIME SHUTOUTS

## ALL-TIME DEFENSIVE SHUTOUTS

Date	Opponent	Score
9/9/61	Oakland	55-0
9/10/66	Oakland	31-0
10/16/66	New York	24-0
10/13/68	at Boston	16-0
9/21/75	at New England	7-0
9/12/76	Tampa Bay	20-0
9/18/77	NY Jets	20-0
11/6/77	Chicago	47-0
12/4/80	Pittsburgh	6-0
10/22/89	Pittsburgh	27-0
9/27/92	San Diego	27-0
9/12/93	Kansas City	30-0
1/2/94	NY Jets	24-0
12/17/00	at Cleveland	24-0
12/25/00	Dallas	31-0

## ALL-TIME OPPONENT SHUTOUTS

Date	Opponent	Score
12/4/60	at Dallas	0-24
12/1/63	at San Diego	0-27
10/12/69	at Kansas City	0-24
11/2/69	at Boston	0-24
11/1/70	at St. Louis	0-44

9/19/71	at Cleveland	0-31
10/9/72	Oakland	0-34
11/5/72	at Cleveland	0-20
11/25/73	New England	0-32
11/24/74	Dallas	0-10
12/11/76	Pittsburgh	0-21
9/22/85	at Pittsburgh	0-20
11/10/85	at Buffalo	0-20
12/7/86	at San Diego	0-27
11/26/89	at Kansas City	0-34
11/7/99	at Miami	0-17



The Titans posted a pair of shutouts during the 2000 season, including a 24-0 victory in snowy Cleveland.

The franchise has totaled 37 game-winning field goals since 1960 including three play-off game winners. Former Oiler/Titan Al Del Greco (1991-00) leads the franchise with 10 game winning field goals. Rob Bironas' 60-yard field goal vs. Indianapolis (12/3/06) ranks as the longest game winning field goal in franchise history. The following game winning field goals were decided if the field goal was the final score of the game and took the lead whether it was early or late in the fourth quarter or overtime.

<u>Date</u>	<u>Opp.</u>	<u>Kicker</u>	<u>Length</u>	<u>Final Score</u>
10/24/65	Kansas City	Spikes	15	38-36
10/31/65	at Buffalo	Blanda	8	19-17
10/26/69	Denver	Gerela	22	24-21
12/1/74	at Pittsburgh	Butler	34	13-10
9/17/78	San Francisco	Fritsch	19	20-19
10/1/78	at Cleveland	Fritsch	19	16-13
9/23/79	at Cincinnati	Fritsch	29	30-27*
10/28/79	N.Y. Jets	Fritsch	35	27-24*
9/28/80	at Cincinnati	Fritsch	29	13-10
12/2/84	Pittsburgh	Cooper	30	23-20*
11/3/85	Kansas City	Zendejas	38	23-20
11/24/85	San Diego	Zendejas	51	37-35
<b>1/3/88</b>	<b>Seattle</b>	<b>Zendejas</b>	<b>42</b>	<b>23-20*</b>
9/4/88	at Indianapolis	Zendejas	35	17-14*
11/13/89	Cincinnati	Zendejas	28	26-24
11/10/91	Dallas	Del Greco	23	26-23*
9/20/92	Kansas City	Del Greco	39	23-20*
12/12/93	Cleveland	Del Greco	25	19-17
10/6/96	at Cincinnati	Del Greco	49	30-27*
8/31/97	Oakland	Del Greco	33	24-21*
12/13/98	at Jacksonville	Del Greco	41	16-13
9/12/99	Cincinnati	Del Greco	33	36-35
9/10/00	Kansas City	Del Greco	36	17-14*
11/5/00	Pittsburgh	Del Greco	29	9-7
12/3/00	at Philadelphia	Del Greco	50	15-13
10/14/01	Tampa Bay	Nedney	49	31-28 *
10/21/01	at Detroit	Nedney	46	27-24
12/22/01	at Oakland	Nedney	21	13-10
12/01/02	at N.Y. Giants	Nedney	38	32-29*
<b>1/11/03</b>	<b>Pittsburgh</b>	<b>Nedney</b>	<b>26</b>	<b>34-31*</b>
<b>1/3/04</b>	<b>at Baltimore</b>	<b>Anderson</b>	<b>46</b>	<b>20-17</b>
12/11/05	Houston	Bironas	21	13-10
10/15/06	at Washington	Bironas	30	25-22
11/26/06	N.Y. Giants	Bironas	49	24-21
12/3/06	Indianapolis	Bironas	60	20-17
12/24/06	at Buffalo	Bironas	30	30-29
10/21/07	at Houston	Bironas	29	38-36

\*Overtime games; Playoff games in bold



Al Del Greco, who holds the franchise record with 10 game-winning field goals, kicks a 33-yard field goal with eight seconds left to give the Titans a 36-35 victory over the Cincinnati Bengals in the first regular season game at LP Field on Sept. 12, 1999.



## RUSHING

Front Office  
Coaching Staff  
Players  
Rookies  
2007 Season  
Records  
History  
Playoff History  
Sidelines

216	.....	Eddie George vs. Oakland	Aug. 31, 1997	(35 carries)
216	.....	Billy Cannon @ NY Titans	Dec. 10, 1961	(25 carries)
203	.....	Earl Campbell @ Chicago	Nov. 16, 1980	(31 carries)
203	.....	Earl Campbell vs. Tampa Bay	Oct. 19, 1980	(33 carries)
202	.....	Earl Campbell vs. Cincinnati	Oct. 26, 1980	(27 carries)
199	.....	Eddie George vs. Oakland	Dec. 9, 1999	(28 carries)
<b>199</b>	.....	<b>Earl Campbell vs. Miami</b>	<b>Nov. 20, 1978</b>	<b>(28 carries)</b>
195	.....	Earl Campbell @ Dallas	Nov. 22, 1979	(33 carries)
194	.....	Gary Brown @ Cleveland	Nov. 21, 1993	(34 carries)
186	.....	Earl Campbell vs. Seattle	Oct. 11, 1981	(39 carries)
183	.....	Hoyle Granger vs. San Diego	Dec. 4, 1966	(19 carries)
182	.....	Earl Campbell vs. Cincinnati	Oct. 4, 1981	(37 carries)
181	.....	Earl Campbell @ Green Bay	Dec. 14, 1980	(36 carries)
181	.....	Eddie George @ Cincinnati	Oct. 8, 2000	(35 carries)
179	.....	Sid Blanks vs NY Jets	Dec. 13, 1964	(21 carries)
178	.....	Travis Henry @ Washington	Oct. 15, 2006	(32 carries)
178	.....	Earl Campbell @ Kansas City	Oct. 12, 1980	(38 carries)
176	.....	Eddie George @ Cleveland	Dec. 17, 2000	(34 carries)
175	.....	Chris Brown @ Jacksonville	Sept. 9, 2007	(19 carries)
167	.....	Eddie George vs. Jacksonville	Oct. 16, 2000	(29 carries)
166	.....	Gary Brown @ Cincinnati	Nov. 14, 1993	(26 carries)
166	.....	Earl Campbell @ Washington	Sept. 2, 1979	(32 carries)
<b>160</b>	.....	<b>Hoyle Granger @ Miami</b>	<b>Dec. 23, 1967</b>	<b>(21 carries)</b>
158	.....	Earl Campbell @ Cincinnati	Sept. 23, 1979	(34 carries)
157	.....	Earl Campbell @ Denver	Nov. 2, 1980	(36 carries)
156	.....	Lorenzo White vs. NY Giants	Nov. 21, 1994	(27 carries)
155	.....	Eddie George @ New Orleans	Oct. 17, 1999	(28 carries)
153	.....	Eddie George @ Pittsburgh	Nov. 1, 1998	(34 carries)
152	.....	Chris Brown vs. Indianapolis	Sept. 19, 2004	(24 carries)
<b>152</b>	.....	<b>Eddie George @ Cincinnati</b>	<b>Oct. 6, 1996</b>	<b>(26 carries)</b>
150	.....	Mike Rozier @ Buffalo	Sept. 20, 1987	(29 carries)
149	.....	Lorenzo White @ Cincinnati	Oct. 11, 1992	(25 carries)
149	.....	Earl Campbell @ Baltimore	Oct. 14, 1979	(22 carries)
<b>149</b>	.....	<b>Rob Carpenter vs. Kansas City</b>	<b>Nov. 27, 1977</b>	<b>(14 carries)</b>
148	.....	Chris Brown vs. Green Bay	Oct. 11, 2004	(27 carries)
147	.....	Chris Brown vs. Cincinnati	Oct. 31, 2004	(32 carries)
145	.....	Billy Cannon @ Oakland	Dec. 17, 1961	(21 carries)
144	.....	Allen Pinkett vs. LA Raiders	Sept. 1, 1991	(26 carries)
144	.....	Mike Rozier vs. Atlanta	Oct. 25, 1987	(29 carries)
143	.....	Travis Henry @ Philadelphia	Nov. 19, 2006	(18 carries)
<b>143</b>	.....	<b>Eddie George @ Jacksonville</b>	<b>Sept. 8, 1996</b>	<b>(17 carries)</b>
143	.....	Joe Dawkins @ Cleveland	Nov. 22, 1970	(22 carries)
142	.....	Earl Campbell @ Buffalo	Sept. 25, 1983	(30 carries)
142	.....	Earl Campbell vs. Seattle	Sept. 19, 1982	(30 carries)
142	.....	Ronnie Coleman @ New England	Nov. 12, 1978	(25 carries)
142	.....	Hoyle Granger @ Denver	Nov. 12, 1967	(22 carries)
142	.....	Skip Hicks vs. Green Bay	Dec. 16, 2001	(17 carries)
142	.....	Charlie Tolar @ San Diego	Sept. 23, 1962	(18 carries)
<b>141</b>	.....	<b>Eddie George @ NY Jets</b>	<b>Dec. 1, 1996</b>	<b>(28 carries)</b>
141	.....	Mike Rozier vs. Kansas City	Oct. 9, 1988	(27 carries)
<b>141</b>	.....	<b>Woody Campbell @ Miami</b>	<b>Dec. 23, 1967</b>	<b>(18 carries)</b>
139	.....	Hoyle Granger vs. Boston	Dec. 14, 1969	(25 carries)
138	.....	Larry Moriarty vs. NY Jets	Nov. 18, 1984	(23 carries)
138	.....	Earl Campbell vs. Miami	Dec. 4, 1983	(28 carries)
138	.....	Hoyle Granger vs. Denver	Oct. 1, 1967	(20 carries)
<b>137</b>	.....	<b>Earl Campbell @ Atlanta</b>	<b>Sept. 3, 1978</b>	<b>(15 carries)</b>
137	.....	Eddie George vs. Chicago	Oct. 25, 1998	(21 carries)
135	.....	Travis Henry @ Buffalo	Dec. 24, 2006	(25 carries)
134	.....	Earl Campbell vs. Philadelphia	Dec. 16, 1979	(16 carries)
134	.....	Eddie George @ Tampa Bay	Nov. 8, 1998	(27 carries)
134	.....	Eddie George vs. Cleveland	Nov. 19, 2000	(36 carries)
133	.....	LenDale White vs. Oakland	Oct. 28, 2007	(25 carries)

## PASSING

527	.....	Warren Moon @ Kansas City	Dec. 16, 1990	(27 of 45)
492	.....	Billy Volek @ Oakland	Dec. 19, 2004	(40 of 61)
464	.....	George Blanda @ Buffalo	Oct. 29, 1961	(18 of 32)

457	.....	Jacky Lee @ Boston	Oct. 13, 1961	(27 of 41)
432	.....	Warren Moon vs. Dallas	Nov. 10, 1991	(41 of 56)
426	.....	Billy Volek vs. Kansas City	Dec. 13, 2004	(29 of 43)
423	.....	Warren Moon @ NY Jets	Oct. 13, 1991	(35 of 50)
421	.....	Steve McNair vs. Houston	Oct. 12, 2003	(18 of 27)
418	.....	George Blanda @ NY Titans	Nov. 19, 1961	(20 of 32)
414	.....	Warren Moon vs. Cleveland	Dec. 23, 1989	(32 of 51)
399	.....	Warren Moon vs. Cleveland	Nov. 17, 1991	(31 of 44)
398	.....	Steve McNair @ Oakland	Sept. 29, 2002	(32 of 46)
398	.....	Warren Moon @ Detroit	Oct. 5, 1986	(21 of 38)
397	.....	Warren Moon @ Atlanta	Sept. 9, 1990	(31 of 52)
393	.....	George Blanda @ Buffalo	Nov. 1, 1964	(37 of 68)
386	.....	George Blanda @ Boston	Sept. 16, 1962	(20 of 36)
381	.....	Warren Moon vs. NY Jets	Oct. 28, 1990	(30 of 43)
376	.....	Gifford Nielsen vs. Pittsburgh	Dec. 20, 1981	(24 of 37)
369	.....	Warren Moon vs. Seattle	Nov. 7, 1993	(36 of 55)
369	.....	Warren Moon vs. Cincinnati	Oct. 14, 1990	(21 of 33)
366	.....	George Blanda @ LA Chargers	Nov. 13, 1960	(31 of 55)
<b>365</b>	.....	<b>Warren Moon vs. Indianapolis</b>	<b>Sept. 9, 1984</b>	<b>(23 of 43)</b>
364	.....	Warren Moon @ Indianapolis	Dec. 22, 1985	(22 of 40)
361	.....	Warren Moon @ Indianapolis	Sept. 13, 1992	(29 of 39)
360	.....	Steve McNair @ New England	Oct. 5, 2003	(23 of 45)
<b>356</b>	.....	<b>Warren Moon vs. San Francisco</b>	<b>Oct. 21, 1984</b>	<b>(25 of 33)</b>
355	.....	Neil O'Donnell @ San Francisco	Oct. 3, 1999	(20 of 40)
355	.....	Warren Moon @ San Diego	Sept. 30, 1990	(27 of 46)
354	.....	Dan Pastorini vs. Saint Louis	Oct. 20, 1974	(26 of 40)
352	.....	Chris Chandler @ Cincinnati	Sept. 24, 1995	(23 of 26)
351	.....	George Blanda vs. San Diego	Dec. 3, 1961	(20 of 33)
350	.....	George Blanda @ Oakland	Dec. 17, 1961	(18 of 31)
348	.....	Archie Manning vs. Green Bay	Sept. 4, 1983	(22 of 34)
345	.....	Warren Moon vs. Detroit	Nov. 5, 1989	(30 of 38)
343	.....	Steve McNair vs. San Francisco	Nov. 11, 2005	(23 of 41)
343	.....	Warren Moon @ LA Rams	Nov. 4, 1990	(26 of 43)
343	.....	Dan Pastorini vs. Oakland	Dec. 2, 1973	(22 of 36)
342	.....	Warren Moon vs. Atlanta	Dec. 5, 1993	(24 of 42)
342	.....	Warren Moon vs. Cincinnati	Oct. 11, 1992	(27 of 40)
342	.....	George Blanda @ Oakland	Dec. 22, 1963	(20 of 32)
341	.....	Steve McNair vs. Cincinnati	Sept. 12, 1999	(21 of 32)
340	.....	Lynn Dickey @ Baltimore	Nov. 4, 1973	(22 of 32)
339	.....	Warren Moon @ Cleveland	Dec. 15, 1985	(22 of 48)
338	.....	Cody Carlson @ Detroit	Nov. 26, 1992	(24 of 33)
338	.....	Warren Moon vs. Buffalo	Sept. 24, 1989	(28 of 42)
338	.....	Ken Stabler @ NY Jets	Nov. 23, 1980	(33 of 51)
338	.....	Pete Beathard @ Denver	Nov. 16, 1969	(20 of 41)
334	.....	Billy Volek vs. Chicago	Nov. 14, 2004	(27 of 44)
334	.....	Steve McNair @ NY Giants	Dec. 1, 2002	(30 of 43)
334	.....	Steve McNair vs. Pittsburgh	Nov. 25, 2001	(23 of 37)
334	.....	Warren Moon vs. Denver	Oct. 6, 1991	(19 of 31)
331	.....	Jacky Lee @ Boston	Nov. 18, 1960	(21 of 38)
330	.....	Cody Carlson vs. Green Bay	Dec. 13, 1992	(25 of 36)
330	.....	Warren Moon vs. Pittsburgh	Sept. 6, 1992	(29 of 45)
330	.....	Warren Moon vs. NY Giants	Dec. 8, 1985	(26 of 47)

## RECEIVING

272	.....	Charlie Hennigan vs. Boston	Oct. 13, 1961	(13 receptions)
245	.....	Haywood Jeffires @ Kansas City	Dec. 16, 1990	(9 receptions)
233	.....	Drew Bennett vs. Kansas City	Dec. 13, 2004	(12 receptions)
232	.....	Charlie Hennigan vs. Buffalo	Oct. 8, 1961	(9 receptions)
214	.....	Charlie Hennigan vs. San Diego	Dec. 3, 1961	(10 receptions)
210	.....	Drew Hill @ Indianapolis	Dec. 22, 1985	(9 receptions)
202	.....	Charlie Hennigan @ Boston	Sept. 16, 1962	(8 receptions)
197	.....	Tim Smith vs. Green Bay	Sept. 4, 1983	(8 receptions)
188	.....	Charlie Hennigan @ Denver	Sept. 27, 1964	(11 receptions)
186	.....	Haywood Jeffires @ NY Jets	Oct. 13, 1991	(13 receptions)
186	.....	Derrick Mason vs. Cincinnati	Jan. 6, 2002	(9 receptions)
186	.....	Charlie Hennigan @ NY Jets	Sept. 22, 1963	(9 receptions)
185	.....	Drew Hill vs. Cincinnati	Nov. 9, 1986	(10 receptions)
182	.....	Charles Frazier vs. Boston	Sept. 19, 1965	(6 receptions)

Front Office

Coaching Staff

Players

Rookies

2007 Season

Records

History

Playoff History

Sidelines

181	.....	Charles Hennigan vs. Boston
180	.....	Ken Burrough vs. Chicago
179	.....	Mike Montgomery vs. St. Louis
177	.....	Ken Burrough @ Kansas City
177	.....	Derrick Mason vs. Houston
171	.....	Bill Groman @ Boston
167	.....	Tim Smith vs. Cleveland
162	.....	Kevin Dyson vs. Cincinnati
160	.....	Drew Bennett @ Oakland
160	.....	Charlie Hennigan @ Buffalo
159	.....	Tim Smith @ San Diego
158	.....	Charles Frazier vs. Boston
156	.....	Tim Smith vs. Green Bay
<b>155</b>	.....	<b>Ernest Givins @ Detroit</b>
151	.....	Ernest Givins vs. Denver
150	.....	Tim Smith vs. Cleveland
<b>150</b>	.....	<b>Jerry LeVias @ Denver</b>
150	.....	Bill Groman vs. Boston

Nov. 29, 1964	(12 receptions)
Nov. 6, 1977	(6 receptions)
Oct. 20, 1974	(9 receptions)
Oct. 12, 1980	(7 receptions)
Oct. 12, 2004	(6 receptions)
Nov. 25, 1960	(9 receptions)
Dec. 16, 1984	(7 receptions)
Sept. 12, 1999	(9 receptions)
Dec. 19, 2004	(13 receptions)
Nov. 1, 1964	(12 receptions)
Sept. 16, 1984	(5 receptions)
Nov. 13, 1966	(6 receptions)
Sept. 4, 1983	(8 receptions)
<b>Oct. 5, 1986</b>	<b>(5 receptions)</b>
Oct. 6, 1991	(5 receptions)
Dec. 11, 1983	(7 receptions)
<b>Nov. 16, 1969</b>	<b>(7 receptions)</b>
Dec. 18, 1960	(7 receptions)

### Career 100-Yard Rushing Games

<u>NO.</u>	<u>Player</u>	<u>W-L-T</u>
39	Earl Campbell	28-11-0
36	Eddie George	30-6-0
11	Hoyle Granger	8-2-1
8	Mike Rozier	6-2-0
7	Chris Brown	4-3-0
7	Lorenzo White	4-3-0
6	Gary Brown	6-0-0
6	Ronnie Coleman	5-1-0
6	Charlie Tolar	6-0-0
6	Travis Henry	3-3-0
5	Billy Cannon	5-0-0
5	LenDale White	4-1-0
3	Rob Carpenter	2-1-0
3	Larry Moriarty	2-1-0
3	Dave Smith	3-0-0
2	Sid Blanks	2-0-0
2	Woody Campbell	2-0-0
2	Allen Pinkett	2-0-0
2	Rodney Thomas	2-0-0
1	Ode Burrell	0-1-0
1	Joe Dawkins	0-1-0
1	Don Hardeman	1-0-0
1	Skip Hicks	1-0-0
1	Roy Hopkins	1-0-0
1	Paul Robinson	0-1-0
1	Fred Willis	0-1-0
1	Butch Woolfolk	1-0-0

### Career 100-Yard Receiving Games

<u>NO.</u>	<u>Player</u>	<u>W-L-T</u>
26	Charlie Hennigan	12-14-0
24	Drew Hill	15-9-0
18	Ernest Givins	7-11-0
14	Ken Burrough	12-2-0
13	Derrick Mason	7-6-0
10	Tim Smith	3-7-0
9	Drew Bennett	3-6-0
8	Bill Groman	8-0-0
8	Chris Sanders	6-2-0
6	Haywood Jeffires	3-3-0
4	Kevin Dyson	3-1-0
4	Alvin Reed	1-3-0
4	Webster Slaughter	2-2-0
3	Curtis Duncan	1-2-0
3	Mike Barber	2-0-0
2	Jim Bierne	0-1-1
2	Willard Dewveall	1-1-0
2	Billy Johnson	2-0-0
2	Charlie Joiner	0-1-1
2	Yancey Thigpen	0-2-0
2	Lorenzo White	2-0-0
2	Butch Woolfolk	1-1-0
1	Sid Blanks	0-1-0
1	Chris Brown	1-0-0
1	Pat Coleman	1-0-0
1	Willie Fraizer	1-0-0
1	Justin Gate	1-0-0
1	Eddie George	0-1-0
1	Mac Haik	1-0-0
1	Ronnie Harmon	1-0-0
1	Leonard Harris	1-0-0
1	Mike Holston	0-1-0
1	Roy Hopkins	0-1-0
1	Brandon Jones	1-0-0
1	Mike Montgomery	0-1-0
1	Dave Parks	1-0-0
1	Carl Pickens	1-0-0
1	Ben Troupe	0-1-0
1	Gary Wellman	1-0-0
1	John White	0-1-0
1	Oliver Williams	0-1-0
1	Roydell Williams	1-0-0
1	Frank Wycheck	1-0-0

### Career 300-Yard Passing Games

<u>NO.</u>	<u>Player</u>	<u>W-L-T</u>
38	Warren Moon	20-18-0
15	George Blanda	5-10-0
10	Steve McNair	4-6-0
3	Billy Volek	0-3-0
3	Dan Pastorini	0-3-0
2	Cody Carlson	1-1-0
2	Jacky Lee	1-0-1
2	Archie Manning	0-2-0
2	Neil O'Donnell	1-1-0
1	Pete Beathard	0-0-1
1	Chris Chandler	1-0-0
1	Lynn Dickey	1-0-0
1	Gifford Nielsen	1-0-0
1	Jerry Rhome	0-1-0
1	Ken Stabler	0-1-0
1	Don Trull	0-1-0
1	Vince Young	0-1-0

## Games With More Than One 100-Yard Rusher

Dec. 15, 1962	@ New York, Billy Cannon (9-103) and Charlie Tolar (29-107)
Nov. 12, 1967	@ Denver, Woody Campbell (16-101) and Hoyle Granger (22-142)
Dec. 3, 1967	vs. Miami, Woody Campbell (18-141) and Hoyle Granger (25-111)
Sep. 28, 1975	vs. San Diego, Ronnie Coleman (16-112) and Don Hardeman (27-107)
Nov. 27, 1977	vs. Kansas City, Rob Carpenter (14-149) and Ronnie Coleman (15-101)

## Games With More Than One 100-Yard Receiver

Nov. 25, 1960	@ Boston, Bill Groman (9-171) and Charlie Hennigan (7-113)
Sep. 24, 1961	@ San Diego, Charlie Hennigan (6-109) and John White (6-112)
Oct. 13, 1961	@ Boston, Bill Groman (8-148) and Charlie Hennigan (13-272)
Oct. 22, 1961	vs. Dallas, Bill Groman (4-123) and Charlie Hennigan (4-108)
Sep. 12, 1964	@ San Diego, Sid Banks (12-131) and Charlie Hennigan (7-104)
Nov. 6, 1964	@ Boston, Charles Frazier (9-143) and Willie Frazier (2-102)
Nov. 4, 1973	@ Baltimore, Ken Burrough (7-117) and Dave Parks (5-127)
Nov. 20, 1978	vs. Miami, Mike Barber (4-112) and Ken Burrough (6-103)
Nov. 20, 1988	vs. Phoenix, Ernest Givens (5-118) and Drew Hill (5-100)
Nov. 25, 2001	vs. Pittsburgh, Kevin Dyson (4-112) and Derrick Mason (7-114)
Dec. 2, 2001	@ Cleveland, Kevin Dyson (6-110) and Derrick Mason (3-122)
Dec. 19, 2004	@ Oakland, Derrick Mason (9-121) and Drew Bennett (13-160)

# 10 LARGEST WIN/LOSS MARGINS

### ...OF VICTORY

MARGIN	SCORE	DATE	OPPONENT
1. 55 points	55-0	9/9/61	OAKLAND
2. 47 points	47-0	11/6/77	CHICAGO
3. 44 points	58-14	12/9/90	CLEVELAND
4. 42 points	55-13	11/5/61	at Denver
5. 39 points	56-17	10/14/62	N.Y. TITANS
6. 38 points	45-7	9/3/66	DENVER
7. 36 points	49-13	11/19/61	N.Y. TITANS
8. 35 points	41-6	12/11/88	CINCINNATI
35 points	38-3	11/14/93	at Cincinnati
10. 34 points	44-10	12/15/62	at N.Y. Titans

### ...OF DEFEAT

MARGIN	SCORE	DATE	OPPONENT
1. 54 points	61-7	12/17/89	at Cincinnati
2. 44 points	44-0	11/1/70	at St. Louis
44 points	61-17	12/17/72	CINCINNATI
4. 42 points	45-3	11/1/63	at Boston
42 points	52-10	12/20/70	at Dallas
42 points	45-3	9/18/88	at N.Y. Jets
7. 41 points	51-10	10/13/74	at Minnesota
8. 39 points	52-13	9/18/66	at N.Y. Jets
9. 34 points	34-0	10/9/72	OAKLAND
34 points	34-0	11/26/89	at Kansas City



Kevin Donnelly blocks for an Oilers field goal attempt during Houston's 38-3 victory at Cincinnati on Nov. 14, 1993. The 35-point win is tied for eighth place in franchise history for the largest margin of victory.

Guard Benji Olson announced his retirement in March after 10 NFL seasons, all with Tennessee.

"He was such a consistent player for us for so long, a player that gave great effort and helped us achieve many great things in his time here," said Titans Head Coach Jeff Fisher. "It is rare in this time to see a player spend his entire career with one team, and Benji was one of the few. We wish him and his family well in their future endeavors."

A model of reliability and exceptional play, Olson entered the lineup at right guard in his second season and made all but five starts over the next nine years, including a stretch of 85 consecutive starts from 1999-2004. His years of service to the franchise put him in elite company. His total of 152 career games ranks eighth overall in franchise history and fourth among offensive lineman behind only Bruce Matthews (296), Brad Hopkins (194) and Mike Munchak (159). Among NFL interior offensive linemen, only three players played more games than Olson from 1998-2007: Casey Wiegmann, Alan Faneca and Chris Gray.

"Honestly, I was just shooting to make the team when I got here. I was just happy these guys took a chance on me, a guy who recently had back surgery," Olson said. "There were definitely issues about it, but I'm glad I was able to deliver and put together a pretty good career."

His offensive line coach, Mike Munchak, called Olson one of the best pros he's ever been around and thanked him for making his job easier.



Guard Benji Olson announces his retirement last spring.



Olson started 140 of 152 regular season games and nine playoff outings for the Titans from 1998-2007.

NFL for fewest sacks allowed. Olson was a part of five playoff seasons in his 10-year career.

Olson's favorite memory was having Matthews get into a verbal match with then-Buffalo defensive lineman Bruce Smith after Smith had been yelling at Olson for breaking the leg of a Bills' defender in the Titans' playoff win known as the Music City Miracle.

"I just remember thinking how I've got two future Hall of Famers arguing over some stuff I was involved in. This is really great," said Olson, who doesn't plan any unexpected comebacks. "As you feel good in the offseason, you start to think maybe one more year, maybe one more year, but Coach Fisher knows I could barely get through camp last year. We didn't know if I was going to be able to get through the season because it (his back) was acting up so bad.

"I'm probably most proud of just making it this long," Olson continued. "I think the biggest thing I'm going to miss is playing in the games, because that's what it was all about – running out there on game day and going out there and having fun."

A native of Port Orchard, Wash., Olson was an All-American selection at the University of Washington. He started 32 games for the Huskies prior to entering the NFL with a year of college eligibility remaining. The Titans selected him in the fifth round (139th overall) of the 1998 NFL Draft.

"That's what he did for 10 years. He knew what to do, and he did it...Game after game, year after year for...10 years for us. For playing injured the past couple years. Guys didn't realize how bad the back pain was the past couple years...We truly appreciate that," Munchak said.

Fisher praised Olson as the first player whose career began and ended in Tennessee. He also thanked Olson and his wife for their commitment to playing.

"We knew he was going to be there each and every week," Fisher said.

During Olson's tenure, the offensive line was a hallmark of the Titans' success and helped the team produce seven 1,000-yard seasons by running backs (Eddie George, Chris Brown, Travis Henry and LenDale White), five 3,000-yard passing seasons (Steve McNair), a NFL co-MVP award for Steve McNair in 2003 and a NFL Rookie of the Year honor for Vince Young in 2006. Additionally, in six of Olson's nine years as a starter, the Titans ranked in the top 10 in the



Front Office

Coaching Staff

Players

Rookies

2007 Season

Records

History

Playoff History

Sidelines

## USUAL LINEUP

### Offense

WR	86	Roydell Williams
LT	71	Michael Roos
LG	60	Jacob Bell
C	68	Kevin Mawae
RG	75	Benji Olson
RT	76	David Stewart
TE	80	Bo Scaife
WR	12	Justin Gage
TE	88	Ben Hartscock
QB	10	Vince Young
RB	25	LenDale White

### Defense

LE	98	Antwan Odum
LT	97	Tony Brown
RT	92	Albert Haynesworth
RE	93	Kyle Vanden Bosch
LLB	50	David Thornton
MLB	52	Ryan Fowler
RLB	53	Keith Bulluck
LCB	20	Nick Harper
RCB	31	Cortland Finnegan
SS	24	Chris Hope
FS	33	Michael Griffin

K	2	Rob Bironas
P	15	Craig Hentrich

### TITANS LEADERS

<i>Rushing</i>	LenDale White 303-1110, 7 TD
<i>Receiving</i>	Justin Gage 55-750, 2 TD
<i>Passing</i>	Vince Young 382-238, 2546 yds. 9 TD, 17 INT.
<i>Scoring</i>	Rob Bironas 133, 28 PAT, 35 FG
<i>Punt Ret.</i>	Chris Davis 31-293, 0 TD
<i>Kick Ret.</i>	Michael Griffin 18-422, 0 TD
<i>Punting</i>	Craig Hentrich 70-2939, 42.0 avg.
<i>Ints.</i>	Keith Bulluck 5-63, 0 TD
<i>Tackles</i>	David Thornton 140 (97 solo)
<i>QB Sacks</i>	Kyle Vanden Bosch 12.0

## AMERICAN FOOTBALL CONFERENCE

### AFC EAST

	W	L	T	PCT.
New England	16	0	0	1.000
Buffalo	7	9	0	.438
N.Y. Jets	4	12	0	.259
Miami	1	15	0	.063

### AFC NORTH

	W	L	T	Pct.
Pittsburgh	10	6	0	.625
Cleveland	10	6	0	.625
Cincinnati	7	9	0	.438
Baltimore	5	11	0	.313

### AFC SOUTH

	W	L	T	PCT.
Indianapolis	13	3	0	.813
* Jacksonville	11	5	0	.688
* Tennessee	10	6	0	.625
Houston	8	8	0	.500

### AFC WEST

	W	L	T	PCT.
San Diego	11	5	0	.688
Denver	7	9	0	.438
Kansas City	4	12	0	.250
Oakland	4	12	0	.250

\* Wild Card for Playoffs

Won 10, Lost 6  
Third — AFC South Division  
Head Coach: Jeff Fisher

### Preseason (3-1)

8/11	WASHINGTON	L	6-14	69,143
8/17	at New England	W	27-24	68,756
8/24	at Buffalo	W	28-17	70,049
8/30	GREEN BAY	W	30-14	69,143

### Regular Season (10-6)

9/9	at Jacksonville	W	13-10	65,437
9/16	INDIANAPOLIS	L	20-22	69,143
9/24	at New Orleans	W	31-14	70,002
9/30	BYE			
10/7	ATLANTA	W	20-13	69,143
10/14	at Tampa Bay	L	10-13	65,347
10/21	at Houston	W	38-36	70,734
10/28	OAKLAND	W	13-9	69,143
11/4	CAROLINA	W	20-7	69,143
11/11	JACKSONVILLE	L	13-28	69,143
11/19	at Denver	L	20-34	76,590
11/25	at Cincinnati	L	6-35	65,489
12/2	HOUSTON	W	28-20	69,143
12/9	SAN DIEGO (OT)	L	17-23	69,143
12/16	at Kansas City	W	26-17	74,976
12/23	NEW YORK JETS	W	10-6	69,143
12/30	at Indianapolis	W	16-10	57,202

### AFC WILD CARD GAME

1/3	at San Diego	L	6-17	65,640
-----	--------------	---	------	--------

### TEAM STATISTICS

	Tenn.	Avg.	Opp.	Avg.
<b>Total Yds.</b>	4987	311.7	4665	291.6
<b>Rush Yds.</b>	2109	131.8	1478	92.4
<b>Pass Yds.</b>	3077	192.3	3428	214.3
<b>Points</b>	301	18.8	297	18.6

### HONORS

#### Pro Bowl

Rob Bironas, Albert Haynesworth, Kyle Vanden Bosch

#### All-Pro

Rob Bironas, Albert Haynesworth

## NATIONAL FOOTBALL CONFERENCE

### NFC EAST

	W	L	T	PCT.
Dallas	13	3	0	.667
* N.Y. Giants	10	6	0	.625
* Washington	9	7	0	.563
Philadelphia	8	8	0	.500

### NFC NORTH

	W	L	T	Pct.
Green Bay	13	3	0	.813
Minnesota	8	8	0	.500
Detroit	7	9	0	.438
Chicago	7	9	0	.438

### NFC SOUTH

	W	L	T	PCT.
Tampa Bay	9	7	0	.563
Carolina	7	9	0	.438
New Orleans	7	9	0	.438
Atlanta	4	12	0	.250

### NFC WEST

	W	L	T	PCT.
Seattle	10	6	0	.625
Arizona	8	8	0	.500
San Francisco	5	11	0	.313
St. Louis	3	13	0	.188

\* Wild Card for Playoffs

Head Coach: Jeff Fisher

Postseason: 0-1

Standings: 3rd Place AFC South

DATE	OPPONENT	SCORE	W/L	ATT
Sep. 9	at Jacksonville	13-10	W	65,437
Sep. 16	INDIANAPOLIS	20-22	L	69,143
Sep. 24	at New Orleans	31-14	W	70,002
Sep. 30	BYE			
Oct. 7	ATLANTA	20-13	W	69,143
Oct. 14	at Tampa Bay	10-13	L	65,347
Oct. 21	at Houston	38-36	W	70,734
Oct. 28	OAKLAND	13-9	W	69,143
Nov. 4	CAROLINA	20-7	W	69,143
Nov. 11	JACKSONVILLE	13-28	L	69,143
Nov. 19	at Denver	20-34	L	76,590
Nov. 25	at Cincinnati	6-35	L	65,489
Dec. 2	HOUSTON	28-20	W	69,143
Dec. 9	SAN DIEGO*	17-23	L	69,143
Dec. 16	at Kansas City	26-17	W	74,976
Dec. 23	N.Y. JETS	10-6	W	69,143
Dec. 30	at Indianapolis	16-10	W	57,202
Jan. 6	at San Diego	6-17	L	65,640

	TITANS	OPP
TOTAL FIRST DOWNS	306	268
Rushing	118	80
Passing	171	165
Penalty	17	23
3rd Down: Made/Att	89/217	97/230
3rd Down Pct.	41.0	42.2
4th Down: Made/Att	2/11	8/16
4th Down Pct.	18.2	50.0
Possession Avg.	31:38	28:22
Total Net Yards	4987	4655
Avg. Per Game	311.7	291.6
Total Plays	1037	978
Avg. Per Play	4.8	4.8
Net Yards Rushing	2109	1478
Avg. Per Game	131.8	92.4
Total Rushes	543	369
Avg. Per Play	3.9	4.0
Net Yards Passing	2878	3187
Avg. Per Game	179.9	199.2
Sacked/Yards Lost	30/199	40/241
Gross Yards	3077	3428
Att./Comp.	464/288	569/349
Completion Pct.	62.1	61.3
Had Intercepted	17	22
Punts/Average	73/41.9	81/44.6
Net Punting Avg.	36.5	37.6
Penalties/Yards	101/773	90/745
Fumbles/Ball Lost	32/17	26/12
Touchdowns	28	35
Rushing	17	11
Passing	9	21
Returns	2	3

BY PERIODS	1	2	3	4	OTPTS
Titans	59	64	98	80	0
Opponents	65	78	64	84	6

SCORING	TD	RU	PA	PAT	FG	2P	TP
Bironas	0	0	0	28/28	35/39	0	133
White	7	0	0	0/0	0/0	0	42
C.Brown	5	5	0	0/0	0/0	0	30
R.Williams	4	0	4	0/0	0/0	0	24
Young	3	3	0	0/0	0/0	0	18
Henry	2	2	0	0/0	0/0	0	12
Jones	2	0	2	0/0	0/0	0	12
Fuller	2	0	2	0/0	0/0	0	12
Gage	2	0	2	0/0	0/0	0	12
Scaife	1	0	1	0/0	0/0	0	6
Titans	28	17	9	2	28/28	35/39	0
Opponents	35	11	21	3	31/33	18/25	1

2-point conversions: Titans 0-0, Opponents 1-1

PASSING	ATT	CMP	PCT	YARDS	YDS/ATT	TD	INT	LG	SK/YDS	RATING
Young	382	238	62.3	2546	6.7	9	17	73	25/157	71.1
Collins	82	50	61.0	531	6.5	0	0	46	5/42	79.9
Titans	464	288	62.1	3077	6.6	9	17	73	30/199	72.6
Opponents	569	349	61.3	3428	6.0	21	22	69†	40/241	74.5

GM: Mike Reinfeldt; Head Coach: Jeff Fisher

Asst. Coaches: Norm Chow (off. coord.), Jim Schwartz (def. coord.), Dave McGinnis (Asst. head coach/LB), Sherman Smith (Asst. head coach/RB), Matt Burke (def. asst.), Chuck Cecil (DB), Marty Galbraith (ST asst.), Fred Graves (WR), Craig Johnson (QB), Alan Lowry (ST), Mike Munchak (OL), Marcus Robertson (Asst. Secondary), Jim Washburn (DL), Steve Watterson (strength & rehab.), John Zernheld (TE).

RUSHING	NO	YDS	AVG	LG	TD
White	303	1110	3.7	28	7
C.Brown	102	462	4.5	42	5
Young	93	395	4.2	21	3
Henry	31	119	3.8	24	2
Jones	2	37	18.5	19	0
Davis	2	19	9.5	14	0
Hall	1	8	8.0	8	0
Barclay	1	3	3.0	3	0
Troupe	1	-1	-1.0	-1	0
Collins	3	-3	-1.0	-1	0
Henrich	1	-8	-8.0	-8	0
Bell	1	-15	-15.0	-15	0
R.Williams	2	-17	-8.5	-6	0
Titans	543	2109	3.9	42	17
Opponents	369	1478	4.0	62†	11

RECEIVING	NO	YDS	AVG	LG	TD
Gage	55	750	13.6	73	2
R.Williams	55	719	13.1	48	4
Scaife	46	421	9.2	26	1
Moulds	32	342	10.7	46	0
Jones	21	248	11.8	35†	2
White	20	114	5.7	15	0
C.Brown	19	128	6.7	16	0
Hartstock	12	138	11.5	27	0
Hill	9	60	6.7	11	0
Henry	6	53	8.8	18	0
Troupe	5	47	9.4	13	0
Davis	5	38	7.6	13	0
Barclay	2	13	6.5	7	0
Ealy	1	6	6.0	6	0
Titans	288	3077	10.7	73	9
Opponents	349	3428	9.8	69†	21

INTERCEPTIONS	NO	YDS	AVG	LG	TD
Bulluck	5	63	12.6	35	0
Harper	3	62	20.7	32	0
Griffin	3	3	1.0	3	0
Fuller	2	137	68.5	76†	2
Hope	2	45	22.5	45	0
Lowry	2	18	9.0	17	0
Thornton	2	16	8.0	11	0
Finnegan	1	14	14.0	14	0
Hill	1	0	0.0	0	0
LaBoy	1	0	0.0	0	0
Titans	22	358	16.3	76†	2
Opponents	17	116	6.8	23	0

PUNTING	NO	YDS	AVG	NET	TB	IN	LG	6B
Henrich	70	2939	42.0	36.5	6	24	66	6
Miller	3	121	40.3	37.0	0	1	52	0
Titans	73	3060	41.9	36.5	6	25	66	6
Opponents	81	3615	44.6	37.6	10	23	70	0

PUNT RETURNS	NO	FC	YDS	AVG	LG	TD
Davis	31	12	293	9.5	39	0
Jones	6	0	29	4.8	13	0
Barclay	3	1	34	11.3	19	0
Finnegan	2	3	11	5.5	9	0
Titans	42	16	367	8.7	39	0
Opponents	31	16	274	8.8	80†	1

KICKOFF RETURNS	NO	YDS	AVG	LG	TD
Griffin	18	422	23.4	48	0
Barclay	14	304	21.7	37	0
Henry	13	272	20.9	46	0
Davis	2	37	18.5	19	0
Troupe	2	21	10.5	12	0
Lowry	1	15	15.0	15	0
Hartstock	1	14	14.0	14	0
Cramer	1	13	13.0	13	0
Titans	52	1098	21.1	48	0
Opponents	58	1404	24.2	76	0

FIELD GOALS	1-19	20-29	30-39	40-49	50-59
Bironas	0-0	10-12	12-12	9-10	4-5
Titans	0-0	10-12	12-12	9-10	4-5
Opponents	0-0	7-8	5-6	3-5	3-6

**Bironas:** (20G, 31G), (30G, 36G), (33G, 27N), (30G, 40G, 47N), (48G), (52G, 25G, 21G, 30G, 28G, 43G, 29G, 29G), (35G, 23G), (47G, 53G), (36G, 49G), (56G, 37G), (28G, 23G), (53N), (44G, 29N), (37G, 37G, 40G, 25G), (46G) (40G, 54G, 33G)

**Team:** (20G, 31G), (30G, 36G), (33G, 27N), (30G, 40G, 47N), (48G), (52G, 25G, 21G, 30G, 28G, 43G, 29G, 29G), (35G, 23G), (47G, 53G), (36G, 49G), (56G, 37G), (28G, 23G), (53N), (44G, 29N), (37G, 37G, 40G, 25G), (46G) (40G, 54G, 33G)

**Opponents:** (22G), (22G, 39G, 20G, 36N), (J), (32G, 53N, 28G, 48N, 50N), (23G, 43G), (J), (50G, 43G, 54G), (40N), (J), (21G, 39G), (26N), (45G, 50G), (20G), (36G), (51N), (37G)

SACKS
Vanden Bosch 12.0, Odom 8.0, Haynesworth 6.0, LaBoy 6.0, T.Brown 4.0, Finnegan 1.0, Fuller 1.0, Nickey 1.0, Thornton 1.0
<b>Titans 40.0, Opponents 30.0</b>

TACKLES (Solo, Assists, Total)
Thornton 97-43-140, Vanden Bosch 65-50-115, Bulluck 75-34-109, Finnegan 84-25-109, T.Brown 46-37-83, Harper 75-5-80, Fowler 42-31-73, Haynesworth 41-28-69, Hope 39-21-60, Lowry 41-20-61, Griffin 34-15-49, Odom 24-20-44, Starks 21-18-39, Tulloch 28-8-36, Fuller 27-8-35, LaBoy 15-5-20, Hill 13-1-14, Fisher 5-4-9, Veal 4-4-8, King 5-2-7, Conover 2-2-4, Herndon 3-0-3, Vickerson 2-1-3, Gardner 1-0-1, Nickey 1-0-1, Simon 0-1-1, Amato 0-0-0, Mahelona 0-0-0, Woods 0-0-0
<b>Titans (790-383-1173)</b>

USUAL STARTING LINEUP
<b>OFFENSE</b>
WR Royeld Williams (86)
LT Michael Roos (71)
LG Jacob Bell (60)
C Kevin Mawae (68)
RG Benji Olson (75)
RT David Stewart (76)
TE Bo Scaife (80)
WR Justin Gage (12)
TE Ben Harsock (88)
QB Vince Young (10)
RB LenDale White (25)
<b>DEFENSE</b>
LE Antwan Odom (98)
LT Tony Brown (97)
<b>RT Albert Haynesworth (92)</b>
<b>RE Kyle Vanden Bosch (93)</b>
LLB David Thornton (50)
MLB Ryan Fowler (52)
RLB Keith Bulluck (53)
LCB Nick Harper (20)
RCB Cortland Finnegan (31)
SS Chris Hope (24)
FS Michael Griffin (33)
<b>SPECIALISTS</b>
<b>K Rob Bironas (2)</b>
<b>P Craig Henrich (15)</b>
<b>Pro Bowl</b>
All-Pro

Front Office  
Coaching Staff  
Players  
Rookies  
2007 Season  
Records  
History  
Playoff History  
Sidelines



## USUAL LINEUP

### Offense

WR	81	Brandon Jones
LT	71	Michael Roos
LG	60	Jacob Bell
C	68	Kevin Mawae
RG	75	Benji Olson
RT	76	David Stewart
TE	80	Bo Scaife
WR	83	Drew Bennett
FB	45	Ahmad Hall
QB	10	Vince Young
RB	20	Travis Henry

### Defense

LE	93	Kyle Vanden Bosch
LT	98	Robaire Smith
RT	92	Albert Haynesworth
RE	91	Travis LaBoy
LLB	50	David Thornton
MLB	59	Peter Sironm
RLB	53	Keith Bulluck
LCB	21	Reynaldo Hill
RCB	32	Pacman Jones
SS	24	Chris Hope
FS	28	Lamont Thompson

K	2	Rob Bironas
P	15	Craig Hentrich

### TITANS LEADERS

<i>Rushing</i>	Travis Henry 270-1211, 7 TD
<i>Receiving</i>	Drew Bennett 46-737, 3 TD
<i>Passing</i>	Vince Young 357-184, 2199 yds. 13 INT, 12 TD
<i>Scoring</i>	Rob Bironas 98, 32 PAT, 22 FG
<i>Punt Ret.</i>	Pacman Jones 34-440, 3 TD
<i>Kick Ret.</i>	Bobby Wade 50-1194, 0 TD
<i>Punting</i>	Craig Hentrich 88-3760, 42.7 avg.
<i>Ints.</i>	Chris Hope 5-105, 1 TD
<i>Tackles</i>	Keith Bulluck 161 (107 solo)
<i>QB Sacks</i>	Kyle Vanden Bosch 6.5

## AMERICAN FOOTBALL CONFERENCE

### AFC EAST

	W	L	T	PCT.
New England	12	4	0	.750
* N.Y. Jets	10	6	0	.625
Buffalo	7	9	0	.438
Miami	6	10	0	.375

### AFC NORTH

	W	L	T	Pct.
Baltimore	13	3	0	.812
Cincinnati	8	8	0	.500
Pittsburgh	8	8	0	.500
Cleveland	4	12	0	.250

### AFC SOUTH

	W	L	T	PCT.
Indianapolis	12	4	0	.750
Tennessee	8	8	0	.500
Jacksonville	8	8	0	.500
Houston	6	10	0	.375

### AFC WEST

	W	L	T	PCT.
San Diego	14	2	0	.875
* Kansas City	9	7	0	.562
Denver	9	7	0	.562
Oakland	2	14	0	.125

\* Wild Card for Playoffs

Won 8, Lost 8  
Second (Tie) — South Division  
Head Coach: Jeff Fisher

### Preseason (1-3)

8/12	NEW ORLEANS	L	16-19	69,143
8/19	at Denver	L	10-35	73,180
8/26	ATLANTA	L	6-20	69,143
9/1	at Green Bay	W	35-21	69,132

### Regular Season (8-8)

9/10	N.Y. JETS	L	16-23	69,143
9/17	at San Diego	L	7-40	64,344
9/24	at Miami	L	10-13	72,733
10/1	DALLAS	L	14-45	69,143
10/8	at Indianapolis	L	13-14	57,021
10/15	at Washington	W	25-22	88,550
10/22	BYE			
10/29	HOUSTON	W	28-22	69,143
11/5	at Jacksonville	L	7-37	66,524
11/12	BALTIMORE	L	26-27	69,143
11/19	at Philadelphia	W	31-13	69,232
11/26	N.Y. GIANTS	W	24-21	69,143
12/3	INDIANAPOLIS	W	20-17	69,143
12/10	at Houston - OT	W	26-20	70,760
12/17	JACKSONVILLE	W	24-17	69,143
12/24	at Buffalo	W	30-29	54,765
12/31	NEW ENGLAND	L	23-40	69,143

## TEAM STATISTICS

	Tenn.	Avg.	Opp.	Avg.
<b>Total Yds.</b>	4810	300.6	5915	369.7
<b>Rush Yds.</b>	2214	138.4	2313	144.6
<b>Pass Yds.</b>	2596	162.3	3602	225.1
<b>Points</b>	324	20.3	400	25.0

### HONORS

Pro Bowl, AP Offensive Rookie of the Year;  
All-Rookie  
Vince Young

## NATIONAL FOOTBALL CONFERENCE

### NFC EAST

	W	L	T	PCT.
Philadelphia	10	6	0	.625
* Dallas	9	7	0	.562
* N.Y. Giants	8	8	0	.500
Washington	5	11	0	.312

### NFC NORTH

	W	L	T	Pct.
Chicago	13	3	0	.812
Green Bay	8	8	0	.500
Minnesota	6	10	0	.375
Detroit	3	13	0	.188

### NFC SOUTH

	W	L	T	PCT.
New Orleans	10	6	0	.625
Carolina	8	8	0	.500
Atlanta	7	9	0	.438
Tampa Bay	4	12	0	.250

### NFC WEST

	W	L	T	PCT.
Seattle	9	7	0	.562
St. Louis	8	8	0	.500
San Francisco	7	9	0	.438
Arizona	5	11	0	.312

\* Wild Card for Playoffs

Front Office

Coaching Staff

Players

Rookies

2007 Season

Records

History

Playoff History

Sidelines

Head Coach: Jeff Fisher

Postseason: 0-0

Standings: 2nd Place AFC South

DATE	OPPONENT	SCORE	W/L	ATT
Sep. 10	N.Y. JETS	16-23	L	69,143
Sep. 17	at San Diego	7-40	L	64,344
Sep. 24	at Miami	10-13	L	72,733
Oct. 1	DALLAS	14-45	L	69,143
Oct. 8	at Indianapolis	13-14	L	57,021
Oct. 15	at Washington	25-22	W	88,550
Oct. 22	BYE			
Oct. 29	HOUSTON	28-22	W	69,143
Nov. 5	at Jacksonville	7-37	L	66,524
Nov. 12	BALTIMORE	26-27	L	69,143
Nov. 19	at Philadelphia	31-13	W	69,232
Nov. 26	N.Y. GIANTS	24-21	W	69,143
Dec. 3	INDIANAPOLIS	20-17	W	69,143
Dec. 10	at Houston *	26-20	W	70,760
Dec. 17	JACKSONVILLE	24-17	W	69,143
Dec. 24	at Buffalo	30-29	W	54,765
Dec. 31	NEW ENGLAND	23-40	L	69,143

	TITANS	OPP
TOTAL FIRST DOWNS	261	329
Rushing	105	121
Passing	133	181
Penalty	23	27
3rd Down: Made/Att	67/205	90/221
3rd Down Pct.	32.7	40.7
4th Down: Made/Att	7/17	10/17
4th Down Pct.	41.2	58.8
Possession Avg.	27:17	32:43
Total Net Yards	59	4810
Avg. Per Game	300.6	369.7
Total Plays	945	1062
Avg. Per Play	5.1	5.6
Net Yards Rushing	2214	2313
Avg. Per Game	138.4	144.6
Total Rushes	469	506
Avg. Per Play	4.7	4.6
Net Yards Passing	2596	3602
Avg. Per Game	162.3	225.1
Sacked/Yards Lost	29/152	26/148
Gross Yards	2748	3750
Att./Comp.	447/226	530/335
Completion Pct.	50.6	63.2
Had Intercepted	19	17
Punts/Average	88/42.7	68/42.5
Net Punting Avg.	37.3	34.4
Fumbles/Yards	94/803	102/906
Penalties/Ball Lost	29/7	19/11
Touchdowns	36	46
Rushing	15	20
Passing	13	24
Returns	8	2

BY PERIODS	1	2	3	4	OT	PTS
<b>Titans</b>	52	87	81	98	6	324
<b>Opponents</b>	84	116	85	115	0	400

SCORING	TD	RU	PA	RT	PAT	FG	2PT	P
Bironas	0	0	0	0	32/32	22/28	0	98
Henry	7	7	0	0/0	0/0	1	44	44
Young	7	0	0	0/0	0/0	1	44	44
A.Jones	4	0	0	0/0	0/0	0	24	24
B.Jones	4	0	0	0/0	0/0	0	24	24
Bennett	3	0	0	0/0	0/0	1	20	20
Scaife	3	1	2	0/0	0/0	0	18	18
Troupe	2	0	2	0/0	0/0	0	12	12
Wade	2	0	2	0/0	0/0	0	12	12
T.Brown	1	0	1	0/0	0/0	0	6	6
Bulluck	1	0	1	0/0	0/0	0	6	6
Hope	1	0	1	0/0	0/0	0	6	6
Finnegan	1	0	1	0/0	0/0	0	6	6
<b>Titans</b>	36	15	13	8	32/32	22/28	3	324
<b>Opponents</b>	46	20	24	2	41/44	27/33	1	400

2-point conversions:  
Titans 3-3, Opponents 1-2

PASSING	ATT	CMP	PCT	YARDS	YDS/ATT	TD	INT	LG	SK/YDS	RATING
Young	357	184	51.5	2199	6.2	12	13	53	25/129	66.7
Collins	90	42	46.7	549	6.1	1	6	36	4/23	42.3
<b>Titans</b>	447	226	50.6	2748	6.1	13	19	53	29/152	61.8
<b>Opponents</b>	530	335	63.2	3750	7.1	24	17	68t	26/148	86.0

RUSHING	NO	YDS	AVG	LG	TD
Henry	270	1211	4.5	70t	7
Young	83	552	6.7	39t	7
White	61	244	4.0	26	0
C.Brown	41	156	3.8	21	0
Hall	7	21	3.0	11	0
Scaife	1	13	13.0	13t	1
A.Jones	2	8	4.0	7	0
Roby	1	3	3.0	3	0
B.Jones	1	3	3.0	3	0
Givens	1	3	3.0	3	0
Nickay	1	0	0.0	0	0
<b>Titans</b>	469	2214	4.7	70t	15
<b>Opponents</b>	506	2313	4.6	73	20

RECEIVING	NO	YDS	AVG	LG	TD
Bennett	46	737	16.0	39	3
Wade	33	461	14.0	25	2
Scaife	29	370	12.8	34	2
B.Jones	27	384	14.2	53	4
Henry	18	78	4.3	12	0
Hall	15	138	9.2	28	0
White	14	60	4.3	13	0
Troupe	13	150	11.5	32	2
W.R. Williams	8	121	15.1	20	0
Givens	8	104	13.0	27	0
Simon	6	68	11.3	23	0
A.Jones	2	31	15.5	17	0
Roby	2	28	14.0	21	0
Cramer	2	8	4.0	6	0
C.Brown	2	4	2.0	4	0
Wallace	1	6	6.0	6	0
<b>Titans</b>	226	2748	12.2	53	13
<b>Opponents</b>	335	3750	11.2	68t	24

INTERCEPTIONS	NO	YDS	AVG	LG	TD
Hope	5	105	21.0	61t	1
A.Jones	4	130	32.5	83t	1
Thompson	3	14	4.7	11	0
Hill	2	20	10.0	11	0
Simon	1	13	13.0	13	0
Bulluck	1	0	0.0	0	0
Tulloch	1	0	0.0	0	0
<b>Titans</b>	17	282	16.6	83t	2
<b>Opponents</b>	19	250	13.2	55t	2

PUNTING	NO	YDS	AVG	NET	LG	B
Hentrich	88	3760	42.7	37.3	30	32
<b>Titans</b>	88	3760	42.7	37.3	30	32
<b>Opponents</b>	68	2888	42.5	34.4	4	18

PUNT RETURNS	NO	FC	YDS	AVG	LG	TD
A.Jones	34	3	440	12.9	90t	3
Wade	3	3	27	9.0	18	0
<b>Titans</b>	37	6	467	12.6	90t	3
<b>Opponents</b>	33	24	278	8.4	39	0

KICKOFF RETURNS	NO	YDS	AVG	LG	TD
Wade	50	1194	23.9	48	0
A.Jones	20	521	26.1	70	0
Scaife	4	64	16.0	18	0
Cramer	3	37	12.3	21	0
White	1	14	14.0	14	0
Hartssock	1	5	5.0	5	0
<b>Titans</b>	79	1835	23.2	70	0
<b>Opponents</b>	58	1263	21.8	52	0

FIELD GOALS	1-19	20-29	30-39	40-49	50+
Bironas	0-0	10-11	7-7	4-8	1-2
<b>Titans</b>	0-0	10-11	7-7	4-8	1-2
<b>Opponents</b>	1-1	10-11	6-10	10-10	0-1

**Bironas:** (1), (1), (51N, 22G), (33G, 39G), (22G, 47G), (32G, 26G, 30G), (1), (1), (21G, 41N, 43B), (36G), (48N, 49G), (25G, 60G), (41G, 33G), (44N, 27G), (42G, 20G, 30G), (25G, 23N, 27G, 27G)  
**Team:** (1), (1), (51N, 22G), (33G, 39G), (22G, 47G), (32G, 26G, 30G), (1), (1), (21G, 41N, 43B), (36G), (48N, 49G), (25G, 60G), (41G, 33G), (44N, 27G), (42G, 20G, 30G), (25G, 23N, 27G, 27G)  
**Opponents:** (1), (18G, 34N, 30N), (28G, 31G, 35G, 44G), (40G, 30N, 39G), (26N, 43G), (1), (1), (27G), (47G, 21G, 39G), (27G, 40G), (42G, 38G), (1), (53N, 20G), (49G, 46G), (43G), (21G, 36G, 45G, 21G, 24G), (28G, 26G, 33N)

**SACKS**  
 Vanden Bosch 6.5, LaBoy 3.5, Starks 3.0, Bulluck 2.5, Haynesworth 2.0, Finnegan 2.0, T.Brown 1.5, Mahelona 1.0, A.Jones 1.0, Bockwoldt 1.0, Odom 0.5, Smith 0.5, Sirmion 0.5, Tulloch 0.5 **Titans 26.0, Opponents 29.0**

**TACKLES (Solo, Assists, Total)**  
 Bulluck 107-54-161, Hope 99-29-128, Thornton 93-29-122, Vanden Bosch 67-51-118, Sirmion 67-38-105, Thompson 58-19-77, Smith 43-33-76, P.Jones 54-13-67, Hill 41-18-59, Haynesworth 34-25-59, Finnegan 47-10-57, LaBoy 31-26-57, Starks 36-20-56, T. Brown 33-18-51, Tulloch 23-14-37, Conover 12-9-21, Mahelona 12-9-21, Fuller 11-4-15, Odom 9-6-15, Bockwoldt 4-3-7, Scott 2-3-5, Woolfolk 4-0-4, Savage 2-2-4, Amato 2-1-3, Reynolds 2-0-2, Lowry 0-1-1.  
**Titans (893-435-1328)**

USUAL STARTING LINEUP	
<b>OFFENSE</b>	
WR	Brandon Jones (81)
LT	Michael Roos (71)
LG	Jacob Bell (60)
C	Kevin Mawae (68)
RG	Benji Olson (75)
RT	David Stewart (76)
TE	Bo Scaife (80)
WR	Drew Bennett (83)
FB	Ahmad Hill (45)
<b>QB</b>	Vince Young (10)
RB	Travis Henry (20)

**DEFENSE**  
 LE Kyle Vanden Bosch (93)  
 RT Robaire Smith (98)  
 LT Albert Haynesworth (92)  
 RE Travis LaBoy (91)  
 LLB David Thornton (50)  
 MLB Peter Sirmion (59)  
 RLB Keith Bulluck (53)  
 LCB Reynaldo Hill (21)  
 RCB Pacman Jones (32)  
 SS Chris Hope (24)  
 FS Lamont Thompson (28)

**SPECIALISTS**  
 K Rob Bironas (2)  
 P Craig Hentrich (15)

Pro Bowl



QB Vince Young

GM: Floyd Reese; Head Coach: Jeff Fisher

Asst. Coaches: Norm Chow (off. coord.), Jim Schwartz (def. coord.), Dave McGinnis (Asst. head coach/LB), Sherman Smith (Asst. head coach/RB), Matt Burke (def. asst.), Chuck Cecil (S/nickel), Marty Galbraith (ST asst.), Craig Johnson (QB), Alan Lowry (ST), Mike Munchak (OL), Ray Sherman (WR), Jim Washburn (DL), Steve Watterson (strength & rehab.), Everett Withers (DB), John Zernhelt (TE).

Front Office

Coaching Staff

Players

Rookies

2007 Season

Records

History

Playoff History

Sidelines

## USUAL LINEUP

### Offense

WR	83	Drew Bennett
LT	72	Brad Hopkins
LG	69	Zach Piller
C	77	Justin Hartwig
RG	75	Benji Olson
RT	71	Michael Roos
TE	88	Erron Kinney
WR	81	Brandon Jones
FB	44	Troy Fleming
QB	9	Steve McNair
RB	29	Chris Brown

### Defense

LE	93	Kyle Vanden Bosch
LT	90	Randy Starks
RT	92	Albert Haynesworth
RE	98	Antwan Odom
LLB	59	Peter Sirmon
MLB	55	Brad Kassell
RLB	53	Keith Bulluck
LCB	21	Reynaldo Hill
RCB	32	Pacman Jones
SS	25	Tank Williams
FS	28	Lamont Thompson

K	2	Rob Bironas
P	15	Craig Hentrich

### TITANS LEADERS

<i>Rushing</i>	Chris Brown 224-851, 5 TD
<i>Receiving</i>	Drew Bennett 58-738, 4 TD
<i>Passing</i>	Steve McNair 476-292, 3161 yds. 11 INT, 16 TD
<i>Scoring</i>	Rob Bironas 99, 30 PAT, 23 FG
<i>Punt Ret.</i>	Bobby Wade 33-317, 1 TD
<i>Kick Ret.</i>	Pacman Jones 43-1127, 0 TD
<i>Punting</i>	Craig Hentrich 78-3371, 43.2 avg.
<i>Ints.</i>	Reynaldo Hill 3-88, 1 TD
<i>Tackles</i>	Keith Bulluck 150 (106 solo)
<i>QB Sacks</i>	Kyle Vanden Bosch 12.5

## AMERICAN FOOTBALL CONFERENCE

### AFC EAST

	W	L	T	PCT.
New England	10	6	0	.625
Miami	9	7	0	.562
Buffalo	5	11	0	.312
N.Y. Jets	4	12	0	.250

### AFC NORTH

	W	L	T	Pct.
Cincinnati	11	5	0	.688
* Pittsburgh	11	5	0	.688
Baltimore	6	10	0	.375
Cleveland	6	10	0	.375

### AFC SOUTH

	W	L	T	PCT.
Indianapolis	14	2	0	.875
* Jacksonville	12	4	0	.750
Tennessee	4	12	0	.250
Houston	2	14	0	.125

### AFC WEST

	W	L	T	PCT.
Denver	13	3	0	.812
Kansas City	10	6	0	.625
San Diego	9	7	0	.562
Oakland	4	12	0	.250

\* Wild Card for Playoffs

Won 4, Lost 12  
Third — South Division  
Head Coach: Jeff Fisher

### Preseason (1-3)

8/11	TAMPA BAY	L	10-17	69,010
8/19	at Atlanta	W	24-21	69,327
8/26	at San Francisco	L	13-16	56,856
9/1	GREEN BAY	L	17-21	69,010

### Regular Season (4-12)

9/11	at Pittsburgh	L	7-34	62,931
9/18	BALTIMORE	W	25-10	69,149
9/25	at St. Louis	L	27-31	65,835
10/2	INDIANAPOLIS	L	10-31	69,149
10/9	at Houston	W	34-20	70,430
10/16	CINCINNATI	L	23-31	69,149
10/23	at Arizona	L	10-20	39,482
10/30	OAKLAND	L	25-34	69,149
11/6	at Cleveland	L	14-20	72,594
11/13	BYE			
11/20	JACKSONVILLE	L	28-31	69,149
11/27	SAN FRANCISCO	W	33-22	69,149
12/4	at Indianapolis	L	3-35	57,228
12/11	HOUSTON	W	13-10	69,149
12/18	SEATTLE	L	24-28	69,149
12/24	at Miami	L	10-24	72,001
1/1	at Jacksonville	L	13-40	65,485

## TEAM STATISTICS

	Tenn.	Avg.	Opp.	Avg.
Total Yds.	5122	320.1	5110	319.4
Rush Yds.	1525	95.3	1894	118.4
Pass Yds.	3597	224.8	3216	201.0
Points	299	18.7	421	26.3

### HONORS

#### Pro Bowl

Steve McNair, Kyle Vanden Bosch

#### All-Rookie

Pacman Jones

## NATIONAL FOOTBALL CONFERENCE

### NFC EAST

	W	L	T	PCT.
N.Y. Giants	11	5	0	.688
* Washington	10	6	0	.625
Dallas	9	7	0	.562
Philadelphia	6	10	0	.375

### NFC NORTH

	W	L	T	Pct.
Chicago	11	5	0	.688
Minnesota	9	7	0	.562
Detroit	5	11	0	.312
Green Bay	4	12	0	.250

### NFC SOUTH

	W	L	T	PCT.
Tampa Bay	11	5	0	.688
* Carolina	11	5	0	.688
Atlanta	8	8	0	.500
New Orleans	3	13	0	.188

### NFC WEST

	W	L	T	PCT.
Seattle	13	3	0	.812
St. Louis	6	10	0	.375
Arizona	5	11	0	.312
San Francisco	4	12	0	.250

\* Wild Card for Playoffs

Front Office

Coaching Staff

Players

Rookies

2007 Season

Records

History

Playoff History

Sidelines

Head Coach: Jeff Fisher

Postseason: 0-0

Standings: 3rd Place AFC South

Front Office

Coaching Staff

Players

Rookies

2007 Season

Records

History

Playoff History

Sidelines

DATE	OPPONENT	SCORE	WL	ATT
Sep. 11	at Pittsburgh	7-34	L	62,931
Sep. 18	BALTIMORE	25-10	W	69,149
Sep. 25	at St. Louis	27-31	L	65,835
Oct. 2	INDIANAPOLIS	10-31	L	69,149
Oct. 9	at Houston	34-20	W	70,430
Oct. 16	CINCINNATI	23-31	L	69,149
Oct. 23	at Arizona	10-20	L	39,482
Oct. 30	OAKLAND	25-34	L	69,149
Nov. 6	at Cleveland	14-20	L	72,594
Nov. 13	BYE			
Nov. 20	JACKSONVILLE	28-31	L	69,149
Nov. 27	SAN FRANCISCO	33-22	W	69,149
Dec. 4	at Indianapolis	3-35	L	57,228
Dec. 11	HOUSTON	13-10	W	69,149
Dec. 18	SEATTLE	24-28	L	69,149
Dec. 24	at Miami	10-24	L	72,001
Jan. 1	at Jacksonville	13-40	L	65,485
* Overtime				

	TITANS	OPP
TOTAL FIRST DOWNS	279	294
Rushing	72	89
Passing	191	180
Penalty	16	25
3rd Down: Made/Att	75/218	71/200
3rd Down Pct.	34.4	35.5
4th Down: Made/Att	9/31	7/11
4th Down Pct.	29.0	63.6
Possession Avg.	31:13	28:47
Total Net Yards	5122	5110
Avg. Per Game	320.1	319.4
Total Plays	1022	960
Avg. Per Play	5.0	5.3
Net Yards Rushing	1525	1894
Avg. Per Game	95.3	118.4
Total Rushes	397	449
Avg. Per Play	3.8	4.2
Net Yards Passing	3597	3216
Avg. Per Game	224.8	201.0
Sacked/Yards Lost	31/200	41/246
Gross Yards	3797	3462
Att./Comp.	594/358	470/296
Completion Pct.	60.3	63.0
Had Intercepted	14	9
Punts/Average	78/43.2	85/44.1
Net Punting Avg.	78/37.6	85/37.5
Penalties/Yards	125/1002	95/718
Fumbles/Ball Lost	27/12	20/11
Touchdowns	33	51
Rushing	8	12
Passing	20	33
Returns	5	6

BY PERIODS	1	2	3	4	OT	PTS
Titans	50	88	83	78	0	299
Opponents	79	132	108	102	0	421

SCORING	TDR	PA	RT	PAT	FG	S	TP
Bironas	0	0	0	30/32	23/29	0	99
Brown	7	5	2	0	0	0	42
Bennett	4	0	4	0	0	0	24
Troupe	4	0	4	0	0	0	24
B. Jones	2	0	2	0	0	0	12
Kinney	2	0	2	0	0	0	12
Odum	2	0	2	0	0	0	12
Payton	2	0	2	0	0	0	12
Scaife	2	0	2	0	0	0	12
R. Williams	2	0	2	0	0	0	12
Fleming	1	0	1	0	0	0	6
Hill	1	0	1	0	0	0	6
P. Jones	1	0	1	0	0	0	6
Kassell	1	0	1	0	0	0	6
McNair	1	0	1	0	0	0	6
Roby	1	0	1	0	0	0	6
Wade LG	1	0	1	0	0	0	6
Reynolds	0	0	0	0	1	2	6
Titans	33	8	20	5	30/32	23/29	1299
Opponents	51	12	33	6	48/49	21/27	1421

2-point conversions:  
Titans 0-1, Opponents 2-2

RUSHING	NO	YDS	AVG	LG	TD
Brown	224	851	3.8	38	5
Henry	88	335	3.8	29	0
McNair	32	139	4.3	19	1
Payton	33	105	3.2	15	2
Mauck	7	39	5.6	12	0
Nash	6	32	5.3	8	0
Roby	2	16	8.0	11	0
Bennett	1	3	3.0	3	0
Volek	1	3	3.0	3	0
B. Jones	1	1	1.0	1	0
Wade LG	1	1	1.0	1	0
Wade TM	1	1	1.0	1	0
Hentrich	1	0	0.0	0	0
Titans	397	1525	3.8	38	8
Opponents	449	1894	4.2	52	12

RECEIVING	NO	YDS	AVG	LG	TD
Bennett	58	738	12.7	55	4
Kinney	55	543	9.9	27	2
Troupe	55	530	9.6	35	4
Scaife	37	273	7.4	19	2
Brown	25	327	13.1	57	2
B. Jones	23	299	13.0	38	2
Calico	22	191	8.7	18	0
R. Williams	21	299	14.2	50	2
Roby	21	289	13.8	32	1
Wade LG	14	120	8.6	17	0
Wade TM	4	40	10.0	15	0
Henry	13	117	9.0	42	0
Fleming	10	69	6.9	18	1
Payton	6	30	5.0	9	0
Nash	3	14	4.7	7	0
Guenther	2	13	6.5	8	0
Nickey	1	26	26.0	26	0
Small	1	6	6.0	6	0
Roes	1	-7	-7.0	-7	0
Titans	358	3797	10.6	57	20
Opponents	296	3462	11.7	63	33

INTERCEPTIONS	NO	YDS	AVG	LG	TD
Hill	3	88	29.3	52	1
Bulluck	2	16	8.0	16	0
Kassell	1	21	21.0	21	1
Woolfolk	1	3	3.0	3	0
T. Williams	1	1	1.0	1	0
Thompson	1	0	0.0	0	0
Titans	9	129	14.3	52	4
Opponents	14	293	20.9	85	4

PUNTING	NO	YDS	AVG	NET	TB	IN	LG	B
Hentrich	78	3371	43.2	37.8	14	21	59	0
Titans	78	3371	43.2	37.8	14	21	59	0
Opponents	85	3746	44.1	37.5	7	16	74	1

PUNT RETURNS	NO	FC	YDS	AVG	LG	TD
Wade LG	33	9	317	9.6	73	1
P. Jones	28	8	272	9.4	52	1
Thurman TM	9	5	31	3.4	11	0
B. Jones	5	0	75	15.0	32	0
Thompson	1	0	31	31.0	31	0
Ta. Williams	1	0	9	9.0	9	0
Titans	45	13	418	9.3	52	1
Opponents	32	20	144	4.5	15	0

KICKOFF RETURNS	NO	YDS	AVG	LG	TD
P. Jones	43	1127	26.2	85	0
Roby	22	495	22.5	59	0
Payton	2	24	12.0	24	0
Thurman TM	2	42	21.0	25	0
Fleming	1	9	9.0	9	0
Titans	70	1697	24.2	85	0
Opponents	57	1290	22.6	50	0

FIELD GOALS	1-19	20-29	30-39	40-49	50+
Bironas	0/0	10/10	6/7	5/7	2/5
Titans	0/0	10/10	6/7	5/7	2/5
Opponents	1/1	6/6	9/14	5/5	0/1

**Bironas:** (47N) (39G, 29G, 47G) (41G, 39G) (34G, 38N) (52G, 58N, 49G) (24G, 29G, 47G) (53G) (39G, 24G) (50N) ( ) (35G, 41G, 21G, 22G) (51N, 24G) (46N, 23G, 21G) (38G) (24G) ( )

**Team:** (47N) (39G, 29G, 47G) (41G, 39G) (34G, 38N) (52G, 58N, 49G) (24G, 29G, 47G) (53G) (39G, 24G) (50N) ( ) (35G, 41G, 21G, 22G) (51N, 24G) (46N, 23G, 21G) (38G) (24G) ( )

**Opponents:** (44G, 27G) (30G) (46G) (20G) (32G, 38G, 43G, 47G) (52N, 21G) (33G, 24G) (22G, 32G) (37G, 19G, 39N) (31G) (34N) ( ) (30G, 37B, 31N) (36B) (25G) (46G, 38G)

**SACKS**

Vanden Bosch 12.5, LaBoy 6.5, Bulluck 5, Long 3.5, Haynesworth 3, Starks 3, Simon 2.5, Odum 2, Schobel 1, Thompson 1, Clauss 0.5, Waddell 0.5

**Titans 41, Opponents 31**

**TACKLES (Solo, Assists, Total)**

Bulluck 106-44-150, Vanden Bosch 55-45-100, Simon 56-33-89, Kassell 56-33-89, Haynesworth 52-33-85, T. Williams 65-18-83, Thompson 63-15-78, Starks 40-38-78, LaBoy 36-26-64, P. Jones 43-10-53, Woolfolk 42-10-52, Odum 28-22-50, Long 30-19-49, Hill 40-6-46, Clauss 13-17-30, Boiman 13-15-28, Waddell 13-4-17, Reynolds 9-5-14, Schobel 7-4-11, Beckham 9-1-10, Sandy 1-1-2, Spencer 1-0-1, Nickey 1-0-1, Gardner 0-0-0, Fuller 0-0-0

**Titans (779-401-1180)**

**USUAL STARTING LINEUP**

**OFFENSE**

WR Drew Bennett (83)  
 LT Brad Hopkins (72)  
 LG Zach Piller (69)  
 C Justin Hartwig (77)  
 RG Benji Olson (75)  
 RT Michael Roos (71)  
 TE Erron Kinney (88)  
 WR Brandon Jones (81)  
 FB/TE Troy Fleming (44)/Ben Troupe (84)  
 QB Steve McNair (9)  
 RB Chris Brown (29)

**DEFENSE**

LE Kyle Vanden Bosch (93)  
 LT Randy Starks (90)  
 RT Albert Haynesworth (92)  
 RE Antwan Odum (98)  
 LLB Peter Simon (59)  
 MLB Brad Kassell (55)  
 RLB Keith Bulluck (53)  
 LCB Reynaldo Hill (21)  
 RCB Pacman Jones (32)  
 SS Tank Williams (25)  
 FS Lamont Thompson (28)

**SPECIALISTS**

K Rob Bironas (2)  
 P Craig Hentrich (15)

**Pro Bowl**



DE Kyle Vanden Bosch

GM: Floyd Reese; Head Coach: Jeff Fisher

Asst. Coaches: Norm Chow (off. coord.), Jim Schwartz (def. coord.), George Henshaw (asst. head coach/off.), Dave McGinnis (LB), Chuck Cecil (S/nickel), Marty Galbraith (ST asst.), Ned James (off. asst.), Craig Johnson (QB), Alan Lowry (ST), Mike Munchak (OL), Ray Sherman (WR), Sherman Smith (RB), Jim Washburn (DL), Steve Watterson (strength and conditioning), Everett Withers (DB)

## USUAL LINEUP

### Offense

WR	85	Derrick Mason
LT	72	Brad Hopkins
LG	60	Jacob Bell
C	77	Justin Hartwig
RG	75	Benji Olson
RT	71	Fred Miller
TE	88	Erron Kinney
WR	83	Drew Bennett
FB	35	Robert Holcombe
QB	9	Steve McNair / 7 Billy Volek
RB	29	Chris Brown

### Defense

LE	98	Antwan Odom
LT	93	Kevin Carter
RT	92	Albert Haynesworth
RE	97	Carlos Hall
LLB	50	Rocky Boiman
MLB	55	Brad Kassell
RLB	53	Keith Bulluck
LCB	22	Andre Dyson
RCB	21	Samari Rolle
SS	25	Tank Williams
FS	28	Lamont Thompson

K	1	Gary Anderson
P	15	Craig Hentrich

### TITANS LEADERS

<i>Rushing</i>	Chris Brown 220-1067, 6 TD
<i>Receiving</i>	Drew Bennett 80-1247, 11 TD
<i>Passing</i>	Billy Volek 357-218, 2486 yds. 10 INT, 18 TD
<i>Scoring</i>	Gary Anderson 88, 37 PAT, 17 FG
<i>Punt Ret.</i>	Derrick Mason 24-93, 0 TD
<i>Kick Ret.</i>	Jason McAddley 38-849, 0 TD
<i>Punting</i>	Craig Hentrich 73-3117, 42.7 avg.
<i>Ints.</i>	Andre Dyson 6-135, 0 TD
<i>Tackles</i>	Keith Bulluck 171 (108 solo)
<i>QB Sacks</i>	Kevin Carter 6.0

## AMERICAN FOOTBALL CONFERENCE

### AFC EAST

	W	L	T	PCT.
New England	14	2	0	.875
* N.Y. Jets	10	6	0	.625
Buffalo	9	7	0	.562
Miami	4	12	0	.250

### AFC NORTH

	W	L	T	Pct.
Pittsburgh	15	1	0	.938
Baltimore	9	7	0	.562
Cincinnati	8	8	0	.500
Cleveland	4	12	0	.250

### AFC SOUTH

	W	L	T	PCT.
Indianapolis	12	4	0	.750
Jacksonville	9	7	0	.562
Houston	7	9	0	.438
Tennessee	5	11	0	.312

### AFC WEST

	W	L	T	PCT.
San Diego	13	3	0	.812
* Denver	10	6	0	.625
Kansas City	7	9	0	.438
Oakland	5	11	0	.312

Won 5, Lost 11  
Fourth — South Division  
Head Coach: Jeff Fisher

### Preseason (3-1)

8/14	CLEVELAND	W	24-3	68,809
8/21	at Buffalo	W	16-15	71,549
8/30	at Dallas	L	17-20	59,171
9/3	GREEN BAY	W	27-7	68,809

### Regular Season (5-11)

9/11	at Miami	W	17-7	69,987
9/19	INDIANAPOLIS	L	17-31	68,932
9/26	JACKSONVILLE	L	12-15	68,932
10/3	at San Diego	L	17-38	54,006
10/11	at Green Bay	W	48-27	70,420
10/17	HOUSTON	L	10-20	68,932
10/24	at Minnesota	L	3-20	64,108
10/31	CINCINNATI	W	27-20	68,932
11/7	BYE			
11/14	CHICAGO - OT	L	17-19	68,932
11/21	at Jacksonville	W	18-15	69,703
11/28	at Houston	L	21-31	70,721
12/5	at Indianapolis	L	24-51	57,278
12/13	KANSAS CITY	L	38-49	68,932
12/19	at Oakland	L	35-40	44,299
12/25	DENVER	L	16-37	68,932
1/2	DETROIT	W	24-19	68,932

## TEAM STATISTICS

	Tenn.	Avg.	Opp.	Avg.
<b>Total Yds.</b>	5487	342.9	5724	357.8
<b>Rush Yds.</b>	1871	116.9	1917	119.8
<b>Pass Yds.</b>	3616	226.0	3807	237.9
<b>Points</b>	344	21.5	439	27.4

### HONORS

All-Rookie  
Jacob Bell

## NATIONAL FOOTBALL CONFERENCE

### NFC EAST

	W	L	T	PCT.
Philadelphia	13	3	0	.812
N.Y. Giants	6	10	0	.375
Dallas	6	10	0	.375
Washington	6	10	0	.375

### NFC NORTH

	W	L	T	Pct.
Green Bay	10	6	0	.625
* Minnesota	8	8	0	.500
Detroit	6	10	0	.375
Chicago	5	11	0	.312

### NFC SOUTH

	W	L	T	PCT.
Atlanta	11	5	0	.688
New Orleans	8	8	0	.500
Carolina	7	9	0	.438
Tampa Bay	5	11	0	.312

### NFC WEST

	W	L	T	PCT.
Seattle	9	7	0	.562
* St. Louis	8	8	0	.500
Arizona	6	10	0	.375
San Francisco	2	14	0	.125

\* Wild Card for Playoffs



## USUAL LINEUP

### Offense

WR	85	Derrick Mason
LT	72	Brad Hopkins
LG	69	Zach Piller
C	77	Justin Hartwig
RG	75	Benji Olson
RT	71	Fred Miller
TE	88	Erron Kinney
WR	83	Drew Bennett
WR	86	Justin McCareins
QB	9	Steve McNair
RB	27	Eddie George

### Defense

LE	93	Kevin Carter
LT	98	Robaire Smith
RT	92	Albert Haynesworth
RE	90	Jevon Kearse
LLB	59	Peter Sirmon
MLB	54	Rocky Calmus
RLB	53	Keith Bulluck
LCB	22	Andre Dyson
RCB	21	Samari Rolle
SS	25	Tank Williams
FS	31	Lance Schulters

K	1	Gary Anderson
P	15	Craig Henrich

### TITANS LEADERS

<i>Rushing</i>	Eddie George 312-1031, 5 TD
<i>Receiving</i>	Derrick Mason 95-1303, 8 TD
<i>Passing</i>	Steve McNair 400-250, 3215 yds. 7 INT, 24 TD
<i>Scoring</i>	Gary Anderson 123, 42 PAT, 27 FG
<i>Punt Ret.</i>	Justin McCareins 29-330, 1 TD
<i>Kick Ret.</i>	Jake Schifino 35-703, 0 TD
<i>Punting</i>	Craig Henrich 71-3117, 43.9 avg.
<i>Ints.</i>	Samari Rolle 6-141, 0 TD
<i>Tackles</i>	Keith Bulluck 171 (110 solo)
<i>QB Sacks</i>	Jevon Kearse 9.5

## AMERICAN FOOTBALL CONFERENCE

### AFC EAST

	W	L	T	PCT.
New England	14	2	0	.875
Miami	10	6	0	.625
Buffalo	6	10	0	.375
N.Y. Jets	6	10	0	.375

### AFC NORTH

	W	L	T	Pct.
Baltimore	10	6	0	.625
Cincinnati	8	8	0	.500
Pittsburgh	6	10	0	.375
Cleveland	5	11	0	.312

### AFC SOUTH

	W	L	T	PCT.
Indianapolis	12	4	0	.750
* Tennessee	12	4	0	.750
Jacksonville	5	11	0	.312
Houston	5	11	0	.312

### AFC WEST

	W	L	T	PCT.
Kansas City	13	3	0	.812
* Denver	10	6	0	.625
Oakland	4	12	0	.250
San Diego	4	12	0	.250

\* Wild Card for Playoffs

## Won 12, Lost 4 Second — South Division Head Coach: Jeff Fisher

### Preseason (4-0)

8/9	CLEVELAND	W	10-6	68,809
8/16	BUFFALO	W	37-24	68,809
8/23	at Cincinnati	W	23-15	41,335
8/30	at Green Bay	W	27-7	69,126

### Regular Season (12-4)

9/7	OAKLAND	W	25-20	68,809
9/14	at Indianapolis	L	7-33	59,999
9/21	NEW ORLEANS	W	27-12	68,809
9/28	at Pittsburgh	W	30-13	63,244
10/5	at New England	L	30-38	68,436
10/12	HOUSTON	W	38-17	68,809
10/19	at Carolina	W	37-17	72,851
10/26	at Jacksonville	W	30-17	55,918
11/2	BYE			
11/9	MIAMI	W	31-7	68,809
11/16	JACKSONVILLE	W	10-3	68,809
11/23	at Atlanta	W	38-31	70,891
12/1	at NY Jets	L	17-24	77,710
12/7	INDIANAPOLIS	L	27-29	68,809
12/14	BUFFALO	W	28-26	68,809
12/21	at Houston	W	27-24	70,758
12/28	TAMPA BAY	W	33-13	68,809

AFC WILD CARD GAME				
1/3	at Baltimore	W	20-17	69,452
AFC DIVISIONAL PLAYOFF GAME				
1/10	at New England	L	14-17	68,436

## TEAM STATISTICS

	Tenn.	Avg.	Opp.	Avg.
<b>Total Yds.</b>	5501	343.8	4901	306.3
<b>Rush Yds.</b>	1623	101.4	1295	80.9
<b>Pass Yds.</b>	3878	242.4	3606	225.4
<b>Points</b>	435	27.2	324	20.3

### HONORS

#### Pro Bowl

Keith Bulluck, Craig Henrich, Brad Hopkins, Derrick Mason, Steve McNair

#### All-Pro

Keith Bulluck

## NATIONAL FOOTBALL CONFERENCE

### NFC EAST

	W	L	T	PCT.
Philadelphia	12	4	0	.750
* Dallas	10	6	0	.625
Washington	5	11	0	.312
N.Y. Giants	4	12	0	.250

### NFC NORTH

	W	L	T	Pct.
Green Bay	10	6	0	.625
Minnesota	9	7	0	.562
Chicago	7	9	0	.438
Detroit	5	11	0	.312

### NFC SOUTH

	W	L	T	PCT.
Carolina	11	5	0	.688
New Orleans	8	8	0	.500
Tampa Bay	7	9	0	.438
Atlanta	5	11	0	.312

### NFC WEST

	W	L	T	PCT.
St. Louis	12	4	0	.750
* Seattle	10	6	0	.625
San Francisco	7	9	0	.438
Arizona	4	12	0	.250





## USUAL LINEUP

### Offense

WR	85	Derrick Mason
LT	72	Brad Hopkins
LG	69	Zach Piller
C	64	Gennaro DiNapoli
RG	75	Benji Olson
RT	71	Fred Miller
TE	89	Frank Wycheck
WR	87	Kevin Dyson
QB	9	Steve McNair
RB	27	Eddie George
FB/TE	88	Erron Kinney

### Defense

LE	93	Kevin Carter
LT	78	John Thornton
RT	92	Henry Ford
RE	97	Carlos Hall
LLB	59	Peter Sirmon
MLB	56	Randall Godfrey
RLB	53	Keith Bulluck
LCB	22	Andri Dyson
RCB	21	Samari Rolle
SS	25	Tank Williams
FS	31	Lance Schulters

K	6	Joe Nedney
P	15	Craig Hentrich

### TITANS LEADERS

<i>Rushing</i>	Eddie George 343-1165, 12 TD
<i>Receiving</i>	Derrick Mason 79-1012, 5 TD
<i>Passing</i>	Steve McNair 492-301, 3387 yds. 15 INT, 22 TD
<i>Scoring</i>	Joe Nedney 111, 36 PAT, 25 FG
<i>Punt Ret.</i>	John Simon 13-113, 0 TD
<i>Kick Ret.</i>	John Simon 20-371, 0 TD
<i>Punting</i>	Craig Hentrich 65-2725, 41.9 avg.
<i>Ints.</i>	Lance Schulters 6-56, 0 TD
<i>Tackles</i>	Keith Bulluck 180 (116 solo)
<i>QB Sacks</i>	Kevin Carter 10.0

## AMERICAN FOOTBALL CONFERENCE

### AFC EAST

	W	L	T	PCT.
N.Y. Jets	9	7	0	.562
New England	9	7	0	.562
Miami	9	7	0	.562
Buffalo	8	8	0	.500

### AFC NORTH

	W	L	T	Pct.
Pittsburgh	10	5	1	.656
* Cleveland	9	7	0	.562
Baltimore	7	9	0	.438
Cincinnati	2	14	0	.125

### AFC SOUTH

	W	L	T	PCT.
Tennessee	11	5	0	.688
* Indianapolis	10	6	0	.625
Jacksonville	6	10	0	.375
Houston	4	12	0	.250

### AFC WEST

	W	L	T	PCT.
Oakland	11	5	0	.688
Denver	9	7	0	.562
San Diego	8	8	0	.500
Kansas City	8	8	0	.500

\* Wild Card for Playoffs

Won 11, Lost 5  
First — South Division  
Head Coach: Jeff Fisher

### Preseason (2-2)

8/10	ST. LOUIS	W	28-26	68,636
8/15	OAKLAND	W	24-14	68,531
8/23	at Minnesota	L	10-14	63,845
8/30	at Green Bay	L	20-21	62,485

### Regular Season (11-5)

9/8	PHILADELPHIA	W	27-24	68,804
9/15	at Dallas	L	13-21	62,527
9/22	CLEVELAND - OT	L	28-31	68,804
9/29	at Oakland	L	25-52	58,719
10/6	WASHINGTON	L	14-31	68,804
10/13	JACKSONVILLE	W	23-14	68,804
10/20	BYE			
10/27	at Cincinnati	W	30-24	52,822
11/3	at Indianapolis	W	23-15	56,752
11/10	HOUSTON	W	17-10	68,804
11/17	PITTSBURGH	W	31-23	68,804
11/24	at Baltimore	L	12-13	69,365
12/1	at NY Giants - OT	W	32-29	78,640
12/8	INDIANAPOLIS	W	27-17	68,804
12/16	NEW ENGLAND	W	24-7	68,804
12/22	at Jacksonville	W	28-10	51,033
12/29	at Houston	W	13-3	70,694

### AFC DIVISIONAL PLAYOFF GAME

1/11	PITTSBURGH - OT	W	34-31	68,809
------	-----------------	---	-------	--------

### AFC CHAMPIONSHIP GAME

1/19	at Oakland	L	24-41	62,544
------	------------	---	-------	--------

## TEAM STATISTICS

	Tenn.	Avg.	Opp.	Avg.
Total Yds.	5272	329.5	4964	310.3
Rush Yds.	1952	122.0	1424	89.0
Pass Yds.	3320	207.5	3540	221.3
Points	367	22.9	324	20.3

### HONORS

#### Pro Bowl

Kevin Carter

#### All-Rookie

Carlos Hall

## NATIONAL FOOTBALL CONFERENCE

### NFC EAST

	W	L	T	PCT.
Philadelphia	12	4	0	.750
* N.Y. Giants	10	6	0	.625
Washington	7	9	0	.438
Dallas	5	11	0	.312

### NFC NORTH

	W	L	T	Pct.
Green Bay	12	4	0	.750
Minnesota	6	10	0	.375
Chicago	4	12	0	.250
Detroit	3	13	0	.188

### NFC SOUTH

	W	L	T	PCT.
Tampa Bay	12	4	0	.750
* Atlanta	9	6	1	.594
New Orleans	9	7	0	.562
Carolina	7	9	0	.438

### NFC WEST

	W	L	T	PCT.
San Francisco	10	6	0	.625
St. Louis	7	9	0	.438
Seattle	7	9	0	.438
Arizona	5	11	0	.312

Head Coach: Jeff Fisher

Postseason: 1-1

Standings: 1st Place AFC South

Front Office

Coaching Staff

Players

Rookies

2007 Season

Records

History

Playoff History

Sidelines

DATE	OPPONENT	SCORE	W/L	ATT
Sep. 8	PHILADELPHIA	27-24	W	68,804
Sep. 15	at Dallas	13-21	L	62,527
Sep. 22	CLEVELAND	28-31*	L	68,804
Sep. 29	at Oakland	25-52	L	58,719
Oct. 6	WASHINGTON	14-31	L	68,804
Oct. 13	JACKSONVILLE	23-14	W	68,804
Oct. 20	BYE			
Oct. 27	at Cincinnati	30-24	W	52,822
Nov. 3	at Indianapolis	23-15	W	56,752
Nov. 10	HOUSTON	17-10	W	68,804
Nov. 17	PITTSBURGH	31-23	W	68,804
Nov. 24	at Baltimore	12-13	L	69,365
Dec. 1	at N.Y. Giants	32-29*	W	79,640
Dec. 8	INDIANAPOLIS	27-17	W	68,804
Dec. 16	NEW ENGLAND	24-7	W	68,809
Dec. 22	at Jacksonville	28-10	W	51,033
Dec. 29	at Houston	13-3	W	70,694
Jan. 11	PITTSBURGH	34-31*	W	68,809
Jan. 19	at Oakland	24-41	L	62,544
* overtime				

	TITANS	OPP
TOTAL FIRST DOWNS	312	297
Rushing	112	75
Passing	182	197
Penalty	18	25
3rd Down: Made/Att	94/216	76/202
3rd Down Pct.	43.5	37.6
4th Down: Made/Att	9/16	9/18
4th Down Pct.	56.3	50.0
POSSESSION AVG.	32.47	27.13
TOTAL NET YARDS	5272	4964
Avg. Per Game	329.5	310.3
Total Plays	1032	974
Avg. Per Play	5.1	5.1
NET YARDS RUSHING	1952	1424
Avg. Per Game	122.0	89.0
Total Rushes	511	372
Avg. Per Play	3.8	3.8
NET YARDS PASSING	3320	3540
Avg. Per Game	207.5	221.3
Sacked/Yards Lost	21/121	40/213
Gross Yards	3441	3753
Att./Comp.	500/306	562/339
Completion Pct.	61.2	60.3
Had Intercepted	15	18
PUNTS/AVERAGE	66/41.3	77/41.6
NET PUNTING AVG.	66/33.9	77/36.2
PENALTIES/YARDS	112/891	99/853
FUMBLES/BALL LOST	20/10	22/11
TOUCHDOWNS	42	40
Rushing	16	7
Passing	22	27
Returns	4	6

BY PERIODS	1	2	3	4	OT	PTS
Titans	76	127	67	94	3	367
Opponents	72	71	68	110	3	324

SCORING	TD	RU	PA	RT	FG	S	TP
Nedney	0	0	0	0	36/36	25/31	0 111
George	14	12	2	0	0	0	86
Mason	5	0	5	0	0	0	30
K. Dyson	4	0	4	0	0	0	24
Simon	4	1	3	0	0	0	24
McNair	3	3	0	0	0	0	20
Bennett	2	0	2	0	0	0	12
McCareins	2	0	2	0	0	0	12
Wycheck	2	0	2	0	0	0	12
Bulluck	1	0	1	0	0	0	6
Coady	1	0	1	0	0	0	6
A. Dyson	1	0	1	0	0	0	6
Green	1	0	1	0	0	0	6
Meier	1	0	1	0	0	0	6
Simon	1	0	1	0	0	0	6
Titans	42	16	22	4	36/36	25/31	0 367
Opponents	40	7	27	6	36/36	14/21	0 324

2-point conversions: George, McNair  
Titans 2-6, Opponents 3-4

PASSING	ATT	CMP	PCT	YARDS	YDS/ATT	TD	INT	LG	SK/YDS	RATING
McNair	492	301	61.2	3387	6.88	22	15	55	21/121	84.0
O'Donnell	5	3	60.0	24	4.80	0	0	0	0/0	72.1
Wycheck	2	1	50.0	13	6.50	0	0	13	0/0	70.8
Hentrich	1	1	100.0	17	17.0	0	0	17	0/0	118.8
Titans	500	306	61.2	3441	6.88	22	15	55	21/121	83.9
Opponents	562	339	60.3	3753	6.68	27	18	75	40/213	82.8

RUSHING	NO	YDS	AVG	LG	TD
George	343	1165	3.4	35	12
McNair	82	440	5.4	26	3
Holcombe	47	242	5.1	39	0
Green	21	71	3.4	12	0
McCareins	2	18	9.0	16	0
Simon	9	18	2.0	13	1
Hentrich	1	5	5.0	5	0
Comella	1	0	0.0	0	0
O'Donnell	3	-3	-1.0	-1	0
K. Dyson	2	-4	-2.0	5	0
Titans	511	1952	3.8	39	16
Opponents	372	1424	3.8	42	7

RECEIVING	NO	YDS	AVG	LG	TD
Mason	79	1012	12.8	40	5
K. Dyson	41	460	11.2	40	4
Wycheck	40	346	8.7	19	2
George	36	255	7.1	14	2
Bennett	33	478	14.5	53	2
McCareins	19	301	15.8	55	2
Simon	16	167	10.4	42	3
Kinney	13	173	13.3	31	0
Holcombe	10	91	9.1	18	0
Comella	10	70	7.0	17	0
Green	7	57	8.1	21	1
Meier	1	17	17.0	17	1
Berlin	1	14	14.0	14	0
Titans	306	3441	11.2	55	22
Opponents	339	3753	11.1	75	27

INTERCEPTIONS	NO	YDS	AVG	LG	TD
Schulters	6	56	9.3	28	0
Simon	3	88	29.3	32	1
A. Dyson	3	27	9.0	16	1
Rolle	2	0	0.0	0	0
Coady	1	24	24.0	24	1
Bulluck	1	5	5.0	5	0
Williams	1	0	0.0	0	0
Mitchell	1	-2	-2.0	-2	0
Titans	18	198	11.0	32	3
Opponents	15	179	11.9	82	2

PUNTING	NO	YDS	AVG	NET	TB	IN	LG	B
Hentrich	65	2725	41.9	33.9	5	28	56	1
Titans	66	2725	41.3	33.9	5	28	56	1
Opponents	77	3202	41.6	36.2	10	26	61	1

PUNT RETURNS	NO	FC	YDS	AVG	LG	TD
Simon	13	6	113	8.7	30	0
Mason	9	12	60	6.7	21	0
McCareins	6	4	44	7.3	16	0
Titans	28	22	217	7.8	30	0
Opponents	28	19	390	13.9	83	3

KICKOFF RETURNS	NO	YDS	AVG	LG	TD
Simon	20	371	18.6	29	0
Berlin	13	260	20.0	32	0
McCareins	13	300	23.1	48	0
Kinney	3	41	13.7	25	0
Green	1	10	10.0	10	0
Titans	50	982	19.6	48	0
Opponents	74	1482	20.0	54	0

FIELD GOALS	1-19	20-29	30-39	40-49	50+
Nedney	0/0	9/9	10/12	5/8	1/2
Titans	0/0	9/9	10/12	5/8	1/2
Opponents	1/2	3/3	5/7	4/6	1/3

Nedney: (33G, 47G) (37G, 53G) ( ) ( ) ( ) ( )  
(40G, 26G, 33G, 32N) (39G, 28G, 46G)  
(28G, 34G, 39G) (49N, 24G) (99N, 43G)  
(32G, 37G, 40G, 21G) (54N, 38G) (35G, 29G) (45N, 28G) (46N) (28G, 26G)

Opponents: (30G) ( ) (52N, 33G) (28G) (31G) ( ) (44G) (46N) (51G) (31N, 37N) (26G, 43G) (38G, 36G, 19G) (44G, 44N) ( ) (24G) (50N, 19N, 42G)

**SACKS**  
Carter 10.0, C. Hall 8.0, Ford 3.5, Smith 2.5, Kearse 2.0, Schulters 2.0, Simmon 2.0, Thornton 2.0, Williams 2.0, Bulluck 1.0, A. Dyson 1.0, Godfrey 1.0, Haynesworth 1.0, J. Thomas 1.0  
**Titans 4.0, Opponents 21.0**

**TACKLES (Solo, Assists, Total)**  
Bulluck (116-64-180), Simon (83-47-130), Schulters (75-19-94), Smith (41-32-73), Carter (42-29-71), Hall (43-27-70), Williams (55-14-69), A. Dyson (54-7-61), Haynesworth (31-24-55), Mitchell (40-11-51), Ford (24-21-45), Rolle (37-7-44), Godfrey (27-17-44), Thornton (21-23-44), Chamberlin (14-13-27), Echols (13-6-19), Thomas (11-5-16), Calmus (9-4-13), Aldridge (8-5-13), Coady (10-2-12), Kearse (6-5-11), Morris (7-2-9), Boiman (1-5-6), Beckham (1-0-1), Kassel (0-1-1)  
**Titans (769-390-1159)**

**USUAL STARTING LINEUP**

**OFFENSE**  
WR Derrick Mason (85)  
TE/FB Eron Kinney (88)/Greg Comella (33)  
LT Brad Hopkins (72)  
LG Zach Piller (69)  
C Gennaro DiNapoli (64)  
RG Benji Olson (75)  
RT Fred Miller (71)  
TE Frank Wycheck (89)  
WR Kevin Dyson (87)  
QB Steve McNair (9)  
RB Eddie George (27)

**DEFENSE**  
LE Kevin Carter (93)  
LT John Thornton (78)  
RT Henry Ford (92)  
RE Carlos Hall (97)  
LLB Peter Simon (59)  
MLB Randall Godfrey (56)  
RLB Keith Bulluck (53)  
LCB Andre Dyson (22)  
RCB Samari Rolle (21)  
SS Tank Williams (25)  
FS Lance Schulters (13)

**SPECIALISTS**  
K Joe Nedney (6)  
P Craig Hentrich (15)

Pro Bowl



LB Keith Bulluck



DE Kevin Carter

GM: Floyd Reese; Head Coach: Jeff Fisher

Asst. Coaches: Mike Heimerdinger (off. coord.), Jim Schwartz (def. coord.), George Henshaw (asst. head coach/off.), Gunther Cunningham (asst. head coach/defense/LB), Chuck Cecil (def. asst.), Ned James (off. asst.), Craig Johnson (QB), Alan Lowry (ST), Mike Munchak (OL), Sherman Smith (RB), Steve Walters (WR), Jim Washburn (DL), Steve Watterson (strength & rehab.), Everett Withers (DB)

## USUAL LINEUP

### Offense

WR	85	Derrick Mason
LT	72	Brad Hopkins
LG	69	Zach Piller
C	74	Bruce Matthews
RG	75	Benji Olson
RT	71	Fred Miller
TE	89	Frank Wycheck
WR	87	Kevin Dyson
QB	9	Steve McNair
RB	27	Eddie George
TE/FB	88	Erron Kinney

### Defense

LE	93	Kevin Carter
LT	91	Josh Evans
RT	97	Jason Fisk
RE	90	Jevon Kearse
LLB	51	Greg Favors
MLB	56	Randall Godfrey
RLB	55	Eddie Robinson
LCB	22	Andre Dyson
RCB	21	Samari Rolle
SS	28	Aric Morris
FS	35	Perry Phenix

K	6	Joe Nedney
P	15	Craig Henrich

### TITANS LEADERS

<i>Rushing</i>	Eddie George 315-939, 5 TD
<i>Receiving</i>	Derrick Mason 73-1128, 9 TD
<i>Passing</i>	Steve McNair 431-264, 3350 yds. 12 INT, 21 TD
<i>Scoring</i>	Joe Nedney 94, 34 PAT, 20 FG
<i>Punt Ret.</i>	Derrick Mason 20-128, 0 TD
<i>Kick Ret.</i>	Derrick Mason 34-748, 1 TD
<i>Punting</i>	Craig Henrich 85-3567, 42.0 avg.
<i>Ints.</i>	Andre Dyson 3-36, 0 TD
<i>Tackles</i>	Randall Godfrey 111 (79 solo)
<i>QB Sacks</i>	Jevon Kearse 10.0

## AMERICAN FOOTBALL CONFERENCE

### EASTERN DIVISION

	W	L	T	Pct.
New England	11	5	0	.688
* Miami	11	5	0	.688
* N.Y. Jets	10	6	0	.625
Indianapolis	6	10	0	.375
Buffalo	3	13	0	.188

### CENTRAL DIVISION

	W	L	T	Pct.
Pittsburgh	13	3	0	.812
* Baltimore	10	6	0	.625
Cleveland	7	9	0	.438
Tennessee	7	9	0	.438
Jacksonville	6	10	0	.375
Cincinnati	6	10	0	.375

### WESTERN DIVISION

	W	L	T	Pct.
Oakland	10	6	0	.625
Seattle	9	7	0	.562
Denver	8	8	0	.500
Kansas City	6	10	0	.375
San Diego	5	11	0	.312

\* Wild Card for Playoffs

Won 7, Lost 9  
Third (Tie) — Central Division  
Head Coach: Jeff Fisher

### Preseason (3-1)

8/11	CHICAGO	W	27-24	68,768
8/17	at St. Louis	W	23-10	65,471
8/23	PHILADELPHIA	L	14-20	68,768
8/30	at Detroit	W	28-25	55,125

### Regular Season (7-9)

9/9	MIAMI	L	23-31	68,798
9/23	at Jacksonville	L	6-13	65,994
9/30	BYE			
10/7	at Baltimore	L	7-26	69,494
10/14	TAMPA BAY	W	31-28	68,798
10/21	at Detroit	W	27-24	76,940
10/29	at Pittsburgh	L	7-34	63,763
11/4	JACKSONVILLE	W	28-24	68,798
11/12	BALTIMORE	L	10-16	68,798
11/18	at Cincinnati	W	20-7	63,865
11/25	PITTSBURGH	L	24-34	68,798
12/2	at Cleveland	W	31-15	72,818
12/9	at Minnesota	L	24-42	64,271
12/16	GREEN BAY	W	26-20	68,798
12/22	at Oakland	W	13-10	61,934
12/30	CLEVELAND	L	38-41	68,798
1/6	CINCINNATI	L	21-23	68,798

### TEAM STATISTICS

	Tenn.	Avg.	Opp.	Avg.
<b>Total Yds.</b>	5352	334.5	5515	344.7
<b>Rush Yds.</b>	1794	112.1	1431	89.4
<b>Pass Yds.</b>	3558	222.4	4084	255.3
<b>Points</b>	336	21.0	388	24.3

### HONORS

#### Pro Bowl

Bruce Matthews, Jevon Kearse

## NATIONAL FOOTBALL CONFERENCE

### EASTERN DIVISION

	W	L	T	Pct.
Philadelphia	11	5	0	.688
Washington	8	8	0	.500
N.Y. Giants	7	9	0	.438
Arizona	7	9	0	.438
Dallas	5	11	0	.312

### CENTRAL DIVISION

	W	L	T	Pct.
Chicago	13	3	0	.812
* Green Bay	12	4	0	.750
* Tampa Bay	9	7	0	.562
Minnesota	5	11	0	.312
Detroit	2	14	0	.125

### WESTERN DIVISION

	W	L	T	Pct.
St. Louis	14	2	0	.875
* San Francisco	12	4	0	.750
New Orleans	7	9	0	.438
Atlanta	7	9	0	.438
Carolina	1	15	0	.062

\* Wild Card for Playoffs

Head Coach: Jeff Fisher

Postseason: 0-0

Standings: 3rd Place AFC Central

Front Office

Coaching Staff

Players

Rookies

2007 Season

Records

History

Playoff History

Sidelines

DATE	OPPONENT	SCORE	WL	ATT
Sep. 9	MIAMI	23-31	L	68,798
Sep. 23	at Jacksonville	6-13	L	65,994
Sep. 30	BYE			
Oct. 7	at Baltimore	7-26	L	69,494
Oct. 14	TAMPA BAY	31-28*	W	68,798
Oct. 21	at Detroit	27-24	W	76,940
Oct. 29	at Pittsburgh	7-34	L	63,763
Nov. 4	JACKSONVILLE	28-24	W	68,798
Nov. 12	BALTIMORE	10-16	L	68,798
Nov. 18	at Cincinnati	20-7	W	63,865
Nov. 25	PITTSBURGH	24-34	L	68,801
Dec. 2	at Cleveland	31-15	W	72,818
Dec. 9	at Minnesota	24-42	L	64,271
Dec. 16	GREEN BAY	26-20	W	68,804
Dec. 22	at Oakland	13-10	L	61,934
Dec. 30	CLEVELAND	39-41	L	68,798
Jan. 6	CINCINNATI	21-23	L	68,798
* overtime				

	TITANS	OPP
TOTAL FIRST DOWNS	288	300
Rushing	87	79
Passing	179	192
Penalty	22	29
3rd Down: Made/Att	98/233	74/212
3rd Down Pct.	42.1	34.9
4th Down: Made/Att	2/15	7/14
4th Down Pct.	13.3	50.0
POSSESSION AVG.	31:29	28:31
TOTAL NET YARDS	5352	5515
Avg. Per Game	334.5	344.7
Total Plays	1026	996
Avg. Per Play	5.2	5.5
NET YARDS RUSHING	1794	1431
Avg. Per Game	112.1	89.4
Total Rushes	468	405
Avg. Per Play	3.8	3.5
NET YARDS PASSING	3558	4084
Avg. Per Game	222.4	255.3
Sacked/Yards Lost	43/309	32/175
Gross Yards	3867	4259
Att./Comp.	515/307	559/328
Completion Pct.	59.6	58.7
Had Intercepted	17	13
PUNTS/AVERAGE	85/42.0	82/41.3
NET PUNTING YARDS	85/37.0	82/35.7
PENALTIES/YARDS	119/1025	88/832
FUMBLES/BALL LOST	18/11	21/11
TOUCHDOWNS	39	46
Rushing	12	17
Passing	23	27
Returns	4	2

BY PERIODS	1	2	3	4	OT	PTS
Titans	84	73	90	86	3	336
Opponents	61	127	74	126	0	388

SCORING	TDR	PA	RT	PAT	FG	S	TP
Nedney	0	0	0	0	34/35	20/28	0
Mason	10	0	9	1			0
K.Dyson	7	0	7	0			0
George	5	5	0	0			0
McNair	5	5	0	0			0
Wycheck	4	0	4	0			0
Green	2	1	1	0			0
Mitchell	2	0	2	0			0
Bennett	1	0	1	0			0
Hicks	1	1	0	0			0
Kinney	1	0	1	0			0
Myers	1	0	1	0			0
Fisk	0	0	0	0			2
Titans	38	12	23	4	34/35	20/28	1
Opponents	46	17	27	2	44/44	22/29	0

2-point conversions: Mason, K. Dyson, Bennett  
Titans 3-4, Opponents 1-2

PASSING	ATT	COMP	PCT	YARDS	YDS/ATT	TD	INT	LG	SK/YDS	RATING
McNair	431	264	61.3	3350	7.77	21	12	71	37/251	90.2
O'Donnell	76	42	55.3	496	6.53	2	35	6	6/58	73.1
Volek	3	0	0.0	0	0.00	0	0	0	0/0	39.6
Green	2	0	0.0	0	0.00	0	2	0	0/0	0.0
Hentrich	2	0	0.0	0	0.00	0	1	0	0/0	0.0
Wycheck	1	1	100.0	21	21.00	0	0	21	0/0	118.8
Titans	515	307	59.6	3867	7.51	23	17	71	43/309	84.2
Opponents	559	328	58.7	4259	7.62	27	13	78	32/175	89.1

RUSHING	NO	YDS	AVG	LG	TD
George	315	939	3.0	27	5
McNair	75	414	5.5	24	5
Hicks	56	341	6.1	51	1
Green	15	71	4.7	21	1
O'Donnell	6	28	4.7	15	0
Wycheck	1	1	1.0	1	0
Titans	468	1794	3.8	51	12
Opponents	405	1431	3.5	48	17

RECEIVING	NO	YDS	AVG	LG	TD
Mason	73	1128	15.5	71	9
Wycheck	60	672	11.2	30	4
K.Dyson	54	825	15.3	68	7
George	37	279	7.5	25	0
Kinney	25	263	10.5	24	1
Bennett	24	329	13.7	50	1
Green	12	64	5.3	10	1
Sanders	5	74	14.8	22	0
Hicks	5	22	4.4	9	0
McCareins	3	88	29.3	36	0
Meier	3	31	10.3	18	0
Natkin	2	42	21.0	27	0
Berlin	2	28	14.0	19	0
Coleman	1	19	19.0	19	0
Ours	1	3	3.0	3	0
Titans	307	3867	12.6	71	23
Opponents	328	4259	13.0	78	27

INTERCEPTIONS	NO	YDS	AVG	LG	TD
A. Dyson	3	36	12.0	36	0
Rolle	3	3	1.0	3	0
Bulluck	2	21	10.5	21	0
Robinson	2	15	7.5	13	0
Godfrey	1	5	5.0	5	0
Booker	1	0	0.0	0	0
Favors	1	0	0.0	0	0
Titans	13	78	6.0	36	0
Opponents	17	163	9.6	45	2

PUNTING	NO	YDS	AVG	NET	TB	INT	B
Hentrich	85	3567	42.0	37.0	8	28	70
Titans	85	3567	42.0	37.0	8	28	70
Opponents	82	3388	41.3	35.7	9	25	58

PUNT RETURNS	NO	FC	YDS	AVG	LG	TD
Mason	20	19	128	6.4	20	0
J.Walker	4	4	125	8.9	36	0
McCareins	2	0	29	14.5	18	0
Titans	36	23	282	7.8	36	0
Opponents	36	20	264	7.3	31	0

KICKOFF RETURNS	NO	YDS	AVG	LG	TD
Mason	34	748	22.0	101	1
Berlin	13	253	19.5	32	0
Coleman	11	251	22.8	34	0
McCareins	4	70	17.5	21	0
J. Walker	3	33	11.0	19	0
Green	2	20	10.0	12	0
Bennett	1	11	11.0	11	0
Kinney	1	13	13.0	13	0
Long	1	10	10.0	10	0
Rolle	1	3	3.0	3	0
Titans	71	1413	19.9	101	1
Opponents	57	1418	24.9	81	0

FIELD GOALS	1-19	20-29	30-39	40-49	50+
Nedney	0/0	6/6	5/5	8/15	1/2
Titans	0/0	6/6	5/5	8/15	1/2
Opponents	0/0	4/4	15/17	2/7	1/1

Nedney: (51G) (47N, 22G, 43G) (46N) (44G, 45G, 47N, 49G) (38G, 4G, 30G, 46G) (48N) (51N, 46G) (48N, 27G) (41G, 37G) (49G) (29G) (37G) (44N, 24G) (22G, 21G) (31G) (1)

Opponents: (37G) (35G, 37N, 39G) (26G, 25G) (1) (40B, 23G) (48N, 42G, 27G) (38G) (31G, 33G, 30G) (1) (39G, 47N, 37G) (1) (1) (33G, 54G) (40N, 35G, 33N, 42N) (30G, 44G) (30G, 33G, 34G)

**SACKS**  
Kearse 10.0, Evans 5.5, Fisk 2.5, Carter 2.0, Rolle 2.0, Smith 2.0, Favors 1.5, Morris 1.5, Bulluck 1.0, Chamberlin 1.0, Ford 1.0, Godfrey 1.0, Robinson 1.0  
**Titans 32.0, Opponents 43.0**

**TACKLES (Solo, Assists, Total)**  
Godfrey (79-32-111), Robinson (58-43-101) Phenix (63-24-87), Evans (53-24-77), Fisk (38-30-68), Kearse (39-25-64), Bulluck (35-29-64), Carter (39-22-61), Favors (34-27-61), A. Dyson (52-6-58), Rolle (52-4-56), Morris (34-12-46), Ford (24-20-44), Jenkins (12-3-15), Porter (26-5-31), Bishop (22-5-27), Mitchell (22-3-25), Salavea (6-12-18), J. Walker (8-9-17), Smith (8-8-16), Chamberlin (12-3-15), Booker (6-2-8), Myers (2-2-4), Thomas (2-1-3), Green (1-0-1)  
**Titans (751-352-1103)**

**USUAL STARTING LINEUP**

**OFFENSE**  
WR Derrick Mason (85)  
TE/FB Erion Kinney (88)  
LT Brad Hopkins (72)  
LG Zach Piller (69)  
C **Bruce Matthews (74)**  
RG Benji Olson (75)  
RT Fred Miller (71)  
TE Frank Wycheck (89)  
WR Kevin Dyson (87)  
QB Steve McNair (9)  
RB Eddie George (27)

**DEFENSE**  
LE Kevin Carter (93)  
LT Josh Evans (91)  
RT Jason Fisk (97)  
RE **Jevon Kearse (90)**  
LLB Greg Favors (51)  
MLB Randall Godfrey (56)  
RLB Eddie Robinson (55)  
LCB Andre Dyson (22)  
RCB Samari Rolle (21)  
SS Ari Morris (28)  
FS Perry Phenix (35)

**SPECIALISTS**  
K Joe Nedney (6)  
P Craig Hentrich (15)

Pro Bowl



Bruce Matthews



Jevon Kearse

GM: Floyd Reese; Head Coach: Jeff Fisher

Asst. Coaches: Mike Heimerdinger (off. coord.), Jim Schwartz (def. coord.), George Henshaw (asst. head coach/off.), Gunther Cunningham (asst. head coach defense/LB), Chuck Cecil (def. asst.), Craig Johnson (off. asst.), Alan Lowry (ST), Mike Munchak (OL), Sherman Smith (RB), Steve Walters (WR), Jim Washburn (DL), Steve Watterson (strength & rehab.), Everett Withers (DB)

## USUAL LINEUP

### Offense

WR	85	Derrick Mason
LT	72	Brad Hopkins
LG	74	Bruce Matthews
C	60	Kevin Long
RG	75	Benji Olson
RT	71	Fred Miller
TE	89	Frank Wycheck
WR	81	Chris Sanders
QB	9	Steve McNair
RB	27	Eddie George
FB	41	Lorenzo Neal

### Defense

LE	90	Jevon Kearse
LT	78	John Thornton
RT	97	Jason Fisk
RE	99	Kenny Holmes
LLB	51	Greg Favors
MLB	56	Randall Godfrey
RLB	55	Eddie Robinson
LCB	25	Denard Walker
RCB	21	Samari Rolle
SS	23	Blaine Bishop
FS	31	Marcus Robertson

K	3	Al Del Greco
P	15	Craig Henrich

### TITANS LEADERS

<i>Rushing</i>	Eddie George 403-1509, 14 TD
<i>Receiving</i>	Frank Wycheck 70-636, 4 TD
<i>Passing</i>	Steve McNair 396-248, 2847 yds. 13 INT, 15 TD
<i>Scoring</i>	Al Del Greco 118, 37 PAT, 27 FG
<i>Punt Ret.</i>	Derrick Mason 51-662, 1 TD
<i>Kick Ret.</i>	Derrick Mason 42-1132, 0 TD
<i>Punting</i>	Craig Henrich 76-3101, 40.8 avg.
<i>Ints.</i>	Samari Rolle 7-140, 1 TD
<i>Tackles</i>	Randall Godfrey 169 (97 solo)
<i>QB Sacks</i>	Jevon Kearse 11.5

## AMERICAN FOOTBALL CONFERENCE

### EASTERN DIVISION

	W	L	T	PCT.
Miami	11	5	0	.688
* Indianapolis	10	6	0	.625
N.Y. Jets	9	7	0	.563
Buffalo	8	8	0	.500
New England	5	11	0	.313

### CENTRAL DIVISION

	W	L	T	Pct.
Tennessee	13	3	0	.813
* Baltimore	12	4	0	.750
Pittsburgh	9	7	0	.563
Jacksonville	7	9	0	.438
Cincinnati	4	12	0	.250
Cleveland	3	13	0	.188

### WESTERN DIVISION

	W	L	T	Pct.
Oakland	12	4	0	.750
* Denver	11	5	0	.688
Kansas City	7	9	0	.438
Seattle	6	10	0	.375
San Diego	1	15	0	.063

\* Wild Card for Playoffs

Won 13, Lost 3  
First — Central Division  
Head Coach: Jeff Fisher

### Preseason (3-1)

8/5	KANSAS CITY	W	14-10	68,016
8/14	ST. LOUIS	W	30-3	68,072
8/18	at Philadelphia	L	32-34	56,169
8/25	at Chicago	W	34-28	66,944

### Regular Season (13-3)

9/3	at Buffalo	L	13-16	77,492
9/10	KANSAS CITY -ot	W	17-14	68,203
9/17	BYE			
9/24	at Pittsburgh	W	23-20	51,769
10/1	N.Y. GIANTS	W	28-14	68,341
10/8	at Cincinnati	W	23-14	63,406
10/16	JACKSONVILLE	W	27-13	68,498
10/22	at Baltimore	W	14-6	69,200
10/30	at Washington	W	27-21	84,237
11/5	PITTSBURGH	W	9-7	68,498
11/12	BALTIMORE	L	23-24	68,490
11/19	CLEVELAND	W	24-10	68,498
11/26	at Jacksonville	L	13-16	65,454
12/3	at Philadelphia	W	15-13	65,639
12/10	CINCINNATI	W	35-3	68,498
12/17	at Cleveland	W	24-0	72,318
12/25	DALLAS	W	31-0	68,498

### AFC DIVISIONAL PLAYOFF GAME

1/7	BALTIMORE	L	10-24	68,527
-----	-----------	---	-------	--------

### TEAM STATISTICS

	Tenn.	Avg.	Opp.	Avg.
<b>Total Yds.</b>	5350	334.4	3814	238.4
<b>Rush Yds.</b>	2085	130.3	1390	86.9
<b>Pass Yds.</b>	3265	204.1	2424	151.5
<b>Points</b>	346	21.6	191	11.9

### HONORS

#### Pro Bowl

Blaine Bishop, Eddie George, Brad Hopkins, Jevon Kearse, Derrick Mason, Bruce Matthews, Steve McNair, Samari Rolle, Frank Wycheck

#### All-Pro

Eddie George, Derrick Mason, Bruce Matthews, Samari Rolle

## NATIONAL FOOTBALL CONFERENCE

### EASTERN DIVISION

	W	L	T	Pct.
N.Y. Giants	12	4	0	.750
* Philadelphia	11	5	0	.688
Washington	8	8	0	.500
Dallas	5	11	0	.313
Arizona	3	13	0	.188

### CENTRAL DIVISION

	W	L	T	Pct.
Minnesota	11	5	0	.688
* Tampa Bay	10	6	0	.625
Green Bay	9	7	0	.563
Detroit	9	7	0	.563
Chicago	5	11	0	.313

### WESTERN DIVISION

	W	L	T	Pct.
New Orleans	10	6	0	.625
* St. Louis	10	6	0	.625
Carolina	7	9	0	.438
San Francisco	6	10	0	.375
Atlanta	4	12	0	.250

\* Wild Card for Playoffs

Head Coach: Jeff Fisher

Postseason: 0-1

Standings: 1st AFC Central

DATE	OPPONENT	SCORE	WL	ATT
Sep. 3	at Buffalo	13-16	L	77,492
Sep. 10	KANSAS CITY*	17-14	W	68,203
Sep. 17	BYE			
Sep. 24	at Pittsburgh	23-20	W	51,769
Oct. 1	NY GIANTS	28-14	W	68,341
Oct. 8	at Cincinnati	23-14	W	63,406
Oct. 16	JACKSONVILLE	27-13	W	68,498
Oct. 22	at Baltimore	14-6	W	69,200
Oct. 30	at Washington	27-21	W	83,472
Nov. 5	PITTSBURGH	9-7	W	68,498
Nov. 12	BALTIMORE	23-24	L	68,490
Nov. 19	CLEVELAND	24-10	W	68,498
Nov. 26	at Jacksonville	13-16	L	65,454
Dec. 3	at Philadelphia	15-13	W	65,639
Dec. 10	CINCINNATI	35-3	W	68,498
Dec. 17	at Cleveland	24-0	W	72,318
Dec. 25	DALLAS	31-0	W	68,498
Jan. 7	BALTIMORE	10-24	L	68,527

	TITANS	OPP
TOTAL FIRST DOWNS	299	215
Rushing	107	62
Passing	167	134
Penalty	25	19
3rd Down: Made/Att	97/228	68/221
3rd Down Pct.	42.5	30.8
4th Down: Made/Att	4/11	1/12
4th Down Pct.	36.4	8.3
POSSESSION AVG.	33:48	26:12
TOTAL NET YARDS	5350	3814
Avg. Per Game	334.4	238.4
Total Plays	1036	908
Avg. Per Play	5.2	4.2
NET YARDS RUSHING	2085	1390
Avg. Per Game	130.3	86.9
Total Rushes	546	387
NET YARDS PASSING	3265	2424
Avg. Per Game	204.1	151.5
Sacked/Yards Lost	28/165	55/337
Gross Yards	3430	2761
Att./Comp.	462/286	466/242
Completion Pct.	61.9	51.9
Had Intercepted	16	17
PUNTS/AVERAGE	76/40.8	105/42.7
NET PUNTING AVG.	76/36.3	105/35.0
PENALTIES/YARDS	107/870	97/778
FUMBLES/BALL LOST	24/14	39/13
TOUCHDOWNS	38	20
Rushing	14	7
Passing	18	10
Returns	6	3

BY PERIODS	1	2	3	4	OTPTS	
Titans	65	111	75	92	3	346
Opponents	36	50	70	75	0	191

SCORING	TD	RU	PA	RT	PAT	FG	S	TP		
Del Greco	0	0	0	0	37	38	27	33	0	118
George	16	14	2	0	0	0	0	0	0	96
Mason	6	0	5	1	0	0	0	0	0	36
Wycheck	4	0	4	0	0	0	0	0	0	24
Neal	2	0	2	0	0	0	0	0	0	12
Thigpen	2	0	2	0	0	0	0	0	0	12
Bulluck	1	0	0	1	0	0	0	0	0	6
K.Dyson	1	0	1	0	0	0	0	0	0	6
Ford	1	0	0	1	0	0	0	0	0	6
Godfrey	1	0	0	1	0	0	0	0	0	6
Kinney	1	0	1	0	0	0	0	0	0	6
Phenix	1	0	0	1	0	0	0	0	0	6
Rolle	1	0	0	1	0	0	0	0	0	6
Thomas	1	0	1	0	0	0	0	0	0	6
Hentrich	0	0	0	0	0	0	0	0	0	0
Titans	38	14	18	6	37	38	27	34	0	346
Opponents	20	7	10	3	20	20	17	22	0	191

2-point conversions: Titans 0-0, Opponents 0-0

PASSING	ATT	CMP	PCT	YARDS	YDS/ATT	TD	INT	LG	SK/YDS	RATING
McNair	396	248	62.6	2847	7.19	15	13	56t	24/141	83.2
O'Donnell	64	36	56.3	530	8.28	2	3	67	3/23	74.3
Wycheck	2	2	100.0	53	26.50	1	0	30t	0/0	158.3
Titans	462	286	61.9	3430	7.42	18	16	67	28/165	83.2
Opponents	466	242	51.9	2761	5.92	10	17	48	55/337	62.0

RUSHING	NO	YDS	AVG	LG	TD
George	403	1509	3.7	35t	14
McNair	71	404	5.7	25	0
Thomas	61	175	2.9	20	0
Mason	1	1	1.0	1	0
Neal	1	-2	-2.0	-2	0
O'Donnell	9	-2	-2.2	4	0
Titans	546	2085	3.8	35t	14
Opponents	387	1390	3.6	80t	7

RECEIVING	NO	YDS	AVG	LG	TD
Wycheck	70	636	9.1	26	4
Mason	63	895	14.2	34	5
George	50	453	9.1	24	2
Sanders	33	536	16.2	54	0
Kinney	19	197	10.4	19	1
Thigpen	15	289	19.3	56t	2
Pickens	10	242	24.2	67	0
Neal	9	31	3.4	8	2
Thomas	8	35	4.4	9t	1
Dyson	6	104	17.3	30t	1
Roan	3	12	4.0	6	0
Titans	286	3430	12.0	67	18
Opponents	242	2761	11.4	48	10

INTERCEPTIONS	NO	YDS	AVG	LG	TD
Rolle	7	140	20.0	81t	1
Sidney	3	19	6.3	19	0
Godfrey	2	25	12.5	24t	1
D. Walker	2	4	2.0	4	0
Phenix	1	87	87.0	87t	1
Bulluck	1	8	8.0	8t	0
Booker	1	2	2.0	2	0
Titans	17	285	16.8	87t	4
Opponents	16	236	14.8	42t	3

PUNTING	NO	YDS	AVG	NET	FB	LG	B
Hentrich	76	3101	40.8	36.3	9	33	67
Titans	76	3101	40.8	36.3	9	33	67
Opponents	105	4484	42.7	35.0	7	30	64

PUNT RETURNS	NO	FC	YDS	AVG	LG	TD
Mason	51	17	662	13.0	69t	1
Thigpen	1	1	9	9.0	9	0
D.Walker	1	0	0	0.0	0	0
Titans	53	18	671	12.7	69t	1
Opponents	28	21	160	5.7	20	0

KICKOFF RETURNS	NO	YDS	AVG	LG	TD
Mason	42	1132	27.0	66	0
Coleman	2	54	27.0	27	0
Leach	1	10	10.0	10	0
Neal	1	15	15.0	15	0
Thornton	1	16	16.0	16	0
Titans	47	1227	26.1	66	0
Opponents	76	1587	20.9	38	0

FIELD GOALS	1-19	20-29	30-39	40-49	50+
Del Greco	0/0	13/15	7/8	6/9	1/1
Hentrich	0/0	0/0	0/0	0/0	0/1
Titans	0/0	13/15	7/8	6/9	1/2
Opponents	0/0	5/5	6/8	6/7	0/2

DEL GRECO	(38G, 27G)	(36G)	(24G, 40G, 40G)	(46N)	(22G, 41G, 33N, 34G)	(26G, 44N, 28G)	(1)	(46G, 21G)	(21G, 24N, 31G, 29G)	(23G, 43N)	(22G)	(30G, 38G, 28N)	(26G, 42G, 22G, 44G, 50G)	(1)	(33G)	(21G)
Hentrich:	(60N)	(1)	(0)	(0)	(0)	(0)	(0)	(0)	(0)	(0)	(0)	(0)	(0)	(0)	(0)	(0)
Opponents:	(51N, 42G, 41G, 33G)	(36N)	(32G, 32G, 50N)	(1)	(35B, 46N)	(23G, 45G)	(21G, 38G)	(1)	(45G)	(38G)	(27G, 20G, 38G)	(23G, 40G)	(45G)	(1)	(1)	(1)

**SACKS**  
Kearse 11.5, Holmes 8.0, Favors 5.5, Robinson 4.0, Salave'a 4.0, Thornton 4.0, Embray 3.5, Godfrey 3.0, Bishop 2.5, Smith 2.5, Fisk 2., Ford 2.0, Rolle 1.5, Killens 1.0  
**Titans 55.0, Opponents 28.0**

**TACKLES (Solo, Assists, Total)**  
Godfrey (97-72-169), Bishop (76-29-105), Robertson (62-30-92), Robinson (59-32-91), Kearse (53-31-84), Fisk (41-35-76), Holmes (44-29-73), Favors (37-24-61), Thornton (27-28-55), Ford (28-19-47), Salave'a (22-21-43), Walker (40-3-43), Rolle (27-15-42), Phenix (20-5-25), Sidney (15-6-21), Bulluck (13-8-21), Booker (11-9-20), Embray (7-9-16), Myers (8-3-11), McCullough (6-2-8), Smith (4-2-6), Chamberlin (0-2-2), Killens (2-0-2), Morris (0-1-1)  
**Titans (693-416-1109)**

**USUAL STARTING LINEUP**

**OFFENSE**  
**WR** Derrick Mason (85)  
**LT** Brad Hopkins (72)  
**LG** Bruce Matthews (74)  
C Kevin Long (60)  
**RG** Benji Olson (75)  
**RT** Fred Miller (71)  
**TE** Frank Wycheck (89)  
**WR** Chris Sanders (81)  
**QB** Steve McNair (9)  
**RB** Eddie George (27)  
**FB** Lorenzo Neal (41)

**DEFENSE**  
**LE** Jevon Kearse (90)  
**LT** Jason Thornton (78)  
**RT** John Fisk (97)  
**RE** Kenny Holmes (99)  
**LLB** Greg Favors (51)  
**MLB** Randall Godfrey (56)  
**RLB** Eddie Robinson (55)  
**LCB** Denard Walker (25)  
**RCB** Samari Rolle (21)  
**SS** Blaine Bishop (23)  
**FS** Marcus Robertson (31)

**SPECIALISTS**  
**K** Al Del Greco (3)  
**P** Craig Hentrich (15)

Pro Bowl  
All-Pro



Eddie George



Samari Rolle

GM: Floyd Reese; Head Coach: Jeff Fisher  
Asst. Coaches: Mike Heimerdinger (off. coord.), Gregg Williams (def. coord.), George Henshaw (asst. head coach/off.), Jerry Gray (DB), Craig Johnson (off. asst.), Alan Lowry (ST), Mike Munchak (OL), Jim Schwartz (LB), Sherman Smith (RB), Ronnie Vinkler (def. asst.), Steve Walters (WR), Jim Washburn (DL), Steve Watterson (strength & rehab.)

Front Office  
Coaching Staff  
Players  
Rookies  
2007 Season  
Records  
History  
Playoff History  
Sidelines

## USUAL LINEUP

### Offense

WR	87	Kevin Dyson
LT	72	Brad Hopkins
LG	74	Bruce Matthews
C	60	Kevin Long
RG	75	Benji Olson
RT	75	Jon Runyan
TE	89	Frank Wycheck
WR	82	Yancey Thigpen
QB	9	Steve McNair
RB	27	Eddie George
FB	41	Lorenzo Neal

### Defense

LE	90	Jevon Kearse
LT	91	Josh Evans
RT	97	Jason Fisk
RE	99	Kenny Holmes
LLB	55	Eddie Robinson
MLB	52	Barron Wortham
RLB	58	Joe Bowden
LCB	25	Denard Walker
RCB	21	Samari Rolle
SS	23	Blaine Bishop
FS	31	Marcus Robertson
K	3	Al Del Greco
P	15	Craig Hentrich

### TITANS LEADERS

<i>Rushing</i>	Eddie George 320-1304, 9 TD
<i>Receiving</i>	Frank Wycheck 69-641, 2 TD
<i>Passing</i>	Steve McNair 331-187, 2179 yds. 8 INT, 12 TD
<i>Scoring</i>	Al Del Greco 106, 43 PAT, 21 FG
<i>Punt Ret.</i>	Derrick Mason 26-225, 1 TD
<i>Kick Ret.</i>	Derrick Mason 41-805, 0 TD
<i>Punting</i>	Craig Hentrich 90-3824, 42.5 avg.
<i>Ints.</i>	Samari Rolle 4-65, 0 TD
<i>Tackles</i>	Blaine Bishop 113 (83 solo), Eddie Robinson 113 (64 solo)
<i>QB Sacks</i>	Jevon Kearse 14.5

## AMERICAN FOOTBALL CONFERENCE

### EASTERN DIVISION

	W	L	T	PCT.
Indianapolis	13	3	0	.813
* Buffalo	11	5	0	.688
* Miami	9	7	0	.563
N.Y. Jets	8	8	0	.500
New England	8	8	0	.500

### CENTRAL DIVISION

	W	L	T	Pct.
Jacksonville	14	2	0	.875
* Tennessee	13	3	0	.813
Baltimore	8	8	0	.500
Pittsburgh	6	10	0	.375
Cincinnati	4	12	0	.250
Cleveland	2	14	0	.125

### WESTERN DIVISION

	W	L	T	Pct.
Seattle	9	7	0	.563
Kansas City	9	7	0	.563
Oakland	8	8	0	.500
San Diego	8	8	0	.500
Denver	6	10	0	.375

\* Wild Card for Playoffs

Won 13, Lost 3  
Second —Central Division  
Head Coach: Jeff Fisher

### Preseason (1-3)

8/15	at Kansas City	.....	20	22
8/20	at Arizona	.....	17	27
8/27	ATLANTA	.....	17	3
9/2	NEW ORLEANS	.....	11	12

### Regular Season (13-3)

9/12	CINCINNATI	W	36-35	65,272
9/19	CLEVELAND	W	26-9	65,904
9/26	at Jacksonville	W	20-19	61,502
10/3	at San Francisco	L	22-24	67,447
10/10	BALTIMORE	W	14-11	65,488
10/17	at New Orleans	W	24-21	51,875
10/24	BYE			
10/31	ST. LOUIS	W	24-21	66,415
11/7	at Miami	L	0-17	74,109
11/14	at Cincinnati	W	24-14	46,017
11/21	PITTSBURGH	W	16-10	66,619
11/28	at Cleveland	W	33-21	72,008
12/5	at Baltimore	L	14-41	67,854
12/9	OAKLAND	W	21-14	66,357
12/19	ATLANTA	W	30-17	66,196
12/26	JACKSONVILLE	W	41-14	66,641
1/2	at Pittsburgh	W	47-36	48,025

### AFC WILD CARD GAME

1/9	BUFFALO	W	22-16	66,782
-----	---------	---	-------	--------

### AFC DIVISIONAL PLAYOFF GAME

1/16	at Indianapolis	W	19-16	57,097
------	-----------------	---	-------	--------

### AFC CHAMPIONSHIP GAME

1/23	at Jacksonville	W	33-14	75,206
------	-----------------	---	-------	--------

### SUPER BOWL XXXIV (Atlanta, GA)

1/30	ST. LOUIS	L	16-23	72,625
------	-----------	---	-------	--------

### TEAM STATISTICS

	Tenn.	Avg.	Opp.	Avg.
Total Yds.	5290	330.6	5245	327.8
Rush Yds.	1811	113.2	1550	96.9
Pass Yds.	3479	217.4	3695	230.9
Points	392	24.5	324	20.3

### HONORS

#### Pro Bowl

Eddie George, Jevon Kearse,  
Bruce Matthews, Frank Wycheck

#### All-Pro

Jevon Kearse, Bruce Matthews

#### All-Rookie

Jevon Kearse, John Thornton

## NATIONAL FOOTBALL CONFERENCE

### EASTERN DIVISION

	W	L	T	Pct.
Washington	10	6	0	.625
* Dallas	8	8	0	.500
N.Y. Giants	7	9	0	.438
Arizona	6	10	0	.375
Philadelphia	5	11	0	.313

### CENTRAL DIVISION

	W	L	T	Pct.
Tampa Bay	11	5	0	.688
* Minnesota	10	6	0	.625
* Detroit	8	8	0	.500
Green Bay	8	8	0	.500
Chicago	6	10	0	.375

### WESTERN DIVISION

	W	L	T	Pct.
St. Louis	13	3	0	.813
Carolina	8	8	0	.500
Atlanta	5	11	0	.313
San Francisco	4	12	0	.250
New Orleans	3	13	0	.188

\* Wild Card for Playoffs

Front Office

Coaching Staff

Players

Rookies

2007 Season

Records

History

Playoff History

Sidelines

Head Coach: Jeff Fisher

Postseason: 3-1

Standings: 2nd AFC Central

DATE	OPPONENT	SCORE	WL	ATT
Sep. 12	CINCINNATI	36-35	W	65,272
Sep. 19	CLEVELAND	26-9	W	65,904
Sep. 26	at Jacksonville	20-19	W	61,502
Oct. 3	at San Francisco	22-24	L	67,447
Oct. 10	BALTIMORE	14-11	W	65,486
Oct. 17	at New Orleans	24-21	W	51,875
Oct. 24	BYE			
Oct. 31	ST. LOUIS	24-21	W	66,415
Nov. 7	at Miami	0-17	L	74,109
Nov. 14	at Cincinnati	24-14	W	47,017
Nov. 21	PITTSBURGH	16-10	W	66,619
Nov. 28	at Cleveland	33-21	W	72,008
Dec. 5	at Baltimore	14-41	L	67,854
Dec. 9	OAKLAND	21-14	W	66,357
Dec. 19	ATLANTA	30-17	W	66,196
Dec. 26	JACKSONVILLE	41-14	W	66,641
Jan. 2	at Pittsburgh	47-36	W	48,025
Jan. 8	BUFFALO	22-16	W	66,782
Jan. 16	at Indianapolis	19-16	W	57,097
Jan. 23	at Jacksonville	33-14	W	75,206
Jan. 30	ST. LOUIS	16-23	L	72,625

TITANS		OPP	
TOTAL FIRST DOWNS		294	300
Rushing		109	81
Passing		167	193
Penalty		18	26
3rd Down: Made/Att		83/217	70/200
3rd Down Pct.		38.2	35.0
4th Down: Made/Att		7/12	4/14
4th Down Pct.		58.3	28.6
POSSESSION AVG.		31.30	28.30
TOTAL NET YARDS		5296	5245
Avg. Per Game		331.0	327.8
Total Plays		1011	994
Avg. Per Play		5.2	5.3
NET YARDS RUSHING		1811	1560
Avg. Per Game		113.2	96.9
Total Rushes		459	383
NET YARDS PASSING		3485	3695
Avg. Per Game		217.8	230.9
Sacked/Yards Lost		25/137	54/305
Gross Yards		3622	4000
Att./Comp.		527/304	557/312
Completion Pct.		57.7	56.0
Had Intercepted		13	16
PUNTS/AVERAGE		90/42.5	80/42.9
NET PUNTING AVG.		90/36.1	80/37.2
PENALTIES/YARDS		114/1069	128/1010
FUMBLES/BALL LOST		17/9	39/24
TOUCHDOWNS		46	39
Rushing		19	8
Passing		23	26
Returns		4	5

BY PERIODS	1	2	3	4	OTPTS
Titans	113	97	85	97	0 392
Opponents	44	93	103	84	0 324

SCORING	TD	RU	PA	RT	PAT	FG	S	P	T
Del Greco	0	0	0	0	43	43/21	25	0	106
E. George	13	9	4	0				0	78
McNair	8	8	0	0				0	48
Dyson	4	0	4	0				0	24
Thigpen	4	0	4	0				0	24
Neal	3	1	2	0				0	18
Roan	3	0	3	0				0	18
Byrd	2	0	2	0				0	12
Wycheck	2	0	2	0				0	12
Harris	1	0	1	0				0	8
Kearse	1	0	0	1				0	6
Mason	1	0	0	1				0	6
Mitchell	1	0	0	1				0	6
Sanders	1	0	0	1				0	6
Thomas	1	0	0	1				0	6
Walker	1	0	0	1				0	6
Thornton	0	0	0	0				0	2
Titans	46	19	23	4	43/43	21/25	4	392	
Opponents	39	8	26	5	33/33	15/22	2	324	

2-point conversions: Harris  
Titans 1-3, Opponents 4-6

PASSING	ATT	CMP	PCT	YARDS	YDS/ATT	TD	INT	LG	SK/YDS	RATING
McNair	331	187	56.5	2179	6.58	12	8	65t	16/74	78.6
O'Donnell	195	116	59.5	1382	7.09	10	5	54t	9/63	87.6
Wycheck	1	1	100.0	61	61.00	1	0	61t	0/0	158.3
Titans	527	304	57.7	3622	6.87	23	13	65t	25/137	83.1
Opponents	557	312	56.0	4000	7.18	26	16	78t	54/305	82.3

RUSHING	NO	YDS	AVG	LG	TD
E. George	320	1304	4.1	40	9
McNair	72	337	4.7	38	8
Thomas	43	164	3.8	22	1
Dyson	1	3	3.0	3	0
Hentrich	2	1	0.5	1	0
Neal	2	1	0.5	1t	1
O'Donnell	19	1	0.1	4	0
Titans	459	1811	3.9	40	19
Opponents	383	1550	4.0	72	8

RECEIVING	NO	YDS	AVG	LG	TD
Wycheck	69	641	9.3	35	2
Dyson	54	658	12.2	47	4
E. George	47	458	9.7	54t	4
Thigpen	38	648	17.1	35	4
Harris	26	297	11.4	62t	1
Sanders	20	336	16.8	48t	1
Byrd	14	261	18.6	65t	2
Roan	9	93	10.3	24	3
Thomas	9	72	8.0	26	0
Mason	8	89	11.1	31	2
Neal	7	27	3.9	8	0
Kent	3	42	14.0	25	0
Titans	304	3622	11.9	65t	23
Opponents	312	4000	12.8	78t	26

INTERCEPTIONS	NO	YDS	AVG	LG	TD
Rolle	4	65	16.3	30	0
Sidney	3	12	4.0	7	0
Holmes	2	17	8.5	19	0
Dorsett	1	43	43.0	43	0
Mitchell	1	42	42.0	42t	1
Bowden	1	29	29.0	29	0
Walker	1	27	27.0	27	0
Fisk	1	17	17.0	17	0
Robertson	1	3	3.0	3	0
Jackson	1	2	2.0	2	0
Titans	16	257	16.1	43	1
Opponents	13	227	17.5	47t	2

PUNTING	NO	YDS	AVG	NETTB	IN LG B
Hentrich	90	3824	42.5	38.1	3 35 78 0
Titans	90	3824	42.5	38.1	3 35 78 0
Opponents	80	3435	42.9	37.2	5 25 72 2

PUNT RETURNS	NO	FC	YDS	AVG	LG	TD
Mason	26	15	225	8.7	65t	1
Preston TM	8	2	59	7.4	12	0
Byrd	2	0	8	4.0	8	0
S. George	1	0	18	18.0	18	0
Rolle	1	0	23	23.0	23	0
Sidney	1	0	4	4.0	4	0
Thigpen	1	0	21	21.0	21	0
Titans	40	17	358	9.0	65t	1
Opponents	45	22	335	7.4	32	0

KICKOFF RETURNS	NO	YDS	AVG	LG	TD
Mason	41	805	19.6	41	0
Preston TM	5	119	23.8	29	0
S. George	4	63	15.8	22	0
Byrd	2	16	8.0	9	0
Kent	2	24	12.0	13	0
Neal	2	15	7.5	14	0
Titans	56	1042	18.6	41	0
Opponents	76	1596	21.0	99t	2

FIELD GOALS	1-19	20-29	30-39	40-49	50+
Del Greco	1/1	8/8	7/9	4/6	1/1
Titans	1/1	8/8	7/9	4/6	1/1
Opponents	0/0	4/4	4/7	6/9	1/2

Del Greco: (50G, 33G) (35G, 44N) (44G, 48G) (21G, 22G, 28G) ( ) (42N, 19G) (27G)

(33N) (26G) ( ) (27G, 31G, 37N) (39G, 33G) ( ) (38G, 27G, 43N) (30G, 20G) (42G)  
Opponents: (33G, 38G) (41G) (42G) (39G) (44G, 46G, 50G) (24G, 42G) (54N, 38N) (43N, 46G) (32N) (44N, 24G) ( ) (21G, 27G) (32N, 45N) (32G) ( ) ( )

**SACKS**  
Kearse 14.5, Robinson 6.0, Ford 5.5, Thornton 4.5, Fisk 4.0, Holmes 4.0, Bowden 3.5, Evans 3.5, Rolle 3.0, Bishop 2.5, Jones 1.0, Frederick 0.5, Jackson 0.5, Robertson 0.5, Wortham 0.5  
**Titans 54.0, Opponents 25.0**

**TACKLES (Solo, Assists, Total)**  
Bishop (80-33-113), Robinson (84-49-113), Robertson (64-28-92), Kearse (59-26-85), Bowden (54-27-81), Wortham (50-31-81), Fisk (41-39-80), Rolle (57-13-70), Walker (47-9-56), Evans (26-28-54), Ford (26-15-41), Phenix (32-7-39), Sidney (34-5-39), Holmes (20-18-38), Thornton (23-10-33), Killens (13-12-25), Jackson (18-4-22), Colman (12-9-21), Jones (12-7-19), Dorsett (10-1-11), Frederick (2-8-10), Salave'a (4-6-10), Mitchell (6-1-7), McCullough (3-0-3)  
**Titans (760-383-1143)**

USUAL STARTING LINEUP	
<b>OFFENSE</b>	
WR	Kevin Dyson (87)
LT	Brad Hopkins (72)
LG	<b>Bruce Matthews (74)</b>
C	Kevin Long (60)
RG	Benji Olson (75)
RT	Jon Runyan (69)
TE	<b>Frank Wycheck (89)</b>
WR	Yancey Thigpen (82)
QB	Steve McNair (9)
RB	<b>Eddie George (27)</b>
FB	Lorenzo Neal (41)

DEFENSE	
LE	<b>Jevon Kearse (90)</b>
LT	Josh Evans (91)
RT	Jason Fisk (97)
RE	Kenny Holmes (99)
LLB	Eddie Robinson (55)
MLB	Barron Wortham (52)
RLB	Joe Bowden (58)
LCB	Denard Walker (25)
RCB	Samari Rolle (21)
SS	Blaine Bishop (23)
FS	Marcus Robertson (31)

SPECIALISTS	
K	Al Del Greco (3)
P	Craig Hentrich (15)

Pro Bowl  
All-Pro



Kevin Dyson

GM: Floyd Reese; Head Coach: Jeff Fisher

Asst. Coaches: George Henshaw (asst. head coach/run game), Les Steckel (off. coord.), Gregg Williams (def. coord.), Bart Andrus (QB), O'Neill Gilbert (LB), Jerry Gray (DB), Alan Lowry (ST), Mike Munchak (OL), Jim Schwartz (def. asst.), Sherman Smith (RB), Steve Walters (WR), Jim Washburn (DL), Steve Watterson (strength & rehab.)

Front Office  
Coaching Staff  
Players  
Rookies  
2007 Season  
Records  
History  
Playoff History  
Sidelines



Front Office  
 Coaching Staff  
 Players  
 Rookies  
 2007 Season  
 Records  
 History  
 Playoff History  
 Sidelines

## USUAL LINEUP

### Offense

WR 84	Willie Davis
LT 72	Brad Hopkins
LG 74	Bruce Matthews
C 53	Mark Stepnoski
RG 66	Jason Layman
RT 75	Jon Runyan
TE 88	Jackie Harris
WR 82	Yancey Thigpen
QB 9	Steve McNair
RB 27	Eddie George
TE 89	Frank Wycheck

### Defense

LE 98	Pratt Lyons
LT 96	Gary Walker
RT 92	Henry Ford
RE 90	James Roberson
LLB 51	Lonnie Marts
MLB 58	Joe Bowden
RLB 55	Eddie Robinson
LCB 25	Denard Walker
RCB 29	Darryll Lewis
SS 23	Blaine Bishop
FS 31	Marcus Robertson
K 3	Al Del Greco
P 15	Craig Hentrich

### OILERS LEADERS

<i>Rushing</i>	Eddie George 348-1294, 5 TD
<i>Receiving</i>	Frank Wycheck 70-768, 2 TD
<i>Passing</i>	Steve McNair 492-289, 3228 yds. 10 INT, 15 TD
<i>Scoring</i>	Al Del Greco 136, 28 PAT, 36 FG
<i>Punt Ret.</i>	Derrick Mason 31-228, 0 TD
<i>Kick Ret.</i>	Derek Mason 42-913, 0 TD
<i>Punting</i>	Craig Hentrich 69-3258, 47.2 avg.
<i>Ints.</i>	Darryll Lewis 4-40, 0 TD
<i>Tackles</i>	Joe Bowden 145 (88 solo)
<i>QB Sacks</i>	Lonnie Marts 4

## AMERICAN FOOTBALL CONFERENCE

### EASTERN DIVISION

	W	L	T	Pct.
N.Y. Jets	12	4	0	.750
* Miami	10	6	0	.625
* Buffalo	10	6	0	.625
* New England	9	7	0	.563
Indianapolis	3	13	0	.188

### CENTRAL DIVISION

	W	L	T	Pct.
Jacksonville	11	5	0	.688
Tennessee	8	8	0	.500
Pittsburgh	7	9	0	.438
Baltimore	6	10	0	.375
Cincinnati	3	13	0	.188

### WESTERN DIVISION

	W	L	T	Pct.
Denver	14	2	0	.875
Oakland	8	8	0	.500
Seattle	8	8	0	.500
Kansas City	7	9	0	.438
San Diego	5	11	0	.313

\* Wild Card for Playoffs

## Won 8, Lost 8 Second —Central Division Head Coach: Jeff Fisher

### Preseason (3-1)

8/7	at Atlanta	.....	31	16
8/15	WASHINGTON	.....	24	27
8/22	at New Orleans	.....	26	24
8/29	DENVER	.....	16	13

### Regular Season (8-8)

9/6	at Cincinnati	W	23-14	55,848
9/13	SAN DIEGO	L	7-13	41,089
9/20	at New England	L	16-27	59,973
9/27	JACKSONVILLE	L	22-27	34,656
10/4	BYE			
10/11	at Baltimore	W	12-8	68,561
10/18	CINCINNATI	W	44-14	33,288
10/25	CHICAGO	L	20-23	40,089
11/1	at Pittsburgh	W	41-31	58,222
11/8	at Tampa Bay	W	31-22	65,054
11/15	PITTSBURGH	W	23-14	41,104
11/22	N.Y. JETS	L	3-24	37,084
11/29	at Seattle	L	18-20	59,048
12/6	BALTIMORE	W	16-14	31,124
12/13	at Jacksonville	W	16-13	65,657
12/20	at Green Bay	L	22-30	59,888
12/26	MINNESOTA	L	16-26	41,121

## TEAM STATISTICS

	Tenn.	Avg.	Opp.	Avg.
<b>Total Yds.</b>	5261	328.8	5121	320.0
<b>Rush Yds.</b>	1970	123.1	1610	100.6
<b>Pass Yds.</b>	3291	205.6	3511	219.4
<b>Points</b>	330	20.6	320	20.0

## HONORS

### Pro Bowl

Eddie George, Craig Hentrich,  
Bruce Matthews, Frank Wycheck

### All-Pro

Craig Hentrich, Bruce Matthews  
All-Rookie  
Kevin Long

## NATIONAL FOOTBALL CONFERENCE

### EASTERN DIVISION

	W	L	T	Pct.
Dallas	10	6	0	.625
* Arizona	9	7	0	.563
N.Y. Giants	8	8	0	.500
Washington	6	10	0	.375
Philadelphia	3	13	0	.188

### CENTRAL DIVISION

	W	L	T	Pct.
Minnesota	15	1	0	.938
* Green Bay	11	5	0	.688
Tampa Bay	8	8	0	.500
Detroit	5	11	0	.313
Chicago	4	12	0	.250

### WESTERN DIVISION

	W	L	T	Pct.
Atlanta	14	2	0	.875
* San Francisco	12	4	0	.750
New Orleans	6	10	0	.375
Carolina	4	12	0	.250
St. Louis	4	12	0	.250

\* Wild Card for Playoffs

Head Coach: Jeff Fisher

Postseason: 0-0

Standings: 2nd AFC Central

DATE	OPPONENT	SCORE	WL	ATT
Sep. 6	at Cincinnati	23-14	W	55,848
Sep.13	SAN DIEGO	7-13	L	41,089
Sep. 20	at New England	16-27	L	59,973
Sep. 27	JACKSONVILLE	22-27	L	34,656
Oct. 4	BYE			
Oct. 11	at Baltimore	12-8	W	68,561
Oct. 18	CINCINNATI	44-14	W	33,288
Oct. 25	CHICAGO	20-23	L	40,089
Nov. 1	at Pittsburgh	41-31	W	58,222
Nov. 8	at Tampa Bay	31-22	W	65,054
Nov. 15	PITTSBURGH	23-14	W	41,104
Nov. 22	NY JETS	3-24	L	37,084
Nov. 28	at Seattle	18-20	L	59,048
Dec. 6	BALTIMORE	16-14	W	31,124
Dec. 13	at Jacksonville	16-13	W	65,657
Dec. 20	at Green Bay	22-30	L	59,888
Dec. 26	MINNESOTA	16-26	L	41,121

TOTAL FIRST DOWNS		308	279
Rushing	118	81	
Passing	171	170	
Penalty	19	28	
3rd Down: Made/Att	84/210	76/201	
3rd Down Pct.	40.0	37.8	
4th Down: Made/Att	4/11	3/16	
4th Down Pct.	36.4	18.8	
POSSESSION AVG.	31.41	28.20	
TOTAL NET YARDS	5261	5121	
Avg. Per Game	328.8	320.1	
Total Plays	1016	955	
Avg. Per Play	5.2	5.4	
NET YARDS RUSHING	1970	1610	
Avg. Per Game	123.1	100.6	
Total Rushes	462	414	
NET YARDS PASSING	3291	3511	
Avg. Per Game	205.7	219.4	
Sacked/Yards Lost	35/191	30/172	
Gross Yards	3482	3683	
Att./Comp.	519/305	511/319	
Completion Pct.	58.8	62.4	
Had Intercepted	10	12	
PUNTS/AVERAGE	69/47.2	74/43.1	
NET PUNTING AVG.	69/39.2	74/37.2	
PENALTIES/YARDS	126/1135	93/704	
FUMBLES/BALL LOST	25/9	11/7	
TOUCHDOWNS	32	34	
Rushing	12	9	
Passing	16	24	
Returns	4	1	

BY PERIODS	1	2	3	4	OTPTS
Oilers	54	112	71	93	0 380
Opponents	58	69	87	106	0 320

SCORING	TDRU	PA	RT	PAT	FG	S	TPK
Del Greco	0	0	0	0	28/28	36/39	0 136
E. George	6	5	1	0	0	0	0 38
McNair	4	4	0	0	0	0	0 24
Davis	3	0	0	0	0	0	0 18
Mason	3	0	0	0	0	0	0 18
Thigpen	3	0	0	0	0	0	0 18
Bowden	2	0	0	0	0	0	0 12
Dyson	2	0	0	0	0	0	0 12
Harris	2	0	0	0	0	0	0 12
Thomas	2	0	0	0	0	0	0 12
Wycheck	2	0	0	0	0	0	0 12
Archie	1	1	0	0	0	0	0 6
Marts	1	0	0	1	0	0	0 6
Roan	1	0	0	1	0	0	0 6
Hentrich	0	0	0	0	0/0	0/1	0 0
Oilers	32	12	16	4	28/28	36/40	0 330
Opponents	34	9	24	1	29/29	25/30	2 320

2-point conversions: E. George  
Oilers 1-4, Opponents 4-5

PASSING	ATT	CMP	PCT	YARDS	YDS/ATT	TD	INT	LG	SK/YDS	RATING
McNair	492	289	58.7	3228	6.56	15	10	47	33/176	80.1
Krieg	21	12	57.1	199	9.48	0	0	55	2/15	89.2
S. Matthews	3	2	66.7	24	8.00	0	0	13	0/0	91.0
Archie	2	1	50.0	18	9.00	1	0	18t	0/0	120.8
Hentrich	1	1	100.0	13	13.00	0	0	13	0/0	118.8
Oilers	519	305	58.8	3482	6.71	16	10	55	35/191	81.3
Opponents	511	319	62.4	3683	7.21	24	12	76t	30/172	90.0

GM: Floyd Reese; Head Coach: Jeff Fisher

Asst. Coaches: Les Steckel (off. coord.), Gregg Williams (def. coord.), Bart Andrus (off. asst./QB), Greg Brown (DB), O'Neill Gilbert (LB), Jerry Gray (def. asst./nickel), George Henshaw (off. line/TE), Alan Lowry (WR), Mike Munchak (OL), Rex Norris (DL), Russ Purnell (ST), Sherman Smith (RB), Steve Watterson (strength & rehab.)

RUSHING	NO	YDS	AVG	LG	TD
E. George	348	1294	3.7	37t	5
McNair	77	559	7.3	71t	4
Thomas	24	100	4.2	21	2
Archie	6	24	4.0	20	1
Dyson	1	4	4.0	4	0
Stepnoski	1	0	0.0	0	0
Hentrich	1	-1	-1.0	-1	0
Krieg	3	-1	-0.3	0	0
Sanders	1	-9	-9.0	-9	0
Oilers	462	1970	4.3	71t	12
Opponents	414	1610	3.9	66	9

RECEIVING	NO	YDS	AVG	LG	TD
Wycheck	70	768	11.0	38	2
Harris	43	412	9.6	32	2
Thigpen	38	493	13.0	55	3
E. George	37	310	8.4	29	1
Davis	32	461	14.4	38	3
Mason	25	333	13.3	47	3
Dyson	21	263	12.5	45t	2
Roan	13	93	7.2	16	0
Byrd	6	71	11.8	18	0
Thomas	6	55	9.2	20	0
Sanders	5	136	27.2	46	0
Archie	5	25	5.0	7	0
Kent	4	62	15.5	23	0
Oilers	305	3482	11.4	55	16
Opponents	319	3683	11.5	76t	24

INTERCEPTIONS	NO	YDS	AVG	LG	TD
Lewis	4	40	10.0	33	0
D. Walker	2	6	3.0	6	0
Marts	1	27	27.0	27t	1
Bishop	1	13	13.0	13	0
Robinson	1	11	11.0	11	0
Bowden	1	1	1.0	1t	1
Jackson	1	0	0.0	0	0
Robertson	1	0	0.0	0	0
Oilers	12	98	8.2	33	2
Opponents	10	88	8.8	34	1

PUNTING	NO	YDS	AVG	NET	TB	LG	B	
Hentrich	69	3258	47.2	39.2	11	18	71	0
Oilers	69	3258	47.2	39.2	11	18	71	0
Opponents	74	3190	43.1	37.2	8	25	67	1

PUNT RETURNS	NO	FC	YDS	AVG	LG	TD
Mason	31	11	228	7.4	25	0
Archie	7	6	52	7.4	22	0
Oilers	38	17	280	7.4	25	0
Opponents	34	16	332	9.8	43	0

KICKOFF RETURNS	NO	YDS	AVG	LG	TD
Mason	42	913	21.7	50	0
Archie	8	154	19.3	26	0
Thomas	3	64	21.3	39	0
Harris	1	3	3.0	3	0
Roan	1	4	4.0	11	0
Wycheck	1	10	10.0	10	0
Oilers	56	1148	20.5	50	0
Opponents	55	1114	20.3	47	0

FIELD GOALS	1-19	20-29	30-39	40-49	50+
Del Greco	1/1	8/8	15/15	12/15	0/0
Hentrich	0/0	0/0	0/0	0/1	0/0
Oilers	1/1	8/8	15/15	12/16	0/0
Opponents	1/1	7/7	7/10	9/9	1/3

Del Greco:(38G, 31G,48G,47G) (1)  
(34G,26G,45G) (34G,32G,32G) (26G,  
42N,29G) (35G, 38G,42G) (29G,19G)  
(43N,32G) (45G,41N) (48G,24G,22G) (34G)  
(26G,30G, 43G,42G) (48G,48G,34G)  
(28G,30G,41G) (1) (36G,33G,45G)

Hentrich: (1) (1) (1) (1) (1) (49B) (1) (1) (1) (1) (1) (1) (1)  
(1)  
Opponents: (1) (48G,23G,51N) (43G,41G)  
(18G,36G) (21G,45G) (1) (39G,26G,34N,33G)  
(52N) (46G,30G,24G) (36B) (39N,43G)  
(50G,48G) (1) (21G,29G) (38G,40G,40G)  
(39G,23G,39G)

**SACKS**  
Marts 4.0, Evans 3.5, Robinson 3.5, Bishop  
3.0, Holmes 2.5, Cook 2.0, Lyons 2.0, Rolle  
2.0, Bowden 1.5, Ford 1.5, Jackson 1.5, Lewis  
1.0, Salave'a 1.0, G. Walker 1.0  
Oilers 30.0, Opponents 35.0

**TACKLES (Solo, Assists, Total)**  
Bowden (88-57-145), Robinson (80-58-139),  
Bishop (74-42-116), D. Walker (71-20-91),  
Marts (52-33-85), Lewis (62-19-81), G.  
Walker (47-31-78), Robertson (46-29-75),  
Jackson (48-24-72), Evans (31-23-54),  
Lyons (25-22-47), Holmes (21-25-46), Ford  
(22-17-39), Rolle (22-8-30), Phenix (17-11-  
28), Cook (16-10-26), Robertson (10-15-25),  
Sidney (17-2-19), Salave'a (11-3-14),  
Wortham (5-4-9), Dorsett (4-4-8), Killens (4-  
5-9), Jones (1-1-2), McCullough (1-0-1),  
Stallings (0-1-1), Sutton (1-0-1)  
Oilers (776-465-1241)

USUAL STARTING LINEUP	
<b>OFFENSE</b>	
WR	Willie Davis (84)
LT	Brad Hopkins (72)
LG	<b>Bruce Matthews (74)</b>
C	Mark Stepnoski (53)
RG	Jason Layman (66)
RT	Jon Runyan (75)
TE	Jackie Harris (88)
WR	Yancey Thigpen (82)
QB	Steve McNair (9)
RB	<b>Eddie George (27)</b>
TE	Frank Wycheck (89)

DEFENSE	
LE	Pratt Lyons (98)
LT	Gary Walker (96)
RT	Henry Ford (92)
RE	James Robertson (90)
LLB	Lonnie Marts (51)
MLB	Joe Bowden (58)
RLB	Eddie Robinson (55)
LCB	Denard Walker (29)
RCB	Darryll Lewis (25)
SS	Blaine Bishop (23)
FS	Marcus Robertson (31)

SPECIALISTS	
K	Al Del Greco (3)
P	<b>Craig Hentrich (15)</b>

Pro Bowl  
All-Pro



Frank Wycheck

Front Office

Coaching Staff

Players

Rookies

2007 Season

Records

History

Playoff History

Sidelines

## USUAL LINEUP

### Offense

WR 81	Chris Sanders
LT 72	Brad Hopkins
LG 74	Bruce Matthews
C 53	Mark Stepnoski
RG 77	Kevin Donnalley
RT 75	Jon Runyan
TE 88	Frank Wycheck
WR 84	Willie Davis
QB 9	Steve McNair
RB 27	Eddie George
H-B 80	Michael Roan

### Defense

LE 78	Anthony Cook
LT 96	Gary Walker
RT 92	Henry Ford
RE 90	James Roberson
LLB 58	Joe Bowden
MLB 52	Barron Wortham
RLB 56	Lonnie Marts
LCB 25	Denard Walker
RCB 29	Darryll Lewis
SS 23	Blaine Bishop
FS 31	Marcus Robertson

K 3	Al Del Greco
P 7	Reggie Roby

### OILERS LEADERS

<i>Rushing</i>	Eddie George 357-1399, 6 TD
<i>Receiving</i>	Frank Wycheck 63-748, 4 TD
<i>Passing</i>	Steve McNair 415-216, 2665 yds. 13 INT, 14 TD
<i>Scoring</i>	Al Del Greco 113, 32 PAT, 27 FG
<i>Punt Ret.</i>	Mel Gray 17-144, 0 TD
<i>Kick Ret.</i>	Derrick Mason 26-551, 0 TD
<i>Punting</i>	Reggie Roby 73-3049, 41.8 avg.
<i>Ints.</i>	Marcus Robertson 5-127, 0 TD
<i>Tackles</i>	Barron Wortham 97 (61 solo)
<i>QB Sacks</i>	Kenny Holmes, Gary Walker 7.5

## AMERICAN FOOTBALL CONFERENCE

### EASTERN DIVISION

	W	L	T	PCT.
New England	10	6	0	.625
* Miami	9	7	0	.563
N.Y. Jets	9	7	0	.563
Buffalo	6	10	0	.375
Indianapolis	3	13	0	.188

### CENTRAL DIVISION

	W	L	T	Pct.
Pittsburgh	11	5	0	.688
* Jacksonville	11	5	0	.688
Tennessee	8	8	0	.500
Cincinnati	7	9	0	.438
Baltimore	6	9	1	.406

### WESTERN DIVISION

	W	L	T	Pct.
Kansas City	13	3	0	.813
* Denver	12	4	0	.750
Seattle	8	8	0	.500
Oakland	4	12	0	.250
San Diego	4	12	0	.250

\* Wild Card for Playoffs

Won 8, Lost 8  
Third—Central Division  
Head Coach: Jeff Fisher

### Preseason (0-4)

8/2	New Orleans (Memphis, TN)	.....	12	21
8/9	WASHINGTON	.....	12	18
8/16	SAN DIEGO	.....	7	21
8/22	at Dallas	.....	10	34

### Regular Season (8-8)

8/31	OAKLAND	W	24-21*	30,171
9/7	at Miami	L	13-16*	64,439
9/14	BYE			
9/21	BALTIMORE	L	10-36	17,737
9/28	at Pittsburgh	L	24-37	57,507
10/5	at Seattle	L	13-16	49,897
10/12	CINCINNATI	W	30-7	17,071
10/19	WASHINGTON	W	28-14	31,042
10/26	at Arizona	W	41-14	44,030
11/2	JACKSONVILLE	L	24-30	27,208
11/9	N.Y. GIANTS	W	10-6	26,744
11/16	at Jacksonville	L	9-17	70,070
11/23	BUFFALO	W	31-14	23,571
11/27	at Dallas	W	27-14	63,421
12/4	at Cincinnati	L	14-41	49,086
12/14	at Baltimore	L	19-21	60,558
12/21	PITTSBURGH	W	16-6	50,677

\* overtime

## TEAM STATISTICS

	Tenn.	Avg.	Opp.	Avg.
Total Yds.	4919	307.4	5231	326.9
Rush Yds.	2414	150.9	1573	98.3
Pass Yds.	2505	156.6	3658	228.6
Points	333	20.7	310	19.6

## HONORS

### Pro Bowl

Blaine Bishop, Eddie George, Bruce Matthews

### All-Rookie

Kenny Holmes

## NATIONAL FOOTBALL CONFERENCE

### EASTERN DIVISION

	W	L	T	Pct.
N.Y. Giants	10	5	1	.656
Washington	8	7	1	.531
Philadelphia	6	9	1	.406
Dallas	6	10	0	.375
Arizona	4	12	0	.250

### CENTRAL DIVISION

	W	L	T	Pct.
Green Bay	13	3	0	.813
* Tampa Bay	10	6	0	.625
* Detroit	9	7	0	.563
* Minnesota	9	7	0	.563
Chicago	4	12	0	.250

### WESTERN DIVISION

	W	L	T	Pct.
San Francisco	13	3	0	.813
Carolina	7	9	0	.438
Atlanta	7	9	0	.438
New Orleans	6	10	0	.375
St. Louis	5	11	0	.313

\* Wild Card for Playoffs

**Head Coach:** Jeff Fisher

**Postseason:** 0-0

**Standings:** 3rd AFC Central

DATE	OPPONENT	SCORE	WL	ATT
Aug. 31	OAKLAND	24-21*	W	30,171
Sep. 7	at Miami	13-16*	L	64,439
Sep. 14	BYE			
Sep. 21	BALTIMORE	10-36	L	17,737
Sep. 28	at Pittsburgh	24-37	L	57,507
Oct. 5	at Seattle	13-16	L	49,897
Oct. 12	CINCINNATI	30-7	W	17,071
Oct. 19	WASHINGTON	28-14	W	31,042
Oct. 26	at Arizona	41-14	W	44,030
Nov. 2	JACKSONVILLE	24-30	L	27,208
Nov. 9	NY GIANTS	10-6	W	26,744
Nov. 16	at Jacksonville	9-17	L	70,070
Nov. 23	BUFFALO	31-14	W	23,571
Nov. 27	at Dallas	27-14	W	63,421
Dec. 4	at Cincinnati	14-41	L	49,086
Dec. 14	at Baltimore	19-21	L	60,558
Dec. 21	PITTSBURGH	16-6	W	50,677
* overtime				

OILERS		OPP
TOTAL FIRST DOWNS	288	292
Rushing	136	79
Passing	130	193
Penalty	22	20
3rd Down: Made/Att	92/219	80/205
3rd Down Pct.	42.0	39.0
4th Down: Made/Att	9/14	9/20
4th Down Pct.	64.3	45.0
POSSESSION AVG.	31:27	28:33
TOTAL NET YARDS	4919	5231
Avg. Per Game	307.4	326.9
Total Plays	993	992
Avg. Per Play	5.0	5.3
NET YARDS RUSHING	2414	1573
Avg. Per Game	150.9	98.3
Total Rushes	541	414
NET YARDS PASSING	2505	3658
Avg. Per Game	156.6	228.6
Sacked/Yards Lost	32/199	35/240
Gross Yards	2704	3898
Att./Comp.	420/220	543/321
Completion Pct.	52.4	59.1
Had Intercepted	13	14
POINTS/AVERAGE	74/41.6	69/43.6
NET PUNTING AVG.	74/35.3	69/38.0
PENALTIES/YARDS	103/814	94/830
FUMBLES/BALL LOST	31/13	32/18
TOUCHDOWNS	36	35
Rushing	17	12
Passing	15	21
Returns	4	2

BY PERIODS	1	2	3	4	OTPTS
Oilers	74	107	55	94	3 333
Opponents	54	93	77	83	3 310

SCORING	TDRU	PA	RT	PAT	FG	S	TP
Del Greco	0	0	0	0	32/32	27/35	0 113
McNair	8	8	0	0	0	0	48
E. George	7	6	1	0	0	0	44
Wycheck	4	0	4	0	0	0	25
Davis	4	0	4	0	0	0	24
Sanders	3	0	3	0	0	0	18
Thomas	3	3	0	0	0	0	18
Robertson	2	0	2	0	0	0	12
Kent	1	0	1	0	0	0	6
D. Lewis	1	0	1	0	0	0	6
Norgard	1	0	1	0	0	0	6
Russell	1	0	1	0	0	0	6
D. Walker	1	0	1	0	0	0	6
Oilers	36	17	15	7	32/32	27/35	0 333
Opponents	35	12	21	2	34/34	22/30	0 310

**2-point conversions:** E. George, Wycheck  
Oilers 2-4, Opponents 0-1

PASSING	ATT	CMP	PCT	YARDS	YDS/ATT	TD	INT	LG	SK/YDS	RATING
McNair	415	216	52.0	2665	6.42	14	13	85t	31/190	70.4
Krieg	2	1	50.0	2	1.0	0	0	2	0/0	56.3
Ritchey	2	2	100.0	15	7.5	0	0	11	1/9	97.9
Davis	1	1	100.0	22	22.0	1	0	22t	0/0	158.3
Oilers	420	220	52.4	2704	6.44	15	13	55t	32/199	71.6
Opponents	543	321	59.1	3898	7.18	21	14	59t	35/240	83.4

RUSHING	NO	YDS	AVG	LG	TD
E. George	357	1399	3.9	30	6
McNair	101	674	6.7	47	8
Thomas	67	310	4.6	25t	3
Harmon	8	30	3.8	14	0
Roby	1	12	12.0	12	0
Ritchey	1	6	6.0	6	0
Krieg	4	-2	-0.5	0	0
Mason	1	-7	-7.0	-7	0
Sanders	1	-8	-8.0	-8	-
Oilers	541	2414	4.5	47	17
Opponents	414	1573	3.8	77t	12

RECEIVING	NO	YDS	AVG	LG	TD
Wycheck	63	748	11.9	42	4
Davis	43	564	13.1	46	4
Sanders	31	498	16.1	55t	3
Harmon	16	189	11.8	27	0
Mason	14	186	13.3	38	0
Thomas	14	111	7.9	22	0
Roan	12	159	13.3	26	0
Russell	12	141	11.8	23	1
E. George	7	44	6.3	15	1
Kent	6	55	9.2	19	1
R. Lewis	1	7	7.0	7	0
Norgard	1	-2	-2.0	2t	1
Oilers	220	2704	12.3	55t	15
Opponents	321	3898	12.1	59t	21

INTERCEPTIONS	NO	YDS	AVG	LG	TD
Robertson	5	127	25.4	48	0
D. Lewis	5	115	23.0	47t	1
D. Walker	2	53	26.5	39t	1
R. Jones	1	24	24.0	24	0
Bowden	1	9	9.0	9	0
Bishop	0	0	0.0	0	0
Oilers	14	328	23.4	48	2
Opponents	13	48	3.7	24	0

PUNTING	NO	YDS	AVG	NET	TB	IN	LG	B
Roby	73	3049	41.8	35.6	1	25	59	0
Del Greco	1	32	32.0	12.0	1	0	32	0
Oilers	74	3081	41.6	35.3	2	25	59	0
Opponents	69	3007	43.6	38.0	7	22	64	0

PUNT RETURNS	NO	FC	YDS	AVG	LG	TD
Gray	17	10	144	8.5	30	0
Mason	13	3	95	7.3	29	0
Archie	1	0	5	5.0	5	0
Robertson	1	0	0	0.0	0	0
Oilers	32	13	244	7.6	30	0
Opponents	36	23	430	11.9	52	0

KICKOFF RETURNS	NO	YDS	AVG	LG	TD
Mason	26	551	21.2	54	0
Thomas	17	346	20.4	33	0
Gray	8	185	23.1	33	0
Archie	2	24	12.0	15	0
Roan	2	20	10.0	12	0
Harmon	1	16	16.0	16	0
Layman	1	5	5.0	5	0
Wycheck	1	-3	-3.0	3	0
Oilers	58	1150	19.8	54	0
Opponents	71	1528	21.5	51	0

FIELD GOALS	1-19	20-29	30-39	40-49	50+
Del Greco	2/2	6/6	10/11	7/14	2/2
Oilers	2/2	6/6	10/11	7/14	2/2
Opponents	0/0	7/9	8/9	7/11	0/1

Del Greco: (30G, 37G, 33G) (24G, 37G, 43N) (45G, 41N) (43N, 37G, 47G, 26G) (37G, 43G) (40N, 47G, 45G, 19G) (1) (52G, 42G) (33N, 36G, 41N) (31G, 44N) (41N, 35G) (51G) (29G, 19G) (1) (25G, 40G) (34G, 29G, 26G)

**Opponents:** (46N) (25N, 23G, 22G, 29G) (3 B G, 4 6 N, 4 2 G, 4 9 G, 3 4 G, 3 6 G) (48N, 48G, 25G, 44G) (38G) (1) (43N) (1) (30G, 30G, 37G) (42G, 40G) (23G) (36B) (1) (26G, 40G) (50B, 27B) (23G, 36G)

**SACKS**  
Holmes 7.0, G. Walker 7.0, Ford 5.0, Bowden 2.5, Lyons 2.5, Evans 2.0, Hall 2.0, Robertson 2.0, Bishop 1.5, S. Jackson 1.0, L. Jones 1.0, Marts 1.0, Stewart 0.5  
**Oilers 35.0, Opponents 32.0**

**TACKLES (Solo, Assists, Total)**  
Wortham (61-36-97), Bowden (53-31-84), Bishop (68-14-82), D. Walker (56-12-68), Robertson (44-18-62), Lewis (48-11-59), Ford (38-12-50), Marts 39-11-50), G. Walker 31-13-44), Jackson (34-7-41), Cook (25-8-33), Holmes (28-5-33), Stewart (26-6-32), Evans (23-3-26), L. Jones (21-5-26), Roberson (16-9-25), Lyons (12-8-20), Barnes (9-2-11), Dorsett (5-3-8), Hall (6-2-8), Robinson (7-1-8), McCullough (4-0-4), Haiapin (3-0-3), R. Jones (2-0-2), Killens (1-0-1), Thomas (1-0-1)  
**Oilers: (661-217-878)**

**USUAL STARTING LINEUP**

**OFFENSE**

WR Chris Sanders (81)  
LT Brad Hopkins (72)  
**LG Bruce Matthews (74)**  
C Mark Stepnoski (53)  
RG Kevin Donnalley (77)  
RT Jon Runyan (75)  
TE Frank Wycheck (88)  
WR Willie Davis (84)  
QB Steve McNair (9)  
**RB Eddie George (27)**  
HB Michael Roan (80)

**DEFENSE**

LE Anthony Cook (78)  
LT Gary Walker (96)  
RT Henry Ford (92)  
RE James Roberson (90)  
LLB Joe Bowden (58)  
MLB Barron Wortham (52)  
RLB Lonnie Marts (56)  
LCB Denard Walker (29)  
RCB Darryll Lewis (25)  
**SS Blaine Bishop (23)**  
FS Marcus Robertson (31)

**SPECIALISTS**

K Al Del Greco (3)  
P Reggie Roby (7)

Pro Bowl  
All-Pro



**Eddie George**

**GM:** Floyd Reese; **Head Coach:** Jeff Fisher

**Asst. Coaches:** Les Steckel (off. coord./OB), Gregg Williams (def. coord.), Bart Andrus (off. asst./qual. control), Greg Brown (DB), O'Neill Gilbert (LB), Jerry Gray (def. asst./qual. control), George Henshaw (off. line/TE), Alan Lowry (WR), Mike Munchak (OL), Rex Norris (DL), Russ Purnell (ST), Sherman Smith (RB), Steve Watterson (strength & rehab.)

Front Office  
Coaching Staff  
Players  
Rookies  
2007 Season  
Records  
Playoff History  
Sidelines

## USUAL LINEUP

### Offense

WR 81	Chris Sanders
LT 72	Brad Hopkins
LG 74	Bruce Matthews
C 53	Mark Stepnoski
RG 77	Kevin Donnalley
RT 75	Irv Eatman
TE 88	Roderick Lewis
WR 86	Willie Davis
QB 12	Chris Chandler (12)
9	Steve McNair (4)
RB 27	Eddie George
HB 89	Frank Wycheck

### Defense

LE 78	Anthony Cook
LT 96	Gary Walker
RT 92	Henry Ford
RE 99	Robert Young
LLB 58	Joe Bowden
MLB 52	Barron Wortham
RLB 56	Michael Barrow
LCB 28	Cris Dishman
RCB 29	Darryll Lewis
SS 23	Blaine Bishop
FS 31	Marcus Robertson

K 3	Al Del Greco
P 7	Reggie Roby

### OILERS LEADERS

<i>Rushing</i>	Eddie George 335-1368, 8 TD
<i>Receiving</i>	Frank Wycheck 53-511, 6 TD
<i>Passing</i>	Chris Chandler 320-184, 2099 yds. 11 INT, 16 TD
<i>Scoring</i>	Al Del Greco 131, 35 PAT, 32 FG
<i>Punt Ret.</i>	Mel Gray 22-205, 0 TD
<i>Kick Ret.</i>	Mel Gray 50-1224, 0 TD
<i>Punting</i>	Reggie Roby 67-2973, 44.4 avg.
<i>Ints.</i>	Darryll Lewis 5-103, 1 TD
<i>Tackles</i>	Blaine Bishop 109 (73 solo)
<i>QB Sacks</i>	Anthony Cook 7.5

## AMERICAN FOOTBALL CONFERENCE

### EASTERN DIVISION

	W	L	T	Pct.
New England	11	5	0	.688
* Buffalo	10	6	0	.625
* Indianapolis	9	7	0	.563
Miami	8	8	0	.500
N.Y. Jets	1	15	0	.063

### CENTRAL DIVISION

	W	L	T	Pct.
Pittsburgh	10	6	0	.625
* Jacksonville	9	7	0	.563
Cincinnati	8	8	0	.500
Houston	8	8	0	.500
Baltimore	4	12	0	.250

### WESTERN DIVISION

	W	L	T	Pct.
Denver	13	3	0	.813
Kansas City	9	7	0	.563
San Diego	8	8	0	.500
Oakland	7	9	0	.438
Seattle	7	9	0	.438

\* Wild Card for Playoffs

Won 8, Lost 8  
Third (Tied)—Central Division  
Head Coach: Jeff Fisher

### Preseason (2-2)

8/3	N.Y. Jets (Jackson, MS)	.....31	13
8/10	INDIANAPOLIS	.....16	12
8/16	DETROIT	.....23	34
8/24	Dallas (Orlando, FL)	.....19	24

### Regular Season (8-8)

9/1	KANSAS CITY	L	19-20	27,725
9/8	at Jacksonville	W	34-27	66,468
9/15	BALTIMORE	W	29-13	20,082
9/22	BYE			
9/29	at Pittsburgh	L	16-30	58,608
10/6	at Cincinnati	W	30-27*	44,680
10/13	at Atlanta	W	23-13	35,401
10/20	PITTSBURGH	W	23-13	50,337
10/27	SAN FRANCISCO	L	9-10	53,664
11/3	at Seattle	L	16-23	36,320
11/10	at New Orleans	W	31-14	34,121
11/17	MIAMI	L	20-23	47,358
11/24	CAROLINA	L	6-31	20,107
12/1	at N.Y. Jets	W	35-10	21,731
12/8	JACKSONVILLE	L	17-23	20,196
12/15	CINCINNATI	L	13-21	15,131
12/22	at Baltimore	W	24-21	52,704

\* overtime

### TEAM STATISTICS

	Hou.	Avg.	Opp.	Avg.
Total Yds.	5048	315.5	4610	288.1
Rush Yds.	1950	121.9	1385	86.6
Pass Yds.	3098	193.6	3225	201.6
Points	345	21.6	319	19.9

### HONORS

#### Pro Bowl

Blaine Bishop, Bruce Matthews, John Henry Mills, Mark Stepnoski

#### All-Rookie

Eddie George  
Offensive Rookie of Year  
Eddie George

## NATIONAL FOOTBALL CONFERENCE

### EASTERN DIVISION

	W	L	T	Pct.
Dallas	10	6	0	.625
* Philadelphia	10	6	0	.625
Washington	9	7	0	.563
Arizona	7	9	0	.438
N.Y. Giants	6	10	0	.375

### CENTRAL DIVISION

	W	L	T	Pct.
Green Bay	13	3	0	.813
* Minnesota	9	7	0	.563
Chicago	7	9	0	.438
Tampa Bay	6	10	0	.375
Detroit	5	11	0	.313

### WESTERN DIVISION

	W	L	T	Pct.
Carolina	12	4	0	.750
* San Francisco	12	4	0	.750
St. Louis	6	10	0	.375
Atlanta	3	13	0	.188
New Orleans	3	13	0	.188

\* Wild Card for Playoffs

Front Office

Coaching Staff

Players

Rookies

2007 Season

Records

History

Playoff History

Sidelines

Head Coach: Jeff Fisher

Postseason: 0-0

Standings: 3rd AFC Central (tied)

DATE	OPPONENT	SCORE	WL	ATT
Sep. 1	KANSAS CITY	19-20	L	27,725
Sep. 8	at Jacksonville	34-27	W	66,468
Sep. 15	BALTIMORE	29-13	W	20,082
Sep. 22	BYE			
Sep. 29	at Pittsburgh	16-30	L	58,608
Oct. 6	at Cincinnati	30-27	W	44,680
Oct. 13	at Atlanta	23-13	W	35,401
Oct. 20	PITTSBURGH	23-13	W	50,337
Oct. 27	SAN FRANCISCO	9-10	L	53,664
Nov. 3	at Seattle	16-23	L	36,320
Nov. 10	at New Orleans	31-14	W	34,121
Nov. 17	MIAMI	20-23	L	47,358
Nov. 24	CAROLINA	6-31	L	20,107
Dec. 1	at NY Jets	35-10	W	21,731
Dec. 8	JACKSONVILLE	17-23	L	20,196
Dec. 15	CINCINNATI	13-21	L	15,131
Dec. 22	at Baltimore	24-21	W	52,704
* overtime				

**OILERS OPP**

TOTAL FIRST DOWNS	287	271
Rushing	110	78
Passing	157	169
Penalty	20	24
3rd Down: Made/Att	79/206	70/199
3rd Down Pct.	38.3	35.2
4th Down: Made/Att	7/11	4/12
4th Down Pct.	63.6	33.3
POSSESSIVE AVG.	32.02	27.58
TOTAL NET YARDS	5048	4610
Avg. Per Game	315.5	288.1
Total Plays	972	956
Avg. Per Play	5.2	4.8
NET YARDS RUSHING	1950	1385
Avg. Per Game	121.9	86.6
Total Rushes	475	397
NET YARDS PASSING	3098	3225
Avg. Per Game	193.6	201.6
Sacked/Yards Lost	34/198	35/242
Gross Yards	3296	3467
Att./Comp.	463/272	524/312
Completion Pct.	58.7	59.5
Had Intercepted	15	12
PUNTS/AVERAGE	68/43.7	75/41.0
NET PUNTING AVG.	68/38.0	75/35.1
PENALTIES/YARDS	91/812	88/672
FUMBLE/BALL LOST	26/15	29/14
TOUCHDOWNS	35	35
Rushing	12	5
Passing	22	24
Returns	1	6

BY PERIODS	1	2	3	4	OTPTS
Oilers	105	79	67	91	3 345
Opponents	64	78	48	129	0 319

SCORING	TD	PA	RT	PAT	FG	S	TP
Del Greco	0	0	0	0	35/35	32/38	0 131
George	8	8	0	0	0	0	0 48
Davis	6	0	6	0	0	0	0 36
Wycheck	6	0	6	0	0	0	0 36
Sanders	4	0	4	0	0	0	0 24
Harmon	3	1	2	0	0	0	0 18
McNair	2	2	0	0	0	0	0 12
Russell	2	0	2	0	0	0	0 12
Floyd	1	0	1	0	0	0	0 6
D. Lewis	1	0	1	0	0	0	0 6
Norgard	1	0	1	0	0	0	0 6
Thomas	1	1	0	0	0	0	0 6
Jackson	0	0	0	0	1	2	0 6
Team	0	0	0	0	1	2	0 6
Oilers	35	12	22	1	35/35	32/38	2 345
Opponents	35	5	24	6	32/32	25/33	0 319

2-point conversions: Oilers 0-0, Opponents 1-3

RUSHING	NO	YDS	AVG	LG	TD
George	335	1368	4.1	76	8
McNair	31	169	5.5	24	2
Thomas	49	151	3.1	24	1
Harmon	29	131	4.5	25	1
Chandler	28	113	4.0	16	0
Davis	1	15	15.0	15	0
Wycheck	2	3	1.5	3	0
Oilers	475	1950	4.1	76	12
Opponents	397	1385	3.5	26	5

RECEIVING	NO	YDS	AVG	LG	TD
Wycheck	53	511	9.6	29	6
Sanders	48	882	18.4	83	4
Harmon	42	488	11.6	43	2
Davis	39	464	11.9	49	6
Russell	34	421	12.4	29	2
George	23	182	7.9	17	0
Thomas	13	128	9.8	33	0
Floyd	10	145	14.5	63	1
R. Lewis	7	50	7.1	18	0
Wilson	2	24	12.0	14	0
Norgard	1	1	1.0	1	1
Oilers	272	3296	12.1	83	22
Opponents	312	3467	11.1	86	24

INTERCEPTIONS	NO	YDS	AVG	LG	TD
D. Lewis	5	103	20.6	53	1
Robertson	4	44	11.0	27	0
Dishman	1	7	7.0	7	0
Bishop	1	6	6.0	6	0
Robinson	1	2	2.0	2	0
Oilers	12	162	13.5	53	1
Opponents	15	222	14.8	42	3

PUNTING	NO	YDS	AVG	NET	TB	IN	LG	B
Roby	67	2973	44.4	38.0	7	25	68	1
Oilers	68	2973	43.7	38.0	7	25	68	1
Opponents	75	3073	41.0	35.1	8	16	62	0

PUNT RETURNS	NO	FC	YDS	AVG	LG	TD
Gray	22	15	205	9.3	40	0
Floyd	7	3	74	10.6	32	0
Oilers	29	18	279	9.6	40	0
Opponents	31	14	251	8.1	46	0

KICKOFF RETURNS	NO	YDS	AVG	LG	TD
Gray	50	1224	24.5	88	0
Thomas	5	80	16.0	35	0
Harmon	4	69	17.3	20	0
Archie	2	24	12.0	13	0
McKeehan	2	6	3.0	6	0
Wycheck	2	5	2.5	5	0
Roan	1	13	13.0	13	0
Oilers	66	1421	21.5	88	0
Opponents	78	1675	21.5	47	0

FIELD GOALS	1-19	20-29	30-39	40-49	50-59
Del Greco	0/0	7/7	14/16	10/12	1/3
Oilers	0/0	7/7	14/16	10/12	1/3
Opponents	0/0	6/7	13/16	6/9	0/1

Del Greco: (34G, 44G, 33G, 22G, 55N) (32G, 29G) (41G, 44G) (47N) (40G, 32G, 49G) (51N, 27G, 35G, 33G) (22G, 32G, 48G) (38G, 56G, 39G) (35G, 36G, 45G, 37B) (25G) (30G, 33G) (24G, 45G) (1) (44N, 27G) (46G, 34N, 42G) (37G)  
Opponents: (35G, 43G) (38G, 37G, 31N) (1) (33G, 38G, 36G) (42G, 31G, 40G) (1) (26G, 38N, 29G) (27G) (25G, 35G, 47N, 44G, 23N) (29G, 49G) (39N, 34G, 44G, 29G) (49G) (30G) (51N, 34G, 38G, 31G) (47N) (1)

SACKS	
Cook	7.5
Barrow	6.0
Walker	5.5
Young	4.0
Bowden	3.0
Robertson	3.0
Jackson	2.0
Wortham	2.0
Ford	1.0
Mix	1.0
Oilers	35.0
Opponents	34.0

TACKLES (Solo, Assists, Total)	
Bishop	(73-36-109)
Barrow	(67-39-106)
Robertson	(57-25-82)
Wortham	(49-29-78)
Bowden	(46-27-73)
D. Lewis	(56-13-69)
Dishman	(42-15-57)
Jackson	(36-9-45)
Walker	(30-15-45)
Cook	(25-19-44)
Ford	(24-15-39)
Robinson	(22-9-31)
Young	(12-11-26)
Robertson	(14-12-26)
L. Jones	(15-12-14)
Evans	(4-7-11)
Mix	(6-2-8)
Mills	(3-5)
Stewart	(5-0-5)
Cole	(4-0-4)
Barnes	(3-1-4)
Halapin	(2-0-2)
Burton	(1-0-1)
A. Smith	(0-1-1)
Oilers	(596-289-885)

**USUAL STARTING LINEUP**

- OFFENSE**  
 WR Chris Sanders (81)  
 LB Brad Hopkins (72)  
 LT Bruce Matthews (74)  
 C Mark Stepnoski (53)  
 RG Kevin Donnalley (77)  
 RT Irv Eatman (75)  
 TE Roderick Lewis (88)  
 WR Willie Davis (86)  
 QB Chris Chandler (12)  
 Steve McNair (9)  
 RB Eddie George (27)  
 FB Frank Wycheck (89)

- DEFENSE**  
 LE Anthony Cook (78)  
 LT Gary Walker (96)  
 RT Henry Ford (92)  
 RE Robert Young (99)  
 LLB Joe Bowden (58)  
 MLB Barron Wortham (52)  
 RLB Micheal Barow (56)  
 RCB Chris Dishman (28)  
 LCB Darryl Lewis (29)  
 SS Blaine Bishop (23)  
 FS Marcus Robertson (31)

**SPECIALISTS**

- K Al Del Greco (3)  
 P Reggie Roby (7)

**ADDITIONAL PRO BOWL**  
 John Henry Mills

Pro Bowl  
 All-Pro



Eddie George

PASSING	ATT	CMP	PCT	YARDS	YDS/ATT	TD	INT	LG	SK/YDS	RATING
Chandler	320	184	57.5	2099	6.56	16	11	63	25/153	79.7
McNair	143	88	61.5	1197	8.37	6	4	83	9/45	90.6
Oilers	463	272	58.7	3296	7.12	22	15	83	34/198	83.0
Opponents	524	312	59.5	3467	6.62	24	12	86	35/242	85.0

GM: Floyd Reese; Head Coach: Jeff Fisher

Asst. Coaches: Jerry Rhome (off. coord.), Steve Sidwell (def. coord.), Dick Coury (off. asst./passing game), Alan Lowry (def. asst./qual. control), Mike Munchach (off. asst./qual. control), Rex Norris (DL), Rod Perry (DL), Russ Purnell (ST), Warren "Rennie" Simmons (OL), Sherman Smith (RB), Les Steckel (WR/TE), Steve Watterson (strength & rehab.), Gregg Williams (LB)

Front Office  
 Coaching Staff  
 Players  
 Rookies  
 2007 Season  
 Records  
 History  
 Playoff History  
 Sidelines

## USUAL LINEUP

### Offense

WR	84	Haywood Jeffries
LT	72	Brad Hopkins
LG	74	Bruce Matthews
C	53	Mark Stepnoski
RG	77	Kevin Donnalley
RT	73	David Williams (9)
	75	Irv Eatman (7)
TE	89	Frank Wycheck
WR	81	Chris Sanders
QB	12	Chris Chandler
RB	20	Rodney Thomas
HB	48	Todd McNair

### Defense

LE	90	Kenny Davidson (12)
	78	Anthony Cook (4)
LT	96	Gary Walker (9)
	79	Ray Childress (6)
RT	94	Glenn Montgomery
RE	92	Henry Ford
LLB	50	Eddie Robinson
MLB	56	Micheal Barrow
RLB	58	Joe Bowden
LCB	28	Cris Dishman
RCB	29	Darryll Lewis
SS	23	Blaine Bishop
FS	26	Chuck Cecil

K	3	Al Del Greco
P	16	Rich Camarillo

Won 7, Lost 9  
Second (Tied)—Central Division  
Head Coach: Jeff Fisher

### Preseason (0-3)

8/5	ARIZONA	.....	13	16
8/12	Washington (Knoxville, TN) (OT)	.....	13	16
8/19	SAN DIEGO	.....	Canceled by NFL	
8/26	Dallas (San Antonio, TX)	.....	0	10

### Regular Season (7-9)

9/3	at Jacksonville	W	10-3	72,363
9/10	PITTSBURGH	L	17-34	44,122
9/17	CLEVELAND	L	7-14	36,077
9/24	at Cincinnati	W	38-28	46,332
10/1	JACKSONVILLE	L	16-17	36,346
10/8	at Minnesota	L	17-23*	56,430
10/15	BYE			
10/22	at Chicago	L	32-35	63,545
10/29	TAMPA BAY	W	19-7	31,489
11/5	at Cleveland	W	37-10	57,881
11/12	CINCINNATI	L	25-32	32,998
11/19	at Kansas City	L	13-20	77,576
11/26	DENVER	W	42-33	36,113
12/3	at Pittsburgh	L	7-21	56,013
12/10	DETROIT	L	17-24	35,842
12/17	N.Y. JETS	W	23-6	35,873
12/24	at Buffalo	W	28-17	45,253

\* overtime

### TEAM STATISTICS

	Hou.	Avg.	Opp.	Avg.
Total Yds.	4905	306.6	4651	290.7
Rush Yds.	1664	104.0	1526	95.4
Pass Yds.	3241	202.6	3125	195.3
Points	348	21.8	324	20.3

### HONORS

#### Pro Bowl

Blaine Bishop, Darryll Lewis,  
Bruce Matthews,  
Mark Stepnoski  
All-Rookie  
Chris Sanders, Gary Walker

### OILERS LEADERS

Rushing	Rodney Thomas 251-947, 5 TD
Receiving	Haywood Jeffries 61-684, 8 TD
Passing	Chris Chandler 356-225, 2460 yds. 10 INT, 17 TD
Scoring	Al Del Greco 114, 33 PAT, 27 FG
Punt Ret.	Mel Gray 30-303, 0 TD
Kick Ret.	Mel Gray 53-1183, 0 TD
Punting	Rich Camarillo 77-3165, 41.1 avg.
Ints.	Darryll Lewis 6-145, 1 TD
Tackles	Blaine Bishop 97 (75 solo)
QB Sacks	Anthony Cook 4.5; Henry Ford 4.5

## AMERICAN FOOTBALL CONFERENCE

### EASTERN DIVISION

	W	L	T	PCT.
Buffalo	10	6	0	.625
* Indianapolis	9	7	0	.563
* Miami	9	7	0	.563
New England	6	10	0	.375
N.Y. Jets	3	13	0	.188

### CENTRAL DIVISION

	W	L	T	Pct.
Pittsburgh	11	5	0	.688
Cincinnati	7	9	0	.438
Houston	7	9	0	.438
Cleveland	5	11	0	.313
Jacksonville	4	12	0	.250

### WESTERN DIVISION

	W	L	T	Pct.
Kansas City	13	3	0	.813
* San Diego	9	7	0	.563
Seattle	8	8	0	.500
Denver	8	8	0	.500
Oakland	8	8	0	.500

\* Wild Card for Playoffs

## NATIONAL FOOTBALL CONFERENCE

### EASTERN DIVISION

	W	L	T	Pct.
Dallas	12	4	0	.750
* Philadelphia	10	6	0	.625
Washington	6	10	0	.375
N.Y. Giants	5	11	0	.313
Arizona	4	12	0	.250

### CENTRAL DIVISION

	W	L	T	Pct.
Green Bay	11	5	0	.688
* Detroit	10	6	0	.625
Chicago	9	7	0	.563
Minnesota	8	8	0	.500
Tampa Bay	7	9	0	.438

### WESTERN DIVISION

	W	L	T	Pct.
San Francisco	11	5	0	.688
* Atlanta	9	7	0	.563
St. Louis	7	9	0	.438
Carolina	7	9	0	.438
New Orleans	7	9	0	.438

\* Wild Card for Playoffs

Front Office

Coaching Staff

Players

Rookies

2007 Season

Records

History

Playoff History

Sidelines

Head Coach: Jeff Fisher

Postseason: 0-0

Standings: 2nd AFC Central (tied)

DATE	OPPONENT	SCORE	WL	ATT
Sep. 3	at Jacksonville	10-3	W	72,363
Sep. 10	PITTSBURGH	17-34	L	44,122
Sep. 17	CLEVELAND	7-14	L	36,077
Sep. 24	at Cincinnati	38-28	W	46,332
Oct. 1	JACKSONVILLE	16-17	L	36,346
Oct. 8	at Minnesota	17-23*	L	56,430
Oct. 15	BYE			
Oct. 22	at Chicago	32-35	L	63,545
Oct. 29	TAMPA BAY	19-7	W	31,489
Nov. 5	at Cleveland	37-10	W	57,881
Nov. 12	CINCINNATI	25-32	L	32,998
Nov. 19	at Kansas City	13-20	L	77,576
Nov. 26	DENVER	42-33	W	36,113
Dec. 3	at Pittsburgh	7-21	L	56,013
Dec. 10	DETROIT	17-24	L	35,842
Dec. 17	NY JETS	23-6	W	35,873
Dec. 24	at Buffalo	28-17	W	45,253

\*overtime

	OILERS	OPP
TOTAL FIRST DOWNS	295	267
Rushing	109	85
Passing	157	157
Penalty	29	25
3rd Down: Made/Att	99/228	71/212
3rd Down Pct.	43.4	33.5
4th Down: Made/Att	7/12	5/15
4th Down Pct.	58.3	33.3
POSSESSION AVG.	32:12	27:48
TOTAL NET YARDS	4905	4651
Avg. Per Game	306.6	290.7
Total Plays	1046	983
Avg. Per Play	4.7	4.7
NET YARDS RUSHING	1664	1526
Avg. Per Game	104.0	95.4
Total Rushes	478	400
NET YARDS PASSING	3241	3125
Avg. Per Game	202.6	195.3
Sacked/Yards Lost	32/271	30/200
Gross Yards	3512	3325
Att./Comp.	536/314	553/289
Completion Pct.	58.6	52.3
Had Intercepted	18	21
PUNTS/AVERAGE	79/40.3	86/42.4
NET PUNTING AVG.	79/34.6	86/36.1
PENALTIES/YARDS	98/791	118/962
FUMBLES/BALL LOST	36/20	28/17
TOUCHDOWNS	38	38
Rushing	12	11
Passing	22	24
Returns	4	3

BY PERIODS	1	2	3	4	OTPTS
Oilers	70	103	85	90	0 348
Opponents	83	98	36	101	6 324

SCORING	TD RU	PA	PAT	FG	S	TP
Del Greco	0	0	0	33/33	27/31	0 114
Sanders	9	0	9	0	0	0 54
Jeffries	8	0	8	0	0	0 48
R. Thomas	7	5	2	0	0	0 44
Butts	4	4	0	0	0	0 24
Chandler	2	2	0	0	0	0 14
Wycheck	2	1	1	0	0	0 12
Bishop	1	0	1	0	0	0 6
Cecil	1	0	1	0	0	0 6
D. Lewis	1	0	1	0	0	0 6
T. McNair	1	0	1	0	0	0 6
Robinson	1	0	1	0	0	0 6
Seaborn	1	0	1	0	0	0 6
Cook	0	0	0	0	1	2
Oilers	38	12	22	4	33/33	27/31 1 348
Opponents	38	11	24	3	35/35	19/24 2 324

2-point conversions: Chandler, R. Thomas  
Oilers 2-5, Opponents 0-2

PASSING	ATT	CMP	PCT	YARDS	YDS/ATT	TD	INT	LG	SK/YDS	RATING
Chandler	356	225	63.2	2460	6.91	17	10	76t	21/173	87.8
Furrer	99	48	48.5	483	4.88	2	7	48	5/35	40.1
McNair	80	41	51.3	569	7.11	3	1	53	6/63	81.7
Camarillo	1	0	0.0	0	0.0	0	0	0	0/0	39.6
Oilers	536	314	58.6	3512	6.55	22	18	76t	32/271	77.9
Opponents	553	289	52.3	3325	6.01	24	21	76t	30/200	69.3

RUSHING	NO	YDS	AVG	LG	TD
R. Thomas	251	947	3.8	74t	5
Brown	86	293	3.4	21	0
Butts	71	185	2.6	9	4
T. McNair	19	136	7.2	22	0
Chandler	28	58	2.1	9	2
S. McNair	11	38	3.5	13	0
Furrer	8	20	2.5	11	0
Hannah	1	5	5.0	5	0
Wycheck	1	1	1.0	11	1
Sanders	2	-19	-9.5	-6	0
Oilers	478	1664	3.5	74t	12
Opponents	400	1526	3.8	60t	11

RECEIVING	NO	YDS	AVG	LG	TD
Jeffries	61	684	11.2	35t	8
T. McNair	60	501	8.4	25	1
Wycheck	40	471	11.8	36t	1
R. Thomas	39	204	5.2	19	2
Sanders	35	823	23.5	76t	9
Russell	24	321	13.4	57	0
R. Lewis	16	116	7.3	16	0
Seaborn	12	167	13.9	34	0
Hannah	10	142	14.2	42	0
Roan	8	46	5.8	11	0
Brown	6	16	2.7	7	0
Butts	2	10	5.0	10	0
Lundy	1	11	11.0	11	0
Oilers	314	3512	11.2	76t	22
Opponents	289	3325	11.5	76t	24

INTERCEPTIONS	NO	YDS	AVG	LG	TD
D. Lewis	6	145	24.2	98t	1
Cecil	3	35	11.7	20t	1
Dishman	3	17	5.7	17	0
Barnes	2	6	3.0	6	0
Harris	2	0	0.0	0	0
Jackson	2	0	0.0	0	0
Bishop	1	62	62.0	62t	1
Robinson	1	49	49.0	49t	1
Davidson	1	3	3.0	3	0
Oilers	21	317	15.1	98t	4
Opponents	18	265	14.7	32t	1

PUNTING	NO	YDS	AVG	NET	TB	IN	LG	B
Camarillo	77	3165	41.1	34.8	8	26	60	1
Del Greco	1	15	15.0	15.0	0	0	15	0
Oilers	79	3180	40.3	34.6	8	26	60	1
Opponents	86	3645	42.4	36.1	10	29	58	0

PUNT RETURNS	NO	FC	YDS	AVG	LG	TD
Gray	30	20	303	10.1	20	0
Hannah	5	1	36	7.2	11	0
Oilers	35	21	339	9.7	20	0
Opponents	35	17	288	8.2	72t	1

KICKOFF RETURNS	NO	YDS	AVG	LG	TD
Gray	53	1183	22.3	54	0
R. Thomas	3	48	16.0	23	0
Butts	2	14	7.0	14	0
Lundy	2	28	14.0	17	0
Barnes	1	-4	-4.0	-4	0
Bowden	1	6	6.0	6	0
R. Lewis	1	5	5.0	5	0
Worham	1	3	-3.0	-3	0
Oilers	64	1277	20.0	54	0
Opponents	78	1467	18.8	47	0

FIELD GOALS	1-19	20-29	30-39	40-49	50+
Del Greco	3/3	3/3	8/8	10/12	3/5
Oilers	3/3	3/3	8/8	10/12	3/5
Opponents	0/0	7/7	5/7	6/8	1/2

Del Greco: (19G) (43G) (41N)  
(29G,53G,32G,52N) (19G,50G,44G)

(46N,39G) (19G,45G,41G,50N,39G)  
(44G,45G,37G) (40G,34G,34G,23G) ( ) ( )  
(147G) (49G,53G,24G) (39G,33G)  
**Opponents:** (36N,26G) (42G,30G) ( ) ( )  
(22G) (38G) (28G,22G,47G,35G) (38N)  
(50N,20G) (33G,49G,27G) (47G,21G)  
(56G,48G,35G) ( ) (36G,49N) ( ) (44G)

### SACKS

Cook 4.5, Ford 4.5, Robinson 3.5, Barrow 3.0,  
Walker 2.5, Davidson 2.0, Montgomery 2.0,  
Bishop 1.5, McGhee 1.5, Bowden 1.0,  
Childress 1.0, Jackson 1.0, D. Lewis 1.0,  
Worham 1.0  
**Oilers 30.0, Opponents 32.0**

### TACKLES (Solo, Assists, Total)

Bishop (75-22-97), Barrow (54-32-86),  
Robinson (48-24-72), Cecil (44-16-60), D.  
Lewis (50-8-58), Dishman (48-10-58),  
Bowden (38-13-51), Montgomery (26-20-46),  
Ford (27-16-43), Worham (23-15-38),  
Walker (22-10-32), Davidson (16-16-32),  
Barnes (21-2-23), Cook (13-9-22), Jackson  
(17-4-21), O. Harris (10-9-19), Veasey (14-3-  
17), Childress (8-7-15), A. Smith (5-2-7),  
McGhee (4-3-7), T. Hunter (6-0-6), Evans (2-  
1-3), Robertson (2-0-2), Hall (1-1-2), Logan  
(1-0-1)  
**Oilers:(575-243-818)**

### USUAL STARTING LINEUP

**OFFENSE**  
WR Hayward Jeffries (84)  
LT Brad Hopkins (72)  
**LG Bruce Matthews (74)**  
**C Mark Stepanoski (53)**  
RG Kevin Donnalley (77)  
RT David Williams (73)  
Irv Eatman (75)  
TE Frank Wycheck (89)  
WR Chris Sanders (81)  
QB Chris Chandler (12)  
RB Rodney Thomas (20)  
FB Todd McNair (48)

**DEFENSE**  
LE Kenny Davidson (90)  
Anthony Cook (78)  
LT Gary Walker (86)  
Ray Childress (79)  
RT Glenn Montgomery (94)  
RE Henry Ford (92)  
LLB Eddie Robinson (50)  
MLB Micheal Barrow (56)  
RLB Joe Bowden (58)  
LCB Cris Dishman (28)  
**RCB Darryll Lewis (23)**  
**SS Blaine Bishop (29)**  
FS Chuck Cecil (26)

**SPECIALISTS**  
K Al Del Greco (3)  
P Rich Camarillo (16)

Pro Bowl  
All-Pro



Bruce Matthews

GM: Floyd Reese; Head Coach: Jeff Fisher

Asst. Coaches: Jerry Rhone (off. coord.), Steve Sidwell (def. coord.), Larry Beightol (OL), Dick Coury (off. asst./passing game), Mike Munchak (off. asst./qual. control), Rex Norris (DL), Clancy Pendergast (def. asst./qual. control), Rod Perry (DB), Russ Purnell (ST), Sherman Smith (RB), Les Steckel (WR/TE), Trooper Taylor (minority intern), Steve Watterson (strength & rehab.), Gregg Williams (LB)



## USUAL LINEUP

### Offense

WR	80	Haywood Jeffries
WR	84	Webster Slaughter
LT	72	Brad Hopkins
LG	55	John Flannery
C	74	Bruce Matthews
RG	77	Kevin Donnalley
RT	73	David Williams
TE	85	Pat Carter
WR	81	Ernest Givins
QB	11	Billy Joe Tolliver (7)
	14	Cody Carlson (5)
	7	Bucky Richardson (4)
RB	44	Lorenzo White
	33	Gary Brown

### Defense

LE	90	Kenny Davidson
LT	79	Ray Childress
RT	94	Glenn Montgomery
RE	57	Lamar Lathon
LLB	50	Eddie Robinson
MLB	54	Al Smith
RLB	56	Micheal Barrow
LCB	28	Cris Dishman
RCB	29	Darryll Lewis
SS	23	Blaine Bishop
FS	31	Marcus Robertson

K	3	Al Del Greco
P	16	Rich Camarillo

### OILERS LEADERS

<i>Rushing</i>	Lorenzo White 191-757, 3 TD
<i>Receiving</i>	Slaughter 68-846, 2TD; Jeffries 68-783, 6TD
<i>Passing</i>	Billy Joe Tolliver 240-121, 1287 yds., 7 INT, 6 TD
<i>Scoring</i>	Al Del Greco 66, 18 PAT, 16 FG
<i>Punt Ret.</i>	Ernest Givins 37-210, 1 TD
<i>Kick Ret.</i>	Todd McNair 23-481, 0 TD
<i>Punting</i>	Rich Camarillo 96-4115, 42.9 avg.
<i>Ints.</i>	Darryll Lewis 5-57, 0 TD
<i>Tackles</i>	Al Smith 142 (97 solo)
<i>QB Sacks</i>	Lamar Lathon 8.5

## AMERICAN FOOTBALL CONFERENCE

### EASTERN DIVISION

	W	L	T	Pct.
Miami	10	6	0	.625
* New England	10	6	0	.625
Indianapolis	8	8	0	.500
Buffalo	7	9	0	.438
N.Y. Jets	6	10	0	.375

### CENTRAL DIVISION

	W	L	T	Pct.
Pittsburgh	12	4	0	.750
* Cleveland	11	5	0	.688
Cincinnati	3	13	0	.188
Houston	2	14	0	.125

### WESTERN DIVISION

	W	L	T	Pct.
San Diego	11	5	0	.688
* Kansas City	9	7	0	.563
L.A. Raiders	9	7	0	.563
Denver	7	9	0	.438
Seattle	6	10	0	.375

\* Wild Card for Playoffs

Won 2, Lost 14  
Fourth—Central Division  
Head Coach: Jack Pardee (10 Games)  
Jeff Fisher (6 Games)

### Preseason (2-3)

7/31	at Kansas City	.....	17	24
8/6	San Diego (San Antonio, TX)	.....	31	3
8/15	Dallas (Mexico City)	.....	6	0
8/20	Buffalo (San Antonio, TX)	.....	16	18
8/27	L.A. RAIDERS	.....	23	24

### Regular Season (2-14)

9/4	at Indianapolis	L	21-45	47,372
9/11	at Dallas	L	17-20	64,402
9/18	BUFFALO	L	7-15	55,424
9/25	CINCINNATI	W	20-13	44,253
10/3	at Pittsburgh	L	14-30	57,274
10/9	BYE			
10/13	CLEVELAND	L	8-11	50,364
10/24	at Philadelphia	L	6-21	65,233
10/30	at L.A. Raiders	L	14-17	40,473
11/6	PITTSBURGH	L	9-12*	47,822
11/13	at Cincinnati	L	31-34	54,908
11/21	N.Y. GIANTS	L	10-13	53,201
11/27	at Cleveland	L	10-34	65,088
12/4	ARIZONA	L	12-30	39,821
12/11	SEATTLE	L	14-16	31,453
12/18	at Kansas City	L	9-31	79,319
12/24	N.Y. JETS	W	24-10	31,176

\* overtime

## TEAM STATISTICS

	Hou.	Avg.	Opp.	Avg.
<b>Total Yds.</b>	4481	280.1	4915	307.2
<b>Rush Yds.</b>	1682	105.1	2120	132.5
<b>Pass Yds.</b>	2799	175.0	2795	174.7
<b>Points</b>	226	14.1	352	22.0

## HONORS

### Pro Bowl

Bruce Matthews

## NATIONAL FOOTBALL CONFERENCE

### EASTERN DIVISION

	W	L	T	Pct.
Dallas	12	4	0	.750
N.Y. Giants	9	7	0	.563
Arizona	8	8	0	.500
Philadelphia	7	9	0	.438
Washington	3	13	0	.188

### CENTRAL DIVISION

	W	L	T	Pct.
Minnesota	10	6	0	.625
* Green Bay	9	7	0	.563
* Detroit	9	7	0	.563
* Chicago	9	7	0	.563
Tampa Bay	6	10	0	.375

### WESTERN DIVISION

	W	L	T	Pct.
San Francisco	13	3	0	.813
New Orleans	7	9	0	.438
Atlanta	7	9	0	.438
L.A. Rams	4	12	0	.250

\* Wild Card for Playoffs

**Head Coach:** Jack Pardee (10 games)  
Jeff Fisher (6 games)

**Postseason:** 0-0

**Standings:** 4th AFC Central

DATE	OPPONENT	SCORE	W/L	ATT
Sep. 4	at Indianapolis	21-45	L	47,372
Sep. 11	at Dallas	17-20	L	64,402
Sep. 18	BUFFALO	7-15	L	55,424
Sep. 25	CINCINNATI	20-13	W	44,253
Oct. 3	at Pittsburgh	14-30	L	57,274
Oct. 9	BYE			
Oct. 13	CLEVELAND	8-11	L	50-364
Oct. 24	at Philadelphia	6-21	L	65,233
Oct. 30	at L.A. Raiders	14-17	L	40,473
Nov. 6	PITTSBURGH	9-12*	L	47,822
Nov. 13	at Cincinnati	31-34	L	54,908
Nov. 21	NY GIANTS	10-13	L	53,201
Nov. 27	at Cleveland	10-34	L	65,088
Dec. 4	ARIZONA	12-30	L	39,821
Dec. 11	SEATTLE	14-16	L	31,453
Dec. 18	at Kansas City	9-31	L	79,319
Dec. 24	NY JETS	24-10	W	31,176

	OILERS	OPP
TOTAL FIRST DOWNS	278	275
Rushing	97	112
Passing	158	132
Penalty	23	31
3rd Down: Made/Att	78/224	80/219
3rd Down Pct.	34.8	36.5
4th Down: Made/Att	9/18	3/10
4th Down Pct.	50.0	30.0
POSSESSION AVG.	29:06	30:54
TOTAL NET YARDS	4481	4915
Avg. Per Game	280.1	307.2
Total Plays	1036	971
Avg. Per Play	4.3	5.1
NET YARDS RUSHING	1682	2120
Avg. Per Game	105.1	132.5
Total Rushes	417	540
NET YARDS PASSING	2799	2795
Avg. Per Game	174.9	174.7
Sacked/Yards Lost	65/417	31/168
Gross Yards	3216	2963
Att./Comp.	554/274	400/221
Completion Pct.	49.5	55.3
Had Intercepted	17	14
PUNTS/AVERAGE	96/42.9	82/42.0
NET PUNTING AVG.	96/36.4	82/36.9
PENALTIES/YARDS	115/959	102/807
FUMBLE/BALL LOST	42/25	20/12
TOUCHDOWNS	25	37
Rushing	10	17
Passing	13	18
Returns	2	2

BY PERIODS	1	2	3	4	OT PTS	
Oilers	45	56	25	100	0	226
Opponents	57	122	60	110	3	352

SCORING	TD	RU	PA	PAT	FG	S	TP			
Del Greco	0	0	0	0	18	18	16/20	0	66	
Jeffires	6	0	6	0	0	0	0	0	42	
G. Brown	5	4	1	0	0	0	0	0	30	
White	4	3	1	0	0	0	0	0	24	
Givins	2	0	1	0	0	0	0	0	12	
Slaughter	2	0	2	0	0	0	0	0	12	
Tolliver	2	2	0	0	0	0	0	0	12	
Carter	1	0	1	0	0	0	0	0	6	
Coleman	1	0	1	0	0	0	0	0	6	
Dishman	1	0	0	1	0	0	0	0	6	
Richardson	1	1	0	0	0	0	0	0	6	
R. Brown	0	0	0	0	0	0	0	0	2	
Lathon	0	0	0	0	0	0	0	0	1	2
Oilers	25	10	13	2	18	18	16/20	1	126	
Opponents	37	17	18	2	34	35	30/31	1	152	

**2-point conversions:** Jeffires 3, R. Brown 4  
Oilers 4-7, Opponents 2-2

PASSING	ATT	CMP	PCT	YARDS	YDS/ATT	TD	INT	LG	SK/YDS	RATING
Tolliver	240	121	50.4	1287	5.36	6	7	44	27/166	62.6
Richardson	181	94	51.9	1202	6.64	6	6	76t	23/136	70.3
Carlson	132	59	44.7	727	5.51	1	4	81	15/115	52.2
Camarillo	1	0	0.0	0	0.00	0	0	0	0/0	39.6
Oilers	554	274	49.5	3216	5.81	13	17	81	65/417	62.5
Opponents	400	221	55.3	2963	7.41	18	14	55	31/168	79.4

RUSHING	NO	YDS	AVG	LG	TD
White	191	757	4.0	33	3
G. Brown	169	648	3.8	18	4
Richardson	30	217	7.2	18	1
Tolliver	12	37	3.1	10	2
Carlson	10	17	1.7	6	0
Tillman	2	12	6.0	9	0
Coleman	1	2	2.0	2	0
Wellman	1	-3	-3.0	-3	0
Givins	1	-5	-5.0	-5	0
Oilers	417	1682	4.0	33	10
Opponents	540	2120	3.9	52	17

RECEIVING	NO	YDS	AVG	LG	TD
Slaughter	68	846	12.4	57	2
Jeffires	68	783	11.5	50	6
Givins	36	521	14.5	76t	1
White	21	188	9.0	41	1
Coleman	20	298	14.9	81	1
G. Brown	18	194	10.8	24	1
Carter	11	74	6.7	19	1
Wellman	10	112	11.2	25	0
McNair	8	78	9.8	21	0
R. Lewis	4	48	12.0	19	0
R. Brown	4	34	8.5	11	0
Hannah	3	24	8.0	11	0
Maston	2	12	6.0	10	0
Mills	1	4	4.0	4	0
Oilers	274	3216	11.7	81	13
Opponents	221	2963	13.4	55	18

INTERCEPTIONS	NO	YDS	AVG	LG	TD
D. Lewis	5	57	11.4	20	0
Dishman	4	74	18.5	38	1
Robertson	3	90	30.0	41	0
Bishop	1	21	21.0	21	0
St. Jackson	1	0	0.0	0	0
Oilers	14	242	17.3	41	1
Opponents	17	188	11.1	41	0

PUNTING	NO	YDS	AVG	NET	TB	IN	LG	B
Camarillo	96	4115	42.9	36.4	9	35	58	0
Oilers	96	4115	42.9	36.4	9	35	58	0
Opponents	82	3443	42.0	36.9	7	31	56	0

PUNT RETURNS	NO	FC	YDS	AVG	LG	TD
Givins	37	9	210	5.7	78t	1
Hannah	9	0	58	6.4	13	0
Coleman	2	2	13	6.5	10	0
Dishman	1	0	0	0.0	0	0
Robertson	1	1	0	0.0	0	0
Oilers	50	12	281	5.6	78t	1
Opponents	50	16	438	8.8	82t	1

KICKOFF RETURNS	NO	YDS	AVG	LG	TD
McNair	23	481	20.9	44	0
Mills	15	282	18.8	34	0
St. Jackson	14	285	20.4	40	0
White	8	167	20.9	28	0
Hannah	5	116	23.2	39	0
Tillman	4	51	12.8	19	0
Bishop	2	18	9.0	11	0
Teeter	2	9	4.5	9	0
Givins	1	27	27.0	27	0
Oilers	74	1436	19.4	44	0
Opponents	48	832	17.3	35	0

FIELD GOALS	1-19	20-29	30-39	40-49	50+
Del Greco	0/0	4/5	4/4	7/8	1/3
Oilers	0/0	4/5	4/4	7/8	1/3
Opponents	0/0	10/10	7/7	11/11	2/3

Del Greco: (55N) (41G) () (45G,24G) (48N) (29N) (21G,24G) (52N) (32G,49G,38G) (34G) (43G) (42G) (38G) () (48G)

(28G,50G,42G)  
**Opponents:** (42G) (45G,29G) (37G,42G,48G,29G,48G) (21G,49G) (42G,25G,22G) (50N,35G) () (35G) (50G,39G,37G,40G) (50G,40G) (26G,37G) (37G,23G) (25G,23G) (40G) (21G) (49G)

**SACKS**  
Lathon 8.5, Childress 6.0, Davidson 6.0, Montgomery 3.0, Barrow 2.5, A. Smith 2.5, Bishop 1.5, St. Jackson 1.0  
**Oilers 31.0, Opponents 65.0**

**TACKLES (Solo, Assists, Total)**  
A. Smith (97-45-142), Bishop (75-37-112), Robertson (80-31-111), Barrow (57-37-94), Childress (49-19-68), Davidson (47-21-68), Dishman (53-13-66), Robinson (41-25-66), Montgomery (45-19-64), D. Lewis (43-12-55), Lathon (36-16-52), McDowell (18-6-24), Wortham (15-7-22), Roberts (15-4-19), Bowden (7-6-13), St. Jackson (10-2-12), Ford (10-1-11), Teeter (7-0-7), Orlando (5-1-6), McCants (3-2-5), Davis (2-0-2), Faryniarz (1-0-1)  
**Oilers:(716-304-1020)**

USUAL STARTING LINEUP	
<b>OFFENSE</b>	
WR	Haywood Jeffires (80)
WR	Webster Slaughter (84)
LT	Brad Hopkins (72)
LG	John Flannery (55)
C	<b>Bruce Matthews (74)</b>
RG	Kevin Donnalley (77)
RT	David Williams (75)
TE	Pat Carter (85)
WR	Ernest Givins (81)
QB	Billy Joe Tolliver (11)
	Cody Carlson (14)
	Bucky Richardson (7)
RB	Lorenzo White (44)
FB	Gary Brown (33)
<b>DEFENSE</b>	
LE	Kenny Davidson (90)
LT	Ray Childress (79)
RT	Glenn Montgomery (94)
RE	Lamar Lathon (57)
LLB	Eddie Robinson (50)
MLB	Al Smith (54)
RLB	Michael Barrow (56)
LCB	Cris Dishman (28)
RCB	Darryll Lewis (29)
SS	Bishop Blaine (23)
FS	Marcus Robertson (31)
<b>SPECIALISTS</b>	
K	Al Del Greco (3)
P	Rich Camarillo (16)
Pro Bowl All-Pro	



Al Smith

**GM:** Floyd Reese; **Head Coach:** Jack Pardee (10 games), Jeff Fisher (six games)  
**Asst. Coaches:** Kevin Gilbride (asst. head coach/off.), Dick Coury (off. coord.), Jeff Fisher (def. coord.\*), Charlie Baggett (WR), Tom Bettis (DB), Frank Bush (qual. control), Frank Novak (ST/RB), Jim Stanton (DL), Steve Watterson (strength & rehab.), Gregg Williams (LB), Bob Young (OL)  
\* Coord. for first 10 games; head coach last six games

Front Office  
Coaching Staff  
Players  
Rookies  
2007 Season  
Records  
History  
Playoff History  
Sidelines

## USUAL LINEUP

### Offense

WR	84	Haywood Jeffries
WR	89	Webster Slaughter
LT	72	Brad Hopkins
LG	63	Mike Munchak
C	74	Bruce Matthews
RG	66	Doug Dawson
RT	73	David Williams
WR	81	Ernest Givins
WR	80	Curtis Duncan
QB	1	Warren Moon
RB	33	Gary Brown
	44	Lozenzo White

### Defense

LE	95	William Fuller
LT	79	Ray Childress
RT	94	Glenn Montgomery
RE	96	Sean Jones
LLB	50	Eddie Robinson
MLB	54	Al Smith
RLB	58	Wilber Marshall
LCB	28	Cris Dishman
RCB	24	Steve Jackson
SS	25	Bubba McDowell
FS	31	Marcus Robertson

K	3	Al Del Greco
P	9	Greg Montgomery

### OILERS LEADERS

<i>Rushing</i>	Gary Brown 195-1002, 6 TD
<i>Receiving</i>	Webster Slaughter 77-904, 5 TD
<i>Passing</i>	Warren Moon 520-303, 3485 yds. 21 INT, 21 TD
<i>Scoring</i>	Al Del Greco 126, 39 PAT, 29 FG
<i>Punt Ret.</i>	Willie Drewrey 41-275, 0 TD
<i>Kick Ret.</i>	Willie Drewrey 15-293, 0 TD
<i>Punting</i>	Greg Montgomery 54-2462, 45.6 avg.
<i>Ints.</i>	Marcus Robertson 7-137, 0 TD
<i>Tackles</i>	Al Smith 95 (67 solo)
<i>QB Sacks</i>	Sean Jones 13

## AMERICAN FOOTBALL CONFERENCE

### EASTERN DIVISION

	W	L	T	PCT.
Buffalo	12	4	0	.750
Miami	9	7	0	.563
N.Y. Jets	8	8	0	.500
New England	5	11	0	.313
Indianapolis	4	12	0	.250

### CENTRAL DIVISION

	W	L	T	Pct.
Houston	12	4	0	.750
* Pittsburgh	9	7	0	.563
Cleveland	7	9	0	.438
Cincinnati	3	13	0	.188

### WESTERN DIVISION

	W	L	T	Pct.
Kansas City	11	5	0	.688
* L.A. Raiders	10	6	0	.625
* Denver	9	7	0	.563
San Diego	8	8	0	.500
Seattle	6	10	0	.375

\* Wild Card for Playoffs

Won 12, Lost 4  
First—Central Division  
Head Coach: Jack Pardee

### Preseason (1-3)

8/7	New Orleans (San Antonio, TX)	.....	28	37
8/16	DETROIT	.....	20	24
8/21	Dallas (San Antonio, TX)	.....	23	20
8/28	SEATTLE	.....	10	20

### Regular Season (12-4)

9/5	at New Orleans	L	21-33	69,029
9/12	KANSAS CITY	W	30-0	59,780
9/19	at San Diego	L	17-18	58,519
9/26	L.A. RAMS	L	13-28	53,072
10/3	BYE			
10/11	at Buffalo	L	7-35	79,613
10/17	at New England	W	28-14	51,037
10/24	CINCINNATI	W	28-12	50,039
10/31	BYE			
11/7	SEATTLE	W	24-14	50,447
11/14	at Cincinnati	W	38-3	42,347
11/21	at Cleveland	W	27-20	71,668
11/28	PITTSBURGH	W	23-3	61,238
12/5	ATLANTA	W	33-17	58,186
12/12	CLEVELAND	W	19-17	58,720
12/19	at Pittsburgh	W	26-17	57,592
12/25	at San Francisco	W	10-7	61,744
1/2	N.Y. JETS	W	24-0	61,040
<b>AFC DIVISIONAL PLAYOFF GAME</b>				
1/16	KANSAS CITY	L	20-28	64,011

### TEAM STATISTICS

	Hou.	Avg.	Opp.	Avg.
Total Yds.	5658	353.6	4874	304.6
Rush Yds.	1792	112.0	1273	79.6
Pass Yds.	3866	241.6	3601	225.1
Points	368	23.0	238	14.9

### HONORS

#### Pro Bowl

Ray Childress, Haywood Jeffries, Sean Jones, Bruce Matthews, Greg Montgomery, Warren Moon, Mike Munchak, Webster Slaughter

#### All-Pro

Greg Montgomery, Marcus Robertson

#### All-Rookie

Brad Hopkins

## NATIONAL FOOTBALL CONFERENCE

### EASTERN DIVISION

	W	L	T	Pct.
Dallas	12	4	0	.750
* N.Y. Giants	11	5	0	.688
Philadelphia	8	8	0	.500
Phoenix	7	9	0	.438
Washington	4	12	0	.250

### CENTRAL DIVISION

	W	L	T	Pct.
Detroit	10	6	0	.625
* Minnesota	9	7	0	.563
* Green Bay	9	7	0	.563
Chicago	7	9	0	.438
Tampa Bay	5	11	0	.313

### WESTERN DIVISION

	W	L	T	Pct.
San Francisco	10	6	0	.625
New Orleans	8	8	0	.500
Atlanta	6	10	0	.375
L.A. Rams	5	11	0	.313

\* Wild Card for Playoffs

**Head Coach:** Jack Pardee

**Postseason:** 0-1

**Standings:** 1st AFC Central

DATE	OPPONENT	SCORE	WL	ATT
Sep. 5	at New Orleans	21-33	L	69,229
Sep. 12	KANSAS CITY	30-0	W	59,780
Sep. 19	at San Diego	17-18	L	58,519
Sep. 26	L.A. RAMS	13-28	L	53,072
Oct. 3	BYE			
Oct. 11	at Buffalo	7-35	L	79,613
Oct. 17	at New England	28-14	W	51,037
Oct. 24	CINCINNATI	28-12	W	50,039
Oct. 31	BYE			
Nov. 7	SEATTLE	24-14	W	50,447
Nov. 14	at Cincinnati	38-3	W	42,347
Nov. 21	at Cleveland	27-20	W	71,668
Nov. 28	PITTSBURGH	23-23	W	61,238
Dec. 5	ATLANTA	33-17	W	58,186
Dec. 12	CLEVELAND	19-17	W	58,720
Dec. 19	at Pittsburgh	26-17	W	57,592
Dec. 25	at San Francisco	10-7	W	61,744
Jan. 2	NY JETS	24-0	W	61,040
Jan. 16	KANSAS CITY	20-28	L	64,011

	OILERS	OPP
TOTAL FIRST DOWNS	330	289
Rushing	101	73
Passing	208	184
Penalty	21	32
3rd Down: Made/Att	94/211	64/208
3rd Down Pct.	44.5	30.8
4th Down: Made/Att	3/12	12/24
4th Down Pct.	25.0	50.0
POSSESSION AVG.	31.48	28.12
TOTAL NET YARDS	5658	4874
Avg. Per Game	353.6	304.6
Total Plays	1066	1003
Avg. Per Play	5.3	4.9
NET YARDS RUSHING	1792	1273
Avg. Per Game	112.0	79.6
Total Rushes	409	369
NET YARDS PASSING	3866	3601
Avg. Per Game	241.6	225.1
Sacked/Yards Lost	43/279	52/313
Gross Yards	4145	3914
Att./Comp.	614/357	582/302
Completion Pct.	58.1	51.9
Had Intercepted	25	296
PUNTS/AVERAGE	56/45.3	79/43.7
NET PUNTING AVG.	56/38.7	79/36.9
PENALTIES/YARDS	132/1005	103/791
FUMBLES/BALL LOST	37/20	32/17
TOUCHDOWNS	40	26
Rushing	11	9
Passing	23	16
Returns	6	1

BY PERIODS	1	2	3	4	OT	PTS
Oilers	68	131	75	94	0	368
Opponents	40	73	50	95	0	238

SCORING	TDR	PA	RT	PAT	FG	S	TP
Del Greco	0	0	0	0	39/40	29/34	0/126
G. Brown	8	6	2	0	0	0	48
Jeffries	6	0	6	0	0	0	36
Slaughter	5	0	5	0	0	0	30
Givins	4	0	4	0	0	0	24
Duncan	3	0	3	0	0	0	18
Carlson	2	2	0	0	0	0	12
White	2	2	0	0	0	0	12
Childress	1	0	0	1	0	0	6
Dishman	1	0	0	1	0	0	6
Harris	1	0	0	1	0	0	6
Jackson	1	0	0	1	0	0	6
Lewis	1	0	0	1	0	0	6
Moon	1	1	0	1	0	0	6
Orlando	1	0	0	1	0	0	6
Robertson	1	0	0	1	0	0	6
Tillman	1	0	1	0	0	0	6
Wellman	1	0	1	0	0	0	6
Oilers	40	11	26	6	39/40	29/34	1/368
Opponents	26	9	16	1	25/26	19/28	0/238

PASSING	ATT	CMP	PCT	YARDS	YDS/ATT	TD	INT	LG	SK/YDS	RATING
Moon	520	303	58.3	3485	6.70	21	21	80t	34/218	75.2
Carlson	90	51	56.7	605	6.72	2	4	47	8/53	66.2
Richardson	4	3	75.0	55	13.75	0	0	34	1/8	116.7
Oilers	614	357	58.1	4145	6.75	23	25	80t	43/279	74.2
Opponents	582	302	51.9	3914	6.73	16	26	53t	52/313	63.9

RUSHING	NO	YDS	AVG	LG	TD
G. Brown	195	1002	5.1	26	6
White	131	465	3.5	14	2
Moon	48	145	3.0	35	1
Tillman	9	94	10.4	34	0
Carlson	14	41	2.9	10t	2
Givins	6	19	3.2	16	0
Maston	1	10	10.0	10	0
Richardson	2	9	4.5	11	0
Wellman	2	6	3.0	4	0
Coleman	1	1	1.0	1	0
Oilers	409	1792	4.4	35	11
Opponents	369	1273	3.4	29	9

RECEIVING	NO	YDS	AVG	LG	TD
Slaughter	77	904	11.7	41	5
Givins	68	887	13.0	80t	4
Jeffries	66	753	11.4	66t	6
Duncan	41	456	11.1	47	3
White	34	229	6.7	20	0
Wellman	31	430	13.9	44	1
G. Brown	21	240	11.4	38t	2
Coleman	9	129	14.3	25	0
Harris	4	53	13.3	17t	1
R. Brown	2	30	15.0	26	0
Maston	1	14	14.0	14	0
Norgard	1	13	13.0	13	0
Tillman	1	4	4.0	4t	1
Drewrey	1	3	3.0	3	0
Oilers	357	4145	11.6	80t	23
Opponents	302	3914	13.0	53t	16

INTERCEPTIONS	NO	YDS	AVG	LG	TD
Robertson	7	137	19.6	69	0
Dishman	6	74	12.3	30	0
Jackson	5	54	10.8	22t	1
Orlando	3	68	22.7	38t	1
McDowell	3	31	10.3	13	0
Lewis	1	47	47.0	47t	1
Bishop	1	1	1.0	1	0
Oilers	26	412	15.8	69	3
Opponents	25	309	12.4	42	0

PUNTING	NO	YDS	AVG	NET	TB	IN	LG	B
Montgomery	54	2462	45.6	39.1	5	13	77	0
Sullivan (TM)	2	73	36.5	26.5	1	1	37	0
Oilers	56	2535	45.3	38.7	6	14	77	0
Opponents	79	3454	43.7	36.9	13	15	71	1

PUNT RETURNS	NO	FC	YDS	AVG	LG	TD
Drewrey	41	19	275	6.7	18	0
Oilers	41	19	275	6.7	18	0
Opponents	28	5	249	8.9	30	0

KICKOFF RETURNS	NO	YDS	AVG	LG	TD
Drewrey	15	293	19.5	34	0
Mills	11	230	20.9	37	0
Coleman	3	37	12.3	16	0
G. Brown	2	29	14.5	16	0
Oilers	31	589	19.0	37	0
Opponents	60	1062	17.7	36	0

FIELD GOALS	1-19	20-29	30-39	40-49	50+
Del Greco	0/0	13/13	8/9	4/5	4/7
Oilers	0/0	13/13	8/9	4/5	4/7
Opponents	1/1	6/7	5/6	4/9	3/5

**Del Greco:** (50N) (25G,22G,50G) (27G) (52G,25G) ( ) ( ) (33G,51G,39G) (39G) (34N,28G,30G) (43G,21G,28G) (52G,43G,56N,52N,21G,36G) (27G,48G,49G,25G) (41N,34G,22G,33G,21G) (24G) (38G) (41N,34G,22G,33G,21G) (24G) (38G)  
**Opponents:** (28G,37G,18G,47G) (46N) (34G,34G,27G,27G,36G,27G) (47N) (54N)

(42B) (53G,50G) ( ) (46G) (21G,44G) (42G) (30G) (53G,46N,56N) (26G) (47N,24B) (36N)

**SACKS**  
 Jones 13.0, Fuller 10.0, Childress 9.0, Gl. Montgomery 6.0, L. Williams 3.0, Lathon 2.0, Marshall 2.0, Barrow 1.0, Bishop 1.0, McDowell 1.0, Robinson 1.0, Teeter 1.0, Bowden 1.0  
**Oilers 52.0, Opponents 43.0**

**TACKLES (Solo, Assists, Total)**  
 Smith (67-28-95), Robertson (62-20-82), Dishman (68-10-78), McDowell (66-19-75), Childress (45-13-58), Robinson (42-15-57), Jackson (45-10-55), S. Jones (42-12-54), Gl. Montgomery (35-10-45), Lathon (29-10-45), Fuller (29-8-37), Marshall (28-9-37), Bowden (19-9-28), Bishop (24-3-27), Barrow (21-5-26), Orlando (16-2-18), L. Williams (8-8-16), Lewis (13-1-14), T. Brown (4-0-4), McCants (4-0-4), Teeter (3-2-5), Hoage (3-0-3)  
**Oilers:(663-194-857)**


**USUAL STARTING LINEUP**

**OFFENSE**  
**WR** Haywood Jeffries (84)  
 WR Webster Slaughter (89)  
 LT Brad Hopkins (72)  
**LG** Mike Munchak (63)  
**C** Doug Matthews (74)  
**RG** Doug Dawson (66)  
 RT David Williams (73)  
 TE Ernest Givins (81)  
 WR Curtis Duncan (80)  
**QB** Warren Moon (11)  
 RB Gary Brown (33)  
 Lorenzo White (44)

**DEFENSE**  
 LE William Fuller (95)  
**LT** Ray Childress (79)  
 RT Glenn Montgomery (94)  
**RE** Sean Jones (96)  
 LLB Eddie Robinson (50)  
 MLB Al Smith (54)  
 RLB Wilber Marshall (58)  
 LCB Chris Dishman (28)  
 RCB Steve Jackson (24)  
 SS Bubba McDowell (25)  
 FS Marcus Robertson (31)

**SPECIALISTS**  
**K** Al Del Greco (3)  
**P** Greg Montgomery (9)

**Pro Bowl**  
 All-Pro



Sean Jones

**GM:** Mike Holovac; **Head Coach:** Jack Pardee  
**Asst. Coaches:** Kevin Gilbride (off. coord.), Buddy Ryan (def. coord.), Charlie Baggett (WR), Tom Bettis (DB), Frank Bush (qual. control), Ronnie Jones (LB), Frank Novak (RB), Jim Stanley (DL), Steve Watterson (strength & rehab.), Gregg Williams (ST), Bob Young (OL)

Front Office  
 Coaching Staff  
 Players  
 Rookies  
 2007 Season  
 Records  
 Playoff History  
 Sidelines

## USUAL LINEUP

### Offense

WR	84	Haywood Jeffries
WR	89	Webster Slaughter
	83	Leonard Harris
LT	78	Don Maggs
LG	63	Mike Munchak
C	74	Bruce Matthews
RG	66	Doug Dawson
RT	73	David Williams
WR	81	Ernest Givins
WR	80	Curtis Duncan
QB	1	Warren Moon (10)
	14	Cody Carlson (6)
RB	44	Lorenzo White

### Defense

LE	95	William Fuller
LT	79	Ray Childress
RT	76	Jeff Alm
	99	Doug Smith
RE	96	Sean Jones
LLB	57	Lamar Lathon
MLB	54	Al Smith
RLB	50	Eddie Robinson
LCB	28	Cris Dishman
RCB	21	Jerry Gray
SS	25	Bubba McDowell
FS	31	Marcus Robertson
K	3	Al Del Greco
P	9	Greg Montgomery

### OILERS LEADERS

<i>Rushing</i>	Lorenzo White 265-1226, 7 TD
<i>Receiving</i>	Haywood Jeffries 90-913, 9 TD
<i>Passing</i>	Warren Moon 346-224, 2521 yds. 12 INT, 18 TD
<i>Scoring</i>	Al Del Greco 104, 41 PAT, 21 FG
<i>Punt Ret.</i>	Webster Slaughter 20-142, 0 TD
<i>Kick Ret.</i>	Pat Coleman 14-290, 0 TD
<i>Punting</i>	Greg Montgomery 53-2487, 46.9 avg.
<i>Ints.</i>	Jerry Gray 6-24, 0 TD
<i>Tackles</i>	Al Smith 122 (70 solo)
<i>QB Sacks</i>	Ray Childress 13

## AMERICAN FOOTBALL CONFERENCE

### EASTERN DIVISION

	W	L	T	PCT.
Miami	11	5	0	.688
* Buffalo	11	5	0	.688
Indianapolis	9	7	0	.563
N.Y. Jets	4	12	0	.250
New England	2	14	0	.125

### CENTRAL DIVISION

	W	L	T	Pct.
Pittsburgh	11	5	0	.688
* Houston	10	6	0	.625
Cleveland	7	9	0	.438
Cincinnati	5	11	0	.313

### WESTERN DIVISION

	W	L	T	Pct.
San Diego	11	5	0	.688
* Kansas City	10	6	0	.625
Denver	8	8	0	.500
L.A. Raiders	7	9	0	.438
Seattle	2	14	0	.125

\* Wild Card for Playoffs

## Won 10, Lost 6 Second-Central Division Head Coach: Jack Pardee

### Preseason (4-1)

8/1	Dallas (Tokyo, Japan)	.....	.34	23
8/9	at Detroit	.....	.17	7
8/18	at Dallas	.....	.17	16
8/22	at New Orleans	.....	.33	3
8/29	at L.A. Raiders	.....	.26	30

### Regular Season (10-6)

9/6	PITTSBURGH	L	24-29	63,713
9/13	at Indianapolis	W	20-10	44,851
9/20	KANSAS CITY	W	23-20*	60,955
9/27	SAN DIEGO	W	27-0	57,491
10/4	BYE			
10/11	at Cincinnati	W	38-24	54,254
10/18	at Denver	L	21-27	74,827
10/25	CINCINNATI	W	26-10	58,701
11/1	at Pittsburgh	L	20-21	58,074
11/8	CLEVELAND	L	14-24	57,348
11/15	at Minnesota	W	17-13	56,726
11/22	at Miami	L	16-19	63,597
11/26	at Detroit	W	24-21	73,711
12/7	CHICAGO	W	24-7	62,193
12/13	GREEN BAY	L	14-16	57,285
12/20	at Cleveland	W	17-14	59,898
12/27	BUFFALO	W	27-3	61,742

### AFC WILD CARD GAME

1/3	at Buffalo	L	38-41*	75,141
-----	------------	---	--------	--------

\* overtime

## TEAM STATISTICS

	Hou.	Avg.	Opp.	Avg.
Total Yds.	5655	353.4	4211	263.2
Rush Yds.	1626	101.6	1634	102.1
Pass Yds.	4029	251.8	2577	161.1
Points	352	22.0	258	16.1

## HONORS

### Pro Bowl

Ray Childress, Curtis Duncan, Ernest Givins,  
Haywood Jeffries, Bruce Matthews,  
Warren Moon, Mike Munchak, Al Smith, Lorenzo  
White

### All-Pro

Ray Childress, Bruce Matthews, Al Smith

### All-Rookie

Eddie Robinson

## NATIONAL FOOTBALL CONFERENCE

### EASTERN DIVISION

	W	L	T	Pct.
Dallas	13	3	0	.813
* Philadelphia	11	5	0	.688
* Washington	9	7	0	.563
N.Y. Giants	6	10	0	.375
Phoenix	4	12	0	.250

### CENTRAL DIVISION

	W	L	T	Pct.
Minnesota	11	5	0	.688
Green Bay	9	7	0	.563
Tampa Bay	5	11	0	.313
Chicago	5	11	0	.313
Detroit	5	11	0	.313

### WESTERN DIVISION

	W	L	T	Pct.
San Francisco	14	2	0	.875
* New Orleans	12	4	0	.750
Atlanta	6	10	0	.375
L.A. Rams	6	10	0	.375

\* Wild Card for Playoffs

Front Office

Coaching Staff

Players

Rookies

2007 Season

Records

History

Playoff History

Sidelines

**Head Coach:** Jack Pardee

**Postseason:** 0-1

**Standings:** 2nd AFC Central

DATE	OPPONENT	SCORE	WL	ATT
Sep. 6	PITTSBURGH	24-29	L	63,713
Sep. 13	at Indianapolis	20-10	W	44,851
Sep. 20	KANSAS CITY	23-20*	W	60,955
Sep. 27	SAN DIEGO	27-0	W	57,491
Oct. 4	BYE			
Oct. 11	at Cincinnati	38-24	W	54,254
Oct. 18	at Denver	21-27	L	74,827
Oct. 25	CINCINNATI	26-10	W	58,701
Nov. 1	at Pittsburgh	20-21	L	58,074
Nov. 8	CLEVELAND	14-24	L	57,348
Nov. 15	at Minnesota	17-13	W	56,726
Nov. 22	at Miami	16-19	L	63,597
Nov. 26	at Detroit	24-21	W	73,711
Dec. 7	CHICAGO	24-7	W	62,193
Dec. 13	GREEN BAY	14-16	L	57,285
Dec. 20	at Cleveland	17-14	W	59,898
Dec. 27	BUFFALO	27-3	W	61,742
Jan. 3	at Buffalo	38-41*	L	75,141

	OILERS	OPP
TOTAL FIRST DOWNS	339	254
Rushing	101	93
Passing	217	139
Penalty	21	22
3rd Down: Made/Att	72/170	68/194
3rd Down Pct.	42.4	35.1
4th Down: Made/Att	3/9	7/14
4th Down Pct.	33.3	50.0
POSSESSION AVG.	31.09	28.51
TOTAL NET YARDS	5655	4211
Avg. Per Game	353.4	263.2
Total Plays	958	907
Avg. Per Play	5.9	4.6
NET YARDS RUSHING	1626	1634
Avg. Per Game	101.6	102.1
Total Rushes	353	412
NET YARDS PASSING	4029	2577
Avg. Per Game	251.8	161.1
Sacked/Yards Lost	32/202	50/321
Gross Yards	4231	2898
Att./Comp.	573/373	445/248
Completion Pct.	65.1	55.7
Had Intercepted	23	20
PUNTS/AVERAGE	55/45.2	68/43.2
NET PUNTING AVG.	55/37.3	68/38.6
PENALTIES/YARDS	111/824	114/886
FUMBLES/BALL LOST	28/12	24/11
TOUCHDOWNS	41	28
Rushing	10	6
Passing	27	20
Returns	4	2

BY PERIODS	1	2	3	4	OT	PTS
Oilers	81	75	80	113	3	352
Opponents	23	96	50	89	0	258

SCORING	TD	RU	PA	RT	PAT	FG	S	TP
Del Greco	0	0	0	0	41/41	21/27	0	104
Givins	10	0	10	0	0	0	0	60
Jeffries	9	0	0	0	0	0	0	54
White	8	7	1	0	0	0	0	48
Slaughter	4	0	4	0	0	0	0	24
L. Harris	2	0	2	0	0	0	0	12
G. Brown	1	1	0	0	0	0	0	6
Carlson	1	1	0	0	0	0	0	6
Childress	1	0	0	1	0	0	0	6
Duncan	1	0	1	0	0	0	0	6
Fuller	1	0	0	1	0	0	0	6
McDowell	1	0	0	1	0	0	0	6
Meads	1	0	0	1	0	0	0	6
Moon	1	1	0	0	0	0	0	6
Oilers	41	10	27	4	41/41	21/27	1	352
Opponents	28	6	20	2	27/28	21/26	0	258

PASSING	ATT	CMP	PCT	YARDS	YDS/ATT	TD	INT	LG	SK/YDS	RATING
Moon	346	224	64.7	2521	7.29	18	12	72	16/105	89.3
Carlson	227	149	65.6	1710	7.53	9	11	65	15/90	81.2
Richardson	0	0	0.0	0	0.0	0	0	0	1/7	0
Oilers	573	373	65.1	4231	7.38	27	23	72	32/202	86.1
Opponents	445	248	55.7	2898	6.51	20	20	77	50/321	71.9

RUSHING	NO	YDS	AVG	LG	TD
White	265	1226	4.6	44	7
Moon	27	147	5.4	23	1
G. Brown	19	87	4.6	26	1
Carlson	27	77	2.9	13	1
Givins	7	75	10.7	44	0
Slaughter	3	20	6.7	10	0
L. Harris	1	8	8.0	8	0
Tillman	1	1	1.0	1	0
Richardson	1	-1	-1.0	-1	0
Gr. Montgomery	2	-14	-7.0	0	0
Oilers	353	1626	4.6	44	10
Opponents	412	1634	4.0	67	6

RECEIVING	NO	YDS	AVG	LG	TD
Jeffries	90	913	10.1	47	9
Duncan	82	954	11.6	72	9
Givins	67	787	11.7	41	10
White	57	641	11.2	69	1
Slaughter	39	486	12.5	36	4
L. Harris	35	435	12.4	47	2
Coleman	1	5	5.0	6	0
G. Brown	1	5	5.0	5	0
Oilers	373	4231	11.3	72	27
Opponents	248	2898	11.7	77	20

INTERCEPTIONS	NO	YDS	AVG	LG	TD
Gray	6	24	4.0	22	0
McDowell	3	52	17.3	26	1
Dishman	3	34	11.3	17	0
Jackson	3	18	6.0	18	0
Robertson	1	27	27.0	27	0
A. Smith	1	26	26.0	26	0
Dumas	1	0	0.0	0	0
Graf	1	0	0.0	0	0
Jones	1	0	0.0	0	0
Oilers	20	181	9.1	27	1
Opponents	23	367	16.0	57	0

PUNTING	NO	YDS	AVG	NET	TB	IN	LG	B
Montgomery	53	2487	46.9	37.3	9	14	66	2
Oilers	55	2487	45.2	37.3	9	14	66	2
Opponents	68	2939	43.2	38.6	6	23	65	1

PUNT RETURNS	NO	FC	YDS	AVG	LG	TD
Slaughter	20	8	142	7.1	20	0
Coleman	7	4	35	5.0	19	0
C. Harris	6	0	17	2.8	13	0
Oilers	33	12	194	5.9	20	0
Opponents	31	2	255	8.2	25	0

KICKOFF RETURNS	NO	YDS	AVG	LG	TD
Coleman	14	290	20.7	28	0
C. Harris	10	206	20.6	42	0
Tillman	10	157	15.7	33	0
Lewis	8	171	21.4	26	0
Slaughter	1	21	21.0	21	0
G. Brown	1	15	15.0	15	0
Gl. Montgomery	1	13	13.0	13	0
Flannery	1	12	12.0	12	0
Oilers	46	885	19.2	42	0
Opponents	63	989	15.7	35	0

FIELD GOALS	1-19	20-29	30-39	40-49	50-59
Del Greco	3/3	8/9	5/6	4/8	1/1
Oilers	3/3	8/9	5/6	4/8	1/1
Opponents	0/0	6/7	7/8	5/7	3/4

**Del Greco:** (36G) (27G,29N,20G) (21G,54G,39G) (49G,46N) (39G) (43N) (27G,47N) (29G,19G,39N) (1) (30G) (24G,41G,23G,41N) (46N,30G) (19G) (1) (47G) (28G,18G)  
**Opponents:** (30G, 25G, 37G) (37G) (31G, 52G, 20N) (1) (29G, 43N) (45G, 28G) (24G) (1) (44G, 52N) (42G, 51G) (38G, 40G, 29G,

52G) (1) (1) (39G, 36G, 20G) (42N) (40G, 33N)

**SACKS**  
 Childress 13.0, L. Williams 11.0, Jones 8.5, Fuller 8, Lathon 1.5, McDowell 1.5, Alm 1.0, Graf 1.0, Jackson 1.0, Lewis 1.0, Robinson 1.0, A. Smith 1.0, Gl. Montgomery 0.5  
**Oilers 50.0, Opponents 32.0**

**TACKLES (Solo, Assists, Total)**  
 A. Smith (68-52-120), Childress (64-26-90), J. Gray (56-15-71), McDowell (56-15-71), Robertson (39-32-71), Lathon (40-14-54), Robinson (33-21-54), Jones (34-19-53), Fuller (42-10-52), Dishman (27-13-40), Alm (24-11-35), L. Williams (24-11-35), Jackson (22-11-33), Lewis (21-6-27), Graf (13-9-22), Dumas (13-6-19), D. Smith (11-4-15), Pegueue (2-6-8), Meads (2-5-7), Gl. Montgomery (5-1-6), Seale (5-0-5), T. Brown (4-1-5), Orlando (2-3-5), R. Johnson (2-3-5), Roberts (1-0-1), Veasey (1-0-1)  
**Oilers:(611-294-905)**

**USUAL STARTING LINEUP**

- OFFENSE**  
**WR Haywood Jeffries (84)**  
**WR Webster Slaughter (89)**  
 Leonard Harris (83)  
 LT Don Maggs (78)  
**LG Mike Munchak (63)**  
**C Bruce Matthews (74)**  
 RG Doug Dawson (66)  
 RT David Williams (73)  
**WR Ernest Givins (81)**  
**WR Curtis Duncan (80)**  
**QB Warren Moon (1)**  
 Cody Carlson (6)  
**RB Lorenzo White (44)**

- DEFENSE**  
 LE William Fuller (95)  
**LT Ray Childress (79)**  
 RT Jeff Alm (76)  
 Doug Smith (99)  
 RE Sean Jones (96)  
 LLB Lamar Lathon (57)  
**MLB Al Smith (54)**  
 RLB Eddie Robinson (50)  
 LCB Cris Dishman (28)  
 RCB Jerry Gray (21)  
 SS Bubba McDowell (25)  
 FS Marcus Robertson (31)

- SPECIALISTS**  
 K Al Del Greco (3)  
 P Greg Montgomery (9)

Pro Bowl  
 All-Pro



Ray Childress

GM: Mike Holovak; **Head Coach:** Jack Pardee

**Asst. Coaches:** Kevin Gilbride (off. coord.), Jim Eddy (def. coord.), Frank Bush (LB), Frank Novak (RB), Chris Palmer (WR), Richard Smith (S/Trasst. OL), Jim Stanley (DL), Steve Watterson (strength & rehab.), Gregg Williams (qual. control coord.), Bob Young (OL)

Front Office  
 Coaching Staff  
 Players  
 Rookies  
 2007 Season  
 Records  
 History  
 Playoff History  
 Sidelines

## USUAL LINEUP

### Offense

WR	84	Haywood Jeffries
WR	85	Drew Hill
LT	78	Don Maggs
LG	63	Mike Munchak
C	74	Bruce Matthews
RG	66	Doug Dawson
	55	John Flannery
RT	73	David Williams
WR	81	Ernest Givins
WR	80	Curtis Duncan
QB	1	Warren Moon
RB	20	Allen Pinkett

### Defense

LE	95	William Fuller
LT	79	Ray Childress
RT	99	Doug Smith
RE	96	Sean Jones
LLB	57	Lamar Lathon
MLB	54	Al Smith
RLB	91	Johnny Meads
LCB	28	Cris Dishman
RCB	23	Richard Johnson
SS	25	Bubba McDowell
FS	26	Bo Orlando
K	3	Al Del Greco
	6	Ian Howfield
P	9	Greg Montgomery

### OILERS LEADERS

<i>Rushing</i>	Allen Pinkett 171-720, 9 TD
<i>Receiving</i>	Haywood Jeffries 100-1181, 7 TD
<i>Passing</i>	Warren Moon 655-404, 4690 yds. 21 INT, 23 TD
<i>Scoring</i>	Ian Howfield 64, 25 PAT, 13 FG
<i>Punt Ret.</i>	Pat Coleman 22-138, 0 TD
<i>Kick Ret.</i>	Allen Pinkett 26-508, 0 TD
<i>Punting</i>	Greg Montgomery 48-2105, 43.9
<i>Ints.</i>	Cris Dishman 6-61, 0 TD
<i>Tackles</i>	Al Smith 146 (101 solo)
<i>QB Sacks</i>	William Fuller 15

## AMERICAN FOOTBALL CONFERENCE

### EASTERN DIVISION

	W	L	T	PCT.
Buffalo	13	3	0	.813
* N.Y. Jets	8	8	0	.500
Miami	8	8	0	.500
New England	6	10	0	.375
Indianapolis	1	15	0	.063

### CENTRAL DIVISION

	W	L	T	Pct.
Houston	11	5	0	.688
Pittsburgh	7	9	0	.438
Cleveland	6	10	0	.375
Cincinnati	3	13	0	.188

### WESTERN DIVISION

	W	L	T	Pct.
Denver	12	4	0	.750
* Kansas City	10	6	0	.625
* L.A. Raiders	10	6	0	.625
Seattle	9	7	0	.563
San Diego	4	12	0	.250

\* Wild Card for Playoffs

## Won 11, Lost 5 First—Central Division Head Coach: Jack Pardee

### Preseason (2-2)

8/3	at San Diego	.....	29	31
8/9	ATLANTA	.....	7	36
8/18	DALLAS	.....	30	20
8/22	L.A. Rams (Memphis, TN)	.....	16	13

### Regular Season (11-5)

9/1	L.A. RAIDERS	W	47-17	61,367
9/8	at Cincinnati	W	30-7	56,463
9/16	KANSAS CITY	W	17-7	61,058
9/22	at New England	L	20-24	30,702
9/29	BYE			
10/6	DENVER	W	42-14	59,145
10/13	at N.Y. Jets	W	23-20	70,758
10/20	at Miami	W	17-13	60,705
10/27	CINCINNATI	W	35-3	58,634
11/3	at Washington	L	13-16*	55,096
11/10	DALLAS	W	26-23*	63,001
11/17	CLEVELAND	W	28-24	58,155
11/24	at Pittsburgh	L	14-26	45,795
12/2	PHILADELPHIA	L	6-13	62,141
12/8	PITTSBURGH	W	31-6	59,225
12/15	at Cleveland	W	17-14	55,680
12/21	at N.Y. Giants	L	20-24	63,421

### AFC WILD CARD GAME

12/29	N.Y. JETS	W	17-10	61,485
-------	-----------	---	-------	--------

### AFC DIVISIONAL PLAYOFF GAME

1/4	at Denver	L	24-26	75,301
-----	-----------	---	-------	--------

\* overtime

## TEAM STATISTICS

	Hou.	Avg.	Opp.	Avg.
Total Yds.	5987	374.2	4748	296.8
Rush Yds.	1366	85.4	1540	96.3
Pass Yds.	4621	288.8	3208	200.5
Points	386	24.1	251	15.7

## HONORS

### Pro Bowl

Ray Childress, Cris Dishman, William Fuller,  
Haywood Jeffries, Bruce Matthews,  
Warren Moon, Mike Munchak, Al Smith

### All-Pro

Cris Dishman, Haywood Jeffries, Mike Munchak,  
All-Rookie  
John Flannery

## NATIONAL FOOTBALL CONFERENCE

### EASTERN DIVISION

	W	L	T	Pct.
Washington	14	2	0	.875
* Dallas	11	5	0	.688
Philadelphia	10	6	0	.625
N.Y. Giants	8	8	0	.500
Phoenix	4	12	0	.250

### CENTRAL DIVISION

	W	L	T	Pct.
Detroit	12	4	0	.750
* Chicago	11	5	0	.688
Minnesota	8	8	0	.500
Green Bay	4	12	0	.250
Tampa Bay	3	13	0	.188

### WESTERN DIVISION

	W	L	T	Pct.
New Orleans	11	5	0	.688
* Atlanta	10	6	0	.625
San Francisco	10	6	0	.625
L.A. Rams	3	13	0	.188

\* Wild Card for Playoffs





## USUAL LINEUP

### Offense

WR	84	Haywood Jeffries
WR	85	Drew Hill
LT	78	Don Maggs
LG	63	Mike Munchak
C	52	Jay Pennison
RG	74	Bruce Matthews
RT	73	David Williams
	70	Dean Steinkuhler
WR	81	Ernest Givins
WR	80	Curtis Duncan
QB	1	Warren Moon
RB	44	Lorenzo White

### Defense

LE	95	William Fuller
LT	79	Ray Childress
RT	99	Doug Smith
RE	96	Sean Jones
LLB	59	John Grimsley
MLB	54	Al Smith
RLB	91	Johnny Meads
LCB	28	Cris Dishman
RCB	23	Richard Johnson
SS	25	Bubba McDowell
FS	27	Terry Kinard

K	8	Teddy Garcia
	7	Tony Zendejas
P	9	Greg Montgomery

### OILERS LEADERS

<i>Rushing</i>	Lorenzo White	168-702, 8 TD	
<i>Receiving</i>	Jeffries	74-1048, 8 TD; Hill	74-1019, 5 TD
<i>Passing</i>	Warren Moon	584-362,4689 yds. 13 INT, 33 TD	
<i>Scoring</i>	Lorenzo White	72, 12 TD	
<i>Punt Ret.</i>	Gerald McNeil	30-172, 0 TD	
<i>Kick Ret.</i>	Gerald McNeil	27-551, 0 TD	
<i>Punting</i>	Greg Montgomery	34-1530, 45.0 avg.	
<i>Ints.</i>	Richard Johnson	8-100, 1 TD	
<i>Tackles</i>	Al Smith	104 (78 solo)	
<i>QB Sacks</i>	Sean Jones	12.5	

## AMERICAN FOOTBALL CONFERENCE

### EASTERN DIVISION

	W	L	T	PCT.
Buffalo	13	3	0	.813
* Miami	12	4	0	.750
Indianapolis	7	9	0	.438
N.Y. Jets	6	10	0	.375
New England	1	15	0	.063

### CENTRAL DIVISION

	W	L	T	Pct.
Cincinnati	9	7	0	.563
* Houston	9	7	0	.563
Pittsburgh	9	7	0	.563
Cleveland	3	13	0	.188

### WESTERN DIVISION

	W	L	T	Pct.
L.A. Raiders	12	4	0	.750
* Kansas City	11	5	0	.688
Seattle	9	7	0	.563
San Diego	6	10	0	.375
Denver	5	11	0	.313

\* Wild Card for Playoffs

Won 9, Lost 7  
First (Tied)—Central Division  
Head Coach: Jack Pardee

### Preseason (1-3)

8/9	DETROIT	.....	10	34
8/18	N.Y. GIANTS	.....	10	13
8/26	at Minnesota	.....	21	22
9/1	at Dallas	.....	27	6

### Regular Season (9-7)

9/9	at Atlanta	L	27-47	56,222
9/16	at Pittsburgh	L	9-20	54,814
9/23	INDIANAPOLIS	W	24-10	50,093
9/30	at San Diego	W	17-7	48,762
10/7	SAN FRANCISCO	L	21-24	59,931
10/14	CINCINNATI	W	48-17	53,501
10/21	NEW ORLEANS	W	23-10	57,908
10/28	N.Y. JETS	L	12-17	56,337
11/4	at L.A. Rams	L	13-17	52,628
11/11	BYE			
11/18	at Cleveland	W	35-23	76,726
11/26	BUFFALO	W	27-24	60,130
12/2	at Seattle	L	10-13*	57,592
12/9	CLEVELAND	W	58-14	54,469
12/16	at Kansas City	W	27-10	61,756
12/23	at Cincinnati	L	20-40	60,044
12/30	PITTSBURGH	W	34-14	56,906

### AFC WILD CARD GAME

1/6	at Cincinnati	L	14-41	60,012
-----	---------------	---	-------	--------

\* overtime

### TEAM STATISTICS

	Hou.	Avg.	Opp.	Avg.
Total Yds.	6222	388.9	4635	289.7
Rush Yds.	1417	88.6	1575	98.4
Pass Yds.	4805	300.3	3060	191.3
Points	405	25.3	307	19.2

### HONORS

#### Pro Bowl

Ray Childress, Ernest Givins, Drew Hill, Bruce Matthews, Warren Moon, Mike Munchak

#### All-Pro

Bruce Matthews  
NFL Offensive Player of Year  
Warren Moon

## NATIONAL FOOTBALL CONFERENCE

### EASTERN DIVISION

	W	L	T	Pct.
N.Y. Giants	13	3	0	.813
* Philadelphia	10	6	0	.625
* Washington	10	6	0	.625
Dallas	7	9	0	.438
Phoenix	5	11	0	.313

### CENTRAL DIVISION

	W	L	T	Pct.
Chicago	11	5	0	.688
Tampa Bay	6	10	0	.375
Detroit	6	10	0	.375
Green Bay	6	10	0	.375
Minnesota	6	10	0	.375

### WESTERN DIVISION

	W	L	T	Pct.
San Francisco	14	2	0	.875
* New Orleans	8	8	0	.500
L.A. Rams	5	11	0	.313
Atlanta	5	11	0	.313

\* Wild Card for Playoffs

Front Office

Coaching Staff

Players

Rookies

2007 Season

Records

History

Playoff History

Sidelines

**Head Coach:** Jack Pardee

**Postseason:** 0-1

**Standings:** 1st AFC Central (tied)

(DATE)	OPPONENT	SCORE	WL	ATT
Sep. 9	at Atlanta	27-47	L	56,222
Sep. 16	at Pittsburgh	9-20	L	54,814
Sep. 23	INDIANAPOLIS	24-10	W	50,093
Sep. 30	at San Diego	17-7	W	48,762
Oct. 7	SAN FRANCISCO	24-24	L	59,931
Oct. 14	CINCINNATI	48-17	W	53,501
Oct. 21	NEW ORLEANS	23-10	W	57,908
Oct. 28	NY JETS	12-17	L	56,337
Nov. 4	at L.A. Rams	13-17	L	52,628
Nov. 11	BYE			
Nov. 18	at Cleveland	35-23	W	76,726
Nov. 26	BUFFALO	27-24	W	60,130
Dec. 2	at Seattle	10-13*	L	57,592
Dec. 9	CLEVELAND	58-14	W	54,469
Dec. 16	at Kansas City	27-10	W	61,756
Dec. 23	at Cincinnati	20-40	L	60,044
Dec. 30	PITTSBURGH	34-14	W	56,906
Jan. 6	at Cincinnati	14-41	L	60,012

\*overtime

	OILERS	OPP
TOTAL FIRST DOWNS	376	279
Rushing	97	88
Passing	251	160
Penalty	28	31
3rd Down: Made/Att	94/180	69/177
3rd Down Pct.	52.2	39.0
4th Down: Made/Att	3/12	6/13
4th Down Pct.	25.0	46.2
POSSESSION AVG.	31:35	28:25
TOTAL NET YARDS	6222	4635
Avg. Per Game	388.9	289.7
Total Plays	1006	890
Avg. Per Play	6.2	5.2
NET YARDS RUSHING	1417	1575
Avg. Per Game	88.6	98.4
Total Rushes	328	392
NET YARDS PASSING	4805	3060
Avg. Per Game	300.3	191.3
Sacked/Yards Lost	39/267	38/272
Gross Yards	5072	3332
Att./Comp.	639/399	460/267
Completion Pct.	62.4	58.0
Had Intercepted	15	21
PUNTS/AVERAGE	34/45.0	62/38.7
NET PUNTING AVG.	34/36.6	62/35.0
PENALTIES/YARDS	135/1009	134/1015
FUMBLES/BALL LOST	34/21	22/12
TOUCHDOWNS	49	37
Rushing	10	12
Passing	37	18
Returns	2	7

BY PERIODS	1	2	3	4	OT	PTS
Oilers	83	152	70	100	0	405
Opponents	54	95	71	84	3	307

SCORING	TDR	PA	RT	PAT	FG	S	TP
White	12	8	4	0	0	0	72
Garcia	0	0	0	0	26/28	14/20	68
Givins	9	0	9	0	0	0	54
Jeffries	8	0	8	0	0	0	48
Zendejas	0	0	0	20/21	7/12	0	41
T. Jones	6	0	6	0	0	0	36
Hill	5	0	5	0	0	0	30
Harris	3	0	3	0	0	0	18
Moon	2	2	0	0	0	0	12
Duncan	1	0	1	0	0	0	6
Ford	1	0	1	0	0	0	6
R. Johnson	1	0	0	1	0	0	6
Kinard	1	0	0	1	0	0	6
Childress	0	0	0	0	0	1	6
Oilers	49	10	37	2	46/49	21/32	1405
Opponents	37	12	18	7	34/37	17/21	1307

RUSHING	NO	YDS	AVG	LG	TD
White	168	702	4.2	22	8
Pinkett	66	268	4.1	19	0
Moon	55	215	3.9	17	2
V. Jones	14	75	5.4	14	0
Givins	3	65	21.7	31	0
Carlson	11	52	4.7	16	0
Rozier	10	42	4.2	11	0
T. Jones	1	-2	-2.0	-2	0
Oilers	328	1417	4.3	31	10
Opponents	392	1575	4.0	56t	12

RECEIVING	NO	YDS	AVG	LG	TD
Jeffries	74	1048	14.2	87t	8
Hill	74	1019	13.8	57	5
Givins	72	979	13.6	80t	9
Duncan	66	785	11.9	37t	1
White	39	368	9.4	29	4
T. Jones	30	409	13.6	47	6
Harris	13	172	13.2	42t	3
Pinkett	11	85	7.7	38	0
Ford	10	98	9.8	24	1
McNeil	5	63	12.6	16	0
Rozier	5	46	9.2	24	0
Oilers	399	5072	12.7	87t	37
Opponents	267	3332	12.5	78t	18

INTERCEPTIONS	NO	YDS	AVG	LG	TD
R. Johnson	8	100	12.5	35	1
Kinard	4	75	18.8	47	0
Dishman	4	50	12.5	42	0
McDowell	2	11	5.5	11	0
Meads	1	32	32.0	32	0
Allen	1	27	27.0	27	0
Knight	1	0	0	0	0
Oilers	21	295	14.0	47	1
Opponents	15	237	15.8	82t	2

PUNTING	NO	YDS	AVG	NET	TB	IN	LG	6	B
Montgomery	34	1530	45.0	36.6	5	7	60	0	0
Oilers	34	1530	45.0	36.6	5	7	60	0	0
Opponents	62	2402	38.7	35.0	3	20	55	1	1

PUNT RETURNS	NO	FC	YDS	AVG	LG	TD
McNeil	30	20	172	5.7	26	0
Duncan	0	1	0	--	0	0
Oilers	30	21	172	5.7	26	0
Opponents	23	0	186	7.1	52t	1

KICKOFF RETURNS	NO	YDS	AVG	LG	TD
McNeil	27	551	20.4	64	0
Ford	14	219	15.6	23	0
Pinkett	4	91	22.8	28	0
Norgard	2	0	0.0	0	0
Oilers	47	861	18.3	64	0
Opponents	71	1329	18.7	101t	1

FIELD GOALS	1-19	20-29	30-39	40-49	50-59	60-69
Garcia	0/0	5/5	4/5	5/7	0/3	0/0
Zendejas	0/0	2/3	3/5	2/4	0/0	0/0
Oilers	0/0	7/8	7/10	7/11	0/3	0/0
Opponents	1/1	5/6	8/8	2/4	1/2	0/2
Garcia:	( ) ( ) ( ) ( ) ( ) ( )	(42G,40N,49G,52N)				
	(22G,31G)	(51N)	(25G,36G)	(29G)	(45G)	
	(32G,39N,26G)	(29G,36G,42N)	(50N,47G,45G)			
Zendejas:	( ) (49N,42N)	(36N,30G)				
	(36N,27N,34G)	( ) (22G,23G)				
	(43G,45G,33G)	( ) ( ) ( ) ( ) ( ) ( )				
Opponents:	(39G,39G,36G,51G)					
	(31G,27G)	(33G)	(27N,45N)	(23G)	(29G)	
	(20G,40B)	(32G)	(19G)	(22G)	(43G)	
	(39G,42G)	( ) (35G, ) (52N)				

PASSING	ATT	CMP	PCT	YARDS	YDS/ATT	TD	INT	LG	SK/YDS	RATING
Moon	584	362	62.0	4689	8.03	33	13	87t	36/252	96.8
Carlson	55	37	67.3	383	6.96	4	2	53t	3/15	96.3
Oilers	639	399	62.4	5072	7.94	37	15	87t	39/267	96.7
Opponents	460	267	58.0	3332	7.24	18	21	78t	38/272	74.7

**SACKS**  
S. Jones 12.5, Childress 8.0, Fuller 8.0, E. Johnson 2.5, Meads 2.5, D. Smith 2.0, A. Smith 1.0, Alm. 5, McDowell .5, G. Montgomery .5  
**Oilers 38.0, Opponents 39.0**

**TACKLES (Solo, Assists, Total)**  
A. Smith (75-26-101), Meads (65-30-95), Childress (65-20-85), McDowell (55-26-81), Kinard (52-22-74), R. Johnson (54-16-70), Grimsley (35-29-64), Dishman (42-16-58), S. Jones (34-22-56), Fuller (31-19-50), Knight (22-12-34), D. Smith (18-14-32), E. Johnson (16-16-32), Brown (23-6-29), Allen (15-2-17), Lathon (8-2-10), Alm (6-3-9), G. Montgomery (6-1-7), Fairs (5-2-7), Orlando (1-2-3), Thomas (2-0-2), Lyles (2-0-2)  
**Oilers:(632-286-918)**

**USUAL STARTING LINEUP**

**OFFENSE**  
WR Haywood Jeffries (84)  
WR Drew Hill (85)  
LT Don Maggs (78)  
LG Mike Munchak (63)  
C Jay Pennison(52)  
RG Bruce Matthews (74)  
RT David Williams (73)  
    Dean Steinkuhler (70)  
WR Ernest Givins (81)  
WR Curtis Duncan (80)  
QB Warren Moon (1)  
RB Lorenzo White (44)

**DEFENSE**  
LE William Fuller (95)  
LT Ray Childress (79)  
RE Doug Smith (99)  
RT Sean Jones (96)  
LLB John Grimsley (59)  
MLB Al Smith (54)  
RLB Johnny Meads (91)  
LCB Chris Dishman (28)  
RCB Richard Johnson (23)  
SS Bobba McDowell (25)  
FS Terry Kinard (27)

**SPECIALISTS**  
K Teddy Garcia (8)  
    Tony Zendejas (7)  
P Greg Montgomery (9)

Pro Bowl  
All-Pro



Warren Moon

GM: Mike Holovak; Head Coach: Jack Pardee  
Asst. Coaches: Kevin Gilbride (off. coord.), Jim Eddy (def. coord.), Frank Novak (RB), Chris Palmer (WR), Richard Smith (ST/LB), Jim Stanley (DL), Pat Thomas (DB), Steve Watterson (strength & rehab.), Bob Young (OL)

Front Office  
Coaching Staff  
Players  
Rookies  
2007 Season  
Records  
History  
Playoff History  
Sidelines

## USUAL LINEUP

### Offense

WR 85	Drew Hill
LT 77	Bruce Davis
LG 63	Mike Munchak
C 52	Jay Pennison
RG 74	Bruce Matthews
RT 70	Dean Steinkuhler
TE 87	Bob Mrosko
WR 81	Ernest Givins
QB 1	Warren Moon
RB 30	Mike Rozier
FB 32	Alonzo Highsmith

### Defense

LE 79	Ray Childress
NT 99	Doug Smith
RE 71	Richard Byrd
96	Sean Jones
OLB 93	Robert Lyles
ILB 59	John Grimsley
ILB 54	Al Smith
OLB 91	Johnny Meads
LCB 24	Steve Brown
RCB 29	Patrick Allen
SS 25	Bubba McDowell
FS 31	Jeff Donaldson

K 7	Tony Zendejas
P 9	Greg Montgomery

### OILERS LEADERS

<i>Rushing</i>	Alonzo Highsmith 128-531, 4 TD
<i>Receiving</i>	Drew Hill 66-938, 8 TD
<i>Passing</i>	Warren Moon 464-280, 3631 yds. 14 INT, 23 TD
<i>Scoring</i>	Tony Zendejas 115, 40 PAT, 25 FG
<i>Punt Ret.</i>	Kenny Johnson 19-122, 0 TD
<i>Kick Ret.</i>	Kenny Johnson 21-372, 0 TD
<i>Punting</i>	Greg Montgomery 56-2422, 43.3 avg.
<i>Ints.</i>	Steve Brown 5-54, 0 TD
<i>Tackles</i>	John Grimsley 103 (73 solo)
<i>QB Sacks</i>	Ray Childress 8.5

## AMERICAN FOOTBALL CONFERENCE

### EASTERN DIVISION

	W	L	T	PCT.
Buffalo	9	7	0	.563
Indianapolis	8	8	0	.500
Miami	8	8	0	.500
New England	5	11	0	.313
N.Y. Jets	4	12	0	.250

### CENTRAL DIVISION

	W	L	T	Pct.
Cleveland	9	6	1	.594
* Houston	9	7	0	.563
* Pittsburgh	9	7	0	.563
Cincinnati	8	8	0	.500

### WESTERN DIVISION

	W	L	T	Pct.
Denver	11	5	0	.688
Kansas City	8	7	1	.531
L.A. Raiders	8	8	0	.500
Seattle	7	9	0	.438
San Diego	6	10	0	.375

\* Wild Card for Playoffs

## Won 9, Lost 7 Second (Tied)—Central Division Head Coach: Jerry Glanville

### Preseason (2-2)

8/12	at Tampa Bay	.....	23	41
8/19	Miami (Jacksonville, FL)	.....	26	10
8/26	L.A. Raiders (Oakland, CA)	.....	23	21
9/2	at Dallas	.....	28	30

### Regular Season (9-7)

9/10	at Minnesota	L	7-38	54,015
9/17	at San Diego	W	34-27	42,013
9/24	BUFFALO	L	41-47*	57,278
10/1	MIAMI	W	39-7	53,326
10/8	at New England	L	13-23	59,828
10/15	at Chicago	W	33-28	64,383
10/22	PITTSBURGH	W	27-0	59,091
10/29	at Cleveland	L	17-28	78,765
11/5	DETROIT	W	35-31	48,056
11/13	CINCINNATI	W	26-24	60,694
11/19	L.A. RAIDERS	W	23-7	59,198
11/26	at Kansas City	L	0-34	51,342
12/3	at Pittsburgh	W	23-16	40,541
12/10	TAMPA BAY	W	20-17	54,532
12/17	at Cincinnati	L	7-61	47,510
12/23	CLEVELAND	L	20-24	58,852

### AFC WILD CARD GAME\*

12/31	PITTSBURGH	L	23-26*	58,306
-------	------------	---	--------	--------

\* overtime

## TEAM STATISTICS

	Hou.	Avg.	Opp.	Avg.
Total Yds.	5427	339.2	5211	325.7
Rush Yds.	1928	120.5	1669	104.3
Pass Yds.	3499	218.7	3542	221.4
Points	365	22.8	412	25.8

## HONORS

### Pro Bowl

Bruce Matthews, Warren Moon, Mike Munchak

### All-Pro

Bruce Matthews

AFC Player of Year

Warren Moon

All-Rookie

Bubba McDowell

## NATIONAL FOOTBALL CONFERENCE

### EASTERN DIVISION

	W	L	T	Pct.
N.Y. Giants	12	4	0	.750
* Philadelphia	11	5	0	.688
Washington	10	6	0	.625
Phoenix	5	11	0	.313
Dallas	1	15	0	.063

### CENTRAL DIVISION

	W	L	T	Pct.
Minnesota	10	6	0	.625
Green Bay	10	6	0	.625
Detroit	7	9	0	.438
Chicago	6	10	0	.375
Tampa Bay	5	11	0	.313

### WESTERN DIVISION

	W	L	T	Pct.
San Francisco	14	2	0	.875
* L.A. Rams	11	5	0	.688
New Orleans	9	7	0	.563
Atlanta	3	13	0	.188

\* Wild Card for Playoffs

Head Coach: Jerry Glanville

Postseason: 0-1

Standings: 2nd AFC Central (tied)

DATE	OPPONENT	SCORE	W/L	ATT
Sep.10	at Minnesota	7-38	L	54,015
Sep.17	at San Diego	34-27	W	42,013
Sep.24	BUFFALO	41-47*	L	57,278
Oct. 1	MIAMI	39-7	W	53,326
Oct. 8	at New England	13-23	L	59,828
Oct. 15	at Chicago	33-28	W	64,383
Oct. 22	PITTSBURGH	27-0	W	59,991
Oct. 29	at Cleveland	17-28	L	78,765
Nov. 5	DETROIT	35-31	W	48,056
Nov. 13	CINCINNATI	26-24	W	60,694
Nov. 19	L.A. RAIDERS	23-7	W	59,198
Nov. 26	at Kansas City	0-34	L	51,342
Dec. 3	at Pittsburgh	23-16	W	40,541
Dec.10	TAMPA BAY	20-17	W	54,532
Dec. 17	at Cincinnati	7-61	L	47,510
Dec. 23	CLEVELAND	20-24	L	58,852
Dec. 31	PITTSBURGH	23-26*	L	58,306

	OILERS	OPP
TOTAL FIRST DOWNS	327	314
Rushing	112	119
Passing	185	165
Penalty	30	30
3rd Down: Made/Att	83/203	87/191
3rd Down Pct.	40.9	45.5
4th Down: Made/Att	10/14	10/13
4th Down Pct.	71.4	76.9
POSSESSION AVG.	31.59	28.01
TOTAL NET YARDS	5427	5211
Avg. Per Game	339.2	325.7
Total Plays	1028	940
Avg. Per Play	5.3	5.5
NET YARDS RUSHING	1928	1669
Avg. Per Game	120.5	104.3
Total Rushes	495	437
NET YARDS PASSING	3499	3542
Avg. Per Game	218.7	221.4
Sacked/Yards Lost	37/287	36/277
Gross Yards	3786	3819
Att./Comp.	496/295	477/269
Completion Pct.	59.5	57.6
Had Intercepted	16	21
PUNTS/AVERAGE	58/41.8	56/37.6
NET PUNTING AVG.	58/36.1	56/34.0
PENALTIES/YARDS	149/1153	109/903
FUMBLES/BALL LOST	39/17	25/16
TOUCHDOWNS	41	52
Rushing	16	20
Passing	23	28
Returns	2	4

BY PERIODS	1	2	3	4	OT	PTS
Oilers	50	128	85	102	0	365
Opponents	95	106	97	108	6	412

SCORING	TDR	PA	RT	PAT	FG	S	TP
Zendejas	0	0	0	40/40	25/37	0	115
Hill	8	0	8	0	0	0	48
Highsmith	6	4	2	0	0	0	36
Duncan	5	0	5	0	0	0	30
White	5	5	0	0	0	0	30
Moon	4	4	0	0	0	0	24
Givins	3	0	3	0	0	0	18
Harris	2	0	2	0	0	0	12
Jeffries	2	0	2	0	0	0	12
Pinkett	2	2	0	0	0	0	12
Rozier	2	2	0	0	0	0	12
Dishman	1	0	0	1	0	0	6
Seale	1	0	0	1	0	0	6
McDowell	0	0	0	0	1	2	
Oilers	41	16	23	2	40/40	25/37	2 365
Opponents	52	20	28	4	49/50	17/21	0 412

RUSHING	NO	YDS	AVG	LG	TD
Highsmith	128	531	4.1	25	4
Pinkett	94	449	4.8	60	1
White	104	349	3.4	33	5
Rozier	88	301	3.4	17	2
Moon	70	268	3.8	19	4
Montgomery	3	17	5.7	11	0
T. Johnson	4	16	4.0	8	0
Duncan	1	0	0.0	0	0
Carlson	3	-3	-1.0	0	0
Oilers	495	1928	3.9	60	16
Opponents	437	1669	3.8	58	20

RECEIVING	NO	YDS	AVG	LG	TD
Hill	66	938	14.2	50	8
Givins	55	794	14.4	48	3
Jeffries	47	619	13.2	45	2
Duncan	43	613	14.3	55	5
Pinkett	31	239	7.7	23	1
Highsmith	18	201	11.2	32	2
Harris	13	202	15.5	36	2
White	6	37	6.2	11	0
Verhulst	4	48	12.0	21	0
Jackson	4	31	7.8	18	0
Rozier	4	28	7.0	8	0
Mrosko	3	28	9.3	14	0
T. Johnson	1	8	8.0	8	0
Oilers	295	3786	12.8	55	23
Opponents	269	3819	14.2	80	28

INTERCEPTIONS	NO	YDS	AVG	LG	TD
Brown	5	54	10.8	41	0
Lyles	4	66	16.5	48	0
McDowell	4	65	16.3	21	0
Dishman	4	31	7.8	31	0
Eaton	3	33	11.0	20	0
R. Johnson	1	0	0.0	0	0
Donaldson	0	14	-	14	0
Oilers	21	263	12.5	48	0
Opponents	16	171	10.7	43	0

PUNTING	NO	YDS	AVG	NET	TB	IN	LG	B
Montgomery	56	2422	43.3	36.1	7	15	63	2
Oilers	56	2422	41.8	36.1	7	15	63	2
Opponents	56	2107	37.6	34.0	4	10	55	3

PUNT RETURNS	NO	FC	YDS	AVG	LG	TD
K. Johnson	19	21	122	6.4	19	0
Oilers	19	21	122	6.4	19	0
Opponents	24	7	191	8.0	28	0

KICKOFF RETURNS	NO	YDS	AVG	LG	TD
K. Johnson	21	372	17.7	39	0
White	17	303	17.8	29	0
Harris	14	331	23.6	63	0
T. Johnson	13	224	17.2	27	0
Mrosko	3	46	15.3	19	0
Williams	2	8	4.0	8	0
Fairs	1	1	1.0	1	0
Lyles	1	0	0.0	0	0
Gl. Montgomery	1	0	0.0	0	0
Verhulst	1	0	0.0	0	0
Oilers	74	1285	17.4	63	1
Opponents	59	1024	17.4	97	1

FIELD GOALS	1-19	20-29	30-39	40-49	50+
Zendejas	1/1	8/9	9/14	6/11	2/2
Oilers	1/1	8/9	9/14	5/11	2/2
Opponents	2/2	3/3	9/10	3/5	0/1

FIELD GOALS	1-19	20-29	30-39	40-49	50+
Zendejas	0	0	0	0	0
Oilers	0	0	0	0	0
Opponents	0	0	0	0	0

FIELD GOALS	1-19	20-29	30-39	40-49	50+
Zendejas	0	0	0	0	0
Oilers	0	0	0	0	0
Opponents	0	0	0	0	0

FIELD GOALS	1-19	20-29	30-39	40-49	50+
Zendejas	0	0	0	0	0
Oilers	0	0	0	0	0
Opponents	0	0	0	0	0

**Opponents:** (35G,51N) () (43G,26G) () (30G,45N,34G,43G) () () (47G) (38G) () (31G,39B,34G) (18G,37G,18G) (21G,48N) (27G,30G) (32G)

**SACKS**  
Childress 8.5, Fuller 6.5, Jones 6.0, Meads 4.0, Brown 3.0, Fairs 2.5, Lyles 2.0, Gl. Montgomery 1.5, McDowell 1.0, D. Smith 1.0  
**Oilers 36.0, Opponents 37.0**

**TACKLES (Solo, Assists, Total)**  
Grimsley (72-30-102), McDowell (63-25-88), A. Smith (47-25-72), Lyles (43-22-65), Brown (49-14-63), Donaldson (35-27-62), Meads (35-26-61), Childress (38-19-57), Allen (47-6-53), Eaton (26-18-44), Fuller (31-11-42), Jones (21-14-35), Fairs (22-11-33), Dishman (27-3-30), Byrd (20-10-30), D. Smith (17-6-23), R. Johnson (17-5-22), Kozak (9-1-10), Bell (3-0-3), Brantley (2-1-3)  
**Oilers (651-293-944)**

**USUAL STARTING LINEUP**

**OFFENSE**  
WR Drew Hill (85)  
LT Bruce Davis (77)  
LG Mike Munchak (63)  
C Jay Pennison (52)  
RG Bruce Matthews (74)  
RT Dean Steinkuhler (70)  
TE Bob Mrosko (87)  
WR Ernest Givins (81)  
QB Warren Moon (1)  
RB Mike Rozier (30)  
FB Alonzo Highsmith (32)

**DEFENSE**  
LE Ray Childress (79)  
NT Doug Smith (99)  
RE Richard Byrd (71)  
Sean Jones (96)  
OLB Robert Lyles (93)  
ILB John Grimsley (59)  
ILB Al Smith (54)  
OLB Johnny Meads (91)  
LCB Steve Brown (24)  
RCB Patrick Allen (29)  
SS Bubba McDowell (25)  
FS Jeff Donaldson (31)

**SPECIALISTS**  
K Tony Zendejas (7)  
P Greg Montgomery (9)

Pro Bowl  
All-Pro



Bruce Matthews

PASSING	ATT	CMP	PCT	YARDS	YDS/ATT	TD	INT	LG	SK/YDS	RATING
Moon	464	280	60.3	3631	7.83	23	14	55	35/267	88.9
Carlson	31	15	48.4	155	5.00	0	1	23	2/20	49.8
Zendejas	1	0	0.0	0	0.00	0	1	0	0/0	0.0
Oilers	496	295	59.5	3786	7.63	23	16	55	37/287	85.5
Opponents	467	269	57.6	3819	8.18	28	16	80	36/277	85.4

GM: Mike Holovak; Head Coach: Jerry Glanville  
Asst. Coaches: Kevin Gilbride (QB), Kim Helton (OL), Frank Novak (RB), Floyd Reese (LB), Nick Saban (DB), Ray Sherman (WR), Doug Shively (DL), Richard Smith (ST/TE), Steve Watterson (strength & rehab.)

Front Office  
Coaching Staff  
Players  
Rookies  
2007 Season  
Records  
History  
Playoff History  
Sidelines

## USUAL LINEUP

### Offense

WR	85	Drew Hill
LT	77	Bruce Davis
LG	63	Mike Munchak
C	52	Jay Pennison
RG	74	Bruce Matthews
RT	70	Dean Steinkuhler
TE	87	Jamie Williams
WR	81	Ernest Givins
QB	1	Warren Moon
RB	30	Mike Rozier
FB	32	Alonzo Highsmith

### Defense

LE	79	Ray Childress
NT	99	Doug Smith
	71	Richard Byrd
RE	95	William Fuller
OLB	93	Robert Lyles
ILB	59	John Grimsley
ILB	54	Al Smith
OLB	91	Johnny Meads
LCB	24	Steve Brown
RCB	29	Patrick Allen
SS	25	Keith Bostic
FS	31	Jeff Donaldson
K	7	Tony Zendejas
P	9	Greg Montgomery

### OILERS LEADERS

<i>Rushing</i>	Mike Rozier 251-1002, 10 TD
<i>Receiving</i>	Drew Hill 72-1141, 10 TD
<i>Passing</i>	Warren Moon 294-160, 2327 yds. 8 INT, 17 TD
<i>Scoring</i>	Tony Zendejas 114, 48 PAT, 22 FG
<i>Punt Ret.</i>	Kenny Johnson 30-170, 0 TD
<i>Kick Ret.</i>	Leonard Harris 34-678, 0 TD
<i>Punting</i>	Greg Montgomery 65-2523, 38.8 avg.
<i>Ints.</i>	Jeff Donaldson 4-29, 0 TD
<i>Tackles</i>	John Grimsley 115 (70 solo)
<i>QB Sacks</i>	Ray Childress 8.5; William Fuller 8.5

## AMERICAN FOOTBALL CONFERENCE

### EASTERN DIVISION

	W	L	T	PCT.
Buffalo	12	4	0	.750
Indianapolis	9	7	0	.563
New England	9	7	0	.563
N.Y. Jets	8	7	1	.531
Miami	6	10	0	.375

### CENTRAL DIVISION

	W	L	T	Pct.
Cincinnati	12	4	0	.750
* Cleveland	10	6	0	.625
* Houston	10	6	0	.625
Pittsburgh	5	11	0	.313

### WESTERN DIVISION

	W	L	T	Pct.
Seattle	9	7	0	.563
Denver	8	8	0	.500
L.A. Raiders	7	9	0	.438
San Diego	6	10	0	.375
Kansas City	4	11	1	.281

\* Wild Card for Playoffs

Won 10, Lost 6  
Second (Tied)—Central Division  
Head Coach: Jerry Glanville

### Preseason (4-0)

8/4	at BUFFALO	.....	13	9
8/13	at New England (Memphis, TN)	.....	27	14
8/20	at L.A. Rams	.....	20	17
8/27	at Dallas	.....	54	10

### Regular Season (10-6)

9/4	at Indianapolis	W	17-14*	57,251
9/11	at L.A. RAIDERS	W	38-35	46,050
9/18	at N.Y. Jets	L	3-45	64,683
9/25	at NEW ENGLAND	W	31-6	38,646
10/2	at Philadelphia	L	23-32	64,692
10/9	at KANSAS CITY	W	7-6	39,134
10/16	at Pittsburgh	W	34-14	52,229
10/23	at Cincinnati	L	21-44	54,659
10/30	at WASHINGTON	W	41-17	48,781
11/7	at CLEVELAND	W	24-17	51,467
11/13	at Seattle	L	24-27	60,446
11/20	at PHOENIX	W	38-20	43,843
11/24	at Dallas	W	25-17	50,845
12/4	at PITTSBURGH	L	34-37	47,791
12/11	at CINCINNATI	W	41-6	50,269
12/18	at Cleveland	L	23-28	74,610

### AFC WILD CARD GAME

12/24	at Cleveland	W	24-23	74,977
-------	--------------	---	-------	--------

### AFC DIVISIONAL PLAYOFF GAME

1/1	at Buffalo	L	10-17	79,532
-----	------------	---	-------	--------

\* overtime

## TEAM STATISTICS

	Hou.	Avg.	Opp.	Avg.
<b>Total Yds.</b>	5205	325.3	4858	303.6
<b>Rush Yds.</b>	2249	140.6	1592	99.5
<b>Pass Yds.</b>	2956	184.7	3266	204.1
<b>Points</b>	424	26.5	365	22.8

## HONORS

### Pro Bowl

Keith Bostic, Ray Childress, John Grimsley, Drew Hill, Bruce Matthews, Warren Moon, Mike Munchak, Mike Rozier

### All-Pro

Bruce Matthews

## NATIONAL FOOTBALL CONFERENCE

### EASTERN DIVISION

	W	L	T	Pct.
Philadelphia	10	6	0	.625
N.Y. Giants	10	6	0	.625
Washington	7	9	0	.438
Phoenix	7	9	0	.438
Dallas	3	13	0	.188

### CENTRAL DIVISION

	W	L	T	Pct.
Chicago	12	4	0	.750
* Minnesota	11	5	0	.688
Tampa Bay	5	11	0	.313
Detroit	4	12	0	.250
Green Bay	4	12	0	.250

### WESTERN DIVISION

	W	L	T	Pct.
San Francisco	10	6	0	.625
* L.A. Rams	10	6	0	.625
New Orleans	10	6	0	.625
Atlanta	5	11	0	.313

\* Wild Card for Playoffs

Head Coach: Jerry Glanville

Postseason: 1-1

Standings: 2nd AFC Central (tied)

DATE	OPPONENT	SCORE	WL	ATT
Sep. 4	at Indianapolis	17-14*	W	57,251
Sep.11	L.A. RAIDERS	38-35	W	46,050
Sep.18	at NY Jets	3-45	L	64,683
Sep.25	NEW ENGLAND	31-6	W	38,646
Oct. 2	at Philadelphia	23-32	L	64,692
Oct. 9	KANSAS CITY	7-6	W	39,134
Oct. 16	at Pittsburgh	34-14	W	52,229
Oct. 23	at Cincinnati	21-44	L	54,659
Oct. 30	WASHINGTON	41-17	W	48,781
Nov. 7	CLEVELAND	24-17	W	51,467
Nov. 13	at Seattle	24-27	L	60,446
Nov. 20	PHOENIX	38-20	W	43,843
Nov. 24	at Dallas	25-17	W	50,845
Dec. 4	PITTSBURGH	34-37	L	47,791
Dec. 11	CINCINNATI	41-6	W	50,269
Dec. 18	at Cleveland	23-28	L	74,610
Dec. 24	at Cleveland	24-23	W	74,977
Jan. 1	at Buffalo	10-17	L	79,532

	OILERS	OPP
TOTAL FIRST DOWNS	308	304
Rushing	141	94
Passing	148	170
Penalty	19	40
3rd Down: Made/Att	84/202	82/207
3rd Down Pct.	41.6	39.6
4th Down: Made/Att	7/13	8/14
4th Down Pct.	53.8	57.1
POSSESSION AVG.	31:11	28:49
TOTAL NET YARDS	5205	4858
Avg. Per Game	325.3	303.6
Total Plays	1010	985
Avg. Per Play	5.2	4.9
NET YARDS RUSHING	2249	1592
Avg. Per Game	140.6	99.5
Total Rushes	558	431
NET YARDS PASSING	2956	3266
Avg. Per Game	184.8	204.1
Sacked/Yards Lost	24/210	42/353
Gross Yards	3166	3619
Att./Comp.	428/218	512/281
Completion Pct.	50.9	54.9
Had Intercepted	18	22
PUNTS/AVERAGE	65/38.8	80/37.2
NET PUNTING AVG.	65/34.1	80/31.9
PENALTIES/YARDS	125/1150	118/947
FUMBLE/BALL LOST	33/17	33/20
TOUCHDOWNS	51	46
Rushing	26	20
Passing	21	22
Returns	4	4

BY PERIODS	1	2	3	4	OTPTS	
Oilers	84	137	100	100	3	424
Opponents	85	112	71	97	0	365

SCORING	TD	RU	PA	RT	PAT	FG	S	TP
Zendejas	0	0	0	0	48/50	22/34	0	114
Rozier	11	10	1	0	0	0	0	66
Hill	10	0	10	0	0	0	0	60
Pinkett	9	7	2	0	0	0	0	54
Givins	5	0	5	0	0	0	0	30
Moon	5	0	5	0	0	0	0	30
Highsmith	2	2	0	0	0	0	0	12
Brown	1	0	0	1	0	0	0	6
Bryant	1	0	0	1	0	0	0	6
Carlson	1	1	0	0	0	0	0	6
Dishman	1	0	0	1	0	0	0	6
Drewrey	1	0	1	0	0	0	0	6
Duncan	1	0	1	0	0	0	0	6
Jeffries	1	0	1	0	0	0	0	6
Pease	1	1	0	0	0	0	0	6
White	1	0	0	1	0	0	0	6
Fairs	0	0	0	0	0	1	2	2
Seale	0	0	0	0	0	1	2	2
Oilers	51	26	21	4	48/50	22/34	2	424
Opponents	46	20	22	4	43/46	14/18	2	365

PASSING	ATT	CMP	PCT	YARDS	YDS/ATT	TD	INT	LG	SK/YDS	RATING
Moon	294	160	54.4	2327	7.91	17	8	57t	12/120	88.4
Carlson	112	52	46.4	775	6.92	4	6	51t	10/72	59.2
Pease	22	6	27.3	64	2.91	0	4	21t	2/18	0.0
Oilers	428	218	50.9	3166	7.40	21	18	57t	24/210	74.2
Opponents	512	281	54.9	3619	7.07	22	22	80t	42/353	73.7

RUSHING	NO	YDS	AVG	LG	TD
Rozier	251	1002	4.0	28	10
Pinkett	122	513	4.2	27	7
Highsmith	94	466	5.0	42	2
White	31	115	3.7	16	0
Moon	33	88	2.7	14	5
Carlson	12	36	3.0	10	1
Givins	4	26	6.5	10	0
Tillman	3	5	1.7	2	0
Pease	8	-2	-0.3	4t	1
Oilers	558	2249	4.0	42	26
Opponents	431	1592	3.7	44	20

RECEIVING	NO	YDS	AVG	LG	TD
Hill	72	1141	15.8	57t	10
Givins	60	976	16.3	46	5
Duncan	22	302	13.7	36	1
Highsmith	12	131	10.9	28	0
Pinkett	12	114	9.5	51t	2
Drewrey	11	172	15.6	55	1
Rozier	11	99	9.0	18	1
Harris	10	136	13.6	42	0
Williams	6	46	7.7	10	0
Jeffries	2	49	24.5	42	1
Oilers	218	3166	14.5	57t	21
Opponents	281	3619	12.9	80t	22

INTERCEPTIONS	NO	YDS	AVG	LG	TD
Donaldson	4	29	7.3	23	0
Bryant	3	56	18.7	36t	1
R. Johnson	3	0	0.0	0	0
Brown	2	48	24.0	44t	1
Lyles	2	3	1.5	3	0
K. Johnson	1	51	51.0	51	0
Seale	1	46	46.0	46	0
Allen	1	23	23.0	21	0
D. Smith	1	20	20.0	20	0
Fuller	1	9	9.0	9	0
Grimsley	1	9	9.0	9	0
Bostic	1	7	7.0	7	0
Byrd	1	1	1.0	1	0
Oilers	22	302	13.7	51	2
Opponents	18	289	16.1	73	1

PUNTING	NO	YDS	AVG	NET	TB	IN	LG	B
Montgomery	65	2523	38.8	34.1	5	12	61	0
Oilers	65	2523	38.8	34.1	5	12	61	0
Opponents	80	2973	37.2	31.9	10	14	60	5

PUNT RETURNS	NO	FC	YDS	AVG	LG	TD
K. Johnson	30	6	170	5.7	16	0
Duncan	4	2	47	11.8	26	0
Drewrey	2	2	8	4.0	8	0
Oilers	36	10	225	6.3	26	0
Opponents	35	9	206	5.9	18	0

KICKOFF RETURNS	NO	YDS	AVG	LG	TD
Harris	34	678	19.9	56	0
White	8	196	24.5	90t	1
Pinkett	7	137	19.6	29	0
K. Johnson	6	157	26.2	56	0
Donaldson	1	5	5.0	5	0
Drewrey	1	10	10.0	10	0
Duncan	1	34	34.0	34	0
R. Johnson	1	2	2.0	2	0
Tillman	1	13	13.0	13	0
Oilers	60	1232	20.5	90t	1
Opponents	69	1362	19.7	92t	1

FIELD GOALS	1-19	20-29	30-39	40-49	50+
Zendejas	1/1	3/5	7/8	9/16	2/4
Oilers	1/1	3/5	7/8	9/16	2/4
Opponents	0/0	4/4	1/2	8/10	1/2

Zendejas:(47B, 26N, 35G), (19G) (30G, 26N,48N) (46N,46N,49G) ( ) (37N,50N) (50G,27G) (45N) (41G,39G) (52N,47G)

(52G) (46N,37G) (28G,49G,47G,22G) (36G,41G,41N) (43G,48G) (39G,42G,35G)  
**Opponents:** (57N) (48N) (47G) ( ) (22G,39G,41G) (28G,51G) ( ) ( ) (46G) (40G) (40G,46G) ( ) (29G) (39N,45G,48B) (45G,27G) ( )

**SACKS**  
 Childress 8.5, Fuller 8.5, Meads 8.0, S. Jones 7.5, D. Smith 3.0, Bostic 2.0, Lyles 1.5, Grimsley 1.0, Mikolas 1.0, Seale 1.0  
**Oilers 42.0, Opponents 24.0**

**TACKLES (Solo, Assists, Total)**  
 Grimsley (66-45-111), A. Smith (57-39-96), Lyles (58-34-92), Donaldson (53-34-87), Bostic (47-23-70), Meads (43-21-64), Brown (46-17-63), Childress (45-15-60), Fuller 40-16-56), R. Johnson 31-13-44), Allen (33-6-39), S. Jones (22-15-37), Byrd (25-11-36), D. Smith (22-13-35), Seale (14-5-19), Bryant (7-8-15), Dishman (12-0-12), K. Johnson (7-2-9), Fairs (8-0-18), Banks (4-0-4), W. Johnson (2-1-3), Mikolas (1-0-1), Loveall (1-0-1), Caston (0-1-1)

**USUAL STARTING LINEUP**

**OFFENSE**  
**WR** Drew Hill (85)  
**LT** Bruce Davis (77)  
**LG** Mike Munchak (63)  
**C** Jay Pannison (52)  
**RT** Bruce Matthews (74)  
**RG** Dean Steinkuhler (70)  
**TE** Jamie Williams (87)  
**WR** Ernest Givins (81)  
**QB** Warren Moon (1)  
**RB** Mike Rozier (30)  
**FB** Alonzo Highsmith (32)

**DEFENSE**  
**LE** Ray Childress (79)  
**NT** Doug Smith (99)  
 Richard Byrd (71)  
**RE** William Fuller (95)  
**OLB** Robert Lyles (93)  
**ILB** John Grimsley (59)  
**ILB** Al Smith (54)  
**OLB** Johnny Meads (91)  
**LCB** Steve Brown (24)  
**RCB** Patrick Allen (29)  
**SS** Keith Bostic (25)  
**FS** Jeff Donaldson (31)

**SPECIALISTS**  
**K** Tony Zendejas (7)  
**P** Greg Montgomery (9)

Pro Bowl  
 All-Pro



Drew Hill

GM: Ladd Herzog; Head Coach: Jerry Glanville  
 Asst. Coaches: Kim Helton (OL), Milt Jackson (WR), June Jones (QB), Floyd Reese (LB), Nick Saban (DB), Ray Sherman (RB), Doug Shively (DL), Richard Smith (ST/TE), Steve Watterson (strength & rehab.)

Front Office  
 Coaching Staff  
 Players  
 Rookies  
 2007 Season  
 Records  
 History  
 Playoff History  
 Sidelines

## USUAL LINEUP

### Offense

WR	85	Drew Hill
LT	77	Bruce Davis
LG	63	Mike Munchak
C	52	Jay Pennison
RG	74	Bruce Matthews
RT	70	Dean Steinkuhler
TE	87	Jamie Williams
WR	81	Ernest Givins
QB	1	Warren Moon
RB	30	Mike Rozier
FB	35	Ray Wallace

### Defense

LE	79	Ray Childress
NT	99	Doug Smith
RE	71	Richard Byrd
OLB	93	Robert Lyles
ILB	59	John Grimsley
ILB	54	Al Smith
OLB	91	Johnny Meads
LCB	24	Steve Brown
RCB	29	Patrick Allen
SS	25	Keith Bostic
FS	31	Jeff Donaldson

K	7	Tony Zendejas
P	8	Jeff Gossett

*Won 9, Lost 6*  
*Second—Central Division*  
*Head Coach: Jerry Glanville*

### Preseason (2-2)

8/13	KANSAS CITY	.....	20	32
8/22	at New Orleans	.....	16	13
8/29	at Indianapolis	.....	6	17
9/5	at Dallas	.....	18	13

### Regular Season (9-6)

9/13	L.A. RAMS	W	20-16	33,186
9/20	at Buffalo	L	30-34	56,534
10/4	at Denver	W	40-10+	38,494
10/11	at Cleveland	W	15-10+	38,927
10/18	NEW ENGLAND	L	7-21+	26,294
10/25	ATLANTA	W	37-33	29,062
11/1	at Cincinnati	W	31-29	52,700
11/8	at San Francisco	L	20-27	59,740
11/15	at Pittsburgh	W	23-3	56,177
11/22	CLEVELAND	L	7-40	51,161
11/29	at Indianapolis	L	27-51	54,999
12/6	SAN DIEGO	W	33-18	31,714
12/13	at New Orleans	L	10-24	68,257
12/20	PITTSBURGH	W	24-16	38,683
12/27	CINCINNATI	W	21-17	49,775

### AFC WILD CARD GAME

1/3	SEATTLE	W	23-20*	49,622
-----	---------	---	--------	--------

### AFC DIVISIONAL PLAYOFF GAME

1/10	at Denver	L	10-34	75,968
------	-----------	---	-------	--------

\* overtime

+ replacement games

## TEAM STATISTICS

	<i>Hou.</i>	<i>Avg.</i>	<i>Opp.</i>	<i>Avg.</i>
<b>Total Yds.</b>	5223	348.2	4993	332.9
<b>Rush Yds.</b>	1923	128.2	1848	123.2
<b>Pass Yds.</b>	3300	220.0	3145	209.7
<b>Points</b>	345	23.0	349	23.3

## HONORS

### Pro Bowl

Keith Bostic, Mike Munchak, Mike Rozier

### All-Pro

Mike Munchak

## AMERICAN FOOTBALL CONFERENCE

### EASTERN DIVISION

	W	L	T	Pct.
Indianapolis	9	6	0	.600
New England	8	7	0	.533
Miami	8	7	0	.533
Buffalo	7	8	0	.467
N.Y. Jets	6	9	0	.400

### CENTRAL DIVISION

	W	L	T	Pct.
Cleveland	10	5	0	.667
* Houston	9	6	0	.600
Pittsburgh	8	7	0	.533
Cincinnati	4	11	0	.267

### WESTERN DIVISION

	W	L	T	Pct.
Denver	10	4	1	.700
* Seattle	9	6	0	.600
San Diego	8	7	0	.533
L.A. Raiders	5	10	0	.333
Kansas City	4	11	0	.267

\* Wild Card for Playoffs

## NATIONAL FOOTBALL CONFERENCE

### EASTERN DIVISION

	W	L	T	Pct.
Washington	11	4	0	.733
Dallas	7	8	0	.467
St. Louis	7	8	0	.467
Philadelphia	7	8	0	.467
N.Y. Giants	6	9	0	.400

### CENTRAL DIVISION

	W	L	T	Pct.
Chicago	11	4	0	.733
* Minnesota	8	7	0	.533
Green Bay	5	9	1	.367
Tampa Bay	4	11	0	.267
Detroit	4	11	0	.267

### WESTERN DIVISION

	W	L	T	Pct.
San Francisco	13	2	0	.867
* New Orleans	12	3	0	.800
L.A. Rams	6	9	0	.400
Atlanta	3	12	0	.200

\* Wild Card for Playoffs

Front Office

Coaching Staff

Players

Rookies

2007 Season

Records

History

Playoff History

Sidelines

Head Coach: Jerry Glanville

Postseason: 1-1

Standings: 2nd AFC Central

Table with columns: DATE, OPPONENT, SCORE, W/L, ATT. Lists game results from Sep. 13 to Jan. 10.

# canceled due to players' strike + replacement games

Summary statistics table with columns: OILERS, OPP. Includes totals for First Downs, Net Yards, etc.

BY PERIODS table with columns: 1, 2, 3, 4, OTPTS. Shows Oilers vs Opponents performance by quarter.

SCORING table with columns: TD, RU, PAT, FG, S, TP. Lists touchdowns, runs, passes, field goals, and touchdowns by player.

PASSING table with columns: ATT, CMP, PCT, YARDS, YDS/ATT, TD, INT, LG, SK/YDS, RATING. Lists passing stats for Moon, Pease, D. Hill, and Oilers/Opponents.

RUSHING table with columns: NO, YDS, AVG, LG, TD. Lists rushing stats for players like Rozier, Jackson, Pinkett, etc.

RECEIVING table with columns: NO, YDS, AVG, LG, TD. Lists receiving stats for players like Givins, D. Hill, Rozier, etc.

INTERCEPTIONS table with columns: NO, YDS, AVG, LG, TD. Lists interception stats for Bostic, Bryant, etc.

PUNTING table with columns: NO, YDS, AVG, NET, TB, INT, B. Lists punting stats for Gossett LG and TM.

PUNT RETURNS table with columns: NO, FC, YDS, AVG, LG, TD. Lists punt return stats for K. Johnson, Duncan, etc.

KICKOFF RETURNS table with columns: NO, YDS, AVG, LG, TD. Lists kickoff return stats for Duncan, Pinkett, etc.

PASSING table with columns: ATT, CMP, PCT, YARDS, YDS/ATT, TD, INT, LG, SK/YDS, RATING. Lists passing stats for Oilers and Opponents.

Table listing individual player stats for quarterbacks: Valentine, Walters, Wallace\*.

FIELD GOALS table with columns: 1-19, 20-29, 30-39, 40-49, 50+. Lists field goal stats for Zendejas, Dietrich, and Oilers/Opponents.

Zendejas stats table with columns: (44G, 19G), (52G, 27G, 30G), etc. Lists Zendejas' performance in different situations.

SACKS table with columns: Childress 6.0, Martin (Hou) 3.0, Meads 4.0, etc. Lists sack stats for various players.

TACKLES (Solo, Assists, Total) table listing tackle stats for A. Smith, Donaldson, Lyles, Childress, etc.

USUAL STARTING LINEUP table listing the starting roster for the Oilers.

OFFENSE table listing offensive player stats: WR Drew Hill (85), LT Bruce Davis (77), LG Mike Munchak (63), etc.

DEFENSE table listing defensive player stats: LE Ray Childress (79), NT Doug Smith (99), RE Richard Byrd (71), etc.

SPECIALISTS table listing specialist stats: K Tony Zendejas (7), P Jeff Gossett (8).

Pro Bowl All-Pro

GM: Ladd Herzog; Head Coach: Jerry Glanville. Asst. Coaches: Tom Bettis (DB), Kim Helton (OL), Mitt Jackson (WR), Dick Jamieson (RB), June Jones (QB), Miller McCalmon (ST/TE), Floyd Reese (LB), Doug Shively (DL), Steve Watterson (strength & rehab).

Vertical navigation labels on the right: Front Office, Coaching Staff, Players, Rookies, 2007 Season, Records, History, Playoff History, Sidelines.



## USUAL LINEUP

### Offense

WR	85	Drew Hill
LT	74	Bruce Matthews
LG	63	Mike Munchak
C	55	Jim Romano
	52	Jay Pennison
RG	72	Kent Hill
RT	70	Dean Steinkuhler
TE	87	Jamie Williams
WR	81	Ernest Givins
QB	1	Warren Moon
RB	33	Mike Rozier
FB	30	Larry Moriarty
	40	Butch Woolfolk

### Defense

LE	79	Ray Childress
NT	99	Doug Smith
	68	Mike Golic
RE	71	Richard Byrd
OLB	93	Robert Lyles
ILB	53	Avon Riley
	59	John Grimsley
ILB	56	Robert Abraham
OLB	91	Johnny Meads
LCB	24	Steve Brown
RCB	29	Patrick Allen
SS	25	Keith Bostic
FS	21	Bo Eason
	31	Jeff Donaldson

K	7	Tony Zendejas
P	11	Lee Johnson

### OILERS LEADERS

<i>Rushing</i>	Mike Rozier 199-662, 4 TD
<i>Receiving</i>	Drew Hill 65-1112, 5 TD
<i>Passing</i>	Warren Moon 488-256, 3489 yds. 26 INT, 13 TD
<i>Scoring</i>	Tony Zendejas 94, 28 PAT, 22 FG
<i>Punt Ret.</i>	Willie Drewrey 25-262, 0 TD
<i>Kick Ret.</i>	Pinkett 26-519; Drewrey 25-500
<i>Punting</i>	Lee Johnson 88-3623, 41.2 avg.
<i>Ints.</i>	Lyday 3-24, 0 TD; Allen 3-20, 0 TD
<i>Tackles</i>	John Grimsley 199 (112 solo)
<i>QB Sacks</i>	Ray Childress 5

## AMERICAN FOOTBALL CONFERENCE

### EASTERN DIVISION

	W	L	T	Pct.
New England	11	5	0	.688
* N.Y. Jets	10	6	0	.625
Miami	8	8	0	.500
Buffalo	4	12	0	.250
Indianapolis	3	13	0	.188

### CENTRAL DIVISION

	W	L	T	Pct.
Cleveland	12	4	0	.750
Cincinnati	10	6	0	.625
Pittsburgh	6	10	0	.375
Houston	5	11	0	.313

### WESTERN DIVISION

	W	L	T	Pct.
Denver	11	5	0	.688
* Kansas City	10	6	0	.625
Seattle	10	6	0	.625
L.A. Raiders	8	8	0	.500
San Diego	4	12	0	.250

\* Wild Card for Playoffs

## Won 5, Lost 11 Fourth—Central Division Head Coach: Jerry Glanville

### Preseason (4-0)

8/5	at L.A. Rams	.....	17	14
8/16	BUFFALO	.....	23	20
8/23	NEW ORLEANS	.....	24	13
8/30	at Dallas	.....	17	14

### Regular Season (5-11)

9/7	at Green Bay	W	31-3	54,065
9/14	CLEVELAND	L	20-23	46,049
9/21	at Kansas City	L	13-27	43,699
9/28	PITTSBURGH	L	16-22*	42,001
10/5	at Detroit	L	13-24	41,960
10/12	CHICAGO	L	7-20	46,026
10/19	at Cincinnati	L	28-31	53,844
10/26	L.A. RAIDERS	L	17-28	41,641
11/2	at Miami	L	7-28	43,804
11/9	CINCINNATI	W	32-28	32,130
11/16	at Pittsburgh	L	10-21	49,724
11/23	INDIANAPOLIS	W	31-13	31,792
11/30	at Cleveland	L	10-13*	62,309
12/7	at San Diego	L	0-27	40,103
12/14	MINNESOTA	W	23-10	32,738
12/21	BUFFALO	W	16-7	31,409

\* overtime

### TEAM STATISTICS

	Hou.	Av.	Opp.	Av.
<b>Total Yds.</b>	5149	321.8	5034	314.6
<b>Rush Yds.</b>	1700	106.2	2035	127.2
<b>Pass Yds.</b>	3449	215.6	2999	187.4
<b>Points</b>	274	17.1	329	20.6

### HONORS

All-Rookie  
Ernest Givins

## NATIONAL FOOTBALL CONFERENCE

### EASTERN DIVISION

	W	L	T	Pct.
N.Y. Giants	14	2	0	.875
* Washington	12	4	0	.750
Dallas	7	9	0	.438
Philadelphia	5	10	1	.344
St. Louis	4	11	1	.281

### CENTRAL DIVISION

	W	L	T	Pct.
Chicago	14	2	0	.875
Minnesota	9	7	0	.563
Detroit	5	11	0	.313
Green Bay	4	12	0	.250
Tampa Bay	2	14	0	.125

### WESTERN DIVISION

	W	L	T	Pct.
San Francisco	10	5	1	.656
* L.A. Rams	10	6	0	.625
Atlanta	7	8	1	.469
New Orleans	7	9	0	.438

\* Wild Card for Playoffs

Head Coach: Jerry Glanville

Postseason: 0-0

Standings: 4th AFC Central

DATE	OPPONENT	SCORE	WL	ATT
Sep.7	at Green Bay	31-3	W	54,065
Sep.14	CLEVELAND	20-23	L	46,049
Sep.21	at Kansas City	13-27	L	43,699
Sep.29	PITTSBURGH	16-22*	L	42,001
Oct. 5	at Detroit	13-24	L	41,960
Oct. 12	CHICAGO	7-20	L	46,026
Oct. 19	at Cincinnati	28-31	L	53,844
Oct. 26	L.A. RAIDERS	17-28	L	41,641
Nov. 2	at Miami	7-28	L	43,804
Nov. 9	CINCINNATI	32-28	W	32,130
Nov. 16	at Pittsburgh	10-21	L	49,724
Nov. 23	INDIANAPOLIS	31-17	W	31,792
Nov. 30	at Cleveland	10-13*	L	62,309
Dec. 7	at San Diego	0-27	L	40,103
Dec. 14	MINNESOTA	23-10	W	32,738
Dec. 21	BUFFALO	16-7	W	31,409

	OILERS	OPP
TOTAL FIRST DOWNS	299	285
Rushing	101	102
Passing	179	137
Penalty	19	46
3rd Down: Made/Att	88/233	79/223
3rd Down Pct.	37.8	35.4
4th Down: Made/Att	4/13	6/12
4th Down Pct.	30.8	50.0
POSSESSION AVG.	30:33	29:27
TOTAL NET YARDS	5149	5034
Avg. Per Game	321.8	314.6
Total Plays	1089	1054
Avg. Per Play	4.7	4.8
NET YARDS RUSHING	1700	2035
Avg. Per Game	106.3	127.2
Total Rushes	490	532
NET YARDS PASSING	3449	2999
Avg. Per Game	215.6	187.4
Gross Yards Lost	48/394	32/201
Gross Yards	3843	3200
Att./Comp.	551/288	490/228
Completion Pct.	52.3	46.5
Had Intercepted	31	16
PUNTS/AVERAGE	89/41.1	94/39.5
NET PUNTING AVG.	89/35.7	94/33.3
PENALTIES/YARDS	121/1018	85/674
FUMBLES/BALL LOST	28/12	31/16
TOUCHDOWNS	30	39
Rushing	13	13
Passing	14	25
Returns	3	1

BY PERIODS	1	2	3	4	OT	PTS
Oilers	57	70	71	76	0	274
Opponents	37	131	71	81	9	329

SCORING	TD	R	P	A	R	PAT	FG	S	TP
Zendejas	0	0	0	0	28/29	22/27	0	0	94
D. Hill	5	0	5	0	0	0	0	0	30
Wallace	5	3	2	0	0	0	0	0	30
Givins	4	1	3	0	0	0	0	0	24
Rozier	4	4	0	0	0	0	0	0	24
Pinkett	3	2	1	0	0	0	0	0	18
Moon	2	2	0	0	0	0	0	0	12
Woolfolk	2	0	2	0	0	0	0	0	12
Donaldson	1	0	0	1	0	0	0	0	6
Lyles	1	0	0	1	0	0	0	0	6
Mariarty	1	1	0	0	0	0	0	0	6
Munchak	1	0	0	1	0	0	0	0	6
J. Williams	1	0	1	0	0	0	0	0	6
Oilers	30	13	14	3	28/29	22/27	0	0	274
Opponents	39	13	25	1	38/38	19/29	0	0	329

PASSING	ATT	CMP	PCT	YARDS	YDS/ATT	TD	INT	LG	SK/YDS	RATING
Moon	488	256	52.5	3489	7.15	13	26	81t	41/332	62.3
Luck	60	31	51.7	341	5.68	1	5	27	7/62	39.7
Givins	2	0	0.0	0	0.00	0	0	0	0/0	39.6
Rozier	1	1	100.0	13	13.00	0	0	13	0/0	118.8
Oilers	551	288	52.3	3843	6.97	14	31	81t	48/394	59.7
Opponents	490	228	46.5	3200	6.53	25	16	85t	32/201	71.5

RUSHING	NO	YDS	AVG	LG	TD
Rozier	199	662	3.3	19t	4
Pinkett	77	225	2.9	14	2
Wallace	52	218	4.2	19	3
Moon	42	157	3.7	19	2
Givins	9	148	16.4	43t	1
Moriarty	55	137	2.5	9	1
Banks	29	80	2.8	9	0
Woolfolk	23	57	2.5	15	0
Luck	2	12	6.0	8	0
Edwards	1	3	3.0	3	0
Oliver LG	1	1	1.0	1	0
Oliver TM	1	1	1.0	1	0
Oilers	490	1700	3.5	43t	13
Opponents	532	2035	3.8	45	13

RECEIVING	NO	YDS	AVG	LG	TD
D. Hill	65	1112	17.1	81t	5
Givins	61	1062	17.4	60	3
Pinkett	35	248	7.1	20	1
Woolfolk	28	314	11.2	30	2
Rozier	24	180	7.5	23	0
J. Williams	22	227	10.3	33	1
Drewrey	18	299	16.6	31	0
Wallace	17	177	10.4	35t	2
Banks	7	71	10.1	17	0
T. Smith	4	72	18.0	25	0
Akiu	4	67	16.8	27	0
Moriarty	2	16	8.0	17	0
Oliver LG	1	-2	-2.0	-2	0
Oliver TM	1	-2	-2.0	-2	0
Oilers	288	3843	13.3	81t	14
Opponents	228	3200	14.0	85t	25

INTERCEPTIONS	NO	YDS	AVG	LG	TD
Lydai	3	24	8.0	24	0
Allen	3	20	6.7	18	0
Brown	2	34	17.0	38	0
Eason	2	16	8.0	11	0
R. Johnson	2	6	3.0	6	0
Lyles	2	0	0.0	0	0
Bostic	1	0	0.0	0	0
Donaldson	1	0	0.0	0	0
Oilers	16	100	6.3	38	0
Opponents	31	325	10.5	36	1

PUNTING	NO	YDS	AVG	NET	TB	INT	LG	B
L. Johnson	88	3623	41.2	35.7	9	26	66	0
Zendejas	1	36	36.0	36.0	0	1	36	0
Oilers	89	3659	41.1	35.7	9	27	66	0
Opponents	94	3713	39.5	33.3	12	16	61	1

PUNT RETURNS	NO	FC	YDS	AVG	LG	TD
Drewrey	34	13	262	7.7	25	0
Givins	8	0	80	10.0	17	0
Pinkett	1	2	-1	-1.0	-1	0
Oilers	43	15	341	7.9	25	0
Opponents	40	21	303	7.6	41	0

KICKOFF RETURNS	NO	YDS	AVG	LG	TD
Drewrey	25	500	20.0	32	0
Pinkett	26	519	20.0	48	0
Tasker	3	65	21.7	24	0
Riley	2	17	8.5	10	0
Woolfolk	2	38	19.0	21	0
Madsen	1	0	0.0	0	0
Oilers	59	1139	19.3	48	0
Opponents	32	695	21.7	44	0

FIELD GOALS	1-19	20-29	30-39	40-49	50+
Zendejas	1/1	7/7	7/9	6/7	1/3
Oilers	1/1	7/7	7/9	6/7	1/3
Opponents	0/0	7/7	4/5	7/15	1/2

Zendejas: (20G) (35G,37G) (45G,29G,23G) (25G,45N,19G) (54N) ()

(48G) (I) (42G,25G,30G,46G) (44G,39N) (34G,32N) (53N,47G) (I) (31G,33G,36G) (26G,51G,22G)  
**Opponents:** (26G,40N) (34G,29G,45G) (47G,45G) (36N,42G,45G,28G) (48G) (31G,27G) (49B,51G,41N) (47N) (47N) (49N,47G) (I) (37G) (23G,29G) (20G,35G) (40G) (53N,42B)

**SACKS**  
 Childress 5.0, Meads 3.5, 3.0, Baker (Hou) 2.0, Byrd 3.0, Lyles 3.0, Abraham 2.0, Bostic 2.0, D. Smith 2.0, Donaldson 1.5, Brown 1.0, Bush 1.0, Fuller 1.0, Golic 1.0, Gimsley 1.0, R. Johnson 1.0, Madsen 1.0, Taylor 1.0  
**Oilers 32.0, Opponents 48.0.**

**TACKLES (Solo, Assists, Total)**  
 Gimsley (112-87-199), Childress (67-105-172), Abraham (77-59-136), Lyles (78-57-135), Byrd (44-80-124), Meads (59-52-111), Donaldson (58-52-110), Bostic (55-24-79), Brown (64-13-77), Golic (24-42-66), Eason (37-25-62), D. Smith (22-29-51), Allen (36-9-45), R. Johnson (17-6-23), Riley (12-11-23), Fuller (9-13-22), Bush (13-7-20), Fairs (11-4-15), McMillian (8-3-11), Baker (3-6-9), Matthews (6-2-8), Dodge (6-1-7), Banks (5-1-6), Madsen (3-3-6), Parks (3-2-5), Pinkett (4-0-4), Akiu (3-0-3), Oliver (2-0-2), D. Williams (1-0-1), Dressel (1-0-1), L. Johnson (1-0-1), Morgan (1-0-1), Griffin (1-0-1), Tasker (0-1-1), Drewrey (0-1-1), Taylor (0-1-1)  
**Oilers (866-714-1580)**

USUAL STARTING LINEUP	
<b>OFFENSE</b>	
WR	Drew Hill (85)
LT	Bruce Matthews (74)
LG	Mike Munchak (63)
C	Jim Romano (55)
	Jay Pennison (52)
RG	Kent Hill (72)
RT	Dean Steinkuhler (70)
TE	William Williams (87)
WR	Ernest Givins (81)
QB	Warren Moon (1)
RB	Mike Rozier (30)
FB	Larry Moriarty (30)
	Butch Woolfolk (40)
<b>DEFENSE</b>	
LE	Ray Childress (79)
NT	Doug Smith (99)
	Mike Golic (68)
RE	Richard Byrd (71)
OLB	Robert Lyles (93)
ILB	Avon Riley (53)
	John Gimsley (59)
ILB	Robert Abraham (56)
OLB	Johnny Meads (91)
LCB	Steve Brown (24)
RCB	Patrick Allen (29)
SS	Keith Bostic (35)
FS	Bo Eason (21)
	Jeff Donaldson (31)
<b>SPECIALISTS</b>	
K	Tony Zendejas (7)
P	Lee Johnson (11)
<b>Pro Bowl</b>	
<i>All-Pro</i>	

GM: Ladd Herzog; Head Coach: Jerry Glanville

Asst. Coaches: Dick Jamieson (off. coord./RB), Tom Bettis (DB), Gary Huff (QB), Milt Jackson (WR), Miller McCalmon (ST), Floyd Reese (LB), Doug Shively (DL), Bill Walsh (OL), Steve Watterson (strength & cond.)

Front Office

Coaching Staff

Players

Rookies

2007 Season

Records

History

Playoff History

Sidelines

## USUAL LINEUP

### Offense

WR	83	Tim Smith
LT	73	Harvey Salem
LG	63	Mike Munchak
C	55	Jim Romano
RG	62	John Schuhmacher
RT	74	Bruce Matthews
TE	87	Jamie Williams
WR	85	Drew Hill
QB	1	Warren Moon
RB	40	Butch Woolfolk
FB	30	Larry Moriarty

### Defense

LE	79	Ray Childress
NT	67	Mike Stensrud
RE	75	Jesse Baker
OLB	93	Robert Lyles
ILB	53	Avon Riley
ILB	56	Robert Abraham
OLB	94	Frank Bush
LCB	24	Steve Brown
RCB	29	Patrick Allen
SS	25	Keith Bostic
FS	21	Bo Eason

K	7	Tony Zendejas
P	11	Lee Johnson

OILERS LEADERS	
<i>Rushing</i>	Mike Rozier 133-462, 8 TD
<i>Receiving</i>	Butch Woolfolk 80-814, 4 TD
<i>Passing</i>	Warren Moon 377-200, 2709 yds. 19 INT, 15 TD
<i>Scoring</i>	Tony Zendejas 92, 29 PAT, 21 FG
<i>Punt Ret.</i>	Willie Drewrey 24-215, 0 TD
<i>Kick Ret.</i>	Willie Drewrey 26-642, 0 TD
<i>Punting</i>	Lee Johnson 83-3463, 41.7
<i>Ints.</i>	Steve Brown 5-41, 0 TD
<i>Tackles</i>	Avon Riley 147 (80 solo)
<i>QB Sacks</i>	Jesse Baker 5.5

## AMERICAN FOOTBALL CONFERENCE

### EASTERN DIVISION

	W	L	T	PCT.
Miami	12	4	0	.750
* N.Y. Jets	11	5	0	.688
* New England	11	5	0	.688
Indianapolis	5	11	0	.313
Buffalo	2	14	0	.125

### CENTRAL DIVISION

	W	L	T	Pct.
Cleveland	8	8	0	.500
Cincinnati	7	9	0	.438
Pittsburgh	7	9	0	.438
Houston	5	11	0	.313

### WESTERN DIVISION

	W	L	T	Pct.
L.A. Raiders	12	4	0	.750
Denver	11	5	0	.688
Seattle	8	8	0	.500
San Diego	8	8	0	.500
Kansas City	6	10	0	.375

\* Wild Card for Playoffs

Won 5, Lost 11  
Fourth—Central Division  
Head Coach: Hugh Campbell (14 Games)  
Jerry Glanville (2 Games)

### Preseason (1-4)

8/3	N.Y. Giants (Canton, OH)	20	21
8/10	at L.A. Rams	3	7
8/17	at New Orleans	23	20
8/24	KANSAS CITY	19	24
8/31	at Dallas	10	20

### Regular Season (5-11)

9/8	MIAMI	W	26-23	47,656
9/15	at Washington	L	13-16	53,553
9/22	at Pittsburgh	L	0-20	58,572
9/29	DALLAS	L	10-17	49,686
10/6	at Denver	L	20-31	74,699
10/13	CLEVELAND	L	6-21	38,386
10/20	CINCINNATI	W	44-27	35,590
10/27	at St. Louis	W	20-10	43,190
11/3	KANSAS CITY	W	23-20	41,238
11/10	at Buffalo	L	0-20	21,831
11/17	PITTSBURGH	L	7-30	45,977
11/24	SAN DIEGO	W	37-35	34,336
12/1	at Cincinnati	L	27-45	46,140
12/8	N.Y. GIANTS	L	14-35	36,576
12/15	at Cleveland	L	21-28	50,793
12/22	at Indianapolis	L	16-34	55,818

## TEAM STATISTICS

	Hou.	Avg.	Opp.	Avg.
Total Yds.	4652	290.8	6155	384.7
Rush Yds.	1570	98.1	2814	175.9
Pass Yds.	3082	192.6	3341	208.8
Points	284	17.8	412	25.8

## HONORS

Pro Bowl  
Mike Munchak  
All-Rookie  
Ray Childress

## NATIONAL FOOTBALL CONFERENCE

### EASTERN DIVISION

	W	L	T	Pct.
Dallas	10	6	0	.625
* N.Y. Giants	10	6	0	.625
Washington	10	6	0	.625
Philadelphia	7	9	0	.438
St. Louis	5	11	0	.313

### CENTRAL DIVISION

	W	L	T	Pct.
Chicago	15	1	0	.938
Green Bay	8	8	0	.500
Minnesota	7	9	0	.438
Detroit	7	9	0	.438
Tampa Bay	2	14	0	.125

### WESTERN DIVISION

	W	L	T	Pct.
L.A. Rams	11	5	0	.688
* San Francisco	10	6	0	.625
New Orleans	5	11	0	.313
Atlanta	4	12	0	.250

\* Wild Card for Playoffs

**Head Coach:** Hugh Campbell (14 games) **Postseason:** 0-0 **Standings:** 4th AFC Central  
**Jerry Glanville** (2 games)

DATE	OPPONENT	SCORE	WL	ATT
Sep.8	MIAMI	26-23	W	47,656
Sep.15	at Washington	13-16	L	53,553
Sep.22	at Pittsburgh	0-20	L	58,572
Sep.29	DALLAS	10-17	L	49,686
Oct.6	at Denver	20-31	L	74,699
Oct.13	CLEVELAND	6-21	L	38,386
Oct.20	CINCINNATI	44-27	W	35,590
Oct.27	at St. Louis	20-10	W	43,190
Nov.3	KANSAS CITY	23-20	W	41,238
Nov.10	at Buffalo	0-20	L	21,881
Nov.17	PITTSBURGH	7-30	L	45,977
Nov.24	SAN DIEGO	37-35	W	34,336
Dec.1	at Cincinnati	27-45	L	46,140
Dec.8	NY GIANTS	14-35	L	36,576
Dec.15	at Cleveland	21-28	L	50,793
Dec.22	at Indianapolis	16-34	L	55,818

	OILERS	OPP
TOTAL FIRST DOWNS	270	356
Rushing	96	150
Passing	149	158
Penalty	25	48
3rd Down: Made/Att	74/218	84/213
3rd Down Pct.	33.9	39.4
4th Down: Made/Att	8/20	10/15
4th Down Pct.	40.0	66.7
POSSESSION AVG.	28.07	31:53
TOTAL NET YARDS	4652	6155
Avg. Per Game	290.8	384.7
Total Plays	998	1091
Avg. Per Play	4.7	5.6
NET YARDS RUSHING	1570	2814
Avg. Per Game	98.1	175.9
Total Rushes	428	588
NET YARDS PASSING	3028	3341
Avg. Per Game	192.6	208.8
Sacked/Yards Lost	58/441	41/313
Gross Yards	3523	3654
Att./Comp.	512/277	462/260
Completion Pct.	54.1	56.3
Had Intercepted	22	15
PUNTS/AVERAGE	84/41.5	68/39.4
NET PUNTING AVG.	84/35.5	68/33.3
PENALTIES/YARDS	127/1150	121/908
FUMBLES/BALL LOST	41/15	35/20
TOUCHDOWNS	32	51
Rushing	13	21
Passing	18	29
Returns	1	1

BY PERIODS	1	2	3	4	OT	PTS
Oilers	24	90	63	107	0	284
Opponents	126	94	112	80	0	412

SCORING	TDR	PA	RT	PAT	FG	S	TP	
Zendejas	0	0	0	0	29/31	21/27	0	92
Hill	9	0	9	0	0	0	0	54
Rozier	8	0	0	0	0	0	0	48
Woolfolk	5	1	4	0	0	0	0	30
Moriarty	3	3	0	0	0	0	0	18
T. Smith	2	0	2	0	0	0	0	12
Akiu	1	0	0	1	0	0	0	6
Dressel	1	0	1	0	0	0	0	6
Edwards	1	1	0	0	0	0	0	6
McCloskey	1	0	1	0	0	0	0	6
Williams	1	0	1	0	0	0	0	6
Oilers	31	13	18	1	29/31	21/27	0	284
Opponents	50	21	29	1	48/50	19/34	0	412

RUSHING	NO	YDS	AVG	LG	TD
Rozier	133	462	3.5	30	8
Woolfolk	103	392	3.8	43	1
Moriarty	106	381	3.6	18	3
Moon	39	130	3.3	17	0
Edwards	25	96	3.8	19	1
Luck	15	95	6.3	17	0

PASSING	ATT	CMP	PCT	YARDS	YDS/ATT	TD	INT	LG	SK/YDS	RATING
Moon	377	200	53.1	2709	7.19	15	19	80t	46/366	68.5
Luck	100	56	56.0	572	5.72	2	2	46t	8/50	70.9
Moroski	34	20	58.8	249	7.32	1	1	46	4/25	79.2
Zendejas	1	1	100.0	-7	100.0	0	0	0	0/0	79.2
Oilers	512	277	54.1	3523	6.88	18	22	80t	58/441	69.7
Opponents	462	260	56.3	3654	7.91	29	15	68t	41/313	89.3

**GM:** Ladd Herzog; **Head Coach:** Hugh Campbell (14 games), Jerry Glanville (two games)  
**Asst. Coaches:** Joe Faragall (off. coord.), Jerry Glanville (def. coord.\*), Bill Allerheiligen (strength & cond.), John Devin (inside LB), Gene Gaines (ST/outside LB), Ken Houston (DB), Bruce Lemmerman (WR), Bob Padilla (DL), Al Roberts (off. backs), Bill Walsh (OL)  
 \* Coord. for first 14 games; head coach last two games

Tasker	2	16	8.0	13	0
Moroski	2	2	1.0	2	0
L. Johnson	1	0	0.0	0	0
Drewrey	2	-4	-2.0	5	0
<b>Oilers</b>	<b>428</b>	<b>1570</b>	<b>3.7</b>	<b>43</b>	<b>13</b>
<b>Opponents</b>	<b>588</b>	<b>2814</b>	<b>4.8</b>	<b>67</b>	<b>21</b>

RECEIVING	NO	YDS	AVG	LG	TD
Woolfolk	80	814	10.2	80t	4
Hill	64	1169	18.3	57l	9
T. Smith	46	660	14.3	33	2
Williams	39	444	11.4	29	1
Moriarty	17	112	6.6	16	0
Rozier	9	96	10.7	52	0
Edwards	7	71	10.1	31	0
McCloskey	4	29	7.3	24t	1
Dressel	3	17	5.7	12	1
Akiu	2	32	16.0	24	0
Drewrey	2	28	14.0	19	0
Tasker	2	19	9.5	14	0
Holston	1	25	25.0	25	0
Walls	1	7	7.0	7	0
<b>Oilers</b>	<b>277</b>	<b>3523</b>	<b>12.7</b>	<b>80t</b>	<b>18</b>
<b>Opponents</b>	<b>260</b>	<b>3654</b>	<b>14.1</b>	<b>68t</b>	<b>29</b>

INTERCEPTIONS	NO	YDS	AVG	LG	TD
Brown	5	41	8.2	22	0
Eason	3	55	18.3	55	0
Bostic	3	28	9.3	26	0
Kush	2	6	3.0	6	0
Riley	1	14	14.0	14	0
Stensrud	1	0	0.0	0	0
<b>Oilers</b>	<b>15</b>	<b>144</b>	<b>9.6</b>	<b>55</b>	<b>0</b>
<b>Opponents</b>	<b>22</b>	<b>267</b>	<b>12.1</b>	<b>61t</b>	<b>1</b>

PUNTING	NO	YDS	AVG	NET	TB	IN	LG	B
L. Johnson	83	3464	41.7	35.7	8	22	65	0
T. Smith	1	26	26.0	26.0	0	1	26	0
<b>Oilers</b>	<b>84</b>	<b>3490</b>	<b>41.5</b>	<b>35.5</b>	<b>8</b>	<b>23</b>	<b>65</b>	<b>0</b>
<b>Opponents</b>	<b>68</b>	<b>2677</b>	<b>39.4</b>	<b>33.3</b>	<b>8</b>	<b>19</b>	<b>56</b>	<b>4</b>

PUNT RETURNS	NO	FC	YDS	AVG	LG	TD
Drewrey	24	10	215	9.0	23	0
Donaldson	6	1	35	5.8	13	0
<b>Oilers</b>	<b>30</b>	<b>11</b>	<b>250</b>	<b>8.3</b>	<b>23</b>	<b>0</b>
<b>Opponents</b>	<b>45</b>	<b>7</b>	<b>345</b>	<b>7.7</b>	<b>31</b>	<b>0</b>

KICKOFF RETURNS	NO	YDS	AVG	LG	TD
Drewrey	26	642	24.7	50	0
Tasker	17	447	26.3	52	0
Walls	12	234	19.5	42	0
Donaldson	5	93	18.6	22	0
Brown	2	45	22.5	28	0
Williams	2	21	10.5	12	0
Breihl	1	5	5.0	5	0
Hill	1	22	22.0	22	0
Lyday	1	6	6.0	6	0
<b>Oilers</b>	<b>67</b>	<b>1515</b>	<b>22.6</b>	<b>52</b>	<b>0</b>
<b>Opponents</b>	<b>39</b>	<b>970</b>	<b>24.9</b>	<b>81</b>	<b>0</b>

FIELD GOALS	1-19	20-29	30-39	40-49	50+
Zendejas	0/0	6/7	8/11	4/6	3/3
<b>Oilers</b>	<b>0/0</b>	<b>6/7</b>	<b>8/11</b>	<b>4/6</b>	<b>3/3</b>
<b>Opponents</b>	<b>0/0</b>	<b>5/7</b>	<b>12/17</b>	<b>1/7</b>	<b>1/3</b>

Zendejas: (35G,46G) (44G,35G,42N,33N) (1) (33G,37N) (27G,25G) (50G,27G) (40N,34G,28G,32G) (39G,38G) (39N,38G) (1) (46G, 52G,51G) (25G,26G) (1) (24N) (45G)
<b>Opponents:</b> (33G,36G,23G) (34G) (37G,38G,40N) (47N,33N,36N,35G,36N) (37G,51N, 51N) (1) (47G,22G) (30G,28N,42N,33N) (32N,35G,39G) (24G,23G) (52G,31G,34G) (47N)

(28N,29G,48N) (1) (41B) (1)

**SACKS**  
 Baker 5.5, Kush 5.0, Bostic 5.0, Childress 3.5, Bush 3.0, Eason 2.5, Riley 2.0, D. Smith 2.0, Sochia 2.0, Meads 1.5, Abraham 1.0, Brown 1.0, Byrd 1.0, Donaldson 1.0,  
**Oilers 41.0, Opponents 58.0**

**TACKLES (Solo, Assists, Total)**  
 Riley (80-67-147), Childress (71-64-135), Eason (87-44-131), Lyles (60-70-130), Abraham (51-59-110), Bostic (75-34-109), Bush (52-47-99), Grimsley (46-41-87), Brown (63-23-86), Baker (43-39-82), Stensrud (35-30-65), Allen (46-9-57), Byrd (18-33-51), Meads (28-12-40), Donaldson (26-4-30), Smith (15-14-29), Sochia (15-10-25), Kush (21-6-27), Lyday (18-9-27), Johnson (15-1-16), Briehl (6-9-15), McCillian (1-0-1)  
**Oilers (872-625-1499)**

**USUAL STARTING LINEUP**

**OFFENSE**  
 WR Tim Smith (83)  
 LT Harvey Salek (73)  
**LG Mike Munchak (63)**  
 C Jim Romano (55)  
 RG John Schuhmacher (62)  
 RT Bruce Matthews (74)  
 TE Jamie Williams (87)  
 WR Drew Hill (85)  
 QB Warren Moon (1)  
 RB Butch Woolfolk (40)  
 FB Larry Moriarty (30)

**DEFENSE**  
 LE Ray Childress (79)  
 NT Mike Stensrud (67)  
 RE Jesse Baker (75)  
 OLB Robert Lyles (93)  
 ILB Avon Riley (53)  
 ILB Robert Abraham (56)  
 OLB Frank Bush (94)  
 LCB Steve Brown (24)  
 RCB Patrick Allen (29)  
 SS Keith Bostic (25)  
 FS Bo Eason (21)

**SPECIALISTS**  
 K Tony Zendejas (7)  
 P Lee Johnson (11)

Pro Bowl  
 All-Pro



Butch Woolfolk

Front Office  
 Coaching Staff  
 Players  
 Rookies  
 2007 Season  
 Records  
 History  
 Playoff History  
 Sidelines

## USUAL LINEUP

### Offense

WR	83	Tim Smith
LT	73	Harvey Salem
LG	63	Mike Munchak
C	74	Bruce Matthews
	55	Jim Romano
RG	66	Pat Howell
	62	John Schuhmacher
RT	70	Dean Steinkuhler
	74	Bruce Matthews
TE	87	Jamie Williams
HB	88	Chris Dressel
WR	82	Herkie Walls
QB	1	Warren Moon
RB	34	Earl Campbell
	30	Larry Moriarty

### Defense

LE	90	Bob Hamm
NT	67	Mike Stensrud
RE	75	Jesse Baker
OLB	53	Avon Riley
ILB	54	Gregg Bingham
ILB	56	Robert Abraham
OLB	52	Robert Brazile
LCB	24	Steve Brown
RCB	20	Willie Tullis
SS	25	Keith Bostic
FS	36	Carter Hartwig
K	4	Florian Kempf
P	6	John James

### OILERS LEADERS

<i>Rushing</i>	Larry Moriarty 189-785, 6TD
<i>Receiving</i>	Tim Smith 69-1141, 4TD
<i>Passing</i>	Warren Moon 450-259, 3338 yds. 14 INT, 12 TD
<i>Scoring</i>	Joe Cooper 46, 13 PAT, 11 FG
<i>Punt Ret.</i>	Carl Roaches 26-152, 0TD
<i>Kick Ret.</i>	Carl Roaches 30-679, 0TD
<i>Punting</i>	John James 88-3482, 39.6 avg.
<i>Ints.</i>	Willie Tullis 4-48, 0TD
<i>Tackles</i>	Robert Abraham 198 (106 solo)
<i>QB Sacks</i>	Jesse Baker 11

## AMERICAN FOOTBALL CONFERENCE

### EASTERN DIVISION

	W	L	T	PCT.
Miami	14	2	0	.875
New England	9	7	0	.563
N.Y. Jets	7	9	0	.438
Indianapolis	4	12	0	.250
Buffalo	2	14	0	.125

### CENTRAL DIVISION

	W	L	T	Pct.
Pittsburgh	9	7	0	.563
Cincinnati	8	8	0	.500
Cleveland	5	11	0	.313
Houston	3	13	0	.188

### WESTERN DIVISION

	W	L	T	Pct.
Denver	13	3	0	.813
* Seattle	12	4	0	.750
* L.A. Raiders	11	5	0	.688
Kansas City	8	8	0	.500
San Diego	7	9	0	.438

\* Wild Card for Playoffs

## Won 3, Lost 13 Fourth—Central Division Head Coach: Hugh Campbell

### Preseason (1-3)

8/4	at Tampa Bay	17	30
8/11	N.Y. JETS	36	17
8/18	NEW ORLEANS	19	31
8/25	at Dallas	24	31

### Regular Season (3-13)

9/2	L.A. RAIDERS	L	14-24	49,092
9/9	INDIANAPOLIS	L	21-35	43,820
9/16	at San Diego	L	14-31	52,266
9/23	at Atlanta	L	10-42	45,248
9/30	NEW ORLEANS	L	10-27	43,108
10/7	at Cincinnati	L	3-13	43,637
10/14	at Miami	L	10-28	54,435
10/21	SAN FRANCISCO	L	21-34	39,900
10/28	CINCINNATI	L	13-31	34,010
11/4	at Pittsburgh	L	7-35	48,892
11/11	at Kansas City	W	17-16	44,464
11/18	N.Y. JETS	W	31-20	40,141
11/25	at Cleveland	L	10-27	46,077
12/2	PITTSBURGH	W	23-20*	39,786
12/9	at L.A. Rams	L	16-27	49,092
12/16	CLEVELAND	L	20-27	33,676

\* overtime

## TEAM STATISTICS

	Hou.	Avq.	Opp.	Avq.
<b>Total Yds.</b>	4884	305.3	5968	373.0
<b>Rush Yds.</b>	1656	103.5	2789	174.3
<b>Pass Yds.</b>	3228	201.8	3179	198.7
<b>Points</b>	240	15.0	437	27.3

## HONORS

### Pro Bowl

Mike Munchak

### All-Rookie

Warren Moon, Dean Steinkuhler

## NATIONAL FOOTBALL CONFERENCE

### EASTERN DIVISION

	W	L	T	Pct.
Washington	11	5	0	.688
* N.Y. Giants	9	7	0	.563
St. Louis	9	7	0	.563
Dallas	9	7	0	.563
Philadelphia	6	9	1	.406

### CENTRAL DIVISION

	W	L	T	Pct.
Chicago	10	6	0	.625
Green Bay	8	8	0	.500
Tampa Bay	6	10	0	.375
Detroit	4	11	1	.281
Minnesota	3	13	0	.188

### WESTERN DIVISION

	W	L	T	Pct.
San Francisco	15	1	0	.938
* L.A. Rams	10	6	0	.625
New Orleans	7	9	0	.438
Atlanta	4	12	0	.250

\* Wild Card for Playoffs

Head Coach: Hugh Campbell

Postseason: 0-0

Standings: 4th AFC Central

DATE	OPPONENT	SCORE	WL	ATT
Sep.2	L.A. RAIDERS	14-24	L	49,092
Sep.9	INDIANAPOLIS	21-35	L	43,820
Sep.16	at San Diego	14-31	L	52,266
Sep.23	at Atlanta	10-42	L	45,248
Sep.30	NEW ORLEANS	10-27	L	43,108
Oct. 7	at Cincinnati	3-13	L	43,637
Oct. 14	at Miami	10-28	L	54,080
Oct. 21	SAN FRANCISCO	21-34	L	39,900
Oct. 28	CINCINNATI	13-31	L	34,010
Nov. 4	at Pittsburgh	7-35	L	48,892
Nov. 11	at Kansas City	17-16	W	44,464
Nov. 18	NY JETS	31-20	W	40,141
Nov. 25	at Cleveland	10-27	L	46,077
Dec. 2	PITTSBURGH	23-0*	W	39,786
Dec. 9	at L.A. Rams	16-27	W	49,092
Dec. 16	CLEVELAND	20-27	L	33,676

	OILERS	OPP
TOTAL FIRST DOWNS	284	345
Rushing	95	158
Passing	164	168
Penalty	25	19
3rd Down: Made/Att	64/193	104/218
3rd Down Pct.	33.2	47.7
4th Down: Made/Att	5/16	8/11
4th Down Pct.	31.3	72.7

POSSESSION AVG.	28.02	31.58
TOTAL NET YARDS	4884	5968
Avg. Per Game	305.3	373.0
Total Plays	969	1075
Avg. Per Play	5.0	5.6
NET YARDS RUSHING	1656	2789
Avg. Per Game	103.5	174.3
Total Rushes	433	596
NET YARDS PASSING	3228	3179
Avg. Per Game	201.8	198.7
Sacked/Yards Lost	49/382	32/267
Gross Yards	3610	3446
Att./Comp.	487/282	447/271
Completion Pct.	57.9	60.6
Had Intercepted	15	13
PUNTS/AVERAGE	88/39.6	64/42.2
NET PUNTING YARDS	88/31.4	64/37.7
PENALTIES/YARDS	99/813	105/876
FUMBLES/BALL LOST	36/16	24/11
TOUCHDOWNS	28	53
Rushing	13	27
Passing	14	23
Returns	1	3

BY PERIODS	1	2	3	4	OTPTS	
Oilers	27	82	50	78	3	240
Opponents	113	111	92	121	0	437

SCORING	TDR	PA	RT	PAT	FG	S	AP	
Cooper	0	0	0	0	13/13	11/13	0	26
Moriarty	7	6	1	0	0	0	0	42
Kempf	0	0	0	0	14/14	4/6	0	26
Campbell	4	4	0	0	0	0	0	24
Smith	4	4	0	0	0	0	0	24
J. Williams	3	0	3	0	0	0	0	18
Dressel	2	0	2	0	0	0	0	12
Bostic	1	0	1	0	0	0	0	6
Edwards	1	0	1	0	0	0	0	6
Holston	1	0	1	0	0	0	0	6
Luck	1	1	0	0	0	0	0	6
McCloskey	1	0	1	0	0	0	0	6
Moon	1	1	0	0	0	0	0	6
Mullins	1	0	1	0	0	0	0	6
Walls	1	0	1	0	0	0	0	6
Oilers	28	13	14	1	27/27	15/19	0	240
Opponents	53	27	23	3	51/52	22/30	1	437

PASSING	ATT	CMP	PCT	YARDS	YDS/ATT	TD	INT	LG	SK/YDS	RATING
Moon	450	259	57.6	3338	7.42	12	14	76	47/371	76.9
Luck	36	22	61.1	256	7.11	2	1	37	2/11	89.6
Moriarty	1	1	100.0	16	16.00	0	0	16	0/0	118.8
Oilers	487	282	57.9	3610	7.41	14	15	76	49/382	78.0
Opponents	447	271	60.6	3446	7.71	23	13	80t	32/267	89.8

RUSHING	NO	YDS	AVG	LG	TD
Moriarty	189	785	4.2	51t	6
Campbell	96	278	2.9	22	4
Edwards	60	267	4.5	20	1
Moon	58	211	3.6	31	1
Luck	10	75	7.5	18	1
Joyner	14	22	1.6	9	0
Walls	4	20	5.0	20	0
Mullins	1	0	0.0	0	0
Cooper	1	-2	-2.0	-2	0
Oilers	433	1656	3.8	51t	13
Opponents	596	2789	4.7	54	17

RECEIVING	NO	YDS	AVG	LG	TD
Smith	69	1141	16.5	75t	4
J. Williams	41	545	13.3	32	3
Dressel	40	378	9.5	42	2
Moriarty	31	206	6.6	24	1
Holston	22	287	13.0	28	1
Edwards	20	151	7.6	20	0
Bryant	19	278	14.6	28	0
Walls	18	291	16.2	76	1
McCloskey	9	152	16.9	51	1
Mullins	6	85	14.2	25	1
Roaches	4	69	17.3	24	0
Campbell	3	27	9.0	15	0
Oilers	282	3610	12.8	76	14
Opponents	271	3446	12.7	80t	23

INTERCEPTIONS	NO	YDS	AVG	LG	TD
Tullis	4	48	12.0	22	0
Hartwig	3	23	7.7	19	0
Brown	1	26	26.0	26	0
Eason	1	20	20.0	20	0
Lyday	1	12	12.0	12	0
Allen	1	2	2.0	2	0
Brazile	1	2	2.0	2	0
Abraham	1	1	1.0	1	0
Thompson	0	5	--	5	0
Oilers	13	139	10.7	26	0
Opponents	15	214	14.3	47	2

PUNTING NO YDS AVG NET TB IN LG B								
James	88	3482	39.6	31.4	5	20	55	0
Oilers	88	3482	39.6	31.4	5	20	55	0
Opponents	64	2702	42.2	37.7	7	18	69	0

PUNT RETURNS NO FC YDS AVG LG TD						
Roaches	26	8	152	5.8	18	0
Oilers	26	8	152	5.8	18	0
Opponents	60	9	618	10.3	55	0

KICKOFF RETURNS NO YDS AVG LG TD					
Roaches	30	679	22.6	49	0
Walls	15	289	19.3	29	0
Allen	11	210	19.1	23	0
R. Williams	5	84	16.8	21	0
Brown	3	17	5.7	17	0
Joyner	3	57	19.0	24	0
Thompson	1	16	16.0	16	0
J. Williams	1	0	0.0	0	0
Oilers	69	1352	19.6	49	0
Opponents	51	986	19.3	39	0

FIELD GOALS 1-19 20-29 30-39 40-49 50+					
Cooper	2/2	2/2	4/4	3/5	0/0
Kempf	0/0	3/3	0/1	1/2	0/0
Oilers	2/2	5/5	4/5	4/7	0/0
Opponents	3/3	12/12	7/7	0/4	0/4

Cooper: 0 (0) 0 (0) 0 (0) 0 (0) (43N) (44G) (39G) (19G, 38G, 30G) (21G, 42G, 18G) (42N, 33G, 26G)  
 Kempf: 0 (0) 0 (0) (22G, 43N) (25G) (24G) (49G) (33N) 0 (0) 0 (0) 0 (0)  
**OPPONENTS:** (40N, 28G) ( ) (23G) ( )

(4 0B, 2 3G, 2 7G) (5 1N, 3 3G, 2 2G) (58N, 54N, 53N) (26G, 22G) (33G) ( ) (31G, 38G, 33G) (19G, 27G, 43N) (18G, 29G) (32G, 24G) (35G, 19G, 41N) (29G, 29G)

**SACKS**  
 Baker 11.0, Stensrud 4.5, Sochia 3.5, Riley 2.5, Bingham 2.0, Bostic 2.0, Brazile 2.0, Hamm 2.0, Eason 1.0, Foster 1.0, Johnson 0.5  
**Oilers 32.0, Opponents 49.0**

**TACKLES (Solo, Assists, Total)**  
 Abraham (106-92-198), Bingham (89-80-169), Bostic (101-51-152), Baker (61-41-102), Riley (48-33-81), Brazile (44-35-79), Hartwig (41-38-79), Stensrud (41-35-76), Grimsey (51-22-73), Tullis (45-18-70), Brown (47-18-65), Hamm (36-18-54), Donaldson (23-19-42), Sochia (16-25-41), Eason (18-17-35), Foster (15-10-25), Thompson (19-5-24), Johnson (11-9-20), Meads (7-13-20), Kennedy (14-3-17), Allen (11-6-17), Lyday (9-8-17), Joiner (7-10-17), Meadows (4-3-7), Studaway (4-0-4), Lyles (2-0-2), Hunt (1-0-1)  
**Oilers (878-609-1487)**

**USUAL STARTING LINEUP**

**OFFENSE**

WR Tim Smith (83)  
 LT Harvey Salem (73)  
**LG Mike Munchak (63)**  
 C Bruce Matthews (74)  
 Jim Romano (55)  
 RG Pat Howell (66)  
 John Schuhmacher (62)  
 RT Dean Steinkuhler (70)  
 Bruce Matthews (74)  
 TE Jamie Williams (87)  
 HB Chris Dressel (88)  
 WR Herkie Walls (82)  
 QB Warren Moon (1)  
 RB Earl Campbell (34)  
 Larry Moriarty (30)

**DEFENSE**

LE Bob Hamm (90)  
 NT Mike Stensrud (67)  
 RE Jesse Baker (75)  
 OLB Avon Riley (53)  
 ILB Gregg Bingham (54)  
 ILB Robert Abraham (56)  
 OLB Robert Brazile (52)  
 LCB Steve Brown (24)  
 RCB Willie Tullis (20)  
 SS Keith Bostic (25)  
 FS Carter Hartwig (36)

**SPECIALISTS**

K Florian Kempf (4)  
 P John James (6)

Pro Bowl  
 All-Pro



Jesse Baker

GM: Ladd Herzog; Head Coach: Hugh Campbell  
 Asst. Coaches: O. Kay Dalton (off. coord.), Jerry Gianville (def. coord.), Bill Allerheiligen (strength & cond.), John Devlin (LB), Gene Gaines (ST), Ken Houston (DB), Bruce Lemmerman (WR), Bob Padilla (DL), Al Roberts (off. backs), Bill Walsh (OL)

Front Office  
 Coaching Staff  
 Players  
 Rookies  
 2007 Season  
 Records  
 History  
 Playoff History  
 Sidelines

## USUAL LINEUP

### Offense

WR	82	Mike Renfro
	81	Steve Bryant
LT	77	Doug France
LG	63	Mike Munchak
C	58	David Carter
RG	74	Bruce Matthews
RT	73	Harvey Salem
TE	88	Chris Dressel
WR	83	Tim Smith
QB	14	Gifford Nielsen (7)
	10	Oliver Luck (6)
RB	34	Earl Campbell
FB	30	Larry Moriarty
orTE	89	Mike McCloskey

### Defense

LE	90	Bob Hamm
NT	72	Brian Sochia
	67	Mike Stensrud
RE	75	Jesse Baker
OLB	53	Avon Riley
ILB	54	Gregg Bingham
ILB	56	Robert Abraham
OLB	52	Robert Brazile
LCB	24	Steve Brown
	22	Bill Kay
RCB	20	Willie Tullis
SS	25	Keith Bostic
FS	36	Carter Hartwig
K	4	Florian Kempf
P	6	John James

### OILERS LEADERS

<i>Rushing</i>	Earl Campbell 322-1301, 12 TD
<i>Receiving</i>	Tim Smith 83-1176, 6 TD
<i>Passing</i>	Oliver Luck 217-124, 1375 yds. 13 INT, 8 TD
<i>Scoring</i>	Florian Kempf 84, 33 PAT, 17 FG
<i>Punt Ret.</i>	Carl Roaches 20-159, 0 TD
<i>Kick Ret.</i>	Steve Brown 31-795, 1 TD
<i>Punting</i>	John James 79-3136, 39.7 avg.
<i>Ints.</i>	Willie Tullis 5-65, 0 TD
<i>Tackles</i>	Gregg Bingham 135 (87 solo)
<i>QB Sacks</i>	Jesse Baker 5.5

## AMERICAN FOOTBALL CONFERENCE

### EASTERN DIVISION

	W	L	T	Pct.
Miami	12	4	0	.750
New England	8	8	0	.500
Buffalo	8	8	0	.500
Baltimore	7	9	0	.438
N.Y. Jets	7	9	0	.438

### CENTRAL DIVISION

	W	L	T	Pct.
Pittsburgh	10	6	0	.625
Cleveland	9	7	0	.563
Cincinnati	7	9	0	.438
Houston	2	14	0	.125

### WESTERN DIVISION

	W	L	T	Pct.
L.A. Raiders	12	4	0	.750
* Seattle	9	7	0	.563
* Denver	9	7	0	.563
San Diego	6	10	0	.375
Kansas City	6	10	0	.375

\* Wild Card for Playoffs

Won 2, Lost 14  
Fourth—Central Division  
Head Coach: Ed Biles (6 Games)  
Chuck Studley (10 Games)

### Preseason (0-4)

8/4	BALTIMORE	.....	0	15
8/13	TAMPA BAY	.....	17	23
8/20	at New Orleans	.....	13	20
8/27	at Dallas	.....	31	34

### Regular Season (2-14)

9/4	GREEN BAY	L	38-41*	44,073
9/11	at L.A. Raiders	L	6-20	37,521
9/18	PITTSBURGH	L	28-40	44,150
9/25	at Buffalo	L	13-30	60,070
10/2	at Pittsburgh	L	10-17	56,901
10/9	DENVER	L	14-26	44,209
10/16	at Minnesota	L	14-34	58,910
10/23	KANSAS CITY	L	10-13*	39,462
10/30	at Cleveland	L	19-25*	66,955
11/6	CINCINNATI	L	14-55	39,706
11/13	DETROIT	W	27-17	40,660
11/20	at Cincinnati	L	10-38	46,375
11/27	at Tampa Bay	L	24-33	38,625
12/4	MIAMI	L	17-24	39,434
12/11	CLEVELAND	W	34-27	29,746
12/18	at Baltimore	L	10-20	20,418

\* overtime

## TEAM STATISTICS

	Hou.	Avg.	Opp.	Avg.
Total Yds.	4900	306.2	5632	352.0
Rush Yds.	1998	124.9	2787	174.2
Pass Yds.	2902	181.4	2845	177.8
Points	288	18.0	460	28.8

## HONORS

### Pro Bowl

Earl Campbell

### All-Rookie

Steve Brown, Bruce Matthews,  
Harvey Salem, Brian Sochia

## NATIONAL FOOTBALL CONFERENCE

### EASTERN DIVISION

	W	L	T	Pct.
Washington	14	2	0	.875
* Dallas	12	4	0	.750
St. Louis	8	7	1	.438
Philadelphia	5	11	0	.313
N.Y. Giants	3	12	1	.219

### CENTRAL DIVISION

	W	L	T	Pct.
Detroit	9	7	0	.563
Green Bay	8	8	0	.500
Chicago	8	8	0	.500
Minnesota	8	8	0	.500
Tampa Bay	2	14	0	.125

### WESTERN DIVISION

	W	L	T	Pct.
San Francisco	10	6	0	.625
* L.A. Rams	9	7	0	.563
* New Orleans	8	8	0	.500
Atlanta	7	9	0	.438

\* Wild Card for Playoffs

**Head Coach:** Ed Biles (6 games)  
 Chuck Studley (10 games)

**Postseason:** 0-0

**Standings:** 4th AFC Central

DATE	OPPONENT	SCORE	WL	ATT
Sep.4	GREEN BAY	38-41*	L	44,073
Sep.11	at L.A. Raiders	6-20	L	37,526
Sep.18	PITTSBURGH	28-40	L	44,150
Sep.25	at Buffalo	13-30	L	60,070
Oct. 2	at Pittsburgh	10-17	L	56,901
Oct. 9	DENVER	14-26	L	44,209
Oct.16	at Minnesota	14-34	L	58,910
Oct.23	KANSAS CITY	10-13*	L	39,462
Oct.30	at Cleveland	19-25*	L	68,851
Nov. 6	CINCINNATI	14-55	L	39,706
Nov.13	DETROIT	27-17	W	40,660
Nov. 20	at Cincinnati	10-38	L	46,375
Nov. 27	at Tampa Bay	24-33	L	38,625
Dec. 4	MIAMI	17-24	L	39,434
Dec.11	CLEVELAND	34-27	W	29,746
Dec. 18	at Baltimore	10-20	L	20,418

\* overtime

	OILERS	OPP
TOTAL FIRST DOWNS	295	332
Rushing	120	161
Passing	155	150
Penalty	20	21
3rd Down: Made/Att	87/223	85/205
3rd Down Pct.	39.0	41.5
4th Down: Made/Att	9/16	8/9
4th Down Pct.	56.3	88.9
POSSESSION AVG.	29.40	30.20
TOTAL NET YARDS	4900	5652
Avg. Per Game	306.3	352.0
Total Plays	1033	1031
Avg. Per Play	4.7	5.5
NET YARDS RUSHING	1998	2787
Avg. Per Game	124.9	174.2
Total Rushes	502	576
NET YARDS PASSING	2902	2845
Avg. Per Game	181.4	177.8
Sacked/Yards Lost	49/384	31/250
Gross Yards	3286	3095
Att./Comp.	482/260	424/252
Completion Pct.	53.9	59.4
Had Intercepted	29	14
PUNTS/AVERAGE	80/39.2	65/39.5
NET PUNTING AVG.	80/38.2	65/33.0
PENALTIES/YARDS	84/784	104/825
FUMBLES/BALL LOST	26/18	34/215
TOUCHDOWNS	34	54
Rushing	16	23
Passing	16	26
Returns	2	5

BY PERIODS	1	2	3	4	OTPTS
Oilers	67	57	67	97	0 288
Opponents	100	157	81	110	12 460

SCORING	TDR	PA	RT	PAT	FG	S	TP
Kempf	0	0	0	0	33/34	17/21	0 84
Campbell	12	12	0	0	0	0	72
Dressel	6	0	6	0	0	0	42
Smith	4	0	4	0	0	0	24
Crutchfield LG3	3	0	0	0	0	0	18
Moriarty	3	3	0	0	0	0	18
Renfro	2	0	2	0	0	0	12
C. Arnold	1	0	1	0	0	0	6
S. Brown	1	0	1	0	0	0	6
S. Brown	1	0	1	0	0	0	6
Edwards	1	0	1	0	0	0	6
McCloskey	1	0	1	0	0	0	6
Roaches	1	0	1	0	0	0	6
Walls	1	0	1	0	0	0	6
Oilers	34	16	16	2	33/34	17/21	0 288
Opponents	54	23	26	5	49/51	29/36	0 460

PASSING	ATT	CMP	PCT	YARDS	YDS/ATT	TD	INT	LG	SK/YDS	RATING
Luck	217	124	57.1	1375	6.34	8	13	66	16/138	63.4
Nielsen	175	90	51.4	1125	6.41	5	8	48	22/163	62.2
Manning	88	44	50.0	755	8.58	2	8	47	11/83	49.2
Bryant	1	1	100.0	24	24.0	1	0	24	0/0	158.3
James	1	1	100.0	7	7.0	0	0	7	0/0	95.8
Oilers	482	260	53.9	3286	6.82	16	29	66	49/384	61.4
Opponents	424	252	59.4	3095	7.30	26	14	74	31/250	88.7

RUSHING	NO	YDS	AVG	LG	TD
Campbell	322	1301	4.0	42	12
Crutchfield LG	140	578	4.1	17	3
Crutchfield TM	3	7	2.3	5	0
Moriarty	65	321	4.9	80	3
Craft	55	147	2.7	8	0
Luck	17	55	3.2	17	0
Walls	5	44	8.8	14	0
Nielsen	8	43	5.4	20	0
Edwards	16	40	2.5	9	0
Smith	2	16	8.0	9	0
Manning	2	13	6.5	11	0
Allen	1	5	5.0	5	0
Dressel	1	3	3.0	3	0
Renfro	1	3	3.0	3	0
C. Brown	3	0	0.0	11	1
James	1	0	0.0	0	0
Oilers	502	1998	4.0	80	16
Opponents	576	2787	4.8	52	23

RECEIVING	NO	YDS	AVG	LG	TD
Smith	83	1176	14.2	47	6
Dressel	32	316	9.9	35	4
Renfro	23	316	13.7	38	2
Campbell	19	216	11.4	66	0
Crutchfield LG	19	133	7.0	15	0
Bryant	16	211	13.2	26	0
McCloskey	16	137	8.6	20	1
Holston	14	205	14.6	43	1
Walls	12	276	23.0	48	1
Arnold	12	137	11.4	37	1
Craft	12	99	8.3	14	0
Edwards	9	79	8.8	20	1
Casper TM	7	79	11.3	17	0
Moriarty	4	32	8.0	12	0
Kempf	1	7	7.0	7	0
Oilers	260	3286	12.6	66	16
Opponents	252	3095	12.3	74	26

INTERCEPTIONS	NO	YDS	AVG	LG	TD
Tullis	5	65	13.0	44	0
Hatchett LG	4	36	9.0	25	0
Kay	2	31	15.5	27	0
Bostic	2	0	0.0	0	0
Reinfeldt	1	19	19.0	19	0
S. Brown	1	16	16.0	16	0
Bingham	1	4	4.0	4	0
Abraham	1	0	0.0	0	0
Riley	1	0	0.0	0	0
Oilers	14	135	9.6	44	0
Opponents	29	392	13.5	71	2

PUNTING	NO	YDS	AVG	NET	TB	INT	LG	B
James	79	3136	39.7	32.8	8	12	53	1
Oilers	80	3136	39.2	32.8	8	12	53	1
Opponents	65	2567	39.5	33.0	13	19	60	0

PUNT RETURNS	NO	FC	YDS	AVG	LG	TD
Roaches	20	9	159	8.0	23	0
Oilers	20	9	159	8.0	23	0
Opponents	47	15	354	7.5	43	0

KICKOFF RETURNS	NO	YDS	AVG	LG	TD
S. Brown	31	795	25.6	93	1
Roaches	34	641	18.9	97	1
Walls	9	110	12.2	25	0
Dressel	4	40	10.0	13	0
Moriarty	2	25	12.5	16	0
Hunt	1	12	12.0	12	0
McCloskey	1	11	11.0	11	0
Tullis	1	16	16.0	16	0
Riley	0	26	--	26	0
Oilers	83	1676	20.2	97	2
Opponents	61	1280	21.0	55	0

FIELD GOALS	1-19	20-29	30-39	40-49	50-59
Kempf	1/1	4/4	7/8	4/6	1/2
Oilers	1/1	4/4	7/8	4/6	1/2
Opponents	2/2	6/7	9/11	12/15	0/1

**Kempf:** (49G, 59N) (40G, 34B, 38G) ( ) (31G, 25G) (34G) ( ) ( ) (32G, 22N) (19G, 24G) ( ) (47G, 21G) (34G) (51G) (23N) (41G, 45N, 39G) (34G)

**Opponents:** (46G, 42G) (36N, 41B, 26N) (49G, 35G, 20G, 22G) (48G) (18G) (45G, 39G, 30N, 49G, 35G) (44G, 28G, 48N) (31G, 52N, 41G) (37G, 37G, 29G, 30G) (44G, 29G) (35G) (26G) (41N) (19G) (44G, 45G) (48G, 37G)

SACKS
Baker 5.5, Taylor 4.5, Foster 3.5, Bostic 3.0, Hamm 3.0, Brazile 2.5, Sochia 2.5, Stensrud 2.0, Abraham 1.0, Hartwig 1.0, Hunt 1.0, Thompson 1.0, Riley 0.5, Oilers 31.0, Opponents 49.0

**TACKLES (Solo, Assists, Total)**  
 Bingham (87-48-135), Abraham (83-34-117), Bostic (70-21-91), Brazile (55-35-90), Hartwig (59-17-76), Riley (56-19-75), Baker (49-16-67), Brown (48-12-60), Tullis (50-9-59), Sochia (45-10-55), Hamm (41-12-53), Hunt (30-7-37), Thompson (29-5-34), Kay (27-4-31), Stensrud (18-8-26), Reinfeldt (15-7-22), Wilson (16-1-17), Foster (8-4-12), Joiner (4-1-5), Meadows (2-0-2)  
**Oilers (792-271-1063)**

USUAL STARTING LINEUP
<b>OFFENSE</b>
WR Mike Renfro (83)
Steve Bryant (81)
LT Doug France (77)
LG Mike Munchak (63)
C David Carter (58)
RG Bruce Matthews (74)
RT Harvey Salehm (73)
TE Chris Dressel (88)
WR Tim Smith (83)
QB Gifford Nielsen (7)
Oliver Luck (10)
<b>RB Earl Campbell (34)</b>
FB Larry Moriarty (30)
or TE Mike McCloskey (89)
<b>DEFENSE</b>
LE Bob Hamm (90)
NT Brian Sochia (72)
Mike Stensrud (67)
RE Jesse Baker (75)
OLB Avon Riley (53)
ILB Gregg Bingham (54)
ILB Robert Abraham (56)
OLB Robert Brazile (52)
LCB Steve Brown (24)
Bill Kay (22)
RCB Willie Tullis (20)
SS Keith Bostic (25)
FS Carter Hartwig (36)
<b>SPECIALISTS</b>
K Florian Kempf (4)
P John James (6)
Pro Bowl
All-Pro

**GM:** Ladd Herzog; **Head Coach:** Ed Biles (six games), Chuck Studley (10 games)

**Asst. Coaches:** O. Kay Dalton (off. coord.), Chuck Studley (def. coord.), Bill Allertheiligen (strength & cond.), Andy Bourgeois (WR), Ken Houston (DB), Elijah Pitts (off. backs), Jue Rapp (TE/ST), Dick Selcer (LB), Ralph Staub (DL), Bill Walsh (OL)

\* Coord. for first six games; head coach last 10 games

Front Office  
 Coaching Staff  
 Players  
 Rookies  
 2007 Season  
 Records  
 History  
 Playoff History  
 Sidelines



## USUAL LINEUP

### Offense

WR	80	Harold Bailey
LT	62	John Schuhmacher
LG	68	Ralph Williams
	63	Mike Munchak
C	58	David Carter
RG	60	Ed Fisher
RT	76	Morris Towns
TE	87	Dave Casper
WR	82	Mike Renfro
	84	Mike Holston
QB	8	Archie Manning (5)
	14	Gifford Nielsen (4)
RB	34	Earl Campbell
FB	35	Stan Edwards

### Defense

LE	71	Ken Kennard
NT	67	Mike Stensrud
RE	75	Jesse Baker
OLB	53	Avon Riley
ILB	54	Gregg Bingham
ILB	50	Daryl Hunt
OLB	52	Robert Brazile
LCB	33	J.C. Wilson
RCB	27	Greg Stemrick
SS	36	Carter Hartwig
	32	Vernon Perry
FS	37	Mike Reinfeldt

K	4	Florian Kempf
P	6	John James (5)
	18	Cliff Parsley (4)

### OILERS LEADERS

<i>Rushing</i>	Earl Campbell 157-538, 2 TD
<i>Receiving</i>	Dave Casper 36-573, 6 TD
<i>Passing</i>	Archie Manning 125-666, 877 yds. 6 INT, 6 TD
<i>Scoring</i>	Dave Casper 36, 6 TD
<i>Punt Ret.</i>	Carl Roaches 19-104, 0 TD
<i>Kick Ret.</i>	Carl Roaches 21-441, 0 TD
<i>Punting</i>	John James 31-1260, 40.6 avg.
<i>Ints.</i>	Brazile 1-31; Bingham 1-8; Perry 1-8
<i>Tackles</i>	Daryl Hunt 85 (61 solo)
<i>QB Sacks</i>	Jesse Baker 7.5

### AMERICAN FOOTBALL CONFERENCE

	W	L	T	PCT.
L.A. Raiders	8	1	0	.889
Miami	7	2	0	.778
Cincinnati	7	2	0	.778
Pittsburgh	6	3	0	.667
San Diego	6	3	0	.667
N.Y. Jets	6	3	0	.667
New England	5	4	0	.556
Cleveland	4	5	0	.444
Buffalo	4	5	0	.444
Seattle	4	5	0	.444
Kansas City	3	6	0	.333
Denver	2	7	0	.222
Houston	1	8	0	.111
Baltimore	0	8	1	.056

### Won 1, Lost 8 Thirteenth—American Football Conference Head Coach: Ed Biles

Preseason (2-2)			
8/12	NEW ORLEANS	.....	22 20
8/22	N.Y. JETS	.....	16 33
8/28	TAMPA BAY	.....	21 6
9/4	at Dallas	.....	14 20

Regular Season (1-8)			
9/12	at Cincinnati	L	6-27 53,268
9/19	SEATTLE	W	23-21 43,117
11/21	PITTSBURGH	L	10-24 42,338
11/28	at New England	L	21-29 33,602
12/5	at N.Y. Giants	L	14-17 71,184
12/13	DALLAS	L	7-37 51,808
12/19	at Philadelphia	L	14-35 44,119
12/26	CLEVELAND	L	14-20 36,555
1/2	CINCINNATI	L	27-35 26,522

*note: strike-shortened season*

### TEAM STATISTICS

	Hou.	Avg.	Opp.	Avg.
<b>Total Yds.</b>	2373	263.7	3438	382.0
<b>Rush Yds.</b>	799	88.8	1225	136.1
<b>Pass Yds.</b>	1574	174.9	2213	245.9
<b>Points</b>	136	15.1	245	27.2

### HONORS

*Pro Bowl*  
Robert Brazile

### NATIONAL FOOTBALL CONFERENCE

	W	L	T	Pct.
Washington	8	1	0	.889
Dallas	6	3	0	.667
Green Bay	5	3	1	.611
Minnesota	5	4	0	.556
Atlanta	5	4	0	.556
St. Louis	5	4	0	.556
Tampa Bay	5	4	0	.556
Detroit	4	5	0	.444
New Orleans	4	5	0	.444
N.Y. Giants	4	5	0	.444
San Francisco	3	6	0	.333
Chicago	3	6	0	.333
Philadelphia	3	6	0	.333
L.A. Rams	2	7	0	.222

Head Coach: Ed Biles

Postseason: 0-0

Standings: 13th AFC

DATE	OPPONENT	SCORE	W/L	ATT
Sep. 12	at Cincinnati	6-27	L	52,268
Sep. 19	SEATTLE	23-21	W	43,117
Nov. 21	PITTSBURGH	10-24	L	42,338
Nov. 28	at New England	21-29	L	33,602
Dec. 5	at NY Giants	14-17	L	71,184
Dec. 13	DALLAS	7-37	L	51,808
Dec. 19	at Philadelphia	14-35	L	44,119
Dec. 26	CLEVELAND	14-20	L	36,559
Jan. 2	CINCINNATI	27-35	L	26,522

note: strike-shortened season

	OILERS	OPP
TOTAL FIRST DOWNS	138	187
Rushing	52	67
Passing	81	106
Penalty	5	14
3rd Down: Made/Att	43/123	60/130
3rd Down Pct.	35.0	46.2
4th Down: Made/Att	8/12	2/6
4th Down Pct.	66.7	33.3
POSSESSION AVG.	27.40	32.20
TOTAL NET YARDS	2373	3438
Avg. Per Game	263.7	382.0
Total Plays	551	613
Avg. Per Play	4.3	5.6
NET YARDS RUSHING	799	1225
Avg. Per Game	88.8	136.1
Total Rushes	225	298
NET YARDS PASSING	1574	2213
Avg. Per Game	174.9	245.9
Sacked/Yards Lost	39/308	31/240
Gross Yards	287/153	182
Att./Comp.	287/179	284/179
Completion Pct.	53.3	63.0
Had Intercepted	15	3
PUNTS/AVERAGE	55/39.7	38/43.0
NET PUNTING AVG.	55/33.0	38/36.1
PENALTIES/YARDS	52/242	59/544
FUMBLES/BALL LOST	14/11	20/13
TOUCHDOWNS	18	30
Rushing	5	10
Passing	12	18
Returns	1	2

BY PERIODS	1	2	3	4	OT/PTS
Oilers	24	27	31	54	0 136
Opponents	48	71	45	81	0 245

SCORING	TD	RU	PA	RT	PAT	FG	S	TP
Casper	6	0	6	0	0	0	36	
Kempf	0	0	0	0	16/18	4/6	28	
Craft	4	3	1	0	0	0	24	
Renfro	3	0	3	0	0	0	18	
Campbell	2	2	0	0	0	0	12	
Allen	1	0	1	0	0	0	6	
Holston	1	0	1	0	0	0	6	
Reinfeldt*	1	0	0	1	0	0	6	
Oilers	18	5	12	1	16/18	4/6	0 136	
Opponents	30	10	18	2	30/30	11/18	1 245	

\*recovered fumble in end zone

RUSHING	NO	YDS	AVG	LG	TD
Campbell	157	538	3.4	22	2
Manning	13	85	6.5	24	0
Edwards	15	58	3.9	8	0
Craft	18	42	2.3	10	3
Nielsen	9	37	4.1	9	0
Armstrong	8	15	1.9	5	0
Bailey	1	13	13.0	13	0
Casper	2	9	4.5	8	0
Allen	2	2	1.0	9	0
Oilers	225	799	3.6	24	5
Opponents	298	1225	4.1	90t	10

RECEIVING	NO	YDS	AVG	LG	TD
Casper	36	573	15.9	38	6
Bailey	26	367	14.1	27	0

PASSING	ATT	CMP	PCT	YARDS	YDS/ATT	TD	INT	LG	SKY/YS	RATING
Nielsen	161	87	54.0	1005	6.24	6	8	46	12/92	64.8
Manning LG	132	67	50.8	880	6.67	6	8	54t	29/234	62.1
Manning TM	125	66	52.8	877	7.02	6	6	54t	27/216	71.3
Campbell	1	0	0.0	0	0.0	0	1	0	0/0	0.0
Oilers	287	153	53.3	1882	6.56	12	15	54t	39/308	66.0
Opponents	284	179	63.0	2453	8.64	18	3	62t	31/240	107.3

GM: Ladd Herzog; Head Coach: Ed Biles

Asst. Coaches: Jim Shofer (off. coord.), Bill Allerheiligen (strength & cond.), Andy Bourgeois (WR), Ray Callahan (OL), Bob Gambold (DB), Ken Houston (def. asst.), Elijah Pitts (off. backs), Dick Selcer (LB), Ralph Staub (DL)

Craft	23	230	10.0	49	1
Renfro	21	295	14.0	54t	3
Campbell	18	130	7.2	46	0
Armstrong	12	75	6.3	14	0
Edwards	9	53	5.9	21	0
Holston	5	116	23.2	38t	1
Allen	2	35	17.5	23t	1
Thomaselli	1	8	8.0	8	0
Oilers	153	1882	12.3	54t	12
Opponents	179	2453	13.7	62t	18

INTERCEPTIONS	NO	YDS	AVG	LG	TD
Brazile	1	31	31.0	31	0
Bingham	1	8	8.0	8	0
Perry	1	8	8.0	8	0
Oilers	3	47	15.7	31	1
Opponents	15	47	3.1	22	1

PUNTING	NO	YDS	AVG	NET	TB	IN	LG	B
James LG	43	1741	40.5	34.1	4	7	56	0
James TM	31	1260	40.6	34.3	2	4	56	0
Parsley	24	926	38.6	31.3	2	3	51	0
Oilers	55	2186	39.7	33.0	4	7	56	0
Opponents	38	1634	43.0	36.1	8	11	73	0

PUNT RETURNS	NO	FC	YDS	AVG	LG	TD
Roaches	19	4	104	5.5	25	0
Oilers	19	4	104	5.5	25	0
Opponents	35	11	293	8.4	24	0

KICKOFF RETURNS	NO	YDS	AVG	LG	TD
Riley	1	27	27.0	27	0
Roaches	21	441	21.0	45	0
T. Wilson	2	40	20.0	26	0
Allen	15	292	19.5	38	0
Tullis	5	91	18.2	28	0
Thomaselli	1	7	7.0	7	0
Smith*	0	7	-	7	0
Oilers	45	905	20.1	45	0
Opponents	26	564	21.7	55	0

\*handoff from Roaches

FIELD GOALS	1-19	20-29	30-39	40-49	50+
Kempf	0/0	1/1	3/3	0/1	0/0
Oilers	0/0	1/1	3/3	0/1	0/0
Opponents	1/1	6/6	1/3	2/6	1/3

Kempf: ( ) (24G) (31G) (52N) ( ) ( ) (42N) (35G,37G)  
 Opponents: (47N,43G,43N,25G) ( ) (48G) (23G,25G) (37N,26G,42N) (22G,36G,53G) ( ) (45B,18G,55N,24G) (51N)

**SACKS**  
 Baker 7.5, Brazile 6.5, Bingham 3.0, Kennard 3.0, Skaugstad 3.0, Riley 1.5, Stensrud 1.5, Bethea 1.0, Corker 1.0, Hunt 1.0, Washington 1.0.  
 Oilers 31.0, Opponents 39.0

**TACKLES (Solo, Assists, Total)**  
 Hunt (61-24-85), Bingham (63-21-84), Brazile (46-20-66), Perry (37-12-49), Reinfeldt (32-10-42), Riley (27-15-42), Stensrud (21-12-33), Baker (22-10-32), Kennard (20-9-29), Tullis (19-6-25), J. C. Wilson (21-4-25), Hartwig (22-2-24), Skaugstad (13-8-21), Sternick (17-3-20), Thompson (13-3-16), Taylor (12-3-15), Bethea (10-4-14), Washington (9-5-14), Kay (9-2-11), Abraham (2-1-3)  
 Oilers (476-174-650)

**USUAL STARTING LINEUP**

**OFFENSE**  
 WR Harold Bailey (80)  
 LT John Schuhmacher (62)  
 LG Ralph Williams (68)  
 C Mike Munchak (63)  
 C David Carter (58)  
 RG Ed Fisher (60)  
 RT Morris Towns (76)  
 TE Dave Casper (87)  
 WR Mike Renfro (82)  
 Mike Holston (84)  
 QB Archie Manning (8)  
 Gifford Nielsen (14)  
 RB Earl Campbell (34)  
 FB Stan Edwards (35)

**DEFENSE**  
 LE Ken Kennard (71)  
 NT Mike Stensrud (67)  
 RE Jesse Baker (75)  
 OLB Avon Riley (53)  
 ILB Gregg Bingham (54)  
 ILB Daryl Hunt (50)  
 OLB Robert Brazile (52)  
 LCB J. C. Wilson (33)  
 RCB Greg Sternick (27)  
 SS Carter Hartwig (36)  
 Vernon Perry (32)  
 FS Mike Reinfeldt (37)

**SPECIALISTS**  
 K Florian Kempf (4)  
 P John James (6)  
 Cliff Parsley (18)

Pro Bowl  
 All-Pro



Jesse Baker



Robert Brazile



Dave Casper

Front Office

Coaching Staff

Players

Rookies

2007 Season

Records

History

Playoff History

Sidelines

## USUAL LINEUP

### Offense

WR	00	Ken Burrough
LT	74	Leon Gray
LG	68	John Schuhmacher
C	58	David Carter
RG	60	Ed Fisher
RT	76	Morris Towns
TE	86	Mike Barber
	87	Dave Casper
WR	82	Mike Renfro
	84	Mike Holston
QB	12	Ken Stabler
RB	34	Earl Campbell
FB	45	Tim Wilson

### Defense

LE	69	Andy Dorris
NT	71	Ken Kennard
RE	65	Elvin Bethea
OLB	59	Ted Washington
ILB	54	Gregg Bingham
ILB	50	Daryl Hunt
OLB	52	Robert Brazile
LCB	33	J.C. Wilson
RCB	27	Greg Stemrick
SS	32	Vernon Perry
FS	37	Mike Reinfeldt

K	16	Toni Fritsch
P	18	Cliff Parsley

### OILERS LEADERS

<i>Rushing</i>	Earl Campbell 361-1376, 10 TD
<i>Receiving</i>	Ken Burrough 40-668, 7 TD
<i>Passing</i>	Ken Stabler 285-165, 1988 yds. 18 INT, 14 TD
<i>Scoring</i>	Toni Fritsch 77, 32 PAT, 15 FG
<i>Punt Ret.</i>	Carl Roaches 39-296, 0 TD
<i>Kick Ret.</i>	Carl Roaches 28-769, 1 TD
<i>Punting</i>	Cliff Parsley 79-3136, 39.7
<i>Ints.</i>	Stemrick 3-94, 0 TD; Hartwig 3-78, 0 TD
<i>Tackles</i>	Gregg Bingham 172 (112 solo)
<i>QB Sacks</i>	Jesse Baker 10

## AMERICAN FOOTBALL CONFERENCE

### EASTERN DIVISION

	W	L	T	PCT.
Miami	11	4	1	.719
* N.Y. Jets	10	5	1	.656
* Buffalo	10	6	0	.625
Baltimore	2	14	0	.125
New England	2	14	0	.125

### CENTRAL DIVISION

	W	L	T	Pct.
Cincinnati	12	4	0	.750
Pittsburgh	8	8	0	.500
Houston	7	9	0	.438
Cleveland	5	11	0	.313

### WESTERN DIVISION

	W	L	T	Pct.
San Diego	10	6	0	.625
Denver	10	6	0	.625
Kansas City	9	7	0	.563
Oakland	7	9	0	.438
Seattle	6	10	0	.375

\* Wild Card for Playoffs

## Won 7, Lost 9 Third-Central Division Head Coach: Ed Biles

### Preseason (1-3)

8/6	PHILADELPHIA	.....	13	10
8/15	at New Orleans	.....	7	27
8/22	at Tampa Bay	.....	17	27
8/29	at Dallas	.....	20	28

### Regular Season (7-9)

9/6	at L.A. Rams	W	27-20	63,198
9/13	at Cleveland	W	9-3	79,483
9/20	MIAMI	L	9-20	47,379
9/27	at N.Y. Jets	L	17-33	50,309
10/4	CINCINNATI	W	17-10	44,350
10/11	SEATTLE	W	35-17	42,671
10/18	at New England	L	10-38	60,474
10/26	at Pittsburgh	L	13-26	52,732
11/1	at Cincinnati	L	21-34	54,736
11/8	OAKLAND	W	17-16	45,519
11/15	at Kansas City	L	10-23	73,984
11/22	NEW ORLEANS	L	24-27	49,581
11/29	ATLANTA	L	27-31	40,201
12/3	CLEVELAND	W	17-13	44,502
12/13	at San Francisco	L	6-28	55,707
12/20	PITTSBURGH	W	21-20	41,056

## TEAM STATISTICS

	Hou.	Avg.	Opp.	Avg.
Total Yds.	4511	281.9	5726	357.9
Rush Yds.	1734	108.4	2411	150.7
Pass Yds.	2777	173.6	3315	207.2
Points	281	17.6	355	22.2

## HONORS

### Pro Bowl

Robert Brazile, Earl Campbell,  
Leon Gray, Carl Roaches

## NATIONAL FOOTBALL CONFERENCE

### EASTERN DIVISION

	W	L	T	Pct.
Dallas	12	4	0	.750
* Philadelphia	10	6	0	.625
* N.Y. Giants	9	7	0	.563
Washington	8	8	0	.500
St. Louis	7	9	0	.438

### CENTRAL DIVISION

	W	L	T	Pct.
Tampa Bay	9	7	0	.563
Detroit	8	8	0	.500
Green Bay	8	8	0	.500
Minnesota	7	9	0	.438
Chicago	6	10	0	.375

### WESTERN DIVISION

	W	L	T	Pct.
San Francisco	10	6	0	.625
Atlanta	7	9	0	.438
Los Angeles	6	10	0	.375
New Orleans	4	12	0	.250

\* Wild Card for Playoffs

Front Office

Coaching Staff

Players

Rookies

2007 Season

Records

History

Playoff History

Sidelines

**Head Coach:** Ed Biles

**Postseason:** 0-0

**Standings:** 3rd AFC Central

DATE	OPPONENT	SCORE	WL	ATT
Sep.6	at L.A. Rams	27-20	W	63,198
Sep.13	at Cleveland	9-3	W	79,483
Sep.20	MIAMI	1-0	L	47,379
Sep.27	at NY Jets	17-33	L	50,309
Oct. 4	CINCINNATI	17-10	W	44,350
Oct. 11	SEATTLE	35-17	W	42,671
Oct. 18	at New England	10-38	L	60,474
Oct. 26	at Pittsburgh	13-26	L	52,732
Nov. 1	at Cincinnati	21-34	L	54,736
Nov.8	OAKLAND	17-16	W	45,519
Nov. 15	at Kansas City	10-23	L	73,984
Nov. 22	NEW ORLEANS	24-27	L	49,581
Nov. 29	ATLANTA	27-31	L	40,201
Dec.3	CLEVELAND	17-13	W	44,502
Dec. 13	at San Francisco	6-28	L	55,707
Dec. 20	PITTSBURGH	21-20	W	41,056

TOTAL FIRST DOWNS		OILERS	OPP
Rushing	143	241	325
Passing	124	162	138
Penalty	14	25	14
3rd Down: Made/Att	69/212	102/235	
3rd Down Pct.	32.5	43.4	
4th Down: Made/Att	--	--	
4th Down Pct.	--	--	
POSSESSION AVG.		27:56	32:04
TOTAL NET YARDS		4511	5726
Avg. Per Game	281.9	357.9	
Total Plays	947	1084	
Avg. Per Play	4.8	5.3	
NET YARDS RUSHING		1734	2411
Avg. Per Game	108.4	150.7	
Total Rushes	466	549	
NET YARDS PASSING		2777	3315
Avg. Per Game	173.6	207.2	
Sacked/Yards Lost	40/342	33/339	
Gross Yards	3119	3554	
Att./Comp.	441/258	502/295	
Completion Pct.	58.5	58.8	
Had Intercepted	23	18	
PUNTS/AVERAGE		79/39.7	70/41.9
NET PUNTING AVG.		79/34.4	70/33.9
PENALTIES/YARDS		93/825	92/838
FUMBLES/BALL LOST		33/21	20/13
TOUCHDOWNS		34	39
Rushing	11	16	
Passing	21	22	
Returns	2	1	

BY PERIODS	1	2	3	4	OTPTS	
Oilers	47	66	55	113	0	281
Opponents	73	93	105	84	0	355

SCORING	TD	R	PA	RT	PAT	FG	S	TP
Fritsch	0	0	0	0	32/34	15/22	0	77
Campbell	10	10	0	0	0	0	0	60
Casper	8	0	8	0	0	0	0	48
Burrough	7	0	7	0	0	0	0	42
Holston	2	0	2	0	0	0	0	12
Armstrong	1	0	1	0	0	0	0	6
Barber	1	0	1	0	0	0	0	6
Carpenter	1	0	1	0	0	0	0	6
Coleman	1	0	1	0	0	0	0	6
Renfro	1	0	1	0	0	0	0	6
Roaches	1	0	1	0	0	0	0	6
Tullis	1	0	1	0	0	0	0	6
Oilers	34	11	21	2	32/34	15/22	0	281
Opponents	39	16	22	1	38/39	27/42	1	355

RUSHING	NO	YDS	AVG	LG	TD
Campbell	361	1376	3.8	43	10
Armstrong	31	146	4.7	18	0
Coleman	21	91	4.3	30	1
Carpenter	18	74	4.1	20	0
T. Wilson	13	35	2.7	7	0
Reaves	6	13	2.2	13	0

PASSING	ATT	CMP	PCT	YARDS	YDS/ATT	TD	INT	LG	SK/YDS	RATING
Nielsen	285	165	57.9	1988	6.98	14	18	71t	29/254	69.5
Stabler	93	60	64.5	709	7.62	5	3	44	8/61	92.1
J. Reaves	61	31	50.8	379	6.21	2	2	51t	3/27	67.6
Parsley	2	2	100.0	43	21.50	0	0	31	0/0	118.8
Oilers	441	258	58.5	3119	7.07	21	23	71t	40/342	74.4
Opponents	502	295	58.8	3554	7.08	22	18	67t	33/239	80.2

Nielsen	6	2	0.3	4	0
Stabler	10	-3	-0.3	4	0
Oilers	466	1734	3.7	43	11
Opponents	549	2411	4.4	56	16

RECEIVING	NO	YDS	AVG	LG	TD
Burrough	40	668	16.7	71t	7
Renfro	39	451	11.6	43	1
Campbell	36	156	4.3	17	0
Casper	33	572	17.3	52t	8
Armstrong	29	278	9.6	48	1
Holston	27	427	15.8	50	2
Coleman	19	211	11.1	24	0
Barber	13	190	14.6	35	1
Carpenter	13	80	6.2	33t	1
T. Wilson	5	33	6.6	11	0
Smith	2	37	18.5	25	0
Brooks LG	3	37	12.3	21	0
Brooks TM	2	16	8.0	16	0
Smith	2	37	18.5	25	0
Oilers	258	3119	12.1	71t	21
Opponents	295	3554	12.0	67t	22

INTERCEPTIONS	NO	YDS	AVG	LG	TD
Stemrick	3	94	31.3	38	0
Hartwig	3	78	26.0	36	0
Kay	2	47	23.5	30	0
Perry	2	46	23.0	34	0
Bingham	2	20	10.0	17	0
Reinfeldt	2	18	9.0	16	0
Brazile	2	7	3.5	7	0
Washington	1	19	19.0	19	0
J.C. Wilson	1	1	1.0	1	0
Oilers	18	330	18.3	38	0
Opponents	23	289	12.6	49	0

PUNTING	NO	YDS	AVG	NETTB	IN LG B			
Parsley	79	3137	39.7	34.4	3	17	62	0
Oilers	79	3137	39.7	34.4	3	17	62	0
Opponents	70	2935	41.9	33.9	12	17	65	1

PUNT RETURNS	NO	FC	YDS	AVG	LG	TD
Roaches	39	4	296	7.6	40	0
Tullis	2	0	29	14.5	16	0
Oilers	41	4	325	7.9	40	0
Opponents	47	19	360	7.7	26	0

KICKOFF RETURNS	NO	YDS	AVG	LG	TD
Roaches	28	769	27.5	96t	1
Tullis	32	779	24.3	95t	1
T. Wilson	3	41	13.7	23	0
Armstrong	3	36	12.0	18	0
Hunt	3	19	6.3	11	0
J.C. Wilson	2	27	13.5	14	0
Riley	1	51	51.0	51	0
Oilers	72	1722	23.9	96t	2
Opponents	59	1201	20.4	34	0

FIELD GOALS	1-19	20-29	30-39	40-49	50+
Fritsch	0/0	3/4	4/4	7/13	1/1
Oilers	0/0	3/4	4/4	7/13	1/1
Opponents	4/4	4/5	8/11	10/18	1/4

Fritsch: (50G,41G,44B) (42G,27G,36G) (40G) (38G) (49N,48G) () (42G) (34G,42N,44G) (44N) (23G,22N) (21G) (49G) () (32G,41N) () (47N)

Opponents: (35G,29N,36G) (36B,50B,29G,41N) (42G,37G,47N,27G) (41G) (45G,48N,36N) (41G,47N) (32N,21G) (19G,19G) (51G,30G) (51N,29G,42G,43G,47N) (37G,42G,38G) (41B,46G,42G) (36G,54N,46N) (18G,19G,47N) () (40G,37G)

SACKS					
Baker	10.0	Dorris	5.0	Stensrud	4.0
Kennard	3.5	Bethea	2.0	Brazile	6.0
Washington	2.0	Hunt	1.5	Bingham	1.0
Reinfeldt	1.0	Stringer	1.0	Skaugstad	0.5
Thompson	0.5				
Oilers	33.0	Opponents	40.0		

TACKLES (Solo, Assists, Total)			
Bingham	(112-60-172)	Hunt	(81-46-127)
Brazile	(72-40-112)	Perry	(74-27-101)
Kennard	(62-29-91)	Reinfeldt	(49-34-83)
Washington	(53-21-74)	J.C. Wilson	(43-19-62)
Baker	(42-18-60)	Dorris	(33-27-60)
Bethea	(29-30-59)	Stensrud	(28-20-48)
Stemrick	(34-11-45)	Skaugstad	(13-5-18)
Stringer	(15-6-21)	Thompson	(13-1-18)
Hartwig	(10-7-17)	Kay	(13-4-17)
Riley	(6-8-14)	Corker	(3-2-5)
Oilers	792-432-1224		

USUAL STARTING LINEUP	
<b>OFFENSE</b>	
WR	Ken Burrough (00)
LT	Leon Gray (74)
LG	John Schuhmacher (68)
C	David Carter (58)
RG	Ed Fisher (60)
RT	Morris Towns (76)
TE	Mike Barber (86)
	Dave Casper (87)
WR	Mike Renfro (82)
	Mike Holston (84)
QB	Ken Stabler (12)
RB	Earl Campbell (34)
FB	Tim Wilson (45)

DEFENSE	
LE	Andy Dorris (69)
NT	Ken Kennard (71)
RE	Elvin Bethesa (65)
OLB	Ted Washington (59)
ILB	Greg Bingham (54)
ILB	Daryl Hunt (50)
OLB	Robert Brazile (52)
LCB	J.C. Wilson (33)
RCB	Greg Stemrick (27)
SS	Vernon Perry (32)
FS	Mike Reinfeldt (37)

SPECIALISTS	
K	Toni Fritsch (16)
P	Cliff Parsley (18)

ADDITIONAL PRO BOWL
Carl Roaches
Pro Bowl
All-Pro



Earl Campbell

GM: Ladd Herzog; Head Coach: Ed Biles  
 Asst. Coaches: Jim Shofer (off. coord.), Dick Nolan (def. coord.), Andy Bourgeois (WR), Ray Callahan (OL), Joe Galat (DL), Bob Gambold (DB), Elijah Pitts (off. backs), Dick Selcer (LB)

Front Office  
Coaching Staff  
Players  
Rookies  
2007 Season  
Records  
Playoff History  
Sidelines

## USUAL LINEUP

### Offense

WR	84	Billy Johnson
or TE	87	Dave Casper
LT	74	Leon Gray
LG	63	Bob Young
C	55	Carl Mauck
RG	60	Ed Fisher
RT	76	Morris Towns
TE	86	Mike Barber
WR	82	Mike Renfro
QB	12	Ken Stabler
RB	34	Earl Campbell
FB	45	Tim Wilson

### Defense

LE	69	Andy Dorris
NT	71	Ken Kennard
RE	65	Elvin Bethea
OLB	59	Ted Washington
ILB	56	Art Stringer
	50	Daryl Hunt
ILB	54	Gregg Bingham
OLB	52	Robert Brazile
LCB	33	J.C. Wilson
RCB	27	Greg Stemrick
SS	32	Vernon Perry
FS	37	Mike Reinfeldt

K	16	Toni Fritsch
P	18	Cliff Parsley

### OILERS LEADERS

<i>Rushing</i>	Earl Campbell 373-1934, 13 TD
<i>Receiving</i>	Mike Barber 59-712, 5 TD
<i>Passing</i>	Ken Stabler 454-293, 3202 yds. 28 INT, 13 TD
<i>Scoring</i>	Toni Fritsch 83, 26 PAT, 19 FG
<i>Punt Ret.</i>	Carl Roaches 47-384, 0 TD
<i>Kick Ret.</i>	Carl Roaches 37-746, 0 TD
<i>Punting</i>	Cliff Parsley 67-2726, 40.7 avg.
<i>Ints.</i>	Jack Tatum 7-100, 0 TD
<i>Tackles</i>	Gregg Bingham 212 (112 solo)
<i>QB Sacks</i>	Mike Stensrud 7

## AMERICAN FOOTBALL CONFERENCE

### EASTERN DIVISION

	W	L	T	Pct.
Buffalo	11	5	0	.688
New England	10	6	0	.625
Miami	8	8	0	.500
Baltimore	7	9	0	.438
N.Y. Jets	4	12	0	.250

### CENTRAL DIVISION

	W	L	T	Pct.
Cleveland	11	5	0	.688
* Houston	11	5	0	.688
Pittsburgh	9	7	0	.563
Cincinnati	6	10	0	.375

### WESTERN DIVISION

	W	L	T	Pct.
San Diego	11	5	0	.688
* Oakland	11	5	0	.688
Kansas City	8	8	0	.500
Denver	8	8	0	.500
Seattle	4	12	0	.250

\* Wild Card for Playoffs

Won 11, Lost 5  
First (Tied)—Central Division  
Head Coach: O.A. "Bum" Phillips

### Preseason (2-2)

8/11	TAMPA BAY	.....	7	21
8/17	NEW ORLEANS	.....	20	17
8/23	at Dallas	.....	13	20
8/28	BUFFALO	.....	24	7

### Regular Season (11-5)

9/7	at Pittsburgh	L	17-31	54,386
9/15	at Cleveland	W	16-7	80,243
9/21	BALTIMORE	W	21-16	46,421
9/28	at Cincinnati	W	13-10	50,413
10/5	SEATTLE	L	7-26	46,860
10/12	at Kansas City	L	20-21	75,048
10/19	TAMPA BAY	W	20-14	48,167
10/26	CINCINNATI	W	23-3	49,189
11/2	at Denver	W	20-16	74,717
11/10	NEW ENGLAND	W	38-34	51,524
11/16	at Chicago	W	10-6	59,390
11/23	at N.Y. Jets	L	28-31*	52,328
11/30	CLEVELAND	L	14-17	51,514
12/4	PITTSBURGH	W	6-0	53,960
12/14	at Green Bay	W	22-3	53,201
12/21	MINNESOTA	W	20-16	51,064

### AFC WILD CARD GAME

12/28	at Oakland	L	7-27	52,762
-------	------------	---	------	--------

\* overtime

### TEAM STATISTICS

	Hou.	Avg.	Opp.	Avg.
Total Yds.	5642	352.6	4612	288.3
Rush Yds.	2635	164.7	1811	113.2
Pass Yds.	3007	187.9	2801	175.1
Points	295	18.4	251	15.7

### HONORS

#### Pro Bowl

Earl Campbell,  
Dave Casper, Greg Stemrick

#### All-Pro

Earl Campbell, Leon Gray

#### All-Rookie

Carl Roaches

#### AFC Player of Year

Earl Campbell

#### NFL Off. Player of Year

Earl Campbell

## NATIONAL FOOTBALL CONFERENCE

### EASTERN DIVISION

	W	L	T	Pct.
Philadelphia	12	4	0	.750
* Dallas	12	4	0	.750
Washington	6	10	0	.375
St. Louis	5	11	0	.313
N.Y. Giants	4	12	0	.250

### CENTRAL DIVISION

	W	L	T	Pct.
Minnesota	9	7	0	.563
Detroit	10	6	0	.625
Chicago	7	9	0	.438
Tampa Bay	5	10	1	.344
Green Bay	5	10	1	.344

### WESTERN DIVISION

	W	L	T	Pct.
Atlanta	12	4	0	.750
* Los Angeles	11	5	0	.688
San Francisco	6	10	0	.375
New Orleans	1	15	0	.063

\* Wild Card for Playoffs

Head Coach: O.A. "Bum" Phillips

Postseason: 0-1

Standings: 1st AFC Central (tied)

DATE	OPPONENT	SCORE	WL	ATT
Sep.7	at Pittsburgh	17-31	L	54,386
Sep.15	at Cleveland	16-7	W	80,243
Sep.21	BALTIMORE	21-16	W	47,878
Sep.28	at Cincinnati	13-10	W	50,413
Oct. 5	SEATTLE	7-26	L	46,860
Oct. 12	at Kansas City	20-21	L	75,048
Oct. 19	TAMPA BAY	20-14	W	48,167
Oct. 26	CINCINNATI	23-3	W	49,189
Nov. 2	at Denver	20-16	W	74,717
Nov. 10	NEW ENGLAND	38-34	W	51,524
Nov. 16	at Chicago	10-6	W	59,390
Nov. 23	at NY Jets	28-31*	L	52,558
Nov. 30	CLEVELAND	14-17	L	61,514
Dec. 4	PITTSBURGH	6-0	W	53,960
Dec. 14	at Green Bay	22-3	W	53,201
Dec. 21	MINNESOTA	20-16	W	51,064
Dec. 28	at Oakland	7-27	L	52,762

	OILERS	OPP
TOTAL FIRST DOWNS	329	259
Rushing	155	94
Passing	152	147
Penalty	22	18
3rd Down: Made/Att	92/211	76/211
3rd Down Pct.	43.6	36.0
4th Down: Made/Att	--	--
4th Down Pct.	--	--
POSSESSION AVG.	33:16	26:44
TOTAL NET YARDS	5642	4612
Avg. Per Game	352.6	288.3
Total Plays	1063	932
Avg. Per Play	5.3	4.9
NET YARDS RUSHING	2635	1811
Avg. Per Game	164.7	113.2
Total Rushes	573	444
NET YARDS PASSING	3007	2801
Avg. Per Game	187.9	175.1
Sacked/Yards Lost	27/264	34/252
Gross Yards	3271	3053
Att./Comp.	463/296	454/246
Completion Pct.	63.9	54.2
Had Intercepted	28	26
PUNTS/AVERAGE	67/40.7	78/40.9
NET PUNTING AVG.	67/32.4	78/34.2
PENALTIES/YARDS	101/838	101/758
FUMBLE/BALL LOST	33/19	22/13
TOUCHDOWNS	34	27
Rushing	18	8
Passing	15	16
Returns	1	3

BY PERIODS	1	2	3	4	OTPTS
Oilers	25	83	83	105	0 295
Opponents	63	85	34	66	3 251

SCORING	TD	RU	PA	RT	PAT	FG	S	TP
Fritsch	0	0	0	0	26/27	19/24	0	83
Campbell	13	13	0	0	0	0	0	78
Barber	5	0	5	0	0	0	0	30
Casper LG	4	0	4	0	0	0	0	24
Caster TM	3	0	3	0	0	0	0	23
Marcol LG	1	0	0	18/10	3/4	0	0	18
Marcol TM	0	0	0	1/3	1/1	0	0	18
Carpenter	3	3	0	0	0	0	0	18
Caster	3	0	3	0	0	0	0	18
Johnson	2	0	2	0	0	0	0	12
T. Wilson	2	1	1	0	0	0	0	12
Marcol	1	1	0	0	0	0	0	6
Corker	1	0	0	1	0	0	0	6
Renfro	1	0	1	0	0	0	0	6
Thompson	0	0	0	0	4/4	0/0	0	4
Oilers	34	18	15	1	31/34	20/25	0	295
Opponents	27	8	16	3	26/27	21/29	0	251

RUSHING	NO	YDS	AVG	LG	TD
Campbell	373	1934	5.2	55f	13
Carpenter	97	359	3.7	46	3
T. Wilson	66	257	3.9	15	1
Coleman	14	82	5.9	27	1
Renfro	1	12	12.0	12	0
Casper LG	2	8	4.0	6	0
Casper TM	2	8	4.0	6	0
Clark	1	3	3.0	3	0
Barber	1	1	1.0	1	0
Johnson	2	1	0.5	4	0
Nielsen	1	0	0.0	0	0
Stabler	15	-22	-1.5	0	0
<b>Oilers</b>	<b>573</b>	<b>2635</b>	<b>4.6</b>	<b>55f</b>	<b>18</b>
<b>Opponents</b>	<b>444</b>	<b>1811</b>	<b>4.1</b>	<b>58</b>	<b>8</b>

RECEIVING	NO	YDS	AVG	LG	TD
Barber	59	712	12.1	79f	5
Carpenter	43	346	8.0	25	0
Renfro	35	459	13.1	42	1
Casper LG	56	796	14.2	43	4
Casper TM	34	526	15.5	43	3
Johnson	31	343	11.1	57f	2
T. Wilson	30	170	5.7	13	1
Caster	27	341	12.6	68f	3
Coleman	16	168	10.5	27	0
Campbell	11	47	4.3	10	0
Burrough	4	91	22.8	54	0
Groth	4	47	11.8	18	0
Smith	2	21	10.5	13	0
<b>Oilers</b>	<b>296</b>	<b>3271</b>	<b>11.1</b>	<b>79f</b>	<b>15</b>
<b>Opponents</b>	<b>246</b>	<b>3053</b>	<b>12.4</b>	<b>50f</b>	<b>16</b>

INTERCEPTIONS	NO	YDS	AVG	LG	TD
Tatum	7	100	14.3	35	0
Perry	5	85	17.0	42	0
Reinfieldt	4	36	9.0	23	0
Sternrick	4	25	6.3	15	0
Brazile	2	38	19.0	33	0
J. Wilson	2	26	13.0	26	0
Henderson LG	1	3	3.0	3	0
Henderson TM	1	3	3.0	3	0
Hartwig	1	0	0.0	0	0
<b>Oilers</b>	<b>26</b>	<b>313</b>	<b>12.0</b>	<b>42</b>	<b>0</b>
<b>Opponents</b>	<b>28</b>	<b>424</b>	<b>15.1</b>	<b>82f</b>	<b>2</b>

PUNTING	NO	YDS	AVG	NET	TB	IN	LG	B
Parsley	67	2727	40.7	32.4	8	19	57	0
Marcol LG	1	33	33.0	13.0	1	0	33	0
<b>Oilers</b>	<b>67</b>	<b>2727</b>	<b>40.7</b>	<b>32.4</b>	<b>8</b>	<b>19</b>	<b>57</b>	<b>0</b>
<b>Opponents</b>	<b>78</b>	<b>3193</b>	<b>40.9</b>	<b>34.2</b>	<b>7</b>	<b>15</b>	<b>57</b>	<b>0</b>

PUNT RETURNS	NO	FC	YDS	AVG	LG	TD
Roaches	47	6	384	8.2	68	0
Groth	1	0	0	0.0	0	0
Bingham	0	2	--	--	0	0
<b>Oilers</b>	<b>48</b>	<b>8</b>	<b>384</b>	<b>8.0</b>	<b>68</b>	<b>0</b>
<b>Opponents</b>	<b>40</b>	<b>9</b>	<b>394</b>	<b>9.9</b>	<b>50</b>	<b>0</b>

KICKOFF RETURNS	NO	YDS	AVG	LG	TD
Roaches	37	746	20.2	46	0
Groth	12	216	18.0	27	0
Barber	1	12	12.0	12	0
Carpenter	1	7	7.0	7	0
Bingham	1	0	0.0	0	0
Smith	1	0	0.0	0	0
<b>Oilers</b>	<b>53</b>	<b>981</b>	<b>18.5</b>	<b>46</b>	<b>0</b>
<b>Opponents</b>	<b>68</b>	<b>1265</b>	<b>18.6</b>	<b>63</b>	<b>0</b>

FIELD GOALS	1-19	20-29	30-39	40-49	50+
Fritsch	1/1	7/9	7/8	4/6	0/0
Marcol LG	0/0	1/1	0/1	2/2	0/0
Marcol TM	0/0	1/1	0/0	0/0	0/0
<b>Oilers</b>	<b>1/1</b>	<b>8/10</b>	<b>7/8</b>	<b>4/6</b>	<b>0/0</b>
<b>Opponents</b>	<b>0/0</b>	<b>12/12</b>	<b>5/7</b>	<b>3/7</b>	<b>1/3</b>

Fritsch: (31G) (25G,29G,17G) () (27G,29G) () (4 1 G, 4 6 G) (2 1 G, 3 3 G, 4 9 N) (33G,46G,30G) () (45G) (29N,22G) (29N) (38N) (37G,33G) () (23G,31G,48B)  
 Marcol: 0 0 0 0 0 0 0 0 0 0 0 0 0 (27G) ()  
 Opponents: (49N,27G) () (30G,23G,29G) (26G) (32G,33G,50G,44G,40N) (53N) () (23G,43N) (45G,20G,28G) (26G,44G,40G) (53N) () (23G,43N) (45G,20G,28G) (26G,44G,32B) (27G,22G) (36N,38G) (50N,25G) (42N) (28G,32G)

**SACKS**  
 Stensrud 7.0, Baker 6.5, Brazile 6.5, Washington 4.0, Bethea 2.0, Bingham 1.0, Henderson 1.0, Kennard 0.5  
**Oilers 34.0, Opponents 27.0**

**TACKLES (Solo, Assists, Total)**  
 Bingham (112-100-212), Brazile (73-68-141), Perry (55-56-111), Reinfieldt (61-48-109), Washington (60-38-98), Wilson (55-39-94), Bethea (40-37-77), Hunt (34-43-77), Dorris (34-34-68) Kennard (26-40-66), Stringer (26-29-55), Stensrud (32-23-55), Sternrick (33-15-48), Baker (25-19-44), Tatum (15-9-24), Thompson (6-13-19), Henderson (11-9-18), Hartwig (4-2-6)  
**Oilers (702-620-1322)**

**USUAL STARTING LINEUP**

**OFFENSE**

WR Billy Johnson (84)  
**or TE Dave Casper (87)**  
 LT Leon Gray (74)  
 LG Bob Young  
 C Carl Mauk  
 RG Ed Fisher (60)  
 RT Morris Towns (76)  
 TE Mike Barber (86)  
 WR Mike Renfro (82)  
 QB Ken Stabler (12)  
**RB Earl Campbell (34)**  
 FB Tim Wilson (45)

**DEFENSE**

LE Andy Dorris (69)  
 NT Ken Kennard (71)  
 RE Elvin Bethea (65)  
 OLB Ted Washington (59)  
 ILB Art Stringer (56)  
 DL Daryl Hunt (50)  
 OLB Gregg Bingham (54)  
 OLB Robert Brazile (52)  
 LCB J.C. Wilson (33)  
**RCB Greg Sternrick (27)**  
 SS Vernon Perry (32)  
 FS Mike Reinfieldt (37)

**SPECIALISTS**

K Toni Fritsch (16)  
 P Cliff Parsley (18)

Pro Bowl  
 All-Pro

PASSING	ATT	CMP	PCT	YARDS	YDS/ATT	TD	INT	LG	SK/YDS	RATING
Stabler	457	293	64.1	3202	7.01	13	28	79f	27/264	68.7
Campbell	2	1	50.0	57	28.50	1	0	57f	0/0	135.4
Nielsen	4	2	50.0	12	3.00	1	0	8f	0/0	95.8
<b>Oilers</b>	<b>463</b>	<b>296</b>	<b>63.9</b>	<b>3271</b>	<b>7.06</b>	<b>15</b>	<b>28</b>	<b>79f</b>	<b>27/264</b>	<b>70.4</b>
<b>Opponents</b>	<b>454</b>	<b>246</b>	<b>54.2</b>	<b>3053</b>	<b>6.72</b>	<b>16</b>	<b>26</b>	<b>50f</b>	<b>34/252</b>	<b>63.1</b>

GM/Head Coach: Bum Phillips

Asst. Coaches: Ed Biles (def. coord.), Andy Bourgeois (off. backs), Joe Bugel (off. line), King Hill (WR/QB), Wade Phillips (DL), Bob Gambold (DB), John Paul Young (ST/LB)

Front Office  
Coaching Staff  
Players  
Rookies  
2007 Season  
Records  
History  
Playoff History  
Sidelines

## USUAL LINEUP

### Offense

WR	00	Ken Burrough
LT	74	Leon Gray
LG	70	Conway Hayman
C	55	Carl Mauck
RG	60	Ed Fisher
RT	76	Morris Towns
TE	86	Mike Barber
WR	88	Rich Caster
QB	7	Dan Pastorini
RB	34	Earl Campbell
FB	45	Tim Wilson

### Defense

LE	69	Andy Dorris
NT	78	Curley Culp
RE	65	Elvin Bethea
OLB	59	Ted Washington
ILB	54	Gregg Bingham
ILB	56	Art Stringer
	50	Daryl Hunt
OLB	52	Robert Brazile
LCB	33	J.C. Wilson
RCB	27	Greg Stemrick
SS	32	Vernon Perry
FS	37	Mike Reinfeldt

K	16	Toni Fritsch
P	18	Cliff Parsley

**Won 11, Lost 5**  
**Second—Central Division**  
**Head Coach: O.A. "Bum" Phillips**

### Preseason (1-3)

8/2	N.Y. JETS	.....	14	21
8/12	ST. LOUIS	.....	9	7
8/18	at Dallas	.....	13	16
8/24	at New Orleans	.....	7	10

### Regular Season (11-5)

9/2	at Washington	W	29-27	54,582
9/9	at Pittsburgh	L	7-38	49,729
9/16	KANSAS CITY	W	20-6	45,654
9/23	at Cincinnati	W	30-27*	45,615
9/30	CLEVELAND	W	31-10	48,915
10/7	ST. LOUIS	L	17-24	53,043
10/14	at Baltimore	W	28-16	45,021
10/21	at Seattle	L	14-34	60,705
10/28	N.Y. JETS	W	27-24*	45,825
11/5	at Miami	W	9-6	70,273
11/11	OAKLAND	W	31-17	48,614
11/18	CINCINNATI	W	42-21	49,829
11/22	at Dallas	W	30-24	63,897
12/2	at Cleveland	L	7-14	69,112
12/10	PITTSBURGH	W	20-17	55,293
12/16	PHILADELPHIA	L	20-26	49,407

### AFC WILD CARD GAME

12/23	DENVER	W	13-7	48,776
-------	--------	---	------	--------

### AFC DIVISIONAL PLAYOFF GAME

12/29	at San Diego	W	17-14	51,192
-------	--------------	---	-------	--------

### AFC CHAMPIONSHIP GAME

1/6	at Pittsburgh	L	13-27	50,475
-----	---------------	---	-------	--------

\* overtime

## TEAM STATISTICS

	<i>Hou.</i>	<i>Avg.</i>	<i>Opp.</i>	<i>Avg.</i>
<b>Total Yds.</b>	4827	301.7	4990	311.9
<b>Rush Yds.</b>	2571	160.7	2225	139.1
<b>Pass Yds.</b>	2256	141.0	2765	172.8
<b>Points</b>	362	22.6	331	20.7

## HONORS

### Pro Bowl

Elvin Bethea, Robert Brazile, Earl Campbell, Toni Fritsch, Leon Gray, Mike Reinfeldt

### All-Pro

Robert Brazile, Earl Campbell, Toni Fritsch, Leon Gray,

### All-Rookie

Jesse Baker, Vernon Perry

### Rookie of Year

Jesse Baker

### AFC Player of Year

Earl Campbell

### NFL Off. Player of Year

Earl Campbell

### NFL Most Valuable Player

Earl Campbell

## OILERS LEADERS

<i>Rushing</i>	Earl Campbell 368-1697, 19 TD
<i>Receiving</i>	Ken Burrough 40-752, 6 TD
<i>Passing</i>	Dan Pastorini 324-163, 2090 yds. 18 INT, 14 TD
<i>Scoring</i>	Earl Campbell 114, 19 TD
<i>Punt Ret.</i>	Richard Ellender 31-203, 0 TD
<i>Kick Ret.</i>	Cliff Ellender 24-514, 0 TD
<i>Punting</i>	Cliff Parsley 93-3777, 40.6 avg.
<i>Ints.</i>	Mike Reinfeldt 12-205, 0 TD
<i>Tackles</i>	Gregg Bingham 203 (100 solo)
<i>QB Sacks</i>	Jesse Baker 15.5

## AMERICAN FOOTBALL CONFERENCE

### EASTERN DIVISION

	<i>W</i>	<i>L</i>	<i>T</i>	<i>PCT.</i>
Miami	10	6	0	.625
New England	9	7	0	.563
N.Y. Jets	8	8	0	.500
Buffalo	7	9	0	.438
Baltimore	5	11	0	.313

### CENTRAL DIVISION

	<i>W</i>	<i>L</i>	<i>T</i>	<i>Pct.</i>
Pittsburgh	12	4	0	.750
* Houston	11	5	0	.688
Cleveland	9	7	0	.563
Cincinnati	4	12	0	.250

### WESTERN DIVISION

	<i>W</i>	<i>L</i>	<i>T</i>	<i>Pct.</i>
San Diego	12	4	0	.750
* Denver	10	6	0	.625
Seattle	9	7	0	.563
Oakland	9	7	0	.563
Kansas City	7	9	0	.438

\* Wild Card for Playoffs

## NATIONAL FOOTBALL CONFERENCE

### EASTERN DIVISION

	<i>W</i>	<i>L</i>	<i>T</i>	<i>Pct.</i>
Dallas	11	5	0	.688
* Philadelphia	11	5	0	.688
Washington	10	6	0	.625
N.Y. Giants	6	10	0	.375
St. Louis	5	11	0	.313

### CENTRAL DIVISION

	<i>W</i>	<i>L</i>	<i>T</i>	<i>Pct.</i>
Tampa Bay	10	6	0	.625
* Chicago	10	6	0	.625
Minnesota	7	9	0	.438
Green Bay	5	11	0	.313
Detroit	2	14	0	.125

### WESTERN DIVISION

	<i>W</i>	<i>L</i>	<i>T</i>	<i>Pct.</i>
Los Angeles	9	7	0	.563
New Orleans	8	8	0	.500
Atlanta	6	10	0	.375
San Francisco	2	14	0	.125

\* Wild Card for Playoff

**Head Coach:** O.A. "Bum" Phillips

**Postseason:** 2-1

**Standings:** 2nd AFC Central

DATE	OPPONENT	SCORE	WL	ATT
Sep.2	at Washington	29-27	W	54,582
Sep.9	at Pittsburgh	7-38	L	49,792
Sep.16	KANSAS CITY	20-6	W	45,684
Sep.23	at Cincinnati	30-27*	W	45,615
Sep.30	CLEVELAND	31-10	W	48,914
Oct. 7	ST. LOUIS	17-24	L	53,043
Oct. 14	at Baltimore	28-16	W	45,021
Oct. 21	at Seattle	14-34	L	60,705
Oct. 28	NY JETS	27-24*	W	45,825
Nov. 5	at Miami	9-6	W	70,273
Nov. 11	OAKLAND	31-17	W	48,614
Nov. 18	CINCINNATI	42-21	W	49,829
Nov. 22	at Dallas	30-24	W	63,897
Dec. 2	at Cleveland	7-14	L	69,112
Dec. 10	PITTSBURGH	20-17	W	55,293
Dec. 16	PHILADELPHIA	20-26	L	49,407
Dec. 23	DENVER	13-7	W	48,776
Dec. 29	at San Diego	17-14	W	51,192
Jan. 6	at Pittsburgh	13-27	L	50,475

	OILERS	OPP
TOTAL FIRST DOWNS	268	304
Rushing	149	125
Passing	100	158
Penalty	19	21
3rd Down: Made/Att	107/253	97/226
3rd Down Pct.	42.3	42.9
4th Down: Made/Att	--	--
4th Down Pct.	--	--

POSSESSION AVG.	30:42	29:18
TOTAL NET YARDS	4827	4990
Avg. Per Game	301.7	311.9
Total Plays	1034	1038
Avg. Per Play	4.7	4.8

NET YARDS RUSHING	2571	2225
Avg. Per Game	160.7	139.1
Total Rushes	616	522

NET YARDS PASSING	2256	2765
Avg. Per Game	141.0	172.8
Sacked/Yards Lost	32/238	51/421
Gross Yards	2494	3186
Att./Comp.	386/195	465/242
Completion Pct.	50.5	52.0
Had Intercepted	21	34

PUNTS/AVERAGE	93/40.6	73/41.0
NET PUNTING AVG.	93/31.7	73/35.8
PENALTIES/YARDS	109/942	103/920
FUMBLES/BALL LOST	31/11	29/16

TOUCHDOWNS	43	40
Rushing	24	19
Passing	17	18
Returns	2	3

BY PERIODS	1	2	3	4	OTPTS
Oilers	58	144	81	73	6 362
Opponents	81	87	50	113	0 331

SCORING	TD	RU	PA	RT	PAT	FG	S	TP
Campbell	19	0	0	0	0	0	0	114
Fritsch	0	0	0	0	41/43	21/25	0	104
Burrough	6	0	6	0	0	0	0	36
Carpenter	4	3	1	0	0	0	0	24
Barber	3	0	3	0	0	0	0	18
T. Wilson	3	2	1	0	0	0	0	18
Renfro	2	0	2	0	0	0	0	12
Baker	1	0	1	0	0	0	0	6
Caster	1	0	1	0	0	0	0	6
Coleman	1	0	1	0	0	0	0	6
Johnson	1	0	1	0	0	0	0	6
Merkens	1	0	1	0	0	0	0	6
J.C. Wilson	1	0	0	1	0	0	0	6
Oilers	43	24	17	2	41/43	21/25	0	362
Opponents	40	19	18	3	37/40	18/28	0	331

RUSHING	NO	YDS	AVG	LG	TD
Campbell	368	1697	4.6	611	19
Carpenter	92	355	3.9	13	3
T. Wilson	84	319	3.8	19	2
Coleman	21	81	3.9	10	0
Clark	22	51	2.3	7	0
Caster	4	25	6.3	10	0
Pastorini	15	23	1.5	14	0
King	3	9	3.0	4	0
Nielsen	5	7	1.4	7	0
Barber	2	4	2.0	6	0
Oilers	616	2571	4.2	611	24
Opponents	522	2225	4.3	40	19

RECEIVING	NO	YDS	AVG	LG	TD
Burrough	40	752	18.8	55f	6
T. Wilson	29	208	7.2	24t	1
Barber	27	377	14.0	37t	3
Caster	18	239	13.3	36	1
Renfro	16	323	20.2	49	2
Carpenter	16	116	7.3	22	1
Campbell	16	94	5.9	46	0
Coleman	12	114	9.5	17	1
Johnson	6	108	18.0	29	1
Clark	6	58	9.7	38	0
Rucker	4	40	10.0	16	0
Merkens	3	44	14.7	20	1
Ellender	1	15	15.0	15	0
Groth	1	6	6.0	6	0
Oilers	195	2494	12.8	55f	17
Opponents	242	3186	13.2	56f	18

INTERCEPTIONS	NO	YDS	AVG	LG	TD
Reinfeild	12	205	17.1	39	0
J.C. Wilson	6	135	22.5	66	1
Bingham	3	78	26.0	54	0
Perry	3	33	11.0	24	0
Sternick	2	50	25.0	50	0
Brazile	2	45	22.5	26	0
Alezander	2	27	13.5	19	0
Hartwig	2	24	12.0	24	0
Stringer	2	21	10.5	21	0
Oilers	34	618	18.2	66	1
Opponents	21	290	13.8	68	1

PUNTING	NO	YDS	AVG	NET	TB	IN	LG	B
Parsley	93	3777	40.6	31.7	5	14	59	0
Oilers	93	3777	40.6	31.7	5	14	59	0
Opponents	73	2992	41.0	35.8	8	19	57	0

PUNT RETURNS	NO	FC	YDS	AVG	LG	TD
Ellender	31	2	203	6.5	36	0
Johnson	4	0	17	4.3	16	0
Merkens	2	5	6	3.0	6	0
Coleman	1	0	-5	-5.0	-5	0
Thompson	0	1	0	0.0	0	0
Oilers	38	8	221	5.8	36	0
Opponents	64	9	726	11.3	55f	1

KICKOFF RETURNS	NO	YDS	AVG	LG	TD
Ellender	24	514	21.4	35	0
Coleman	16	321	20.1	27	0
Hartwig	13	238	18.3	37	0
Johnson	4	37	9.3	12	0
Carpenter	2	34	17.0	17	0
T. Wilson	2	30	15.0	15	0
Merkens	2	22	11.0	13	0
King	1	21	21.0	21	0
King	1	17	17.0	17	0
Caster	1	0	0.0	0	0
Sternick	1	0	0.0	0	0
Oilers	67	1234	18.4	37	0
Opponents	69	1310	19.0	58	0

FIELD GOALS	1-19	20-29	30-39	40-49	50+											
Fritsch	0/0	7/7	5/6	7/10	2/2											
Oilers	0/0	7/7	5/6	7/10	2/2											
Opponents	0/0	2/3	8/12	5/9	3/4											
Fritsch:	(41G, 46G, 26G)	( )	(28G, 23G)	(33G, 47G, 29G)	(28G)	(51G)	( )	( )								
( )	(31N, 47G, 35G)	(46G, 48N, 48G, 39G)	(51G)	( )	(27G)	(43B)	(44N, 24G, 34G)	(44G, 37G)								
Opponents:	(37G, 39G, 70N)	(45G, 42N)	(27N)	(52G, 48N, 55G, 32N)	(44G, 32)	(24G)	(35N, 34G)	(44G, 30G)	(31G)	(32G, 51G)	(32G)	( )	(48G)	(36N, 41N)	(37G, 41N)	(22G, 41G)

SACKS
Baker 15.5, Dorris 9.5, Washington 8.0, Brazile 5.0, Kennard 4.5, Culp 3.0, Stensrud 2.0, Bingham 1.0
Oilers 51.0 Opponents 32.0

TACKLES (Solo, Assists, Total)
Bingham (100-103-203), Brazile (86-58-144), Perry (55-56-111), Dorris (44-48-92), Stringer (59-52-91), Wilson (57-43-100), Reinfeild (50-38-88), Washington (66-21-87), Culp (54-24-78), Bethea (34-31-65), Hunt (26-36-62), Sternick (40-16-56), Baker (32-22-54), Thompson (22-13-35), Kennard (19-15-34), Hartwig (8-3-11), Stensrud (1-5-3-8), Curner (5-1-6)
Oilers (762-560-1322)

USUAL STARTING LINEUP
<b>OFFENSE</b>
WR Ken Burrough (00)
LT <b>Leon Gray (74)</b>
LG Conway Hayman (70)
C Carl Mauck (55)
RG Ed Fisher (60)
RT Morris Towns (76)
TE Mike Barber (86)
WR Rich Caster (88)
QB Dan Pastorni (7)
<b>RB Earl Campbell (34)</b>
FB Tim Wilson (45)

<b>DEFENSE</b>
LE Andy Dorris (69)
NT Curley Culp (78)
RE <b>Elvin Bethea (65)</b>
OLB Ted Washington (59)
ILB Gregg Bingham (54)
ILB Art Stringer (56)
Daryl Hunt (50)
<b>OLB Robert Brazile (52)</b>
LCB J.C. Wilson (33)
RCB Greg Sternick (27)
SS Vernon Perry (32)
<b>ES Mike Reinfeild (37)</b>

SPECIALISTS
K <b>Toni Fritsch (16)</b>
P Cliff Parsley (18)
<b>NFL MOST VALUABLE PLAYER</b>
Earl Campbell
Pro Bowl All-Pro

PASSING	ATT	CMP	PCT	YARDS	YDS/ATT	TD	INT	LG	SK/YDS	RATING
Pastorini	324	163	50.3	2090	6.45	14	18	55f	29/212	62.1
G. Nielsen	61	32	52.5	404	6.62	3	3	41	3/26	69.3
Burrough	1	0	0.0	0	0.00	0	0	0	0/0	39.6
Oilers	386	195	50.5	2494	6.46	17	21	55f	32/238	63.1
Opponents	465	242	52.0	3186	6.85	18	34	56f	51/421	56.4

GM/Head Coach: Bum Phillips  
 Asst. Coaches: Ed Biles (def. coord./LB), Andy Bourgeois (off. backs), Joe Bugel (off. line), King Hill (WR), Wade Phillips (DL), Bob Gambold (DB), John Paul Young (ST)

Front Office Coaching Staff Players Rookies 2007 Season Records History Playoff History Sidelines



Front Office

Coaching Staff

Players

Rookies

2007 Season

Records

History

Playoff History

Sidelines

## USUAL LINEUP

### Offense

WR	00	Ken Burrough
LT	73	Greg Sampson
LG	64	George Reihner
	70	Conway Hayman
C	55	Carl Mauck
RG	60	Ed Fisher
RT	70	Conway Hayman
	76	Morris Towns
TE	86	Mike Barber
WR	82	Mike Renfro
	88	Rich Carter
QB	7	Dan Pastorini
RB	34	Earl Campbell
FB	45	Tim Wilson

### Defense

LE	77	James Young
NT	78	Curley Culp
RE	65	Elvin Bethea
OLB	59	Ted Washington
ILB	57	Steve Kiner
ILB	54	Gregg Bingham
OLB	52	Robert Brazile
LCB	19	Willie Alexander
RCB	27	Greg Stemrick
SS	20	Bill Currier
FS	37	Mike Reinfeldt
K	16	Toni Fritsch
P	18	Cliff Parsley

Won 10, Lost 6  
Second—Central Division  
Head Coach: O.A. "Bum" Phillips

### Preseason (1-3)

8/5	DENVER	.....	12	17
8/14	PHILADELPHIA	.....	10	28
8/19	at Dallas	.....	27	13
8/26	NEW ORLEANS	.....	3	17

### Regular Season (10-6)

9/3	at Atlanta	L	14-20	59,733
9/10	at Kansas City	W	20-17	41,754
9/17	SAN FRANCISCO	W	20-19	49,242
9/24	L.A. RAMS	L	6-10	49,216
10/1	at Cleveland	W	16-13	73,481
10/8	at Oakland	L	17-21	54,468
10/15	BUFFALO	W	17-10	51,207
10/23	at Pittsburgh	W	24-17	48,021
10/29	at Cincinnati	L	13-28	56,346
11/5	CLEVELAND	W	14-10	51,024
11/12	at New England	W	26-23	61,297
11/20	MIAMI	W	35-30	51,874
11/26	CINCINNATI	W	17-10	51,331
12/3	PITTSBURGH	L	3-13	55,133
12/10	at New Orleans	W	17-12	65,975
12/17	SAN DIEGO	L	24-45	52,625

### AFC WILD CARD GAME

12/23	at Miami	W	17-9	70,036
-------	----------	---	------	--------

### AFC DIVISIONAL PLAYOFF GAME

12/31	at New England	W	31-14	61,297
-------	----------------	---	-------	--------

### AFC CHAMPIONSHIP GAME

1/7	at Pittsburgh	L	5-34	49,417
-----	---------------	---	------	--------

### TEAM STATISTICS

	<i>Hou.</i>	<i>Avg.</i>	<i>Opp.</i>	<i>Avg.</i>
Total Yds.	4814	300.9	4914	307.1
Rush Yds.	2476	154.8	2072	129.5
Pass Yds.	2338	146.1	2842	177.6
Points	283	17.7	298	18.6

### HONORS

#### Pro Bowl

Elvin Bethea, Robert Brazile,  
Earl Campbell, Curley Culp

#### All-Pro

Robert Brazile, Earl Campbell

#### All-Rookie

Earl Campbell

#### Rookie of Year

Earl Campbell

#### AFC Player of Year

Earl Campbell

#### NFL Offensive Player of Year

Earl Campbell

### OILERS LEADERS

<i>Rushing</i>	Earl Campbell 302-1450, 13 TD
<i>Receiving</i>	Ken Burrough 47-624, 2 TD
<i>Passing</i>	Dan Pastorini 368-199, 2473 yds. 17 INT, 16 TD
<i>Scoring</i>	Earl Campbell 78, 13 TD
<i>Punt Ret.</i>	Ronnie Coleman 16-142, 0 TD
<i>Kick Ret.</i>	Johnnie Dirden 32-780, 0 TD
<i>Punting</i>	Cliff Parsley 91-3544, 38.9 avg.
<i>Ints.</i>	Willie Alexander 5-51, 0 TD
<i>Tackles</i>	Gregg Bingham 223 (109 solo)
<i>QB Sacks</i>	Elvin Bethea 8

## AMERICAN FOOTBALL CONFERENCE

### EASTERN DIVISION

	W	L	T	PCT.
New England	11	5	0	.688
* Miami	11	5	0	.688
N.Y.Jets	8	8	0	.500
Buffalo	5	11	0	.313
Baltimore	5	11	0	.313

### CENTRAL DIVISION

	W	L	T	Pct.
Pittsburgh	14	2	0	.875
* Houston	10	6	0	.625
Cleveland	8	8	0	.500
Cincinnati	4	12	0	.250

### WESTERN DIVISION

	W	L	T	Pct.
Denver	10	6	0	.625
Oakland	9	7	0	.563
Seattle	9	7	0	.563
San Diego	9	7	0	.563
Kansas City	4	12	0	.250

\* Wild Card for Playoffs

## NATIONAL FOOTBALL CONFERENCE

### EASTERN DIVISION

	W	L	T	Pct.
Dallas	12	4	0	.750
* Philadelphia	9	7	0	.563
Washington	8	8	0	.500
St. Louis	6	10	0	.375
N.Y. Giants	6	10	0	.375

### CENTRAL DIVISION

	W	L	T	Pct.
Minnesota	8	7	1	.531
Green Bay	8	7	1	.531
Detroit	7	9	0	.438
Chicago	7	9	0	.438
Tampa Bay	5	11	0	.313

### WESTERN DIVISION

	W	L	T	Pct.
Los Angeles	12	4	0	.750
* Atlanta	9	7	0	.563
New Orleans	7	9	0	.438
San Francisco	2	14	0	.125

\* Wild Card for Playoffs

Head Coach: O.A. "Bum" Phillips

Postseason: 2-1

Standings: 2nd AFC Central

DATE	OPPONENT	SCORE	WL	ATT
Sep.3	at Atlanta	14-20	L	57,328
Sep.10	at Kansas City	20-17	W	40,213
Sep.17	SAN FRANCISCO	20-19	W	46,161
Sep.24	LOS ANGELES	6-10	L	45,749
Oct. 1	at Cleveland	16-13	W	72,776
Oct. 8	at Oakland	17-21	L	52,550
Oct.15	BUFFALO	17-10	W	47,727
Oct.23	at Pittsburgh	24-17	W	48,021
Oct. 29	at Cincinnati	13-28	L	50,532
Nov.5	CLEVELAND	14-10	W	45,827
Nov.12	at New England	26-23	W	60,356
Nov.20	MIAMI	35-30	W	50,290
Nov. 26	CINCINNATI	17-10	W	43,245
Dec.3	PITTSBURGH	3-13	L	54,261
Dec.10	at New Orleans	17-12	W	63,169
Dec.17	SAN DIEGO	24-45	L	49,554
Dec. 24	at Miami	17-9	W	70,036
Dec. 31	at New England	31-14	W	61,297
Jan. 7	at Pittsburgh	5-34	L	49,417

	OILERS	OPP
TOTAL FIRST DOWNS	276	292
Rushing	135	120
Passing	119	144
Penalty	22	28
3rd Down: Made/Att	100/232	90/225
3rd Down Pct.	43.1	40.0
4th Down: Made/Att	--	--
4th Down Pct.	--	--
POSSESSION AVG.	29:44	30:16
TOTAL NET YARDS	4814	4914
Avg. Per Game	300.9	307.1
Total Plays	993	1021
Avg. Per Play	4.8	4.8
NET YARDS RUSHING	2476	2072
Avg. Per Game	154.8	129.5
Total Rushes	603	556
NET YARDS PASSING	2338	2842
Avg. Per Game	146.1	177.6
Sacked/Yards Lost	17/135	37/283
Gross Yards	2473	3125
Att./Comp.	373/201	428/240
Completion Pct.	53.9	56.1
Had Intercepted	17	17
PUNTS/AVERAGE	92/38.5	81/42.7
NET PUNTING AVG.	92/31.5	81/35.1
PENALTIES/YARDS	102/833	99/940
FUMBLES/BALL LOST	35/21	28/16
TOUCHDOWNS	35	34
Rushing	19	14
Passing	16	17
Returns	0	3

BY PERIODS	1	2	3	4	OTPTS
Oilers	38	80	65	100	0 283
Opponents	43	119	67	69	0 298

SCORING	TD	RU	PA	RT	PAT	FG	S	TP
Campbell	13	13	0	0	0	0	0	78
Fritsch	0	0	0	0	31/32	14/18	0	73
Carpenter	5	5	0	0	0	0	0	30
Caster	5	5	0	0	0	0	0	30
Barber	3	0	3	0	0	0	0	18
Burrough	2	0	2	0	0	0	0	12
Coleman	2	1	1	0	0	0	0	12
Renfro	2	0	2	0	0	0	0	12
Woods	2	0	2	0	0	0	0	12
T. Wilson	1	0	1	0	0	0	0	6
Oilers	35	19	16	0	31/32	14/18	0	283
Opponents	34	14	17	3	33/34	19/32	2	298

PASSING	ATT	CMP	PCT	YARDS	YDS/ATT	TD	INT	LG	SK/YDS	RATING
Pastorini	368	199	54.1	2473	6.72	16	17	80t	15/123	70.4
G. Neilsen	4	2	50.0	0	0.00	0	0	0	2/12	56.3
Burrough	1	0	0.0	0	0.00	0	0	0	0/0	39.6
Oilers	373	201	53.9	2473	6.63	16	17	80t	17/135	69.9
Opponents	428	240	56.1	3125	7.30	17	17	58t	37/283	75.9

RUSHING	NO	YDS	AVG	LG	TD
Campbell	302	1450	4.8	81t	13
T. Wilson	126	431	3.4	24	0
Carpenter	82	348	4.2	20	5
Coleman	61	188	3.1	16	1
Caster	5	32	6.4	11	0
Barber	2	14	7.0	13	0
Pastorini	18	11	0.6	11	0
Renfro	1	9	9.0	9	0
Woods	2	4	2.0	5	0
Duncan	1	0	0.0	0	0
Burrough	3	-11	-3.7	1	0
Oilers	603	2476	4.1	81t	19
Opponents	556	2072	3.7	65	14

RECEIVING	NO	YDS	AVG	LG	TD
Burrough	47	642	13.3	44	2
Barber	32	513	16.0	72t	3
Renfro	26	339	13.0	58t	2
Caster	20	316	15.8	47t	5
Coleman	19	246	12.9	33	1
Carpenter	17	150	8.8	37	0
T. Wilson	15	91	6.1	14	1
Campbell	12	48	4.0	20	0
Woods	6	96	16.0	80t	2
Rucker	2	38	19.0	22	0
Duncan	2	0	0.0	0	0
B. Johnson	1	10	10.0	10	0
Merkens	1	6	6.0	6	0
Sampson	1	-4	-4.0	-4	0
Oilers	201	2473	12.3	80t	16
Opponents	240	3125	13.0	58t	17

INTERCEPTIONS	NO	YDS	AVG	LG	TD
Alexander	5	51	10.2	29	0
Sternick	3	65	21.7	38	0
J.C. Wilson	2	10	5.0	10	0
Brazile	1	30	30.0	30	0
Stringer	1	20	20.0	20	0
Currier	1	8	8.0	8	0
Knoff	1	6	6.0	6	0
Whittington	1	6	6.0	6	0
Kiner	1	3	3.0	3	0
Reinfeldt	1	0	0.0	0	0
Oilers	17	199	11.7	38	0
Opponents	17	174	10.2	33	0

PUNTING	NO	YDS	AVG	NET	TB	IN	LG	B
Parsley	91	3539	38.9	31.5	6	20	59	1
Oilers	92	3539	38.5	31.5	6	20	59	1
Opponents	81	3462	42.7	35.1	10	19	65	0

PUNT RETURNS	NO	FC	YDS	AVG	LG	TD
Coleman	16	1	142	8.9	32	0
Merkens	13	1	132	10.2	42	0
Woods	9	0	82	9.1	14	0
B. Johnson	8	0	60	7.5	20	0
Southard LG	2	0	-2	-1.0	0	0
Thompson	0	2	0	--	0	0
Oilers	46	4	416	9.0	42	0
Opponents	53	20	517	9.8	82t	1

KICKOFF RETURNS	NO	YDS	AVG	LG	TD
Dirden	32	780	24.4	60	0
Poole	4	107	26.8	31	0
Davis	4	98	24.5	31	0
B. Johnson	4	73	18.3	22	0
Turner	4	69	17.3	23	0
Woods	3	59	19.7	24	0
Coleman	2	40	20.0	23	0
Duncan	2	38	19.0	21	0
Southard LG	2	47	23.5	26	0
T. Wilson	2	29	14.5	16	0
Carpenter	1	11	11.0	11	0
Oilers	58	1304	22.5	60	0
Opponents	61	1360	22.3	47	0

FIELD GOALS	1-19	20-29	30-39	40-49	50+
Fritsch	2/2	2/3	7/9	3/4	0/0
Oilers	2/2	2/3	7/9	3/4	0/0
Opponents	2/2	4/8	7/10	6/10	0/2

Fritsch: ( ) (3G,49G) (38G,39N,19G) (32G,20G) (1G) (35G) (23N,43G) (39G) (1) (30N) (1) (38G) (37G,43N) (22G) (43G)

Opponents: (43N,30G,48G) (50N,41G) (26G,19G,46N) (25G,29B) (41G,40G) (1) (33G) (31N,30G) (45N) (52N,40G) (32G,34G,37G,38N,25N) (1) (34G,38N) (41G,43N,23G,24N) (23N,21G) (19G)

**SACKS**  
records not available  
Oilers 37.0, Opponents 17.0

**TACKLES (Solo, Assists, Total)**  
records not available

**USUAL STARTING LINEUP**

**OFFENSE**

WR Ken Burrough (00)  
LT Greg Sampson (73)  
LG George Reihner (64)  
Conway Hayman (70)  
C Carl Mauck (55)  
RG Ed Fisher (60)  
RT Conway Hayman (70)  
Morris Towns (76)  
TE Mike Barber (86)  
WR Mike Renfro (82)  
Rich Castro (88)  
QB Dan Pastorini (7)  
**RB Earl Campbell (34)**  
FB Tim Wilson (45)

**DEFENSE**

LE James Young (77)  
NT Curley Culp (78)  
**RE Elvin Bethea (65)**  
OLB Ted Washington (59)  
ILB Steve Kiner (57)  
ILB Gregg Bingham (54)  
**OLB Robert Brazile (52)**  
LCB Willie Alexander (19)  
RCB Greg Sternick (27)  
SS Bill Currier (20)  
FS Mike Reinfeldt (37)

**SPECIALISTS**

K Toni Fritsch (16)  
P Cliff Parsley (18)

Pro Bowl  
All-Pro



Earl Campbell

GM/Head Coach: Bum Phillips  
Asst. Coaches: Ken Shipp (off. coord.), Ed Biles (def. coord.), Andy Bourgeois (off. backs), Joe Bugel (off. line), King Hill (WR), Wade Phillips (DL), Bob Gambold (DB), John Paul Young (ST)

Front Office  
Coaching Staff  
Players  
Rookies  
2007 Season  
Records  
History  
Playoff History  
Sidelines

## USUAL LINEUP

### Offense

WR	00	Ken Burrough
LT	73	Greg Sampson
LG	64	George Reihner
C	55	Carl Mauck
RG	75	Elbert Drungo
RT	72	Kevin Hunt
TE	86	Mike Barber
	88	Jimmie Giles
WR	89	Eddie Foster
QB	7	Dan Pastorini
RB	47	Ronnie Coleman
FB	45	Tim Wilson
	26	Rob Carpenter

### Defense

LE	77	James Young
	71	Ken Kennard
NT	78	Curley Culp
RE	65	Elvin Bethea
OLB	59	Ted Washington
ILB	57	Steve Kiner
ILB	54	Gregg Bingham
OLB	52	Robert Brazile
LCB	19	Willie Alexander
RCB	22	Zeke Moore
SS	38	Bill Currier
FS	37	Mike Reinfeldt
K	16	Toni Fritsch
P	18	Cliff Parsley

### OILERS LEADERS

<i>Rushing</i>	Ronnie Coleman 185-660, 5 TD
<i>Receiving</i>	Ken Burrough 43-816, 8 TD
<i>Passing</i>	Dan Pastorini 319-169, 1987 yds. 18 INT, 13 TD
<i>Scoring</i>	Toni Fritsch 55, 19 PAT, 12 FG
<i>Punt Ret.</i>	Billy Johnson 35-539, 2 TD
<i>Kick Ret.</i>	Billy Johnson 25-630, 1 TD
<i>Punting</i>	Cliff Parsley 77-3030, 39.3 avg.
<i>Ints.</i>	Mike Reinfeldt 5-78, 0 TD
<i>Tackles</i>	Gregg Bingham 190 (95 solo)
<i>QB Sacks</i>	James Young 7.5

## AMERICAN FOOTBALL CONFERENCE

### EASTERN DIVISION

	W	L	T	Pct.
Baltimore	10	4	0	.714
Miami	10	4	0	.714
New England	9	5	0	.643
N.Y. Jets	3	11	0	.214
Buffalo	3	11	0	.214

### CENTRAL DIVISION

	W	L	T	Pct.
Pittsburgh	9	5	0	.643
Houston	8	6	0	.571
Cincinnati	8	6	0	.571
Cleveland	6	8	0	.429

### WESTERN DIVISION

	W	L	T	Pct.
Denver	12	2	0	.857
* Oakland	11	3	0	.786
San Diego	7	7	0	.500
Seattle	5	9	0	.357
Kansas City	2	12	0	.143

\* Wild Card for Playoffs

## Won 8, Lost 6 Second (Tied)—Central Division Head Coach: O.A. "Bum" Phillips

### Preseason (2-4)

8/8	at Oakland	.....	0	40
8/14	BALTIMORE	.....	7	14
8/20	CHICAGO	.....	10	14
8/29	SAN FRANCISCO	.....	17	3
9/3	DALLAS	.....	23	14
9/10	at New Orleans	.....	16	20

### Regular Season (8-6)

9/18	N.Y. JETS	W	20-0	42,181
9/25	at Green Bay	W	16-10	56,627
10/2	at Miami	L	7-27	51,973
10/9	PITTSBURGH	W	27-10	51,644
10/16	CLEVELAND	L	23-24	50,738
10/23	at Pittsburgh	L	10-27	48,517
10/30	at Cincinnati	L	10-13*	53,194
11/6	CHICAGO	W	47-0	51,177
11/13	at Oakland	L	29-34	54,598
11/20	at Seattle	W	22-10	63,817
11/27	KANSAS CITY	W	34-20	47,701
12/4	DENVER	L	14-24	51,455
12/11	at Cleveland	W	19-15	46,788
12/18	CINCINNATI	W	21-16	50,924

\* overtime

### TEAM STATISTICS

	Hou.	Avg.	Opp.	Avg.
<b>Total Yds.</b>	3864	276.0	3957	282.6
<b>Rush Yds.</b>	1989	142.1	1815	129.6
<b>Pass Yds.</b>	1875	133.9	2142	153.0
<b>Points</b>	299	21.4	230	16.4

### HONORS

#### Pro Bowl

Robert Brazile, Ken Burrough, Curley Culp,  
Billy Johnson

#### All-Pro

Billy Johnson

#### All-Rookie

Rob Carpenter, Bill Currier, George Reihner

## NATIONAL FOOTBALL CONFERENCE

### EASTERN DIVISION

	W	L	T	Pct.
Dallas	12	2	0	.857
Washington	9	5	0	.643
St. Louis	7	7	0	.500
Philadelphia	5	9	0	.357
N.Y. Giants	5	9	0	.357

### CENTRAL DIVISION

	W	L	T	Pct.
Minnesota	9	5	0	.643
* Chicago	9	5	0	.643
Detroit	6	8	0	.429
Green Bay	4	10	0	.286
Tampa Bay	2	12	0	.143

### WESTERN DIVISION

	W	L	T	Pct.
Los Angeles	10	4	0	.714
Atlanta	7	7	0	.500
San Francisco	5	9	0	.357
New Orleans	3	11	0	.214

\* Wild Card for Playoffs



## USUAL LINEUP

### Offense

WR	00	Ken Burrough
LT	73	Greg Sampson
	72	Kevin Hunt
LG	70	Conway Hayman
C	55	Carl Mauck
RG	60	Ed Fisher
RT	75	Elbert Drungo
TE	82	Mack Alston
WR	84	Billy Johnson
QB	7	Dan Pastorini (12)
	21	John Hadl (4)
RB	47	Ronnie Coleman
FB	44	Fred Willis

### Defense

LE	85	Tody Smith
	68	Al Burton
LT	78	Curley Culp
RT	65	Elvin Bethea
RE	59	Ted Washington
LLB	57	Steve Kiner
MLB	54	Gregg Bingham
RLB	52	Robert Brazile
LCB	19	Willie Alexander
RCB	22	Zeke Moore
SS	37	Mike Reinfeldt
FS	38	C.L. Whittington
K	2	Skip Butler
P	7	Dan Pastorini

### OILERS LEADERS

<i>Rushing</i>	Ronnie Coleman 171-684, 2 TD
<i>Receiving</i>	Ken Burrough 51-932, 7 TD
<i>Passing</i>	Dan Pastorini 309-167, 1785 yds. 10 INT, 10 TD
<i>Scoring</i>	Skip Butler 72, 24 PAT, 16 FG
<i>Punt Ret.</i>	Billy Johnson 39-397, 0 TD
<i>Kick Ret.</i>	Billy Johnson 26-579, 0 TD
<i>Punting</i>	Dan Pastorini 70-2571, 36.7 avg.
<i>Ints.</i>	C. L. Whittington 5-103, 0 TD
<i>Tackles</i>	Gregg Bingham 191 (100 solo)
<i>QB Sacks</i>	Elvin Bethea 14.5

## AMERICAN FOOTBALL CONFERENCE

### EASTERN DIVISION

	W	L	T	PCT.
Baltimore	11	3	0	.786
* New England	11	3	0	.786
Miami	6	8	0	.429
N.Y. Jets	3	11	0	.214
Buffalo	2	12	0	.143

### CENTRAL DIVISION

	W	L	T	Pct.
Pittsburgh	10	4	0	.714
Cincinnati	10	4	0	.714
Cleveland	9	5	0	.643
Houston	5	9	0	.357

### WESTERN DIVISION

	W	L	T	Pct.
Oakland	13	1	0	.929
Denver	9	5	0	.643
San Diego	6	8	0	.429
Kansas City	5	9	0	.357
Tampa Bay	0	14	0	.000

\* Wild Card for Playoffs

## Won 5, Lost 9 Fourth—Central Division Head Coach: O.A. "Bum" Phillips

### Preseason (0-6)

8/2	at Kansas City	.....	3	9*
8/7	NEW ORLEANS	.....	10	13
8/14	N.Y. GIANTS	.....	14	30
8/21	N.Y. JETS	.....	24	27
8/28	MIAMI	.....	6	10
9/4	at Dallas	.....	20	26*

### Regular Season (5-9)

9/12	TAMPA BAY	W	20-0	43,911
9/19	at Buffalo	W	13-3	63,667
9/26	OAKLAND	L	13-14	45,426
10/3	at New Orleans	W	31-26	56,561
10/10	DENVER	W	17-3	51,041
10/17	at San Diego	L	27-30	33,327
10/24	CINCINNATI	L	7-27	50,968
11/1	at Baltimore	L	14-38	60,020
11/7	CLEVELAND	L	7-21	47,073
11/14	at Cincinnati	L	27-31	59,574
11/21	at Pittsburgh	L	16-32	47,947
11/28	ATLANTA	W	20-14	41,039
12/5	at Cleveland	L	10-13	60,226
12/11	PITTSBURGH	L	0-21	52,437

\* overtime

## TEAM STATISTICS

	Hou.	Avg.	Opp.	Avg.
<b>Total Yds.</b>	3570	255.0	3987	284.8
<b>Rush Yds.</b>	1498	107.0	2072	148.0
<b>Pass Yds.</b>	2072	148.0	1915	136.8
<b>Points</b>	222	15.8	273	19.5

## HONORS

### Pro Bowl

Robert Brazile, Curley Culp

## NATIONAL FOOTBALL CONFERENCE

### EASTERN DIVISION

	W	L	T	Pct.
Dallas	11	3	0	.786
* Washington	10	4	0	.714
St. Louis	10	4	0	.714
Philadelphia	4	10	0	.286
N.Y. Giants	3	11	0	.214

### CENTRAL DIVISION

	W	L	T	Pct.
Minnesota	11	2	1	.821
Chicago	7	7	0	.500
Detroit	6	8	0	.429
Green Bay	5	9	0	.357

### WESTERN DIVISION

	W	L	T	Pct.
Los Angeles	10	3	1	.750
San Francisco	8	6	0	.571
Atlanta	4	10	0	.286
New Orleans	4	10	0	.286
Seattle	2	12	0	.143

\* Wild Card for Playoffs

**Head Coach:** O.A. "Bum" Phillips

**Postseason:** 0-0

**Standings:** 4th AFC Central

DATE	OPPONENT	SCORE	W/L	ATT
Sep. 12	TAMPA BAY	20-0	W	42,228
Sep. 19	at Buffalo	13-3	W	61,364
Sep. 26	OAKLAND	13-14	L	42,338
Oct. 3	at New Orleans	31-26	W	51,973
Oct. 10	DENVER	17-3	W	47,928
Oct. 17	at San Diego	27-30	L	31,565
Oct. 24	CINCINNATI	7-27	L	45,499
Nov. 1	at Baltimore	14-38	L	60,020
Nov. 7	CLEVELAND	7-21	L	39,828
Nov. 14	at Cincinnati	27-31	L	53,243
Nov. 21	at Pittsburgh	16-32	L	47,947
Nov.28	ATLANTA	20-14	W	25,838
Dec. 5	at Cleveland	10-13	L	56,025
Dec.11	PITTSBURGH	0-21	L	44,743

TOTAL FIRST DOWNS		OILERS	OPP
Rushing		199	226
Passing		71	117
Penalty		110	90
3rd Down: Made/Att	65/210	77/220	
3rd Down Pct.		31.0	35.0
4th Down: Made/Att	--	2/2	
4th Down Pct.		--	100.0
POSSESSION AVG.		25.43	30.00
TOTAL NET YARDS		3570	3987
Avg. Per Game		255.0	284.8
Total Plays		878	935
Avg. Per Play		4.1	4.3
NET YARDS RUSHING		1498	2072
Avg. Per Game		107.0	148.0
Total Rushes		416	540
NET YARDS PASSING		2072	1915
Avg. Per Game		148.0	136.8
Sacked/Yards Lost		39/357	50/344
Gross Yards		2429	2259
Att./Comp.		423/227	345/173
Completion Pct.		53.7	50.1
Had Intercepted		19	11
PUNTS/AVERAGE		100/35.3	96/38.7
NET PUNTING AVG.		100/27.9	96/31.8
PENALTIES/YARDS		99/776	107/963
FUMBLES/BALL LOST		25/14	33/17
TOUCHDOWNS		25	31
Rushing		6	13
Passing		17	17
Returns		2	1

BY PERIODS	1	2	3	4	OT	PTS
Oilers	22	57	54	89	0	222
Opponents	35	79	64	95	0	273

SCORING	TD	R	PA	RT	PAT	FG	S	TP
Butler	0	0	0	0	24/24	16/27	0	72
Burrough	7	0	7	0	0	0	0	42
Coleman	6	2	3	1	0	0	0	36
B. Johnson	4	0	4	0	0	0	0	24
Willis	3	2	1	0	0	0	0	18
Alston	1	0	1	0	0	0	0	6
Dawkins	1	1	0	0	0	0	0	6
Hardeman	1	1	0	0	0	0	0	6
Sawyer	1	0	1	0	0	0	0	6
Whittington	1	0	0	1	0	0	0	6
Oilers	25	6	17	2	24/24	16/27	0	222
Opponents	31	13	17	1	29/31	18/29	0	273

RUSHING	NO	YDS	AVG	LG	TD
Coleman	171	684	4.0	39	2
Willis	148	542	3.7	44	2
Hardeman	32	114	3.6	21	1
Dawkins	31	61	2.0	7	1
Pastorini	11	45	4.1	11	0
Burrough	3	22	7.3	12	0
Hadl	7	11	1.6	8	0
Taylor	5	11	2.2	8	0
Hoopes LG	2	10	5.0	10	0
B. Johnson	6	6	1.0	10	0

PASSING	ATT	CMP	PCT	YARDS	YDS/ATT	TD	INT	LG	SK/YDS	RATING
Pastorini	309	167	54.0	1795	5.81	10	10	67t	24/234	68.6
Hadl	113	60	53.1	634	5.61	7	8	69t	15/123	60.9
Coleman	1	0	0.0	0	0.00	0	1	0	0/0	0.0
Oilers	423	227	53.7	2429	5.74	17	19	69t	39/357	65.4
Opponents	345	173	50.1	2259	6.55	17	11	81t	50/344	74.3

	1	2	20	2	0
Baker TM	1	0	0	0	0
Butler	1	0	0	4	6
Oilers	416	1498	3.6	44	6
Opponents	540	2072	3.8	69t	13

RECEIVING	NO	YDS	AVG	LG	TD
Burrough	51	932	18.3	69t	7
B. Johnson	47	495	10.5	40t	4
Coleman	40	247	6.2	19	3
Willis	32	255	8.0	42	1
Alston	19	174	9.2	29	1
Sawyer	18	208	11.6	53	1
Hardeman	7	25	3.6	11	0
Thomas	4	15	3.8	14	0
Baker	3	32	10.7	14	0
Dawkins	3	21	7.0	14	0
Taylor	2	15	7.5	8	0
Stemrick	1	10	40.0	10	0
Oilers	227	2429	10.7	69t	17
Opponents	173	2259	13.1	81t	17

INTERCEPTIONS	NO	YDS	AVG	LG	TD
Whittington	5	103	20.6	50	0
Bingham	2	18	9.0	15	0
Moore	1	28	28.0	28	0
Reinfeidt	1	19	19.0	19	0
Brazile	1	8	8.0	8	0
Stemrick	1	0	0.0	0	0
Oilers	11	176	16.0	50	0
Opponents	19	197	10.4	39	0

PUNTING	NO	YDS	AVG	NET	TB	IN	LG	B
Pastorini	70	2571	36.7	28.3	4	12	74	0
Hoopes LG	49	1849	37.7	25.6	7	8	57	2
Hoopes TM	7	221	31.6	27.9	0	0	38	1
Butler	11	370	33.6	25.6	0	0	39	0
Clark	10	335	33.5	27.3	0	0	47	0
Sawyer	1	32	32.0	35.0	0	1	32	0
Oilers	100	3529	35.3	27.9	4	13	74	1
Opponents	96	3717	38.7	31.8	8	13	78	1

PUNT RETURNS	NO	FC	YDS	AVG	LG	TD
B. Johnson	38	9	403	10.6	46	0
Coleman	7	2	91	13.0	69t	1
Whittington	3	0	10	3.3	7	0
Moore	0	1	0	0.0	0	0
Oilers	48	12	504	10.5	69t	1
Opponents	60	13	659	11.0	67	0

KICKOFF RETURNS	NO	YDS	AVG	LG	TD
B. Johnson	26	579	22.3	53	0
Taylor	15	302	20.1	32	0
A. Johnson	8	150	18.8	25	0
Hardeman	7	171	24.4	40	0
Baker TM	1	15	15.0	15	0
Beirne	1	12	12.0	12	0
Oilers	58	1229	21.2	53	0
Opponents	53	1125	21.2	41	0

FIELD GOALS 1-19 20-29 30-39 40-49 50+					
Butler	1/1	4/4	7/10	3/8	1/4
Oilers	1/1	4/4	7/10	3/8	1/4
Opponents	1/1	7/8	6/9	3/9	1/2

**Butler:** (33G,45N,44G) (54G,44B,28G) (22G,40G,46N,55N) (31G) (44N,18G,36N) (31G,50N,36G) (1) (44N) (36N) (39G,29G) (43G) (22G,32N,32G) (31G) (55N)  
**Opponents:** (39N) (50N,27G,27N) (42N) (20G,26G,43G,26G) (31G,49N) (30G) (34G,46N,28G) (45N,25G) (30G,40G) (50G) (37G,36N,35G,18G) (47N) (29G,46G,41N) (39N)

SACKS
Oilers 50.0, Opponents 39.0

**TACKLES (Solo, Assists, Total)**  
 records not available

USUAL STARTING LINEUP
<b>OFFENSE</b>
WR Ken Burrough (70)
LT Greg Sampson (73)
Kevin Hunt (72)
LG Conway Hayman (70)
C Carl Mauck (55)
RG Ed Fisher (60)
RT Elbert Drungo (75)
TE Mack Alston (82)
WR Billy Johnson (84)
QB Dan Pastorini (7)
John Hadl (21)
RB Ronnie Coleman (47)
FB Fred Willis (44)
<b>DEFENSE</b>
LE Tody Smith (85)
Al Burton (68)
NT Curley Culp (78)
RE Elvin Bethea (65)
OLB Ted Washington (59)
ILB Steve Kiner (57)
ILB Greg Bingham (54)
OLB Robert Brazile (52)
LCB Willie Alexander (19)
RCB Mike Moore (22)
SS Mike Reinfeidt (37)
FS C.L. Whittington (38)

SPECIALISTS
K Skip Butler (2)
P Dan Pastorini (7)

**Pro Bowl**  
 All-Pro



Ken Burrough



C.L. Whittington

Front Office  
 Coaching Staff  
 Players  
 Rookies  
 2007 Season  
 Records  
 History  
 Playoff History  
 Sidelines

**GM/Head Coach:** Bum Phillips  
**Asst. Coaches:** King Hill (off. coord./QB), Ed Biles (def. coord.), Andy Bourgeois (off. backs), Ken McCullough (OL), Richie Petitbon (DB), Wade Phillips (LB), Fran Polstoft (WR), George Rice (DL), Walt Schlinkman (ST)

## USUAL LINEUP

### Offense

WR	00	Ken Burrough
LT	73	Greg Sampson
LG	64	Ron Saul
C	55	Carl Mauck
RG	60	Ed Fisher
RT	75	Elbert Drungo
TE	82	Mack Alston
WR	84	Billy Johnson
QB	7	Dan Pastorini
RB	47	Ronnie Coleman
FB	30	Don Hardeman

### Defense

LE	85	Tody Smith
LT	78	Curley Culp
RT	65	Elvin Bethea
RE	59	Ted Washington
LLB	57	Steve Kiner
MLB	54	Gregg Bingham
RLB	52	Robert Brazile
LCB	19	Willie Alexander
RCB	22	Zeke Moore
SS	29	Willie Germany
FS	48	Bob Atkins
	38	C.L. Whittington

K	2	Skip Butler
P	7	Dan Pastorini

### OILERS LEADERS

<i>Rushing</i>	Ronnie Coleman 175-790, 5 TD
<i>Receiving</i>	Ken Burrough 53-1063, 8 TD
<i>Passing</i>	Dan Pastorini 342-163, 2053 yds. 16 INT, 14 TD
<i>Scoring</i>	Skip Butler 85, 31 PAT, 18 FG
<i>Punt Ret.</i>	Billy Johnson 40-612, 3 TD
<i>Kick Ret.</i>	Billy Johnson 33-798, 1 TD
<i>Punting</i>	Dan Pastorini 62-2447, 39.5 avg
<i>Ints.</i>	Zeke Moore 5-137, 0 TD
<i>Tackles</i>	Gregg Bingham 185 (110 solo)
<i>QB Sacks</i>	Curley Culp 11.5

## AMERICAN FOOTBALL CONFERENCE

### EASTERN DIVISION

	W	L	T	Pct.
Baltimore	10	4	0	.714
Miami	10	4	0	.714
Buffalo	8	6	0	.571
New England	3	11	0	.214
N.Y. Jets	3	11	0	.214

### CENTRAL DIVISION

	W	L	T	Pct.
Pittsburgh	12	2	0	.857
* Cincinnati	11	3	0	.786
Houston	10	4	0	.714
Cleveland	3	11	0	.214

### WESTERN DIVISION

	W	L	T	Pct.
Oakland	11	3	0	.786
Denver	6	8	0	.429
Kansas City	5	9	0	.357
San Diego	2	12	0	.143

\* Wild Card for Playoffs

## Won 10, Lost 4 Third—Central Division Head Coach: O.A. "Bum" Phillips

### Preseason (3-3)

8/9	at New Orleans	.....	13	7
8/16	WASHINGTON	.....	24	13
8/23	at Denver	.....	21	27
8/30	DALLAS	.....	14	17
9/8	BALTIMORE	.....	21	26
9/13	at Chicago	.....	24	13

### Regular Season (10-4)

9/21	at New England	W	7-0	54,212
9/28	SAN DIEGO	W	33-17	37,602
10/5	CINCINNATI	L	19-21	45,321
10/12	at Cleveland	W	40-10	49,984
10/19	WASHINGTON	W	13-10	51,911
10/26	DETROIT	W	24-8	50,084
11/2	at Kansas City	W	17-13	65,449
11/9	at Pittsburgh	L	17-24	49,460
11/16	MIAMI	W	20-19	51,755
11/24	PITTSBURGH	L	9-32	51,851
11/30	at Cincinnati	L	19-23	59,574
12/7	at San Francisco	W	27-13	49,618
12/14	at Oakland	W	27-26	54,020
12/21	CLEVELAND	W	21-10	47,934

## TEAM STATISTICS

	Hou.	Avg.	Opp.	Avg.
<b>Total Yds.</b>	3937	281.2	4137	295.5
<b>Rush Yds.</b>	2068	147.7	1680	120.0
<b>Pass Yds.</b>	1869	133.5	2457	175.5
<b>Points</b>	293	20.9	226	16.1

## HONORS

### Pro Bowl

Elvin Bethea, Ken Burrough, Curley Culp,  
Billy Johnson, Dan Pastorini

### All-Pro

Curley Culp  
Rookie of Year  
Robert Brazile

## NATIONAL FOOTBALL CONFERENCE

### EASTERN DIVISION

	W	L	T	Pct.
St. Louis	11	3	0	.786
* Dallas	10	4	0	.714
Washington	8	6	0	.571
N.Y. Giants	5	9	0	.357
Philadelphia	4	10	0	.286

### CENTRAL DIVISION

	W	L	T	Pct.
Minnesota	12	2	0	.857
Detroit	7	7	0	.500
Chicago	4	10	0	.286
Green Bay	4	10	0	.286

### WESTERN DIVISION

	W	L	T	Pct.
Los Angeles	12	2	0	.857
San Francisco	5	9	0	.357
Atlanta	4	10	0	.286
New Orleans	2	12	0	.143

\* Wild Card for Playoffs

Head Coach: O.A. "Bum" Phillips

Postseason: 0-0

Standings: 3rd AFC Central

DATE	OPPONENT	SCORE	WL	ATT
Sep.21	at New England	7-0	W	51,394
Sep.28	SAN DIEGO	33-17	W	33,765
Oct. 5	CINCINNATI	19-21	L	42,412
Oct.12	at Cleveland	40-10	W	46,531
Oct. 19	WASHINGTON	13-10	W	49,566
Oct.26	DETROIT	24-8	W	46,904
Nov.2	at Kansas City	17-13	W	42,989
Nov. 9	at Pittsburgh	17-24	L	49,460
Nov.16	MIAMI	20-19	W	48,892
Nov.24	PITTSBURGH	9-32	L	49,947
Nov.30	at Cincinnati	19-23	L	46,128
Dec. 7	at San Francisco	27-13	W	44,015
Dec.14	at Oakland	27-26	W	50,719
Dec. 21	Cleveland	21-10	W	43,770

	OILERS	OPP
TOTAL FIRST DOWNS	234	264
Rushing	121	104
Passing	90	137
Penalty	23	23
3rd Down: Made/Att	72/203	78/205
3rd Down Pct.	35.5	38.0
4th Down: Made/Att	--	--
4th Down Pct.	--	--
POSSESSION AVG.	34:17	21:26
TOTAL NET YARDS	3937	4137
Avg. Per Game	281.2	295.5
Total Plays	900	952
Avg. Per Play	4.4	4.3
NET YARDS RUSHING	2068	1680
Avg. Per Game	147.7	120.0
Total Rushes	526	498
NET YARDS PASSING	1869	2457
Avg. Per Game	133.5	175.5
Sacked/Yards Lost	27/230	45/343
Gross Yards	2099	2800
Att./Comp.	347/165	409/235
Completion Pct.	47.6	57.5
Had Intercepted	17	24
PUNTS/AVERAGE	74/39.3	73/41.0
NET PUNTING AVG.	74/32.3	73/30.5
PENALTIES/YARDS	100/849	90/871
FUMBLES/BALL LOST	28/17	38/19
TOUCHDOWNS	34	27
Rushing	14	13
Passing	14	14
Returns	6	0

BY PERIODS	1	2	3	4	OT PTS	
Oilers	49	84	81	79	0	293
Opponents	37	100	25	64	0	226

SCORING	TDRU	PA	PAT	FG	S	TP		
Butler	0	0	0	0	31/34	18/30	0	85
Burrough	8	0	8	0	0	0	0	48
Coleman	5	5	0	0	0	0	0	30
Hardeman	5	5	0	0	0	0	0	30
Johnson	5	0	1	4	0	0	0	30
Alston	4	0	4	0	0	0	0	24
Willis	2	2	0	0	0	0	0	12
Rodgers	1	1	0	0	1	8	1	8
Culp	1	0	1	0	0	0	0	6
Germany	1	0	1	0	0	0	0	6
Pastorini	1	1	0	0	0	0	0	6
Sawyer	1	0	1	0	0	0	0	6
Bethea	0	0	0	0	31/34	18/30	1	2
Oilers	34	14	14	6	31/34	18/30	2	293
Opponents	27	13	14	0	21/27	13/23	2	226

RUSHING	NO	YDS	AVG	LG	TD
Coleman	175	790	4.5	46	5
Hardeman	166	648	3.9	39	5
Willis	118	420	3.6	23	2
Pastorini	23	97	4.2	19	1
Rodgers	18	55	3.1	8	1
Holmes	19	42	2.2	11	0
Johnson	5	17	3.4	19	0

PASSING	ATT	CMP	PCT	YARDS	YDS/ATT	TD	INT	LG	SK/YDS	RATING
Pastorini	342	163	47.7	2053	6.00	14	16	77	24/210	61.0
Dickey	4	2	50.0	46	11.50	0	1	28	3/20	52.1
Coleman	1	0	0.0	0	0.00	0	0	0	0/0	39.6
Oilers	347	165	47.6	2099	6.05	14	17	77	27/230	59.9
Opponents	409	235	57.5	2800	6.85	14	24	64	45/343	65.4

Dickey	1	3	3.0	3	0
Edwards	1	-4	-4.0	-4	0
Oilers	526	2068	3.9	46	14
Opponents	498	1680	3.4	36	13

RECEIVING	NO	YDS	AVG	LG	TD
Burrough	53	1063	20.1	77	8
Johnson	37	393	10.6	30	1
Willis	20	104	5.2	20	0
Alston	18	165	9.2	26	4
Coleman	18	129	7.2	24	0
Sawyer	7	144	20.6	51	1
Hardeman	5	10	2.0	9	0
Edwards	2	22	11.0	18	0
Hawkins	1	32	32.0	32	0
Beirne	1	15	15.0	15	0
Frazier	1	9	9.0	9	0
Parks	1	8	8.0	8	0
Holmes	1	5	5.0	5	0
Oilers	165	2099	12.7	77	14
Opponents	235	2800	11.9	64	14

INTERCEPTIONS	NO	YDS	AVG	LG	TD
Moore	5	137	27.4	74	0
Atkins	4	133	33.3	70	0
Bingham	4	57	14.3	26	0
Alexander	3	41	13.7	32	0
Washington	3	30	10.0	23	0
Germany	2	15	7.5	15	0
Kiner	2	7	3.5	7	0
Whittington	1	5	5.0	5	0
Oilers	24	425	17.7	74	0
Opponents	17	186	10.9	47	0

PUNTING	NO	YDS	AVG	NET	TB	IN	LG	B
Pastorini	62	2447	39.5	33.2	7	0	68	0
Beverly TM	12	459	38.3	27.7	1	0	45	0
Oilers	74	2906	39.3	32.3	8	0	68	0
Opponents	73	2990	41.0	30.5	7	0	62	1

PUNT RETURNS	NO	FC	YDS	AVG	LG	TD
Johnson	40	1	612	15.3	83	3
Cotney	2	1	8	4.0	5	0
Coleman	1	0	0	0.0	0	0
Oilers	43	2	620	14.4	83	3
Opponents	47	6	356	7.6	52	0

KICKOFF RETURNS	NO	YDS	AVG	LG	TD
Johnson	33	798	24.2	81	1
Cotney	10	189	18.9	28	0
Coleman	8	149	18.6	27	0
Rodgers	1	13	13.0	13	0
Thompson	1	-5	-5.0	-5	0
Whittington	1	0	0.0	0	0
Oilers	54	1144	21.2	81	1
Opponents	61	1355	22.2	52	0

FIELD GOALS	1-19	20-29	30-39	40-49	50+
Butler	0/0	8/9	4/8	6/12	0/1
Oilers	0/0	8/9	4/8	6/12	0/1
Opponents	0/0	2/3	8/10	3/6	0/4

Butler: (36N) (29G,24N,48N,38G) (37G) (43N,46G,33G,25G,21G,50N) (39N) (42G,37N) (43N,44G,46N) (48N,48G) (43G,25G) (44N,27G) (22G) (27G,30B,30G) (23G,47G) (I)
Opponents: (44N,46N) (53N,29G) (I) (39G) (32G,47N) (34G,37G,36B) (37G,37G) (22G,39N) (I) (30G) (33G) (42G,51N,41G,50N) (27N) (51N,42G)

**SACKS**  
Oilers 45.0, Opponents 27.0

**TACKLES (Solo, Assists, Total)**  
records not available

### USUAL STARTING LINEUP

#### OFFENSE

**WR Ken Burrough (00)**  
**LT Greg Sampson (73)**  
**LG Ron Saul (64)**  
**C Carl Mauck (55)**  
**RG Ed Fisher (60)**  
**RT Elbert Drungo (75)**  
**TE Mack Alston (82)**  
**WR Billy Johnson (84)**  
**QB Dan Pastorini (7)**  
**RB Ronnie Coleman (47)**  
**FB Don Hardeman (30)**

#### DEFENSE

**LE Tody Smith (85)**  
**NT Curley Culp (78)**  
**RE Elvin Bethea (65)**  
**OLB Ted Washington (59)**  
**ILB Steve Kiner (57)**  
**ILB Gregg Bingham (54)**  
**OLB Robert Brazile (52)**  
**LCB Willie Alexander (19)**  
**RCB Zeke Moore (22)**  
**SS Willie Germany (29)**  
**FS Bob Atkins (48)**  
**C.L.Whittington (38)**

#### SPECIALISTS

**K Skip Butler (2)**  
**P Dan Pastorini (7)**

Pro Bowl  
All-Pro



Bob Atkins



Zeke Moore

Front Office

Coaching Staff

Players

Rookies

2007 Season

Records

History

Playoff History

Sidelines

GM/Head Coach: Bum Phillips

Asst. Coaches: King Hill (off. coord./QB), Ed Biles (def. coord.), Sam Boghosian (OL), Andy Bourgeois (off. backs), Larry Peccatiello (LB), Richie Petitbon (DB), Fran Polsfort (WR), George Rice (DL), Joe Woolley (ST)



## USUAL LINEUP

### Offense

WR	00	Ken Burrough
LT	73	Greg Sampson
LG	61	Harris Jones
	64	Ron Saul
C	77	Sid Smith
	53	Fred Hoaglin
RG	68	Brian Goodman
RT	75	Elbert Drungo
TE	82	Mack Alston
WR	20	Billy Parks
QB	7	Dan Pastorini (10)
	10	Lynn Dickey (4)
RB	23	Vic Washington
	44	Fred Willis
FB	34	Willie Rodgers

### Defense

LE	85	Tody Smith
LT	78	Curley Culp
RT	65	Elvin Bethea
RE	76	Al Cowlings
	52	Duane Benson
LLB	54	Gregg Bingham
MLB	57	Steve Kiner
RLB	59	Ted Washington
LCB	19	Willie Alexander
RCB	22	Zeke Moore
SS	25	Al Johnson
FS	48	Bob Atkins
K	2	Skip Butler
P	4	David Beverly

### OILERS LEADERS

<i>Rushing</i>	Willie Rodgers 122-413, 5 TD
<i>Receiving</i>	Ken Burrough 36-492, 2 TD
<i>Passing</i>	Dan Pastorini 247-140, 1571 yds. 10 INT, 10 TD
<i>Scoring</i>	Skip Butler 56, 29 PAT, 9 FG
<i>Punt Ret.</i>	Billy Johnson 30-309, 0 TD
<i>Kick Ret.</i>	Billy Johnson 29-785, 0 TD
<i>Punting</i>	David Beverly 79-3100, 39.2 avg.
<i>Ints.</i>	Bob Atkins 6-85, 0 TD
<i>Tackles</i>	Gregg Bingham 206 (128 solo)
<i>QB Sacks</i>	Ted Washington 11

## AMERICAN FOOTBALL CONFERENCE

### EASTERN DIVISION

	W	L	T	PCT.
Miami	11	3	0	.786
* Buffalo	9	5	0	.643
New England	7	7	0	.500
N.Y. Jets	7	7	0	.500
Baltimore	2	12	0	.143

### CENTRAL DIVISION

	W	L	T	Pct.
Pittsburgh	10	3	1	.750
Cincinnati	7	7	0	.500
Houston	7	7	0	.500
Cleveland	4	10	0	.286

### WESTERN DIVISION

	W	L	T	Pct.
Oakland	12	2	0	.857
Denver	7	6	1	.536
Kansas City	5	9	0	.357
San Diego	5	9	0	.357

\* Wild Card for Playoffs

## Won 7, Lost 7 Second (Tied)—Central Division Head Coach: Sid Gillman

### Preseason (3-3)

8/3	N.Y. GIANTS	.....	16	7
8/9	at Washington	.....	48	3
8/17	at Dallas	.....	13	19
8/26	ATLANTA	.....	6	10
8/31	CHICAGO	.....	37	20
9/7	NEW ORLEANS	.....	16	24

### Regular Season (7-7)

9/15	SAN DIEGO	W	21-14	25,317
9/22	at Cleveland	L	7-20	58,988
9/29	KANSAS CITY	L	7-17	28,538
10/6	PITTSBURGH	L	7-13	30,049
10/13	at Minnesota	L	10-51	48,006
10/20	ST. LOUIS	L	27-31	26,371
10/27	at Cincinnati	W	34-21	55,434
11/3	at N.Y. Jets	W	27-22	47,218
11/10	at Buffalo	W	21-9	79,223
11/17	CINCINNATI	W	20-3	44,054
11/24	DALLAS	L	0-10	49,775
12/1	at Pittsburgh	W	13-10	41,195
12/8	at Denver	L	14-38	47,142
12/15	CLEVELAND	W	28-24	33,299

### TEAM STATISTICS

	Hou.	Avg.	Opp.	Avg.
<b>Total Yds.</b>	3338	238.4	4425	316.1
<b>Rush Yds.</b>	1361	97.2	2050	146.4
<b>Pass Yds.</b>	1977	141.2	2376	169.6
<b>Points</b>	236	16.9	282	20.1

### HONORS

*Pro Bowl*  
Elvin Bethea  
*Coach of Year*  
Sid Gillman

## NATIONAL FOOTBALL CONFERENCE

### EASTERN DIVISION

	W	L	T	Pct.
St. Louis	10	4	0	.714
* Washington	10	4	0	.714
Dallas	8	6	0	.571
Philadelphia	7	7	0	.500
* N.Y. Giants	2	12	0	.143

### CENTRAL DIVISION

	W	L	T	Pct.
Minnesota	10	4	0	.714
Detroit	7	7	0	.500
* Green Bay	6	8	0	.429
Chicago	4	10	0	.286

### WESTERN DIVISION

	W	L	T	Pct.
Los Angeles	10	4	0	.714
San Francisco	6	8	0	.429
New Orleans	5	9	0	.357
Atlanta	3	11	0	.214

\* Wild Card for Playoffs

Head Coach: Sid Gillman

Postseason: 0-0

Standings: 2nd AFC Central (tied)

DATE	OPPONENT	SCORE	W/L	ATT
Sep. 15	SAN DIEGO	21-14	W	25,317
Sep. 22	at Cleveland	7-20	L	55,242
Sep. 29	KANSAS CITY	7-17	L	26,538
Oct. 6	PITTSBURGH	7-13	L	30,049
Oct. 13	at Minnesota	10-51	L	48,006
Oct. 20	ST. LOUIS	27-31	L	26,371
Oct. 27	at Cincinnati	34-21	W	55,434
Nov. 3	at NY Jets	27-22	W	47,218
Nov. 10	at Buffalo	21-9	W	79,144
Nov. 17	CINCINNATI	20-3	W	44,054
Nov. 24	DALLAS	0-10	L	49,775
Dec. 1	at Pittsburgh	13-10	W	41,195
Dec. 8	at Denver	14-37	L	46,942
Dec. 15	CLEVELAND	28-24	W	33,299

	OILERS	OPP
TOTAL FIRST DOWNS	276	268
Rushing	76	124
Passing	103	129
Penalty	21	15
3rd Down: Made/Att	44/147	52/151
3rd Down Pct.	29.9	34.4
4th Down: Made/Att	1/1	1/2
4th Down Pct.	100.0	50.0
POSSESSION AVG.	36:26	23:34
TOTAL NET YARDS	3338	4425
Avg. Per Game	238.4	316.1
Total Plays	817	919
Avg. Per Play	4.1	4.8
NET YARDS RUSHING	1361	2050
Avg. Per Game	97.2	146.4
Total Rushes	421	474
NET YARDS PASSING	1977	2375
Avg. Per Game	141.2	169.6
Sacked/Yards Lost	33/298	40/349
Gross Yards	2275	2724
Att./Comp.	363/203	405/231
Completion Pct.	55.9	57.0
Had Intercepted	19	21
PUNTS/AVERAGE	79/39.2	70/39.1
NET PUNTING AVG.	79/32.4	70/30.0
PENALTIES/YARDS	90/749	94/872
FUMBLES/BALL LOST	26/14	26/15
TOUCHDOWNS	30	34
Rushing	16	15
Passing	12	19
Returns	2	0

BY PERIODS	1	2	3	4	OT	PTS
Oilers	72	37	62	65	0	236
Opponents	66	81	55	80	0	282

SCORING	TD	RU	PA	RT	PAT	FG	S	TP
Butler	0	0	0	0	29/29	9/19	0	56
Amundson	5	4	1	0	0	0	0	30
Rodgers	5	5	0	0	0	0	0	30
Willis	4	3	1	0	0	0	0	24
Alston	3	0	3	0	0	0	0	18
B. Johnson	3	1	2	0	0	0	0	18
Burrough	2	0	2	0	0	0	0	12
V. Washington	2	2	0	0	0	0	0	12
Bethae	1	0	0	1	0	0	0	6
Coleman	1	1	0	0	0	0	0	6
Montgomery	1	0	1	0	0	0	0	6
Moore	1	0	0	1	0	0	0	6
Parks	1	0	1	0	0	0	0	6
Queen	1	0	1	0	0	0	0	6
Oilers	30	16	12	2	29/29	9/19	0	236
Opponents	34	15	19	0	30/34	16/23	0	282

RUSHING	NO	YDS	AVG	LG	TD
Rodgers	122	413	3.4	201	5
V. Washington	74	281	3.8	23	2
Willis	74	239	3.2	18	3
Coleman	52	193	3.7	37	1
Amundson	59	138	2.3	11	4
B. Johnson	5	82	16.4	471	1

PASSING	ATT	CMP	PCT	YARDS	YDS/ATT	TD	INT	LG	SK/YDS	RATING
Pastorini	247	140	56.7	1571	6.36	10	10	65	23/225	72.4
Dickey	113	63	55.8	704	6.23	2	8	59	10/73	50.9
Coleman	2	0	0.0	0	0	0	0	0	0/0	39.6
Amundson	1	0	0.0	0	0	0	1	0	0/0	0.0
Oilers	363	203	55.9	2275	6.27	12	19	65	33/298	64.0
Opponents	405	231	57.0	2724	6.73	19	21	80t	40/349	71.7

Dickey	3	7	2.3	7	0
Queen	2	7	3.5	4	0
Gresham	3	6	2.0	3	0
Beverly	1	4	4.0	4	0
Burrough	1	0	0.0	0	0
Alston	1	-3	-3.0	-3	0
Pastorini	24	-6	-3	7	0
Oilers	421	1361	3.2	47t	16
Opponents	474	2050	4.3	53	15

RECEIVING	NO	YDS	AVG	LG	TD
Burrough	36	492	13.7	51	2
B. Johnson	29	388	13.4	44	2
Willis	25	130	5.2	21	1
Rodgers	24	153	6.4	24	0
Parks	20	330	16.5	59	1
Amundson	18	152	8.4	29	1
Alston	17	249	14.6	33	3
V. Washington	13	92	7.1	15	0
Montgomery	9	179	19.9	65	1
Coleman	4	9	2.3	7	0
Broadnax	3	69	23.0	42	0
Gresham	3	19	6.3	9	0
Wells	1	9	9.0	9	0
Queen	1	4	4.0	4t	1
Oilers	203	2275	11.2	65	12
Opponents	231	2724	11.8	80t	19

INTERCEPTIONS	NO	YDS	AVG	LG	TD
Atkins	6	85	14.2	36	0
Bingham	4	36	9.0	18	0
Alexander	2	56	28.0	29	0
Moore	2	38	19.0	22t	1
Maxwell	2	30	15.0	15	0
Benson	2	0	0.0	5	0
Kiner	1	34	34.0	34	0
T. Smith	1	34	34.0	34	0
Severson	1	0	0.0	0	0
Oilers	21	313	14.9	36	1
Opponents	19	238	12.5	33	0

PUNTING	NO	YDS	AVG	NET	TB	IN	LG	B
Beverly	79	3100	39.2	32.4	2	0	69	0
Oilers	79	3100	39.2	32.4	2	0	69	0
Opponents	70	2738	39.1	30.0	7	0	64	1

PUNT RETURNS	NO	FC	YDS	AVG	LG	TD
B. Johnson	30	3	409	13.6	49	0
Severson	11	2	86	7.8	24	0
Oilers	41	5	495	12.1	49	0
Opponents	56	10	500	8.9	42	0

KICKOFF RETURNS	NO	YDS	AVG	LG	TD
B. Johnson	29	785	27.1	67	0
Gresham	9	180	20.0	40	0
V. Washington	7	177	25.3	40	0
Severson	6	108	18.0	28	0
Coleman	3	91	30.3	39	0
Whittington	3	37	12.3	19	0
Amundson	2	17	8.5	13	0
A. Johnson	1	14	14.0	14	0
Jones	1	0	0.0	0	0
Saul	1	10	10.0	10	0
Oilers	62	1419	22.9	67	0
Opponents	51	1111	21.8	61	0

FIELD GOALS	1-19	20-29	30-39	40-49	50+
Butler	0/0	4/7	2/4	3/7	0/1
Oilers	0/0	4/7	2/4	3/7	0/1
Opponents	0/0	7/7	5/7	4/9	0/0

**Butler:** (47N,37N,28N) ( ) (26B) (26N) (29G,43N) (28G,24G) (21G,34G) (46N,45G,46N,46G) ( ) ( ) (39N) (42G,34G) (50N) ( )  
**Opponents:** (48N,38N,40N) (27G,41G) (35G) (37G,27G) (42G,32N) (25G) ( ) (35G)

(32G,28G,48N,22G) (28G,46N) (25G) (44G) (43G,45N) (37G)

### SACKS

Oilers 40.0, Opponents 33.0

### TACKLES (Solo, Assists, Total)

records not available

### USUAL STARTING LINEUP

#### OFFENSE

WR	Ken Burrough (00)
LT	Greg Sampson (73)
LG	Harris Jones (61)
	Ron Saul (64)
C	Sid Smith (77)
	Fred Hoaglin (53)
RG	Brian Goodman (68)
	Lynn Drungo (75)
TE	Mark Alston (82)
WR	Willie Parks (20)
QB	Dan Pastorini (7)
	Lynn Dickey (10)
RB	Vic Washington (23)
	Fred Willis (44)
FB	Willie Rodgers (34)


#### DEFENSE

LE	Tody Smith (85)
LT	Curley Culp (78)
RT	Elvin Bethae (65)
RE	Al Cowling (75)
	Duane Benson (52)
LLB	Gregg Bingham (54)
MLB	Steve Kiner (57)
RLB	Ted Washington (59)
LCB	Willie Alexander (19)
RCB	Zeke Moore (22)
SS	Al Johnson (25)
FS	Bob Atkins (48)

#### SPECIALISTS

K	Skip Butler (2)
P	David Beverly (4)

Pro Bowl  
All-Pro



Bob Atkins



Gregg Bingham

Front Office

Coaching Staff

Players

Rookies

2007 Season

Records

History

Playoff History

Sidelines

GM/Head Coach: Sid Gillman

Asst. Coaches: Bum Phillips (def. coord./DL), Ed Biles (def. asst.), Sam Boghosian (ST), Andy Bourgeois (off. backs), Lew Carpenter (WR), King Hill (QB), Joe Madro (OL), Jerry Meins (strength), Larry Peccatiello (LB), Richie Petitbon (DB), Joe Woolley (off. asst.)

## USUAL LINEUP

### Offense

WR	00	Ken Burrough
LT	66	Tom Funchess
LG	69	Solomon Freelon
C	57	Sam Grunseisen
RG	60	Al Jenkins
RT	75	Elbert Drungo
	63	Levert Carr
TE	82	Mack Alston
WR	20	Billy Parks
QB	7	Dan Pastorini (10)
	10	Lynn Dickey (4)
RB	36	Bob Gresham
FB	44	Fred Willis

### Defense

LE	70	Tody Smith
LT	76	Al Cowlings
RT	78	John Matuszak
RE	65	Elvin Bethea
LLB	85	Floyd Rice
	55	Ralph Cindrich
MLB	54	Gregg Bingham
RLB	56	Guy Roberts
LCB	22	Zeke Moore
RCB	19	Willie Alexander
SS	37	Jeff Severson
FS	48	Bob Atkins
	27	Joe Blahak
K	2	Skip Butler
P	2	Skip Butler
	7	Dan Pastorini

### OILERS LEADERS

<i>Rushing</i>	Fred Willis 171-579, 4 TD
<i>Receiving</i>	Fred Willis 57-371, 1 TD
<i>Passing</i>	Dan Pastorini 290-154, 1482 yds. 17 INT, 5 TD
<i>Scoring</i>	Skip Butler 66, 15 PAT, 21 FG
<i>Punt Ret.</i>	Jeff Severson 16-126, 0 TD
<i>Kick Ret.</i>	Bob Gresham 27-723, 1 TD
<i>Punting</i>	Skip Butler 36-1344, 37.3 avg.
<i>Ints.</i>	G. Roberts 4-55, 0TD; Severson 4-24, 0TD
<i>QB Sacks</i>	Elvin Bethea 17

## AMERICAN FOOTBALL CONFERENCE

### EASTERN DIVISION

	W	L	T	PCT.
Miami	12	2	0	.857
Buffalo	9	5	0	.643
New England	5	9	0	.357
Baltimore	4	10	0	.286
N.Y. Jets	4	10	0	.286

### CENTRAL DIVISION

	W	L	T	Pct.
Cincinnati	10	4	0	.714
* Pittsburgh	10	4	0	.714
Cleveland	7	5	2	.571
Houston	1	13	0	.071

### WESTERN DIVISION

	W	L	T	Pct.
Oakland	9	4	1	.679
Denver	7	5	2	.571
Kansas City	7	5	2	.571
San Diego	2	11	1	.179

\* Wild Card for Playoffs

Won 1, Lost 13  
Fourth—Central Division  
Head Coach: Bill Peterson (5 Games)  
Sid Gillman (9 Games)

### Preseason (2-4)

8/3	N.Y. JETS	.....	13	16
8/11	CHICAGO	.....	7	34
8/18	at Green Bay	.....	14	33
8/23	DALLAS	.....	27	24
9/1	BALTIMORE	.....	20	9
9/9	at New Orleans	.....	10	16

### Regular Season (1-13)

9/16	at N.Y. Giants	L	14-34	57,979
9/23	at Cincinnati	L	10-24	51,823
9/30	PITTSBURGH	L	7-36	39,331
10/7	L.A. RAMS	L	26-31	34,874
10/14	DENVER	L	20-48	32,801
10/21	at Cleveland	L	13-42	61,146
10/28	at Chicago	L	14-35	43,755
11/4	at Baltimore	W	31-27	52,707
11/11	CLEVELAND	L	13-23	37,280
11/18	at Kansas City	L	14-39	68,444
11/25	NEW ENGLAND	L	0-32	27,344
12/2	OAKLAND	L	6-17	25,801
12/9	at Pittsburgh	L	7-33	38,004
12/16	CINCINNATI	L	24-27	21,955

## TEAM STATISTICS

	Hou.	Avg.	Opp.	Avg.
Total Yds.	3307	236.2	4647	331.9
Rush Yds.	1388	99.1	2410	172.1
Pass Yds.	1919	137.1	2237	159.8
Points	199	14.2	447	31.9

## HONORS

*Pro Bowl*  
Elvin Bethea  
*All-Rookie*  
Gregg Bingham,  
John Matuszak

## NATIONAL FOOTBALL CONFERENCE

### EASTERN DIVISION

	W	L	T	Pct.
Dallas	10	4	0	.714
* Washington	10	4	0	.714
Philadelphia	5	8	1	.393
St. Louis	4	9	1	.321
* N.Y. Giants	2	11	1	.179

### CENTRAL DIVISION

	W	L	T	Pct.
Minnesota	12	2	0	.857
Detroit	6	7	1	.464
Green Bay	5	7	2	.429
Chicago	3	11	0	.214

### WESTERN DIVISION

	W	L	T	Pct.
Los Angeles	12	2	0	.857
Atlanta	9	5	0	.643
New Orleans	5	9	0	.357
San Francisco	5	9	0	.357

\* Wild Card for Playoffs

**Head Coach:** Bill Peterman (5 games) **Postseason:** 0-0  
Sid Gillman (9 games)

**Standings:** 4th AFC Central

DATE	OPPONENT	SCORE	W/L	ATT
Sep. 16	at NY Giants	14-34	L	57,979
Sep. 23	at Cincinnati	10-24	L	51,823
Sep. 30	PITTSBURGH	7-36	L	39,331
Oct. 7	LA RAMS	26-31	L	34,875
Oct. 14	DENVER	20-48	L	32,801
Oct. 21	at Cleveland	13-42	L	61,146
Oct. 28	at Chicago	14-35	L	43,755
Nov. 4	at Baltimore	31-27	W	52,707
Nov. 11	CLEVELAND	13-23	L	37,230
Nov. 18	at Kansas City	14-38	L	68,444
Nov. 25	NEW ENGLAND	0-32	L	27,344
Dec. 2	OAKLAND	6-17	L	25,801
Dec. 9	at Pittsburgh	7-33	L	38,004
Dec. 16	CINCINNATI	24-27	L	21,955

Dickey	6	9	1.5	6	0
Jolley	7	6	0.9	3	0
Hinton	1	-2	-2.0	-2	0
A. Johnson	1	-3	-3.0	-3	0
Oilers	<b>386</b>	<b>1388</b>	<b>3.6</b>	<b>52</b>	<b>9</b>
Opponents	<b>576</b>	<b>2410</b>	<b>4.2</b>	<b>53†</b>	<b>19</b>

RECEIVING	NO	YDS	AVG	LG	TD
Willis	57	371	6.5	50	1
B. Parks	43	581	13.5	66†	1
Burrough	43	577	13.4	49†	2
Gresham	28	244	8.7	62†	1
Alston	19	195	10.3	39†	4
Hinton	13	202	15.5	34†	1
Amundson	7	60	8.6	18	0
Robinson	7	46	6.6	19	0
Jolley	3	56	18.7	48	0
D. Parks	3	31	10.3	12	1
Thomas	1	4	4.0	4	0
McNeil	1	3	3.0	3	0
Oilers	<b>225</b>	<b>2370</b>	<b>10.5</b>	<b>66†</b>	<b>11</b>
Opponents	<b>178</b>	<b>2466</b>	<b>13.9</b>	<b>77†</b>	<b>26</b>

INTERCEPTIONS	NO	YDS	AVG	LG	TD
Roberts	4	55	13.8	27	0
Severson	4	24	6.0	19	0
Alexander	3	3	1.0	3	0
Blahak	2	120	60.0	87	0
Charles	2	74	37.0	39	0
Bingham	2	22	11.0	18	0
Oilers	<b>17</b>	<b>298</b>	<b>17.5</b>	<b>87</b>	<b>0</b>
Opponents	<b>27</b>	<b>357</b>	<b>13.2</b>	<b>86†</b>	<b>4</b>

PUNTING	NO	YDS	AVG	NET	TB	IN	LG	B
Butler	36	1344	37.3	34.3	1	0	55	0
Pastorini	27	1087	40.3	34.4	1	0	59	0
Green	22	868	39.5	32.5	2	0	61	0
Oilers	<b>85</b>	<b>3299</b>	<b>38.8</b>	<b>33.8</b>	<b>4</b>	<b>0</b>	<b>61</b>	<b>0</b>
Opponents	<b>62</b>	<b>2457</b>	<b>39.6</b>	<b>33.4</b>	<b>8</b>	<b>0</b>	<b>72</b>	<b>2</b>

PUNT RETURNS	NO	FC	YDS	AVG	LG	TD
Severson	16	2	126	7.9	74	0
Haymond	14	6	101	7.2	44	0
Oilers	<b>30</b>	<b>8</b>	<b>227</b>	<b>7.6</b>	<b>74</b>	<b>0</b>
Opponents	<b>44</b>	<b>16</b>	<b>343</b>	<b>7.8</b>	<b>46</b>	<b>0</b>

KICKOFF RETURNS	NO	YDS	AVG	LG	TD
Haymond	28	703	25.1	47	0
Gresham	27	723	26.8	103†	1
Hinton	8	141	17.6	30	0
Eaglin	3	76	25.3	39	0
Fanucci	3	40	13.3	14	0
Blahak	2	41	20.5	23	0
Jolley	2	41	20.5	21	0
Rice TM	2	17	8.5	9	0
Severson	1	17	17.0	17	0
Oilers	<b>76</b>	<b>1799</b>	<b>23.7</b>	<b>103†</b>	<b>1</b>
Opponents	<b>37</b>	<b>811</b>	<b>21.9</b>	<b>95†</b>	<b>1</b>

FIELD GOALS	1-19	20-29	30-39	40-49	50+
Butler	4/4	2/2	6/8	3/8	0/2
Oilers	<b>4/4</b>	<b>2/2</b>	<b>6/8</b>	<b>3/8</b>	<b>0/2</b>
Opponents	<b>5/5</b>	<b>6/8</b>	<b>6/11</b>	<b>8/15</b>	<b>0/3</b>

Butler: ( ) (31N, 51N, 38G) ( ) (8G, 35G, 37G, 36G) (8G, 35G, 37G, 36G) (20G, 49G) (9G, 31G) ( ) (47N, 38G) (45N, 36N, 27G, 46G) ( ) (43B) (44B, 51N, 44G, 16G) ( ) (43N, 18G)
Opponents: (40N, 48N, 44G, 11G) (39N, 51N, 27G) (37B, 20G, 47G, 26G) (26N, 17G) (32G, 12G) (38N) (42N, 37N) (50N, 38N, 22G, 36G) (47N, 41N, 30G, 22G, 45G) (38G) (26N, 51N, 48G, 36G, 46G) (9G) (44N, 45N, 49G, 31G, 20G, 42G) (11G, 40G)

TOTAL FIRST DOWNS	OILERS	OPP
Rushing	89	138
Passing	93	114
Penalty	11	22
3rd Down: Made/Att	48/162	77/175
3rd Down Pct.	29.6	44.0
4th Down: Made/Att	0/3	1/2
4th Down Pct.	0.0	50.0
POSSESSION AVG.	42:51	17:09
TOTAL NET YARDS	3307	4647
Avg. Per Game	236.2	331.9
Total Plays	840	929
Avg. Per Play	3.9	5.0
NET YARDS RUSHING	1388	2410
Avg. Per Game	99.1	172.1
Total Rushes	386	576
NET YARDS PASSING	1919	2237
Avg. Per Game	137.1	159.8
Sacked/Yards Lost	43/451	27/229
Gross Yards	2370	2466
Att./Comp.	411/225	326/178
Completion Pct.	54.7	54.6
Had Intercepted	27	17
PUNTS/AVERAGE	85/38.8	62/39.6
NET PUNTING AVG.	85/33.8	62/33.4
PENALTIES/YARDS	95/880	90/811
FUMBLES/BALL LOST	43/25	29/10
TOUCHDOWNS	22	53
Rushing	9	19
Passing	11	26
Returns	2	8

BY PERIODS	1	2	3	4	OT	PTS
Oilers	37	50	50	62	0	199
Opponents	87	138	101	121	0	447

SCORING	TDR	PA	RT	PAT	FG	S	TP		
Butler	0	0	0	0	21	21	15/24	0	66
Willis	5	4	1	0				0	30
Alston	4	0	4	0				0	24
Gresham	4	2	1	1				0	24
Burrough	3	1	2	0				0	18
Robinson	2	2	0	0				0	12
Eaglin	1	0	0	1				0	6
Hinton	1	0	1	0				0	6
D. Parks	1	0	1	0				0	6
B. Parks	1	0	1	0				0	6
Dickey	0	0	0	0				0	1
Oilers	<b>22</b>	<b>9</b>	<b>11</b>	<b>2</b>	<b>21</b>	<b>21</b>	<b>15/24</b>	<b>0</b>	<b>199</b>
Opponents	<b>53</b>	<b>19</b>	<b>26</b>	<b>8</b>	<b>52</b>	<b>53</b>	<b>25/42</b>	<b>1</b>	<b>447</b>

RUSHING	NO	YDS	AVG	LG	TD
Willis	171	579	3.4	25	4
Gresham	104	400	3.8	52	2
Robinson	34	151	4.4	22	2
Pastorini	31	102	3.3	17	0
Amundson	15	56	3.7	17	0
Thomas	10	39	3.9	10	0
Burrough	5	38	7.6	34	1
Alston	1	13	13.0	13	0

PASSING	ATT	CMP	PCT	YARDS	YDS/ATT	TD	INT	LG	SKY/YS	RATING
Pastorini	290	154	53.1	1482	5.11	5	17	50	30/313	49.0
Dickey	120	71	59.2	888	7.40	6	10	66†	13/138	64.2
Willis	1	0	0.0	0	0.0	0	0	0	0	39.6
Oilers	<b>411</b>	<b>225</b>	<b>54.7</b>	<b>2370</b>	<b>5.77</b>	<b>11</b>	<b>27</b>	<b>66†</b>	<b>43/451</b>	<b>53.3</b>
Opponents	<b>326</b>	<b>178</b>	<b>54.6</b>	<b>2466</b>	<b>7.56</b>	<b>26</b>	<b>17</b>	<b>77†</b>	<b>27/229</b>	<b>84.0</b>

SACKS
Oilers 27.0, Opponents 43.0

USUAL STARTING LINEUP
<b>OFFENSE</b>
WR Ken Burrough (00)
LT Tom Funchess (66)
LG Solomon Frelton (69)
C Sam Gruenisen (57)
RG Al Jenkins (60)
RT Elbert Drungo (75)
Levert Carr (63)
TE Mack Alston (82)
WR Billy Parks (20)
QB Dan Pastorini (7)
Lynn Dickey (10)
RB Bob Gresham (36)
FB Fred Willis (44)

<b>DEFENSE</b>
LE Tody Smith (10)
LT Al Cowlings (76)
RT John Matuszak (78)
<b>RE Elvin Bethea (65)</b>
LLB Floyd Rice (85)
Ralph Cindrich (55)
MLB Gregg Bingham (54)
RLB Guy Roberts (56)
LCB Zeke Moore (22)
RCB Willie Alexander (19)
SS Jeff Severson (37)
FS Bob Atkins (48)
Joe Blahak (27)

SPECIALISTS
K Skip Butler (2)
P Skip Butler (2)
Dan Pastorini (7)

Pro Bowl  
All-Pro



Fred Willis



Bob Gresham

**GM:** Sid Gillman; **Head Coach:** Bill Peterson (first five games), Sid Gillman (last nine games)

**Asst. Coaches:** Bruce Beatty (DL), Andy Bourgeois (ST), Garland Boyette (special assignments), Lew Carpenter (WR), Earnel Durden (off. backs), King Hill (QB), Joe Madro (OL), Burnie Miller (DB), Larry Peccatiello (LB)

Front Office

Coaching Staff

Players

Rookies

2007 Season

Records

History

Playoff History

Sidelines

## USUAL LINEUP

### Offense

WR	18	Charlie Joiner
	87	Dave Smith
LT	66	Tom Funchess
LG	60	Tom Regner
C	51	Calvin Hunt
RG	64	Ron Saul
RT	63	Leverett Carr
TE	89	Alvin Reed
WR	00	Ken Burrough
QB	7	Dan Pastorini
RB	18	Paul Robinson
FB	44	Fred Willis
	30	Hoyle Granger

### Defense

LE	79	Pat Holmes
LT	78	Mike Tilleman
RT	73	Leo Brooks
RE	65	Elvin Bethea
LLB	85	Floyd Rice
MLB	58	Ron Pritchard
	52	Garland Boyette
RLB	59	Phil Croyle
	90	George Webster
LCB	19	Willie Alexander
RCB	33	Benny Johnson
SS	29	Ken Houston
FS	25	John Charles
K	2	Skip Butler
P	7	Dan Pastorini

### OILERS LEADERS

<i>Rushing</i>	Fred Willis 134-461, 0 TD
<i>Receiving</i>	Fred Willis 45-297, 2 TD
<i>Passing</i>	Dan Pastorini 299-144, 1711 yds. 11 INT, 7 TD
<i>Scoring</i>	Skip Butler 51, 12 PAT, 16 FG
<i>Punt Ret.</i>	Ken Houston 25-148, 0 TD
<i>Kick Ret.</i>	Willie Rodgers 17-335, 0 TD
<i>Punting</i>	Dan Pastorini 82-3381, 41.2 avg.
<i>Ints.</i>	Atkins 2-37, 0 TD; Charles 2-6, 0 TD
<i>QB Sacks</i>	Mike Tilleman 12

## AMERICAN FOOTBALL CONFERENCE

### EASTERN DIVISION

	W	L	T	PCT.
Miami	14	0	0	1.000
N.Y. Jets	7	7	0	.500
Baltimore	5	9	0	.357
Buffalo	4	9	1	.321
New England	3	11	0	.214

### CENTRAL DIVISION

	W	L	T	Pct.
Pittsburgh	11	3	0	.786
* Cleveland	10	4	0	.714
Cincinnati	8	6	0	.571
Houston	1	13	0	.071

### WESTERN DIVISION

	W	L	T	Pct.
Oakland	10	3	1	.750
Kansas City	8	6	0	.571
Denver	5	9	0	.357
San Diego	4	9	1	.321

\* Wild Card for Playoffs

## Won 1, Lost 13 Fourth—Central Division Head Coach: Bill Peterson

### Preseason (2-3-1)

8/5	at Dallas	.....	24	25
8/10	at Chicago	.....	17	20
8/19	GREEN BAY	.....	20	3
8/24	ST. LOUIS	.....	33	24
9/4	at Minnesota	.....	14	26
9/10	NEW ORLEANS	.....	14	14

### Regular Season (1-13)

9/17	at Denver	L	17-30	51,656
9/24	at Miami	L	13-34	77,821
10/1	N.Y. JETS	W	26-20	51,423
10/9	OAKLAND	L	0-34	51,378
10/15	at Pittsburgh	L	7-24	42,929
10/22	CLEVELAND	L	17-23	38,113
10/29	at Cincinnati	L	7-30	59,409
11/5	at Cleveland	L	0-20	61,985
11/12	PHILADELPHIA	L	17-18	34,175
11/19	GREEN BAY	L	10-23	41,752
11/26	at San Diego	L	20-34	46,289
12/3	at Atlanta	L	10-20	58,850
12/10	PITTSBURGH	L	3-9	36,528
12/17	CINCINNATI	L	17-61	32,482

## TEAM STATISTICS

	Hou.	Av.	Opp.	Av.
<b>Total Yds.</b>	3191	227.9	4734	338.1
<b>Rush Yds.</b>	1518	108.4	2591	185.1
<b>Pass Yds.</b>	1673	119.5	2143	153.1
<b>Points</b>	164	11.7	380	27.1

## HONORS

### Pro Bowl

Elvin Bethea, Ken Houston  
All-Rookie  
Guy Murdock

## NATIONAL FOOTBALL CONFERENCE

### EASTERN DIVISION

	W	L	T	Pct.
Washington	11	3	0	.786
* Dallas	10	4	0	.714
N.Y. Giants	8	6	0	.571
St. Louis	4	9	1	.321
Philadelphia	2	11	1	.179

### CENTRAL DIVISION

	W	L	T	Pct.
Green Bay	10	4	0	.714
Detroit	8	5	1	.607
Minnesota	7	7	0	.500
Chicago	4	9	1	.321

### WESTERN DIVISION

	W	L	T	Pct.
San Francisco	8	5	1	.607
Atlanta	7	7	0	.500
Los Angeles	6	7	1	.464
New Orleans	2	11	1	.179

\* Wild Card for Playoffs



## USUAL LINEUP

### Offense

WR	81	Jim Beirne
LT	74	Gene Ferguson
LG	56	Bob Young
C	76	Walt Suggs
	62	Jerry Sturm
RG	75	Elbert Drungo
RT	77	Sam Walton
TE	89	Alvin Reed
	83	Willie Frazier
WR	18	Charlie Joiner
QB	7	Dan Pastorini (7)
	12	Charley Johnson (5)
RB	35	Woody Campbell
FB	39	Robert Holmes
	34	Joe Dawkins

### Defense

LE	79	Pat Holmes
LT	78	Mike Tilleman
RT	82	Ron Billingsley
RE	65	Elvin Bethea
LLB	90	George Webster
MLB	52	Garland Boyette
RLB	58	Ron Pritchard
LCB	22	Zeke Moore
RCB	19	Willie Alexander
	33	Benny Johnson
SS	29	Ken Houston
FS	25	John Charles
K	11	Mark Moseley
P	7	Dan Pastorini

### OILERS LEADERS

<i>Rushing</i>	Robert Holmes 112-323, 4 TD
<i>Receiving</i>	Jim Beirne 38-550, 1 TD
<i>Passing</i>	Dan Pastorini 270-127, 1702 yds. 21 INT, 7 TD
<i>Scoring</i>	Mark Moseley 73, 25 PAT, 16 FG
<i>Punt Ret.</i>	Linzey Cole 14-107, 0 TD
<i>Kick Ret.</i>	Linzey Cole 32-834, 0 TD
<i>Punting</i>	Dan Pastorini 75-3044, 40.6 avg.
<i>Ints.</i>	Ken Houston 9-220, 4 TD
<i>QB Sacks</i>	Elvin Bethea 13

## AMERICAN FOOTBALL CONFERENCE

### EASTERN DIVISION

	W	L	T	Pct.
Miami	10	3	1	.769
* Baltimore	10	4	0	.714
New England	6	8	0	.429
N.Y. Jets	6	8	0	.429
Buffalo	1	13	0	.071

### CENTRAL DIVISION

	W	L	T	Pct.
Cleveland	9	5	0	.643
Pittsburgh	6	8	0	.429
Houston	4	9	1	.308
Cincinnati	4	10	0	.286

### WESTERN DIVISION

	W	L	T	Pct.
Kansas City	10	3	1	.769
Oakland	8	4	2	.667
San Diego	6	8	0	.429
Denver	4	9	1	.308

\* Wild Card for Playoffs

Won 4, Lost 9, Tied 1  
Third—Central Division  
Head Coach: Ed Hughes

### Preseason (4-3)

7/31	L.A. Rams (Canton, OH)	.....	6	17
8/9	N.Y. GIANTS	.....	35	6
8/14	at St. Louis	.....	14	16
8/21	PHILADELPHIA	.....	21	17
8/26	DALLAS	.....	20	28
9/4	CHICAGO	.....	37	17
9/12	at New Orleans	.....	24	17

### Regular Season (4-9-1)

9/19	at Cleveland	L	0-31	73,387
9/26	KANSAS CITY	L	16-20	46,498
10/3	NEW ORLEANS	T	13-13	47,966
10/10	at Washington	L	13-22	54,041
10/17	DETROIT	L	7-31	45,885
10/24	at Pittsburgh	L	16-23	45,872
10/31	CINCINNATI	W	10-6	37,947
11/7	at New England	L	20-28	53,155
11/14	at Oakland	L	21-41	54,705
11/21	at Cincinnati	L	13-28	59,390
11/28	CLEVELAND	L	24-37	37,921
12/5	PITTSBURGH	W	29-3	37,778
12/12	at Buffalo	W	20-14	28,107
12/19	SAN DIEGO	W	49-33	35,959

### TEAM STATISTICS

	Hou.	Avg.	Opp.	Avg.
Total Yds.	3515	251.1	3795	271.1
Rush Yds.	1106	79.0	1723	123.1
Pass Yds.	2409	172.1	2072	148.0
Points	251	17.9	330	23.6

### HONORS

#### Pro Bowl

Elvin Bethea, Ken Houston

## NATIONAL FOOTBALL CONFERENCE

### EASTERN DIVISION

	W	L	T	Pct.
Dallas	11	3	0	.786
* Washington	9	4	1	.692
Philadelphia	6	7	1	.462
St. Louis	4	9	1	.308
N.Y. Giants	4	10	0	.286

### CENTRAL DIVISION

	W	L	T	Pct.
Minnesota	11	3	0	.786
Detroit	7	6	1	.538
Chicago	6	8	0	.429
Green Bay	4	8	2	.333

### WESTERN DIVISION

	W	L	T	Pct.
San Francisco	9	5	0	.643
Los Angeles	8	5	1	.615
Atlanta	7	6	1	.538
New Orleans	4	8	2	.333

\* Wild Card for Playoffs

Head Coach: Ed Hughes

Postseason: 0-0

Standings: 3rd AFC Central

DATE	OPPONENT	SCORE	WL	ATT
Sep. 19	at Cleveland	0-31	L	73,387
Sep. 26	KANSAS CITY	16-20	L	46,498
Oct. 3	NEW ORLEANS	13-13	T	47,966
Oct. 10	at Washington	13-22	L	55,041
Oct. 17	DETROIT	7-31	L	45,885
Oct. 24	at Pittsburgh	16-23	L	45,872
Oct. 31	CINCINNATI	10-16	W	37,947
Nov. 7	at New England	20-28	L	53,155
Nov. 14	at Oakland	21-41	L	54,705
Nov. 21	at Cincinnati	13-28	L	59,390
Nov. 28	CLEVELAND	24-37	L	37,921
Dec. 5	PITTSBURGH	29-3	W	37,778
Dec. 12	at Buffalo	20-14	W	28,107
Dec. 19	SAN DIEGO	49-33	W	35,959

OILERS		OPP	
TOTAL FIRST DOWNS	201	237	
Rushing	62	117	
Passing	117	97	
Penalty	22	23	
3rd Down: Made/Att	52/177	65/194	
3rd Down Pct.	29.4	33.5	
4th Down: Made/Att	2/4	2/4	
4th Down Pct.	50.0	50.0	
POSSESSION AVG.	30:00	30:00	
TOTAL NET YARDS	3515	3795	
Avg. Per Game	251.1	271.1	
Total Plays	815	880	
Avg. Per Play	4.3	4.3	
NET YARDS RUSHING	1106	1723	
Avg. Per Game	79.0	123.1	
Total Rushes	361	489	
NET YARDS PASSING	2409	2072	
Avg. Per Game	172.1	148.0	
Sacked/Yards Lost	31/234	37/344	
Gross Yards	2643	2416	
Att./Comp.	423/194	354/180	
Completion Pct.	45.9	50.8	
Had Intercepted	37	23	
PUNTS/AVERAGE	75/40.6	76/42.2	
NET PUNTING AVG.	75/34.9	76/37.0	
PENALTIES/YARDS	91/856	75/916	
FUMBLES/BALL LOST	24/14	31/14	
TOUCHDOWNS	29	37	
Rushing	10	22	
Passing	12	11	
Returns	7	4	

BY PERIODS	1	2	3	4	OTPTS
Oilers	29	72	64	86	0 251
Opponents	78	110	44	98	0 330

SCORING	TD	RU	PA	PAT	FG	S	TP
Moseley	0	0	0	0	25/27	16/26	0 73
Joiner	7	0	7	0	0	0	42
Houston	5	0	0	5	0	0	30
R. Holmes LG4	4	0	0	0	0	0	24
R. Holmes TM4	4	0	0	0	0	0	24
Pastorini	3	3	0	0	0	0	18
Dawkins TM	2	2	0	0	0	0	12
Atkins	1	0	1	0	0	0	6
Beirne	1	0	1	0	0	0	6
Boyette	1	0	1	0	0	0	6
Burrough	1	0	1	0	0	0	6
Campbell	1	1	0	0	0	0	6
Post LG	1	0	1	0	0	0	6
Reed	1	0	1	0	0	0	6
Sledge	1	0	1	0	0	0	6
Walsh	1	0	1	0	0	0	6
Beck	0	0	0	0	1/2	1/2	0 4
Oilers	29	10	12	7	26/29	17/28	0 251
Opponents	37	22	11	4	36/37	24/35	0 330

RUSHING	NO	YDS	AVG	LG	TD
R. Holmes LG	112	323	2.9	31	4
R. Holmes TM	91	288	3.2	31	4
Campbell	96	259	2.7	18	1
Pastorini	26	140	5.4	27	3
Dawkins TM	42	135	3.2	21	2
Walsh	38	129	3.4	19	0
Post LG	40	86	2.2	16	0
Post TM	22	42	1.9	10	0
Sledge	24	74	3.1	19	0
Richardson	17	33	1.9	13	0
Dickey	1	4	4.0	4	0
Hopkins	2	2	1.0	2	0
C. Johnson	2	0	0.0	0	0
Oilers	361	1106	3.1	31	10
Opponents	489	1723	3.5	30	22

RECEIVING	NO	YDS	AVG	LG	TD
Beirne	38	550	14.5	40	1
Joiner	31	681	22.0	70	7
Reed	25	408	16.3	36	1
Burrough	25	370	14.8	62	1
Campbell	20	179	9.0	24	0
R. Holmes LG	19	154	8.1	22	0
R. Holmes TM	17	138	8.1	22	0
Post LG	9	112	12.4	28	1
Post TM	5	66	13.2	28	0
Dawkins TM	9	53	5.9	13	0
Frazier TM	8	113	14.1	33	0
Walsh	6	36	6.0	16	1
Sledge	6	32	5.3	10	1
Richardson	4	17	4.3	9	0
Oilers	194	2643	13.6	70	12
Opponents	180	2416	13.4	64	11

INTERCEPTIONS	NO	YDS	AVG	LG	TD
Houston	9	220	24.4	48	4
Charles	5	94	18.8	51	0
Alexander	4	74	18.5	36	0
Moore	3	29	9.7	26	0
Atkins	1	25	25.0	25	1
Brooks	1	14	14.0	14	0
Oilers	23	456	19.8	51	5
Opponents	37	505	13.6	59	3

PUNTING	NO	YDS	AVG	NET	TB	IN	LG	B
Pastorini	75	3044	40.6	34.9	6	0	62	0
Oilers	75	3044	40.6	34.9	6	0	62	0
Opponents	76	3210	42.2	37.0	10	6	63	0

PUNT RETURNS	NO	FC	YDS	AVG	LG	TD
Houston	16	4	91	5.7	15	0
Cole	14	15	107	7.6	31	0
Rice	2	0	0	0.0	0	0
Moore	0	1	0	--	--	0
Richardson	0	1	0	--	--	0
Oilers	32	21	198	6.2	31	0
Opponents	39	12	304	7.8	34	0

KICKOFF RETURNS	NO	YDS	AVG	LG	TD
Cole	32	834	26.1	45	0
R. Holmes LG	12	300	25.0	41	0
R. Holmes TM	5	129	25.8	29	0
Moore	10	214	21.4	28	0
Burrough	8	157	19.6	30	0
Post LG	5	116	23.2	37	0
Bergey LG	1	15	15.0	15	0
Joiner	1	25	25.0	25	0
Rice	1	0	0.0	0	0
Richardson	1	26	26.0	26	0
Walsh	1	24	24.0	24	0
Oilers	59	1409	23.9	45	0
Opponents	41	862	21.0	71	0

FIELD GOALS	1-19	20-29	30-39	40-49	50+
Moseley	0/0	8/9	2/4	6/10	0/3
Beck	1/1	0/0	0/1	0/0	0/0
Oilers	1/1	8/9	2/5	6/10	0/3
Opponents	9/9	4/7	6/9	4/8	1/2

Moseley: ( ) ( ) (60N, 22G, 44G) (54N, 42G, 25G) (27N) (47B, 24G) (47N, 42G) (37N, 25G, 41G) ( ) (37G, 26G) (27G) (44N, 48N, 25G, 37G, 25G) (38N, 52N, 44G, 44G) ( )  
 Beck: (37N) (15G) ( ) ( ) ( ) ( ) ( ) ( ) ( ) ( ) ( ) ( )  
 Opponents: (49N, 44N, 24G) (52N, 43G, 11G) (14G, 37G) (33N, 47N, 15G, 36G, 13G, 17G, 39G) (27N, 13G) (28G, 22G, 12G) (27N, 32N, 46G, 45G) (25N) (37N, 10G, 33G) ( ) ( ) (40G, 35G, 39G) (15G) ( ) (42B, 50G, 20G)

**SACKS**  
 Oilers 37.0, Opponents 31.0

**TACKLES (Solo, Assists, Total)**  
 records not available

**USUAL STARTING LINEUP**

**OFFENSE**

WR Jim Beirne (81)  
 LT Gene Ferguson (74)  
 LG Bob Young (56)  
 C Walt Suggs (76)  
 Jerry Sturm (62)  
 RG Elbert Drungo (75)  
 RT Sam Walton (77)  
 TE Alvin Reed (89)  
 Willie Frazier (83)  
 WR Charlie Joiner (18)  
 QB Dan Pastorini (7)  
 Charley Johnson (12)  
 RB Woody Campbell (35)  
 FB Robert Holmes (39)  
 Joe Dawkins (34)

**DEFENSE**

LE Pat Holmes (79)  
 LT Mike Tilleman (78)  
 RT Ron Billingsley (82)  
**RE Elvin Bethea (65)**  
 LLB George Webster (90)  
 MLB Garland Boyette (52)  
 RLB Ron Pritchard (58)  
 LCB Zeke Moore (22)  
 RCB Willie Alexander (19)  
 Benny Johnson (33)  
**SS Ken Houston (29)**  
 FS John Charles (25)

**SPECIALISTS**

K Mark Moseley (11)  
 P Dan Pastorini (7)

Pro Bowl  
 All-Pro



Ken Houston

PASSING	ATT	CMP	PCT	YARDS	YDS/ATT	TD	INT	LG	SK/YDS	RATING
Pastorini	270	127	47.0	1702	6.30	7	21	62	20/152	43.8
C. Johnson	94	46	48.9	592	6.30	3	7	70	8/61	48.7
Dickey	57	19	33.3	315	5.53	0	9	42	3/21	13.3
Campbell	2	2	100.0	34	17.00	2	0	20	0/0	158.3
Oilers	423	194	45.9	2643	6.25	12	37	70	31/234	39.3
Opponents	354	180	50.8	2416	6.82	11	23	64	37/344	56.2

GM: John Breen; Head Coach: Ed Hughes

Asst. Coaches: George Dickson (LB/ST), Burnie Miller (DB), Fran Poltfoot (WR), Walt Schlinkman (off. backs), Walt Yowarsky (DL), Ernie Zwahlen (OL)

Front Office

Coaching Staff

Players

Rookies

2007 Season

Records

History

Playoff History

Sidelines



## USUAL LINEUP

### Offense

WR	18	Charlie Joiner
	81	Jim Beirne
LT	76	Walt Suggs
LG	62	Ken Gray
C	50	Bobby Maples
RG	75	Elbert Drungo
RT	78	Glen Ray Hines
TE	89	Alvin Reed
WR	23	Jerry LeVias
QB	12	Charley Johnson (10)
	17	Jerry Rhome (4)
RB	24	Mike Richardson
	35	Woody Campbell
FB	34	Joe Dawkins
	32	Hoyle Granger

### Defense

LE	79	Pat Holmes
LT	74	Willie Parker
RT	71	Tom Domres
RE	65	Elvin Bethea
LLB	56	Olen Underwood
	90	George Webster
MLB	52	Garland Boyette
RLB	58	Ron Pritchard
LCB	41	Leroy Mitchell
RCB	22	Zeke Moore
SS	29	Ken Houston
FS	44	Johnny Peacock
K	3	Roy Gerela
P	11	Spike Jones

### OILERS LEADERS

<i>Rushing</i>	Joe Dawkins 124-517, 2 TD
<i>Receiving</i>	Alvin Reed 47-604, 2 TD
<i>Passing</i>	Charles Johnson 281-144, 1652 yds., 12 INT, 7 TD
<i>Scoring</i>	Roy Gerela 77, 23 PAT, 18 FG
<i>Punt Ret.</i>	Jerry LeVias 25-213, 0 TD
<i>Kick Ret.</i>	Jerry LeVias 26-598, 0 TD
<i>Punting</i>	Spike Jones 84-3559, 42.4 avg.
<i>Ints.</i>	Zeke Moore 6-85, 0 TD
<i>QB Sacks</i>	Elvin Bethea 9.5

## AMERICAN FOOTBALL CONFERENCE

EASTERN DIVISION				
	W	L	T	PCT.
Baltimore	11	2	1	.846
* Miami	10	4	0	.714
N.Y. Jets	4	10	0	.286
Buffalo	3	10	1	.231
Boston Patriots	2	12	0	.143

CENTRAL DIVISION				
	W	L	T	Pct.
Cincinnati	8	6	0	.571
Cleveland	7	7	0	.500
Pittsburgh	5	9	0	.357
Houston	3	10	1	.231

WESTERN DIVISION				
	W	L	T	Pct.
Oakland	8	4	2	.667
Kansas City	7	5	2	.583
San Diego	5	6	3	.455
Denver	5	8	1	.385

\* Wild Card for Playoffs

Won 3, Lost 10, Tied 1  
Fourth—Central Division  
Head Coach: Wally Lemm

### Preseason (2-4)

8/8	CHICAGO	.....	13	23
8/15	NEW ORLEANS	.....	10	19
8/22	MINNESOTA	.....	7	14
8/29	DALLAS	.....	37	21
9/5	at L.A. Rams	.....	3	20
9/13	at Philadelphia (Miami, FL)	.....	27	7

### Regular Season (3-10-1)

9/20	at Pittsburgh	W	19-7	45,538
9/27	MIAMI	L	10-20	39,840
10/4	at Cincinnati	W	20-13	55,094
10/11	BALTIMORE	L	20-24	48,050
10/18	PITTSBURGH	L	3-7	42,799
10/25	at San Diego	T	31-31	41,427
11/1	at St. Louis	L	0-44	47,911
11/8	at Kansas City	L	9-24	49,810
11/15	SAN FRANCISCO	L	20-30	43,040
11/22	at Cleveland	L	14-28	74,723
11/29	DENVER	W	31-21	35,733
12/7	CLEVELAND	L	10-21	50,528
12/13	CINCINNATI	L	20-30	34,435
12/20	at Dallas	L	10-52	50,504

## TEAM STATISTICS

	Hou.	Avq.	Opp.	Avq.
<b>Total Yds.</b>	4062	290.1	4398	314.1
<b>Rush Yds.</b>	1556	111.1	1793	128.1
<b>Pass Yds.</b>	2506	197.7	2605	186.1
<b>Points</b>	217	15.5	352	25.1

## HONORS

### Pro Bowl

Ken Houston, Zeke Moore

## NATIONAL FOOTBALL CONFERENCE

### EASTERN DIVISION

	W	L	T	Pct.
Dallas	10	4	0	.714
N.Y. Giants	9	5	0	.643
St. Louis	8	5	1	.615
Washington	6	8	0	.429
Philadelphia	3	10	1	.231

### CENTRAL DIVISION

	W	L	T	Pct.
Minnesota	12	2	0	.857
* Detroit	10	4	0	.714
Chicago	6	8	0	.429
Green Bay	6	8	0	.429

### WESTERN DIVISION

	W	L	T	Pct.
San Francisco	10	3	1	.769
Los Angeles	9	4	1	.692
Atlanta	4	8	2	.333
New Orleans	2	11	1	.154

\* Wild Card for Playoffs

# 1970 SEASON (3-10-1)

Head Coach: Wally Lemm

Postseason: 0-0

Standings: 4th AFC Central

DATE	OPPONENT	SCORE	W/L	ATT
Sep. 20	at Pittsburgh	19-7	W	45,538
Sep. 27	MIAMI	10-20	L	39,840
Oct. 4	at Cincinnati	20-13	W	55,094
Oct. 11	BALTIMORE	20-24	L	48,050
Oct. 18	PITTSBURGH	3-7	L	42,799
Oct. 25	at San Diego	31-31	T	41,427
Nov. 1	at St. Louis	0-44	L	47,911
Nov. 8	at Kansas City	9-24	L	49,410
Nov. 15	SAN FRANCISCO	20-30	L	43,040
Nov. 22	at Cleveland	14-28	L	74,723
Nov. 29	DENVER	31-21	W	35,733
Dec. 7	CLEVELAND	10-21	L	50,582
Dec. 13	CINCINNATI	20-30	L	34,435
Dec. 20	at Dallas	10-52	L	50,504

OILERS		OPP	
TOTAL FIRST DOWNS	232	227	
Rushing	88	85	
Passing	126	115	
Penalty	18	27	
3rd Down: Made/Att	91/225	78/200	
3rd Down Pct.	40.4	39.0	
4th Down: Made/Att	2/6	2/3	
4th Down Pct.	33.3	66.7	
POSSESSION AVG.	38.34	17.09	
TOTAL NET YARDS	4062	4398	
Avg. Per Game	290.1	314.1	
Total Plays	922	840	
Avg. Per Play	4.4	5.2	
NET YARDS RUSHING	1556	1793	
Avg. Per Game	111.1	128.1	
Total Rushes	419	466	
NET YARDS PASSING	2506	2605	
Avg. Per Game	179.0	186.1	
Sacked/Yards Lost	33/262	30/246	
Gross Yards	2768	2851	
Att./Comp.	470/238	344/164	
Completion Pct.	50.6	47.7	
Had Intercepted	23	18	
PUNTS/AVERAGE	84/42.4	77/44.4	
NET PUNTING AVG.	84/35.7	77/39.5	
PENALTIES/YARDS	78/833	76/833	
FUMBLES/BALL LOST	26/15	22/8	
TOUCHDOWNS	23	44	
Rushing	10	16	
Passing	12	25	
Returns	1	3	

BY PERIODS	1	2	3	4	OT	PTS
Oilers	49	57	50	61	0	217
Opponents	51	92	89	120	0	352

SCORING	TDRU	PA	RT	PAT	FG	S	TP
Gerela	0	0	0	0	23/23	18/32	0 77
LeVias	5	0	5	0	0	0	30
Hopkins	3	3	0	0	0	0	18
Joiner	3	0	3	0	0	0	18
Richardson	3	2	1	0	0	0	18
Dawkins	2	2	0	0	0	0	12
Reed	2	0	2	0	0	0	12
Beirne	1	0	1	0	0	0	6
Campbell	1	1	0	0	0	0	6
Granger	1	1	0	0	0	0	6
Peacock	1	0	0	1	0	0	6
Rhyme	1	1	0	0	0	0	6
Pritchard	0	0	0	0	0	1	2
Oilers	23	10	12	1	23/23	18/32	1217
Opponents	44	16	25	3	44/44	14/30	1352

RUSHING	NO	YDS	AVG	LG	TD
Dawkins	124	517	4.2	49	2
Richardson	103	368	3.6	34	3
Hopkins	57	207	3.6	12	2
Campbell	59	189	3.2	28	1
Granger	51	169	3.3	15	1
Rhyme	9	54	6.0	11	1
LeVias	7	37	5.3	24	0

PASSING	ATT	CMP	PCT	YARDS	YDS/ATT	TD	INT	LG	SK/YDS	RATING
C. Johnson	281	144	51.2	1652	5.88	7	12	63t	15/124	59.8
Rhyme	168	88	52.4	1031	6.14	5	8	87t	10/85	61.4
Naponic	20	6	30.0	85	4.25	0	2	21	8/53	5.2
LeVias	1	0	0.0	0	0.00	0	1	0	0/0	0.0
Oilers	470	238	50.6	2768	5.89	12	23	87t	33/262	56.9
Opponents	344	164	47.7	2851	8.29	25	18	80t	30/246	78.8

Naponic	3	12	4.0	11	0
C. Johnson	5	3	0.6	9	0
Smiley	1	0	0.0	0	0
Oilers	419	1556	3.7	49	10
Opponents	466	1793	3.8	35	16
RECEIVING	NO	YDS	AVG	LG	TD
Reed	47	604	12.9	34	2
LeVias	41	529	12.9	63t	5
Richardson	34	381	11.2	67	1
Joiner	28	416	14.9	87t	3
Haik	17	190	11.2	35	0
Beirne	16	216	13.5	25	1
Dawkins	15	94	6.3	17	0
Campbell	15	78	5.2	10	0
Hopkins	14	142	10.1	43	0
Granger	11	118	10.7	22	0
Oilers	238	2768	11.6	87t	12
Opponents	164	2851	17.4	80t	25

INTERCEPTIONS	NO	YDS	AVG	LG	TD
Moore	6	85	14.2	32	0
Houston	3	32	10.7	9	0
Peacock	3	24	8.0	12	0
Mitchell	2	35	17.5	35	0
Pritchard	2	28	14.0	17	0
Boyette	1	18	18.0	18	0
Atkins	1	7	7.0	7	0
Domres	0	13	-	13	0
Oilers	18	242	13.4	35	2
Opponents	23	334	14.5	45t	2

PUNTING	NO	YDS	AVG	NET	TB	IN	LG	B
Jones	84	3559	42.4	35.7	6	0	73	1
Oilers	84	3559	42.4	35.7	6	0	73	1
Opponents	77	3419	44.4	39.5	6	0	71	0

PUNT RETURNS	NO	FC	YDS	AVG	LG	TD
LeVias	25	8	213	8.5	33	0
Richardson	10	7	30	3.0	11	0
Houston	4	1	13	3.3	6	0
Beirne	1	0	1	1.0	1	0
Dawkins	1	0	0	0.0	0	0
Oilers	41	16	257	6.3	33	0
Opponents	52	16	441	8.5	38	0

KICKOFF RETURNS	NO	YDS	AVG	LG	TD
LeVias	26	598	23.0	37	0
B. Johnson	15	320	21.3	40	0
Moore	7	190	27.1	45	0
Davis	2	0	0.0	0	0
Drungo	1	25	25.0	25	0
Granger	1	0	0.0	0	0
Hopkins	1	20	20.0	20	0
Lewis	1	15	15.0	15	0
Reed	1	0	0.0	0	0
Oilers	55	1168	21.2	45	0
Opponents	32	741	23.2	35	0

FIELD GOALS	1-19	20-29	30-39	40-49	50+
Gerela	5/5	4/5	6/8	3/14	0/0
Oilers	5/5	4/5	6/8	3/14	0/0
Opponents	1/1	2/6	7/9	3/10	1/4

**Gerela:** (46N,8G) (10G) (28G,37G) (42N), 40B, 48N, 27G, 9G) (40N,34G) (46N,48B), 49N, 48N, 18G) (32N) (27N,36G,18G,48G) (26G,26G) (1) (41N,33G) (43G) (47N,37B, 46G,31G) (37G)

**Opponents:** (27N) (40N,31G,42G) (23B, 51G,36G) (34N,45N,43G) (57N) (45G) (46N, 48N,32G,14G,38G) (44N,42B,39G) (52B, 52N) (33B,24N) (23N) (44N) (25G,25G,30G) (35G)

SACKS
Oilers 30.0, Opponents 33.0
TACKLES (Solo, Assists, Total)
records not available

**USUAL STARTING LINEUP**

**OFFENSE**

WR Charlie Joiner (18)  
 Jim Beirne (81)  
 LT Walt Suggs (76)  
 LG Ken Gray (62)  
 C Bobby Maples (50)  
 RG Elbert Drungo (75)  
 RT Glen Ray Hines (78)  
 TE Alvin Reed (89)  
 WR Jerry LeVias (23)  
 QB Charley Johnson (12)  
 Jerry Rhome (17)  
 RB Mike Richardson (24)  
 Woody Campbell (35)  
 FB Joe Dawkins (34)  
 Hoyle Granger (32)

**DEFENSE**

LE Pat Holmes (79)  
 LT Willie Parker (74)  
 RT Tom Domres (71)  
 RE Elvin Bethea (65)  
 LLL Olen Underwood (56)  
 George Webster (90)  
 MLB Mike Richardson (52)  
 RLB Ron Pritchard (48)  
 LCB Leroy Mitchell (41)  
 RCB Zeke Moore (22)  
 SS Ken Houston (29)  
 FS Johnny Peacock (44)

**SPECIALISTS**

K Roy Gerela (3)  
 P Spike Jones (11)

Pro Bowl  
 All-Pro



Alvin Reed



Zeke Moore

Front Office

Coaching Staff

Players

Rookies

2007 Season

Records

History

Playoff History

Sidelines

GM: (none); Head Coach: Wally Lemm

Asst. Coaches: Joe Childress (off. backs), Hugh Devore (LB), F.A. Dry (OL), Bud McFadin (DL), Fran Polstoft (WR), Walt Schlinkman (DB)

## USUAL LINEUP

### Offense

WR	81	Jim Beirne
LT	76	Walt Suggs
LG	60	Tom Regner
C	50	Bobby Maples
RG	66	Sonny Bishop
RT	78	Glen Ray Hines
TE	89	Alvin Reed
WR	86	Mac Haik
	23	Jerry LeVias
QB	11	Pete Beathard
RB	36	Roy Hopkins
FB	32	Hoyle Granger

### Defense

LE	79	Pat Holmes
LT	70	Carel Stith
RT	71	Tom Domres
RE	65	Elvin Betha
LLB	90	George Webster
MLB	52	Garland Boyette
RLB	56	Olen Underwood
LCB	20	Miller Farr
RCB	22	Zeke Moore
SS	29	Ken Houston
FS	33	W.K. Hicks
	44	Johnny Peacock

K	3	Roy Gerela
P	3	Roy Gerela
	25	Ode Burrell

### OILERS LEADERS

<i>Rushing</i>	Hoyle Granger 186-740, 3 TD
<i>Receiving</i>	Alvin Reed 51-664, 2 TD
<i>Passing</i>	Pete Beathard 370-180, 2455 yds. 21 INT, 10 TD
<i>Scoring</i>	Roy Gerela 86, 29 PAT, 19 FG
<i>Punt Ret.</i>	Jerry LeVias 35-292, 0 TD
<i>Kick Ret.</i>	Jerry LeVias 38-940, 0 TD
<i>Punting</i>	Roy Gerela 41-1656, 40.4
<i>Ints.</i>	Miller Farr 6-48, 0 TD

Won 6, Lost 6, Tied 2  
Second—Eastern Division (AFL)  
Head Coach: Wally Lemm

### Preseason (3-2)

8/2	BUFFALO	.....	24	7
8/15	BALTIMORE	.....	29	33
8/22	CHICAGO	.....	19	17
8/28	DALLAS	.....	11	14
9/6	at New Orleans	.....	30	14

### Regular Season (6-6-2)

9/14	at Oakland	L	17-21	49,361
9/21	at Buffalo	W	17-3	40,146
9/28	MIAMI	W	22-10	41,086
10/5	BUFFALO	W	28-14	46,485
10/12	at Kansas City	L	0-24	45,805
10/19	at New York	L	17-26	63,841
10/26	DENVER	W	24-21	45,348
11/2	at Boston	L	0-24	19,006
11/9	CINCINNATI	T	31-31	45,298
11/16	at Denver	T	20-20	45,002
11/23	at Miami	W	32-7	27,281
11/27	SAN DIEGO	L	17-21	40,065
12/6	NEW YORK	L	26-34	51,923
12/14	BOSTON	W	27-23	39,215

### AFL PLAYOFF GAME

12/21	at Oakland	L	7-56	53,539
-------	------------	---	------	--------

### TEAM STATISTICS

	<i>Hou.</i>	<i>Avg.</i>	<i>Opp.</i>	<i>Avg.</i>
<b>Total Yds.</b>	4531	323.6	3773	269.5
<b>Rush Yds.</b>	1706	121.9	1556	111.1
<b>Pass Yds.</b>	2825	201.8	2217	158.4
<b>Points</b>	278	19.9	279	19.9

### HONORS

**AFL All-Star Game**  
Jim Bierne, Elvin Betha,  
Garland Boyette, Miller Farr, Glen Ray Hines, Ken  
Houston, Jerry LeVias, Zeke Moore,  
Alvin Reed, George Webster  
**All-AFL**  
George Webster

## AMERICAN FOOTBALL LEAGUE

### EASTERN DIVISION

	<i>W</i>	<i>L</i>	<i>T</i>	<i>Pct.</i>
N.Y. Jets	10	4	0	.714
Houston	6	6	2	.500
Boston Patriots	4	10	0	.286
Buffalo	4	10	0	.286
Miami	3	10	1	.231

### WESTERN DIVISION

	<i>W</i>	<i>L</i>	<i>T</i>	<i>Pct.</i>
Oakland	12	1	1	.923
Kansas City	11	3	0	.786
San Diego	8	6	0	.571
Denver	5	8	1	.385
Cincinnati	4	9	1	.308

### DIVISIONAL PLAYOFFS

Kansas City 13, N.Y. JETS 6; OAKLAND 56, Houston 7

### AFL CHAMPIONSHIP

Kansas City 17, OAKLAND 7

Head Coach: Wally Lemm

Postseason: 0-1

Standings: 2nd AFL Eastern

DATE	OPPONENT	SCORE	W/L	ATT
Sep.14	at Oakland	17-21	L	49,361
Sep.21	at Buffalo	17-3	W	40,146
Sep.28	MIAMI	22-10	W	41,086
Oct. 5	BUFFALO	28-14	W	46,485
Oct.12	at Kansas City	0-24	L	45,805
Oct.19	at New York	17-26	L	63,841
Oct.26	DENVER	24-21	W	45,348
Nov. 2	at Boston	0-24	L	19,006
Nov. 9	CINCINNATI	31-31	T	45,298
Nov.16	at Denver	20-20	T	45,002
Nov.23	at Miami	32-7	W	27,218
Nov.27	SAN DIEGO	17-21	L	40,065
Dec. 6	NEW YORK	26-34	L	51,923
Dec.14	BOSTON	27-23	W	39,215
Dec.21	at Oakland	7-56	L	53,539

RUSHING	NO	YDS	AVG	LG	TD
Granger	186	740	4.0	23	3
Hopkins	131	473	3.6	43t	4
Burrell	41	147	3.6	19	0
Campbell	28	98	3.5	10	0
Beathard	19	89	4.7	16	2
Richardson	5	51	10.2	28	0
Johnson	11	42	3.8	9	0
Trull	8	25	3.1	7	2
Haik	2	21	10.5	11	0
LeVias	6	18	3.0	10	0
Davis	3	2	0.7	4	0
<b>Oilers</b>	<b>440</b>	<b>1706</b>	<b>3.9</b>	<b>43t</b>	<b>12</b>
<b>Opponents</b>	<b>430</b>	<b>1556</b>	<b>3.6</b>	<b>56</b>	<b>10</b>

RECEIVING	NO	YDS	AVG	LG	TD
Reed	51	664	13.0	43t	2
LeVias	42	696	16.6	86t	5
Beirne	42	540	12.9	37t	4
Hopkins	29	338	11.7	56	1
Haik	27	375	13.9	42	1
Granger	27	330	12.2	53	1
Campbell	7	82	11.7	37	0
Joiner	7	77	11.0	16	0
Burrell	5	28	5.6	8	0
Johnson	2	17	8.5	16	1
<b>Oilers</b>	<b>239</b>	<b>3147</b>	<b>13.2</b>	<b>86t</b>	<b>15</b>
<b>Opponents</b>	<b>167</b>	<b>2495</b>	<b>14.9</b>	<b>79t</b>	<b>18</b>

INTERCEPTIONS	NO	YDS	AVG	LG	TD
Farr	6	48	8.0	35	0
Houston	4	87	21.8	51t	1
Moore	4	71	17.8	51t	1
Hicks	4	36	9.0	20	0
Peacock	2	56	28.0	39	0
Webster	2	35	17.5	26	0
Underwood	1	2	2.0	2	0
<b>Oilers</b>	<b>23</b>	<b>335</b>	<b>14.6</b>	<b>51t</b>	<b>2</b>
<b>Opponents</b>	<b>31</b>	<b>441</b>	<b>14.2</b>	<b>57t</b>	<b>3</b>

PUNTING	NO	YDS	AVG	NET	BLG	LG
Gerela	41	1656	40.4	37.0	0	70
Burrell	29	1066	36.8	34.1	1	56
<b>Oilers</b>	<b>70</b>	<b>2722</b>	<b>38.9</b>	<b>35.8</b>	<b>1</b>	<b>70</b>
<b>Opponents</b>	<b>85</b>	<b>3660</b>	<b>43.1</b>	<b>36.8</b>	<b>0</b>	<b>78</b>

PUNT RETURNS	NO	FC	YDS	AVG	LG	TD
LeVias	35	11	292	8.3	46	0
Richardson	7	7	93	13.3	27	0
Burrell	1	0	6	6.0	6	0
<b>Oilers</b>	<b>43</b>	<b>18</b>	<b>391</b>	<b>9.1</b>	<b>46</b>	<b>0</b>
<b>Opponents</b>	<b>37</b>	<b>14</b>	<b>196</b>	<b>5.3</b>	<b>34</b>	<b>0</b>

KICKOFF RETURNS	NO	YDS	AVG	LG	TD
LeVias	38	940	24.7	87	0
Burrell	5	101	20.2	32	0
Joiner	3	73	24.3	28	0
Reed	3	0	0.0	0	0
Houston	0	27	--	20	0
<b>Oilers</b>	<b>49</b>	<b>1141</b>	<b>23.3</b>	<b>87</b>	<b>0</b>
<b>Opponents</b>	<b>38</b>	<b>792</b>	<b>20.8</b>	<b>51</b>	<b>0</b>

FIELD GOALS	1-19	20-29	30-39	40-49	50+
Gerela	9/9	5/6	3/12	1/8	1/5
<b>Oilers</b>	<b>9/9</b>	<b>5/6</b>	<b>3/12</b>	<b>1/8</b>	<b>1/5</b>
<b>Opponents</b>	<b>8/9</b>	<b>3/7</b>	<b>3/5</b>	<b>2/9</b>	<b>0/0</b>

**Gerela:** (59N, 51N, 28G) (23N, 21G) (38G, 17G, 17G, 31G, 30G) (45N, 42N, 54N, 39N) (35N, 41N) (35N, 12G) (44N, 39N, 22G) (35N) (37B, 30B, 60N, 50G) (38N, 47N, 46N, 16G, 19G) (21G, 10G, 18G) (42G) (24G) (48N, 30N, 13G, 19G) **Opponents:** (47N, 37N, 27N) (14G) (42B, 17G) (44N) (22N, 30G) (45N, 17G, 48G, 45G, 21G) (40N, 21N) (30N, 41N, 30G) (18G) (47N, 27G, 9G) (0) (25B) (10N, 10G, 38G) (10G, 19G, 27G)

OILERS		OPP
TOTAL FIRST DOWNS		
Rushing	256	183
Passing	95	77
Penalty	146	93
3rd Down: Made/Att	--	--
3rd Down Pct.	--	--
4th Down: Made/Att	--	--
4th Down Pct.	--	--
POSSESSION AVG.	25.43	34.17
TOTAL NET YARDS	4531	3773
Avg. Per Game	323.6	269.5
Total Plays	965	833
Avg. Per Play	4.7	4.5
NET YARDS RUSHING	1706	1556
Avg. Per Game	121.9	111.1
Total Rushes	440	430
NET YARDS PASSING	2825	2217
Avg. Per Game	201.8	158.4
Sacked/Yards Lost	36/322	32/278
Gross Yards	3147	2495
Att./Comp.	489/239	371/167
Completion Pct.	48.9	45.0
Had Intercepted	31	23
PUNTS/AVERAGE	70/38.9	85/43.1
NET PUNTING AVG.	70/35.8	85/36.8
PENALTIES/YARDS	70/730	61/592
FUMBLES/BALL LOST	24/17	27/17
TOUCHDOWNS	31	33
Rushing	12	10
Passing	15	18
Returns	4	5

BY PERIODS	1	2	3	4	OT	PTS
<b>Oilers</b>	<b>28</b>	<b>84</b>	<b>58</b>	<b>108</b>	<b>0</b>	<b>278</b>
<b>Opponents</b>	<b>92</b>	<b>82</b>	<b>51</b>	<b>54</b>	<b>0</b>	<b>279</b>

SCORING	TD	RU	PA	RT	PAT	FG	S	TP
Gerela	0	0	0	0	29/29	19/40	0	86
Hopkins	5	4	1	0	0	0	0	30
LeVias	5	0	5	0	0	0	0	30
Beirne	4	0	4	0	0	0	0	26
Granger	4	3	1	0	0	0	0	24
Beathard	2	2	0	0	0	0	0	12
Reed	2	0	2	0	0	0	0	12
Trull	2	2	0	0	0	0	0	12
Campbell	1	1	0	0	0	0	0	6
Dormes	1	0	1	0	0	0	0	6
Haik	1	0	1	0	0	0	0	6
Houston	1	0	1	0	0	0	0	6
Johnson	1	0	1	0	0	0	0	6
Moore	1	0	1	0	0	0	0	6
Peacock	1	0	0	1	0	0	0	6
Bethae	0	0	0	0	1	2	0	0
Richardson	0	0	0	0	0	2	0	0
<b>Oilers</b>	<b>31</b>	<b>12</b>	<b>15</b>	<b>0</b>	<b>29/29</b>	<b>19/40</b>	<b>0</b>	<b>278</b>
<b>Opponents</b>	<b>33</b>	<b>10</b>	<b>18</b>	<b>5</b>	<b>33/33</b>	<b>16/30</b>	<b>0</b>	<b>279</b>

2-point conversions: Beirne, Richardson  
Oilers 2-2, Opponents 0-0

PASSING	ATT	CMP	PCT	YARDS	YDS/ATT	TD	INT	LG	SK/YDS	RATING
Beathard	370	180	48.6	2455	6.64	10	21	86t	22/205	55.6
Trull	75	34	45.3	469	6.25	3	6	57	11/85	45.9
Davis	42	25	59.5	223	5.31	2	4	22	3/32	50.1
LeVias	2	0	0.0	0	0.00	0	0	0	0/0	39.6
<b>Oilers</b>	<b>489</b>	<b>239</b>	<b>48.9</b>	<b>3147</b>	<b>6.44</b>	<b>15</b>	<b>31</b>	<b>86t</b>	<b>36/322</b>	<b>53.4</b>
<b>Opponents</b>	<b>371</b>	<b>167</b>	<b>45.0</b>	<b>2495</b>	<b>6.73</b>	<b>18</b>	<b>23</b>	<b>79t</b>	<b>32/278</b>	<b>58.0</b>

**SACKS**  
Oilers 32.0, Opponents 36.0

**TACKLES (Solo, Assists, Total)**  
records not available

**USUAL STARTING LINEUP**

**OFFENSE**  
**WR** Jim Beirne (81)  
**LT** Walt Suggs (76)  
**LG** Tom Regner (60)  
**C** Bobby Maples (50)  
**RG** Sonny Bishop (66)  
**RT** Glen Ray Hines (78)  
**TE** Alvin Reed (89)  
**WR** Mac Haik (86)  
**Jerry LeVias (23)**  
**QB** Pete Beathard (11)  
**RB** Roy Hopkins (36)  
**FB** Hoyle Granger (32)

**DEFENSE**  
**LE** Pat Holmes (79)  
**LT** Carol Stith (70)  
**RT** Tom Dormes (71)  
**RE** Elvin Bethae (65)  
**LLB** George Webster (90)  
**MLB** Garland Boyette (52)  
**RLB** Olen Underwood (56)  
**LCB** Miller Farr (20)  
**RCB** Zeke Moore (22)  
**SS** Ken Houston (29)  
**FS** W.K. Hicks (33)  
 Johnny Peacock (44)

**SPECIALISTS**  
**K** Roy Gerela (3)  
**P** Roy Gerela (3)  
 Ode Burrell (25)

AFL ALL-STAR GAME  
ALL-AFL



Hoyle Granger



Alvin Reed

GM: Don Klosterman; Head Coach: Wally Lemm

Asst. Coaches: Joe Childress (off. backs), Hugh Devore (LB), F.A. Dry (OL), Bud McFadin (DL), Fran Polstow (WR), Walt Schlinkman (DB)

Front Office  
Coaching Staff  
Players  
Rookies  
2007 Season  
Records  
History  
Playoff History  
Sidelines

## USUAL LINEUP

### Offense

WR	81	Jim Beirne
LT	76	Walt Suggs
LG	60	Tom Regner
C	50	Bobby Maples
RG	66	Sonny Bishop
RT	78	Glen Ray Hines
TE	89	Alvin Reed
WR	86	Mac Haik
QB	11	Pete Beathard (7)
	10	Don Trull (4)
RB	42	Sid Blanks
	35	Woody Campbell
FB	32	Hoyle Granger

### Defense

LE	79	Pat Holmes
LT	74	Willie Parker
RT	72	George Rice
RE	65	Elvin Bethea
LLB	90	George Webster
MLB	52	Garland Boyette
RLB	56	Olen Underwood
LCB	20	Miller Farr
RCB	41	Larry Carwell
SS	29	Ken Houston
FS	33	W.K. Hicks

K	15	Wayne Walker
	67	John Wittenborn
P	43	Jim Norton

### OILERS LEADERS

<i>Rushing</i>	Hoyle Granger 202-848, 7 TD
<i>Receiving</i>	Alvin Reed 46-747, 5 TD
<i>Passing</i>	Pete Beathard 223-105, 1559 yds. 16 INT, 7 TD
<i>Scoring</i>	Wayne Walker 50, 26 PAT, 8 FG
<i>Punt Ret.</i>	Sid Blanks 22-179, 0 TD
<i>Kick Ret.</i>	Zeke Moore 32-787, 0 TD
<i>Punting</i>	Jim Norton 73-3008, 41.2 avg.
<i>Ints.</i>	Ken Houston 5-160, 2 TD

## Won 7, Lost 7 Second—Eastern Division (AFL) Head Coach: Wally Lemm

### Preseason (4-1)

8/1	WASHINGTON	L	9	3
8/12	N.Y. JETS	L	28	14
8/18	NEW ORLEANS	L	24	23
8/23	Buffalo (Tulsa, OK)	L	37	7
8/31	DALLAS	L	19	33

### Regular Season (7-7)

9/9	KANSAS CITY	L	21-26	45.083
9/14	at Miami	W	24-10	40.067
9/21	at San Diego	L	14-30	46.217
9/29	OAKLAND	L	15-24	46.098
10/6	MIAMI	L	7-24	36.109
10/13	at Boston	W	16-0	32.502
10/20	NEW YORK	L	14-20	51.710
10/27	at Buffalo	W	30-7	34.339
11/3	at Cincinnati	W	27-17	24.012
11/10	at New York	L	7-26	60.242
11/17	DENVER	W	38-17	36.075
11/28	at Kansas City	L	10-24	48.493
12/7	BUFFALO	W	35-6	34.110
12/15	BOSTON	W	45-17	34.198

### TEAM STATISTICS

	<i>Hou.</i>	<i>Avg.</i>	<i>Opp.</i>	<i>Avg.</i>
<b>Total Yds.</b>	4352	310.9	3375	241.1
<b>Rush Yds.</b>	1804	128.9	1704	121.7
<b>Pass Yds.</b>	2548	182.0	1671	119.4
<b>Points</b>	303	21.6	248	17.7

### HONORS

#### AFL All-Star Game

Sonny Bishop, Garland Boyette, Miller Farr, Hoyle Granger, Glen Ray Hines, Pat Holmes, Ken Houston, Bobby Maples, Alvin Reed, Walt Suggs, George Webster

#### ALL-AFL

Miller Farr, George Webster

## AMERICAN FOOTBALL LEAGUE

### EASTERN DIVISION

	<i>W</i>	<i>L</i>	<i>T</i>	<i>Pct.</i>
N.Y. Jets	11	3	0	.786
Houston	7	7	0	.500
Miami	5	8	1	.385
Boston Patriots	4	10	0	.286
Buffalo	1	12	1	.077

### WESTERN DIVISION

	<i>W</i>	<i>L</i>	<i>T</i>	<i>Pct.</i>
Oakland	12	2	0	.857
Kansas City	12	2	0	.857
San Diego	9	5	0	.643
Denver	5	9	0	.357
Cincinnati	3	11	0	.214

### WESTERN DIVISION PLAYOFF

OAKLAND 41, Kansas City 6

AFL CHAMPIONSHIP

N.Y. JETS 27, Oakland 23

Head Coach: Wally Lemm

Postseason: 0-0

Standings: 2nd AFL Eastern

DATE	OPPONENT	SCORE	W/L	ATT
Sep. 9	KANSAS CITY	21-26	L	45,083
Sep.14	at Miami	24-10	W	40,067
Sep.21	at San Diego	14-30	L	46,217
Sep.29	OAKLAND	15-24	L	46,098
Oct. 6	MIAMI	7-24	L	36,109
Oct.13	at Boston	16-0	W	32,502
Oct.20	NEW YORK	14-20	L	51,710
Oct.27	at Buffalo	30-7	W	34,339
Nov. 3	at Cincinnati	27-17	W	24,012
Nov.10	at New York	7-26	L	60,242
Nov.17	DENVER	38-17	W	36,075
Nov.28	at Kansas City	10-24	L	48,493
Dec. 7	BUFFALO	35-6	W	34,110
Dec.15	BOSTON	45-17	W	34,198

	OILERS	OPP
TOTAL FIRST DOWNS	240	198
Rushing	99	89
Passing	128	96
Penalty	13	13
3rd Down: Made/Att	--	--
3rd Down Pct.	--	--
4th Down: Made/Att	--	--
4th Down Pct.	--	--

POSSESSION AVG.	34:17	25:43
TOTAL NET YARDS	4352	3375
Avg. Per Game	310.9	241.1
Total Plays	905	854
Avg. Per Play	4.8	4.0
NET YARDS RUSHING	1804	1704
Avg. Per Game	128.9	121.7
Total Rushes	462	462
NET YARDS PASSING	2548	1671
Avg. Per Game	182.0	119.4
Sacked/Yards Lost	29/316	33/332
Gross Yards	2864	2003
Att./Comp.	414/191	359/158
Completion Pct.	46.1	44.0
Had Intercepted	25	20
PUNTS/AVERAGE	73/41.2	88/44.1
NET PUNTING AVG.	73/34.1	88/37.9
PENALTIES/YARDS	61/644	54/526
FUMBLES/BALL LOST	28/13	17/10
TOUCHDOWNS	38	26
Rushing	16	9
Passing	17	13
Returns	5	4

BY PERIODS	1	2	3	4	OT	PTS
Oilers	65	81	55	102	0	303
Opponents	37	75	58	78	0	248

SCORING	TD	RU	PA	PAT	FG	S	TP
Walker	0	0	0	26/26	8/16	0	50
Haik	8	0	8	0	0	0	48
Granger	7	7	0	0	0	0	42
Campbell	6	6	0	0	0	0	36
Reed	5	0	5	0	0	0	30
Beirne	4	0	4	0	0	0	24
Wittenborn	0	0	0	11/11	4/13	0	23
Beathard	2	2	0	0	0	0	12
Farr	2	0	0	0	0	0	12
Houston	2	0	0	2	0	0	12
Carwell	1	0	0	1	0	0	6
Davis	1	1	0	0	0	0	6
Underwood	0	0	0	0	0	1	2
Oilers	38	16	17	5	37/37	12/29	1303
Opponents	26	9	13	4	25/25	21/30	1248

2-point conversions: Oilers 0-1,  
Opponents 1-1

RUSHING	NO	YDS	AVG	LG	TD
Granger	202	848	4.2	47	7
Campbell	115	436	3.8	37	6
Blanks	63	169	2.7	10	0
Hopkins	31	104	3.4	18	0

PASSING	ATT	CMP	PCT	YARDS	YDS/ATT	TD	INT	LG	SK/YDS	RATING
Beathard	223	105	47.1	1559	6.99	7	16	66t	14/150	51.0
Trull	105	53	50.5	864	8.23	10	3	60	9/94	98.3
Davis	86	33	38.4	441	5.13	0	6	55	6/72	26.4
Oilers	414	191	46.1	2864	6.92	17	25	66t	29/316	57.9
Opponents	359	158	44.0	2003	5.58	13	20	80t	33/332	50.9

Davis	15	91	6.1	20	1
Beathard	18	79	4.4	20	2
Trull	14	47	3.4	15	0
Norton	1	20	20.0	20	0
Haik	2	7	3.5	5	0
Beirne	1	3	3.0	3	0
Oilers	462	1804	3.9	47t	16
Opponents	462	1704	3.7	38	6

RECEIVING	NO	YDS	AVG	LG	TD
Reed	46	747	16.2	60	5
Haik	32	584	18.3	59t	8
Beirne	31	474	15.3	66t	4
Granger	26	361	13.9	55	4
Campbell	21	234	11.1	39	0
Blanks	13	184	14.2	61	0
Frazier	9	123	13.7	30	0
Taylor	6	90	15.0	35	0
Hopkins	4	40	10.0	26	0
Burrell	2	35	17.5	33	0
Wittenborn	1	-8	-8.0	-8	0
Oilers	191	2864	15.0	66t	17
Opponents	158	2003	12.7	80t	13

INTERCEPTIONS	NO	YDS	AVG	LG	TD
Houston	5	160	32.0	66t	2
Carwell	4	81	20.3	41	1
Farr	3	104	34.7	52t	2
Hicks	3	42	14.0	28	0
Norton	2	0	0.0	0	0
Webster	1	9	9.0	9	0
Boyette	1	0	0.0	0	0
Underwood	1	0	0.0	0	0
Oilers	20	396	19.8	66t	5
Opponents	25	326	13.0	36	2

PUNTING	NO	YDS	AVG	NET	LG	B		
Norton	73	3008	41.2	34.1	7	0	64	2
Oilers	73	3008	41.2	34.1	7	0	64	2
Opponents	88	3882	44.1	37.9	5	0	70	0

PUNT RETURNS	NO	FC	YDS	AVG	LG	TD
Carwell	27	2	227	8.4	32	0
Blanks	22	6	179	8.1	39	0
Burrell	2	2	26	13.0	15	0
Moore	1	0	11	11.0	11	0
Oilers	52	10	443	8.5	39	0
Opponents	40	7	379	9.5	67t	1

KICKOFF RETURNS	NO	YDS	AVG	LG	TD
Moore	32	787	24.6	45	0
Carwell	15	335	22.3	38	0
Burrell	2	70	35.0	40	0
Robertson	2	9	4.5	9	0
Hopkins	1	21	21.0	21	0
Houston	1	13	13.0	13	0
Oilers	53	1235	23.3	45	0
Opponents	58	1302	22.4	95	0

FIELD GOALS	1-19	20-29	30-39	40-49	50+
Walker	3/3	2/3	2/3	1/6	0/1
Wittenborn	1/2	1/2	1/3	1/4	0/2
Oilers	4/5	3/5	3/6	2/10	0/3
Opponents	4/5	8/10	7/8	2/6	0/1

Walker: ( ) ( ) ( ) ( ) ( ) (21N) (44B,42N, 39G,22G,19G) (27G,41G) ( ) (18G) (45N, 39G) (37N,47N) (54N,42N,16G)  
 Wittenborn: (47N) (52N,32N,34G) (36N) (40N) (53N,22N) (13B,40B,44G,15G,25G) ( ) ( ) ( ) ( ) ( ) ( )  
 Opponents: (27G,33G,26G,32G) (22G) (35G,23G,48G) (34G) (29N,31G) (49N) (12G) (45N) (16N, 42N,28G) (20N,14G,32G, 28G,21G) (34N,12G) (50N,17G) (40N,28G, 36G) (42G)

**SACKS**  
 Oilers 33.0, Opponents 29.0

**TACKLES (Solo, Assists, Total)**  
 records not available

USUAL STARTING LINEUP

**OFFENSE**

WR Jim Beirne (81)  
 LT **Walt Suggs (76)**  
 LG Tom Regner (60)  
 C **Bobby Maples (50)**  
 RG **Sonny Bishop (66)**  
 RT **Glen Ray Hines (78)**  
 TE **Alvin Reed (89)**  
 WR Mac Haik (86)  
 QB Pete Beathard (11)  
 Don Trull (10)  
 RB Sid Blanks (42)  
 Woody Campbell (35)  
**FB Hoyle Granger (32)**

**DEFENSE**

LE **Pat Holmes (79)**  
 LT Willie Parker (74)  
 RT George Rice (72)  
 RE Elvin Bethea (65)  
**LLB George Webster (90)**  
**MLB Garland Boyette (52)**  
 RLB Olen Underwood (56)  
**LCB Miller Farr (20)**  
 RCB Larry Carwell (41)  
**SS Ken Houston (29)**  
 FS W.K. Hicks (33)

**SPECIALISTS**

K Wayne Walker (15)  
 John Wittenborn (67)  
 P Jim Norton (43)

AFL ALL-STAR GAME  
 ALL-AFL



Hoyle Granger



Alvin Reed

GM: Don Klosterman; Head Coach: Wally Lemm  
 Asst. Coaches: Joe Childress (off. backs), Hugh Devore (general coaching), F.A. Dry (OL), Bud McFadin (DL), Fran Poltfoot (WR), Walt Schlinkman (DB)

Front Office

Coaching Staff

Players

Rookies

2007 Season

Records

History

Playoff History

Sidelines

## USUAL LINEUP

### Offense

WR	28	Charles Frazier
LT	76	Walt Suggs
LG	61	Bob Talamini
C	50	Bobby Maples
RG	66	Sonny Bishop
RT	78	Glen Ray Hines
TE	89	Alvin Reed
WR	25	Ode Burrell
QB	11	Pete Beathard
RB	35	Woody Campbell
FB	32	Hoyle Granger

### Defense

LE	79	Pat Holmes
LT	74	Willie Parker
RT	72	George Rice
RE	75	Don Floyd
LLB	90	George Webster
MLB	52	Garland Boyette
RLB	56	Olen Underwood
LCB	20	Miller Farr
RCB	33	W.K. Hicks
SS	29	Ken Houston
FS	43	Jim Norton

K	67	John Wittenborn
P	43	Jim Norton

Won 9, Lost 4, Tied 1  
First—Eastern Division (AFL)  
Head Coach: Wally Lemm

### Preseason (0-4)

8/5	KANSAS CITY	.....	9	34
8/12	at Oakland	.....	7	24
8/26	N.Y. Jets (Charlotte, NC)	.....	7	13
9/2	DALLAS	.....	17	30

### Regular Season (9-4-1)

9/9	KANSAS CITY	L	20-25	28,003
9/17	at Buffalo	W	20-3	41,334
9/24	at San Diego	L	3-13	36,032
10/1	DENVER	W	10-6	21,798
10/15	at New York	T	28-28	62,729
10/22	at Kansas City	W	24-19	46,365
10/29	BUFFALO	W	10-3	30,060
11/5	at Boston	L	7-18	19,422
11/12	at Denver	W	20-18	30,392
11/26	BOSTON	W	27-6	28,044
12/3	MIAMI	W	17-14	20,979
12/10	OAKLAND	L	7-19	36,375
12/16	SAN DIEGO	W	24-17	19,870
12/23	at Miami	W	41-10	25,982

### AFL CHAMPIONSHIP GAME

12/31	at Oakland	L	7-40	53,330
-------	------------	---	------	--------

### TEAM STATISTICS

	<i>Hou.</i>	<i>Avg.</i>	<i>Opp.</i>	<i>Avg.</i>
<b>Total Yds.</b>	3503	250.2	4055	289.6
<b>Rush Yds.</b>	2122	151.6	1637	116.9
<b>Pass Yds.</b>	1381	98.6	2418	172.7
<b>Points</b>	258	18.4	199	14.2

### HONORS

#### AFL All-Star Game

Woody Campbell, Miller Farr, Hoyle Granger, Pat Holmes, Jim Norton, Walt Suggs,

Bob Talamini, George Webster

#### All-AFL

Miller Farr, Pat Holmes,

Bob Talamini, George Webster

#### Rookie of Year

George Webster

### OILERS LEADERS

<i>Rushing</i>	Hoyle Granger 236-1194, 6 TD
<i>Receiving</i>	Hoyle Granger 31-300, 3 TD
<i>Passing</i>	Pete Beathard 231-94, 1114 yds. 14 INT, 9 TD
<i>Scoring</i>	John Wittenborn 72, 30 PAT, 14 FG
<i>Punt Ret.</i>	Larry Carwell 9-154, 0 TD
<i>Kick Ret.</i>	Zeke Moore 14-405, 1 TD
<i>Punting</i>	Jim Norton 71-3025, 42.6
<i>Ints.</i>	Miller Farr 10-264, 3 TD

## AMERICAN FOOTBALL LEAGUE

### EASTERN DIVISION

	<i>W</i>	<i>L</i>	<i>T</i>	<i>Pct.</i>
Houston	9	4	1	.692
N.Y. Jets	8	5	1	.615
Buffalo	4	10	0	.286
Miami	4	10	0	.286
Boston Patriots	3	10	1	.231

### WESTERN DIVISION

	<i>W</i>	<i>L</i>	<i>T</i>	<i>Pct.</i>
Oakland	13	1	0	.929
Kansas City	9	5	0	.643
San Diego	8	5	1	.615
Denver	3	11	0	.214

### AFL CHAMPIONSHIP

OAKLAND 40, Houston 7

Front Office

Coaching Staff

Players

Rookies

2007 Season

Records

History

Playoff History

Sidelines

Head Coach: Wally Lemm

Postseason: 0-1

Standings: 1st AFL Eastern

DATE	OPPONENT	SCORE	WL	ATT
Sep. 9	KANSAS CITY	20-25	L	28,003
Sep.17	at Buffalo	20-3	W	41,384
Sep.24	at San Diego	3-13	L	36,032
Oct. 1	DENVER	10-6	W	21,798
Oct.15	at New York	28-28	T	62,729
Oct.22	at Kansas City	24-19	W	46,365
Oct.29	BUFFALO	10-3	L	30,060
Nov. 5	at Boston	7-18	L	19,422
Nov.12	at Denver	20-18	W	30,392
Nov.26	BOSTON	27-6	W	28,044
Dec. 3	MIAMI	17-19	L	20,979
Dec.10	OAKLAND	7-19	L	36,375
Dec.16	SAN DIEGO	24-17	W	19,870
Dec.23	at Miami	41-10	W	25,982
Dec.31	at Oakland	7-40	L	53,330

	OILERS	OPP
TOTAL FIRST DOWNS	207	233
Rushing	111	96
Passing	86	126
Penalty	10	21
3rd Down: Made/Att	--	--
3rd Down Pct.	--	--
4th Down: Made/Att	--	--
4th Down Pct.	--	--
POSSESSION AVG.	34:17	25:43
TOTAL NET YARDS	3503	4055
Avg. Per Game	250.2	289.6
Total Plays	828	910
Avg. Per Pusing	4.2	4.5
NET YARDS RUSHING	2122	1637
Avg. Per Game	151.6	116.9
Total Rushes	476	424
NET YARDS PASSING	1381	2418
Avg. Per Game	98.6	172.7
Sacked/Yards Lost	20/151	25/201
Gross Yards	1532	2619
Att./Comp.	332/145	461/228
Completion Pct.	43.1	49.5
Had Intercepted	20	26
PUNTS/AVERAGE	71/42.6	63/41.0
NET PUNTING AVG.	71/35.5	63/35.0
PENALTIES/YARDS	61/698	59/614
FUMBLES/BALL LOST	1/77	29/13
TOUCHDOWNS	31	18
Rushing	12	7
Passing	11	10
Returns	8	1

BY PERIODS	1	2	3	4	OT	PPTS
Oilers	40	89	65	64	0	258
Opponents	28	56	42	73	0	199

SCORING	TDRU	PA	RT	PAT	FG	S	TP
Wittenborn	0	0	0	0	30/30	14/28	0
Granger	9	6	3	0	0	0	54
Campbell	6	4	2	0	0	0	36
Farr	3	0	0	3	0	0	18
Houston	3	0	0	3	0	0	18
Blanks	2	1	1	0	0	0	12
Bass	1	0	1	0	0	0	6
Beathard LG	1	1	0	0	0	0	6
Beathard TM	1	1	0	0	0	0	6
Frazier	1	0	1	0	0	0	6
Ledbetter TM	1	0	1	0	0	0	6
Moore	1	0	0	1	0	0	6
Norton	1	0	0	1	0	0	6
Reed	1	0	1	0	0	0	6
Taylor	1	0	1	0	0	0	6
Oilers	31	12	11	8	30/30	14/28	0
Opponents	18	7	10	1	14/14	23/42	1

2-point conversions: Oilers 0-1, Opponents 3-4

PASSING	ATT	CMP	PCT	YARDS	YDS/ATT	TD	INT	LG	SK/YDS	RATING
Beathard LG	231	94	40.7	1114	4.82	9	14	43t	15/125	43.8
Beathard TM	229	94	41.0	1114	4.86	9	14	43t	14/111	44.2
Lee TM	72	36	50.0	309	4.29	2	4	53	2/12	47.7
Davis	19	9	47.4	71	3.74	0	2	17	2/10	17.5
Trull TM	11	4	36.4	38	3.45	0	0	16	2/18	46.8
Campbell	1	0	0.0	0	0.00	0	0	0	0/0	39.6
Oilers	332	143	43.1	1532	4.61	11	20	53	20/151	43.1
Opponents	461	228	49.5	2619	5.68	10	26	44t	25/201	50.7

RUSHING	NO	YDS	AVG	LG	TD
Granger	236	1194	5.1	67	6
Campbell	110	511	4.6	42	4
Blanks	66	206	3.1	16	1
Beathard LG	32	133	4.2	23	1
Beathard TM	32	133	4.2	23	1
Hopkins	13	42	3.2	19	0
Davis	5	23	4.6	10	0
Elkins	2	19	9.5	14	0
Lee TM	5	0	0.0	7	0
Burrell	3	-3	-1.0	2	0
Trull TM	3	-7	-2.3	0	0
Norton	1	-7	-7.0	-7	0
Oilers	476	2122	4.5	67	12
Opponents	424	1637	3.9	35	7

RECEIVING	NO	YDS	AVG	LG	TD
Granger	31	300	9.7	43t	3
Frazier	23	253	11.0	53	1
Taylor	18	233	12.9	33	1
Campbell	17	136	8.0	32	2
Burrell	12	193	16.1	20	1
Reed	11	144	13.1	20	1
Blanks	11	93	8.5	39t	1
Bass	5	42	8.4	15	1
Poole	4	55	13.8	18	0
Ledbetter TM	4	43	10.8	16	1
Elkins	3	32	10.7	16	0
Hopkins	3	9	3.0	7	0
Lee TM	1	-1	-1.0	-1	0
Oilers	143	1532	10.7	53	11
Opponents	228	2619	11.5	44t	10

INTERCEPTIONS	NO	YDS	AVG	LG	TD
Farr	10	264	26.4	67	3
Norton	6	73	12.2	26	1
Houston	4	151	37.8	78	2
Hicks	3	122	40.7	62	0
Webster	1	23	23.0	23	0
Underwood	1	8	8.0	8	0
Jancik	1	4	4.0	4	0
Carwell	0	31	--	31	0
Oilers	26	676	26.0	78	6
Opponents	20	156	7.8	32t	1

PUNTING	NO	YDS	AVG	NET	TB	IN	B
Norton	71	3025	42.6	35.5	6	0	58
Oilers	71	3025	42.6	35.5	6	0	58
Opponents	63	2583	41.0	35.0	6	0	71

PUNT RETURNS	NO	FC	YDS	AVG	LG	TD
Carwell	9	4	154	17.1	54	0
Jancik	6	2	19	3.2	19	0
Moore	5	1	82	16.4	46	0
Blanks	0	2	0	--	--	0
Burrell	0	5	0	--	--	0
Oilers	20	14	255	12.8	54	0
Opponents	41	12	383	9.3	52	0

KICKOFF RETURNS	NO	YDS	AVG	LG	TD
Jancik	16	349	21.8	49	0
Moore	14	405	28.9	92t	1
Carwell	8	164	20.5	27	0
Houston	2	40	20.0	24	0
Campbell	1	19	19.0	19	0
Farr	1	17	17.0	17	0
Hopkins	1	26	26.0	26	0
Reed	1	0	0.0	0	0
Oilers	44	1020	23.2	92	1
Opponents	51	950	18.6	37	0

FIELD GOALS	1-19	20-29	30-39	40-49	50+
Wittenborn	2/2	5/5	3/6	4/11	0/4
Oilers	2/2	5/5	3/6	4/11	0/4
Opponents	7/8	1/5	5/9	9/15	1/5

Wittenborn: () (22G, 42G) (31G,52N) (31N,46N,16G) (42N,52N) (45G) (25G) () (41G,15G,51N,44B,57N) (47G,44N,23G) (32N,41N,20G) (46N) (31G) (29G,38N,48N,38G)  
Opponents: (54G,25B) (47G,40N) (14G,42G,38N) (46N,41B,41N,38G,31G) (10G,27G,34B,44N) (40G,13G,39B) (47G,22N) (40G,12G,18G,13B,50N) (36N,29N,43G) (40G,30G,50N,51N) (51N,24N) (12G,46N,32G,31G,45G) (18G) (48G)

**SACKS**  
Oilers 25.0, Opponents 20.0

**TACKLES (Solo, Assists, Total)**  
records not available

### USUAL STARTING LINEUP

**OFFENSE**  
WR Charles Frazier (28)  
LT **Walt Suggs (76)**  
LG **Bob Talamini (61)**  
C Bobby Maples (50)  
RG Sonny Bishop (66)  
RT Glen Ray Hines (78)  
TE Alvin Reed (89)  
WR Ode Burrell (25)  
QB Pete Beathard (11)  
RB **Woody Campbell (35)**  
FB **Hoyle Granger (32)**

**DEFENSE**  
LE **Pat Holmes (79)**  
LT Willie Parker (74)  
RT George Rice (72)  
RE Don Floyd (75)  
LLB **George Webster (90)**  
MLB Garland Boyette (52)  
RLB Olen Underwood (56)  
LCB **Miller Farr (20)**  
RCB W.K. Hicks (33)  
SS Ken Houston (29)  
FS Jim Norton (43)

**SPECIALISTS**  
K John Wittenborn (67)  
P Jim Norton (43)

AFL ALL-STAR GAME  
ALL-AFL



Hoyle Granger



Miller Farr

GM: Don Klosterman; Head Coach: Wally Lemm  
Asst. Coaches: Joe Childress (off. backs), Hugh Devore (WR), F.A. Dry (OL), Bud McFadin (DL), Wayne Robinson (LB), Walt Schlinkman (DB)



## USUAL LINEUP

### Offense

WR	28	Charles Frazier
LT	76	Walt Suggs
LG	61	Bob Talamini
C	50	Bobby Maples
RG	66	Sonny Bishop
RT	78	Glen Ray Hines
TE	81	Bob McLeod
	88	Bob Poole
WR	87	Charlie Hennigan
QB	16	George Blanda
RB	25	Ode Burrell
	42	Sid Blanks
FB	44	Charles Tolar

### Defense

LE	80	Gary Cutsinger
LT	79	Pat Holmes
RT	99	Ernie Ladd
RE	75	Don Floyd
LLB	84	Johnny Baker
MLB	31	Doug Cline
	51	Ron Caveness
RLB	54	John Meyer
LCB	34	Theo Viltz
RCB	33	W.K. Hicks
SS	27	Fred Glick
FS	43	Jim Norton
K	16	George Blanda
P	43	Jim Norton

### OILERS LEADERS

<i>Rushing</i>	Ode Burrell 122-406, 0 TD
<i>Receiving</i>	Charles Frazier 57-1129, 12 TD
<i>Passing</i>	George Blanda 271-122, 1764 yds. 21 INT, 17 TD
<i>Scoring</i>	George Blanda 87, 39 PAT, 16 FG
<i>Punt Ret.</i>	Ode Burrell 8-76, 0 TD
<i>Kick Ret.</i>	Bobby Jancik 34-875, 0 TD
<i>Punting</i>	Jim Norton 69-2908, 42.2 avg.
<i>Ints.</i>	Norton 4-125, 0 TD; Glick 4-47, 0 TD

Won 3, Lost 11  
Fourth (Tied)—Eastern Division (AFL)  
Head Coach: Wally Lemm

### Preseason (1-3)

8/12	OAKLAND	.....	26	17
8/13	N.Y. Jets (Birmingham, AL)	.....	10	16
8/20	Buffalo (Little Rock, AR)	.....	16	28
8/27	at Kansas City	.....	20	31

### Regular Season (3-11)

9/3	DENVER	W	45-7	30,156
9/10	OAKLAND	W	31-0	31,763
9/18	at New York	L	13-52	54,681
9/25	at Buffalo	L	20-27	42,526
10/2	at Denver	L	38-40	27,203
10/16	NEW YORK	W	24-0	30,823
10/23	MIAMI	L	13-20	23,173
10/30	at Kansas City	L	23-48	31,676
11/6	at Oakland	L	23-38	34,102
11/13	at Boston	L	21-27	23,426
11/20	BUFFALO	L	20-42	27,312
12/4	SAN DIEGO	L	22-28	17,569
12/11	BOSTON	L	14-38	17,100
12/18	at Miami	L	28-29	20,045

### TEAM STATISTICS

	<i>Hou.</i>	<i>Avg.</i>	<i>Opp.</i>	<i>Avg.</i>
<b>Total Yds.</b>	4412	315.1	4995	356.8
<b>Rush Yds.</b>	1515	108.2	1833	130.9
<b>Pass Yds.</b>	2897	206.9	3162	225.9
<b>Points</b>	335	23.9	396	28.3

### HONORS

#### AFL All-Star Game

Charlie Frazier, W.K. Hicks, Bob Talamini

## AMERICAN FOOTBALL LEAGUE

### EASTERN DIVISION

	<i>W</i>	<i>L</i>	<i>T</i>	<i>Pct.</i>
Buffalo	9	4	1	.692
Boston Patriots	8	4	2	.677
N.Y. Jets	6	6	2	.500
Houston	3	11	0	.214
Miami	3	11	0	.214

### WESTERN DIVISION

	<i>W</i>	<i>L</i>	<i>T</i>	<i>Pct.</i>
Kansas City	11	2	1	.846
Oakland	8	5	1	.615
San Diego	7	6	1	.538
Denver	4	10	0	.286

### AFL CHAMPIONSHIP

Kansas City 31, BUFFALO 7

Front Office

Coaching Staff

Players

Rookies

2007 Season

Records

History

Playoff History

Sidelines

# 1966 SEASON (3-11)

Head Coach: Wally Lemm

Postseason: 0-0

Standings: 4th AFL Eastern

DATE	OPPONENT	SCORE	WL	ATT
Sep. 3	DENVER	45-7	W	30/156
Sep. 10	OAKLAND	31-0	W	31/763
Sep. 18	at New York	13-52	L	54/681
Sep. 25	at Buffalo	20-27	L	42/526
Oct. 2	at Denver	38-40	L	27/203
Oct. 16	New YORK	24-0	W	30/823
Oct. 23	MIAMI	13-20	L	23/173
Oct. 30	at Kansas City	23-48	L	31/676
Nov. 6	at Oakland	23-38	L	34/102
Nov. 13	at Boston	21-27	L	23/426
Nov. 20	BUFFALO	20-42	L	27/312
Dec. 4	SAN DIEGO	22-28	L	17/569
Dec. 11	BOSTON	14-38	L	17/100
Dec. 18	at Miami	28-29	L	20/045

	OILERS	OPP
TOTAL FIRST DOWNS	246	244
Rushing	76	88
Passing	144	131
Penalty	26	25
3rd Down: Made/Att	-- --	-- --
3rd Down Pct.	-- --	-- --
4th Down: Made/Att	-- --	-- --
4th Down Pct.	-- --	-- --
POSSESSION AVG.	-- --	-- --

TOTAL NET YARDS	4412	4995
Avg. Per Game	315.1	356.8
Total Plays	926	881
Avg. Per Play	4.8	5.7
NET YARDS RUSHING	1515	1833
Avg. Per Game	108.2	130.9
Total Rushes	413	422
NET YARDS PASSING	2897	3162
Avg. Per Game	206.9	225.9
Sacked/Yards Lost	28/271	21/228
Gross Yards	3168	3390
Att./Comp.	485/226	438/209
Completion Pct.	46.6	47.7
Had Intercepted	28	18
PUNTS/AVERAGE	69/42.1	68/40.0
NET PUNTING AVG.	69/37.4	68/35.3
PENALTIES/YARDS	71/682	69/725
FUMBLES/BALL LOST	19/12	25/13
TOUCHDOWNS		
Rushing	41	50
Passing	11	10
Returning	29	35
Returns	1	5

BY PERIODS	1	2	3	4	OTPTS
Oilers	51	107	56	121	0 335
Opponents	54	156	93	93	0 396

SCORING	TDR	PA	RT	PAT	FG	S	P
Blanda	0	0	0	0	39/40	16/30	0 87
Frazier	12	0	12	0	0	0	0 72
Trull	7	7	0	0	0	0	0 42
Burrell	5	0	5	0	0	0	0 30
Elkins	3	0	3	0	0	0	0 18
Hennigan	3	0	3	0	0	0	0 18
Johnson	3	0	3	0	0	0	0 18
McLeod	3	0	3	0	0	0	0 18
Blanks	2	0	2	0	0	0	0 12
Granger	2	1	1	0	0	0	0 12
Cline TM	1	0	0	1	0	0	0 6
Oilers	41	11	29	1	39/40	16/30	0 335
Opponents	50	10	35	5	49/49	15/30	0 396

2-point conversion: Oilers 0-0, Opponents 1-1

RUSHING	NO	YDS	AVG	LG	TD
Burrell	122	406	3.3	45	0
Granger	56	388	6.9	69t	1
Blanks	71	235	3.3	30	0
Johnson	70	226	3.2	28t	3
Trull	38	139	3.7	23t	7
Tolar	46	105	2.3	17	0

PASSING	ATT	CMP	PCT	YARDS	YDS/ATT	TD	INT	LG	SK/YDS	RATING
Blanda	271	122	45.0	1764	6.51	17	21	79t	--	55.3
Trull	172	84	48.8	1200	6.98	10	5	62	--	79.1
Humphrey	32	15	46.9	168	5.25	2	1	32t	--	70.8
Lee	8	4	50.0	27	3.38	0	1	10	--	18.2
Burrell	1	1	100.0	9	9.00	0	0	9	--	104.2
Tolar	1	0	0.0	0	0.00	0	0	0	--	39.6
Oilers	485	226	46.6	3168	6.53	29	28	79t	28/27t	64.0
Opponents	438	209	47.7	3390	7.74	35	18	80t	21/22t	83.6

Stone	6	18	3.0	12	0
Blanda	3	1	0.3	1	0
Lee	1	-3	-3.0	-3	0
Oilers	413	1515	3.7	69t	11
Opponents	422	1833	4.3	77t	10

## RECEIVING

	NO	YDS	AVG	LG	TD
Frazier	57	1129	19.8	79t	12
Burrell	33	400	12.1	34	5
Hennigan	27	313	11.6	26	3
McLeod	23	339	14.7	41	3
Elkins	21	283	13.5	62	3
Blanks	19	234	12.3	42t	2
Tolar	13	68	5.2	14	0
Poole	12	131	10.9	19	0
Granger	12	104	8.7	27t	1
Johnson	8	150	18.8	53	0
Stone	1	17	17.0	17	0
Oilers	226	3168	14.0	79t	29
Opponents	209	3390	16.2	80t	35

## INTERCEPTIONS

	NO	YDS	AVG	LG	TD
Norton	4	125	31.3	56	0
Glick	4	57	14.3	41	0
Hicks	3	12	4.0	12	0
Jancik	2	36	18.0	35	0
Parrish	2	0	0.0	0	0
Cline TM	1	23	23.0	23	0
Caveness	1	6	6.0	6	0
Baker	1	0	0.0	0	0
Oilers	18	259	14.4	56	0
Opponents	28	448	16.0	66t	3

## PUNTING

	NO	YDS	AVG	NET	TB	INT	LG	B
Norton	69	2908	42.1	37.4	3	0	65	0
Oilers	69	2908	42.1	37.4	3	0	65	0
Opponents	68	2720	40.0	35.3	8	0	65	0

## PUNT RETURNS

	NO	FC	YDS	AVG	LG	TD
Jancik	10	6	62	6.2	28	0
Burrell	8	7	78	9.8	29	0
Trammell	5	3	19	3.8	8	0
Oilers	23	16	159	6.9	29	0
Opponents	37	10	269	7.3	42	0

## KICKOFF RETURNS

	NO	YDS	AVG	LG	TD
Jancik	34	875	25.7	53	0
Blanks	21	487	23.2	37	0
Boyette	3	42	14.0	18	0
Trammell	3	63	21.0	26	0
Hayes	2	31	15.5	16	0
Burrell	1	16	16.0	16	0
Oilers	64	1514	23.7	53	0
Opponents	60	1385	23.1	100t	2

## FIELD GOALS

	1-9	20-29	30-39	40-49	50+
Blanda	3/4	0/1	3/7	8/12	2/6
Oilers	3/4	0/1	3/7	8/12	2/6
Opponents	1/1	3/6	4/6	7/13	0/4

Blanda: (12N,45N,38G,39G,38N) (49N,47G) (48G,50G) (55N,47G,35G) (48G) (8G) (44N,16G,43G) (48G,50N) (44G) (34N,48N) (49G,35G) (50N,35N,51G,23B,9G) ( ) (53N)

Opponents: ( ) (41N,48G) (32G) (50N,47G,32G) (35G,31G,25N,46G,52N,46G) (27N,49N) (49N,43G,42G) (29G,47G) (48N,24G) (28G,44G,29N) (47B,50N) (33N) (13G,35N) (50N)

## SACKS

Oilers 21.0, Opponents 28.0

## TACKLES (Solo, Assists, Total)

records not available

## USUAL STARTING LINEUP

### OFFENSE

WR Charles Frazier (28)  
LT Walt Suggs (76)  
LG Bob Talamini (61)  
C Bobby Maples (50)  
RG Sonny Bishop (66)  
RT Glen Ray Hines (78)  
TE Bob McLeod (81)  
Bob Poole (88)  
WR Charlie Hennigan (87)  
QB George Blanda (16)  
RB Ode Burrell (25)  
Sid Blanks (42)  
FB Charles Tolar (44)


### DEFENSE

LT Gary Cutsinger (80)  
LT Pat Holmes (79)  
RT Ernie Ladd (99)  
RE Don Floyd (75)  
MLB Johnny Baker (84)  
LLB Doug Cline (31)  
Ron Caveness (51)  
RLB John Meyer (54)  
RCB Theo Viltz (34)  
RCB W.K. Hicks (33)  
SS Fred Glick (27)  
FS Jim Norton (43)

### SPECIALISTS

K George Blanda (16)  
P Jim Norton (43)

AFL ALL-STAR GAME  
ALL-AFL



Charles Frazier



Jim Norton

Front Office

Coaching Staff

Players

Rookies

2007 Season

Records

History

Playoff History

Sidelines

GM: Don Klosterman; Head Coach: Wally Lemm

Asst. Coaches: Joe Childress (off. backs), Hugh Devore (WR), F.A. Dry (OL), Bud McFadin (DL), Wayne Robinson (LB), Walt Schlinkman (DB)

## USUAL LINEUP

### Offense

WR	28	Charles Frazier
LT	76	Walt Suggs
LG	61	Bob Talamini
C	55	John Frongillo
	56	Wayne Frazier
RG	66	Sonny Bishop
RT	73	Norm Evans
TE	83	Willie Frazier
WR	87	Charlie Hennigan
QB	16	George Blanda
RB	25	Ode Burrell
FB	44	Charles Tolar

### Defense

LE	80	Gary Cutsinger
LT	64	Bud McFadin
	70	Scott Appleton
RT	82	Ed Husmann
RE	75	Don Floyd
LLB	84	Johnny Baker
	50	Bobby Maples
MLB	31	Doug Cline
RLB	85	Danny Brabham
LCB	40	Tony Banfield
RCB	33	W.K. Hicks
SS	43	Jim Norton
FS	27	Fred Glick
	23	Bobby Jancik
K	16	George Blanda
P	43	Jim Norton

### OILERS LEADERS

<i>Rushing</i>	Ode Burrell 130-528, 3 TD
<i>Receiving</i>	Ode Burrell 55-650, 4 TD
<i>Passing</i>	George Blanda 442-186, 2542 yds. 30 INT, 20 TD
<i>Scoring</i>	George Blanda 61, 28 PAT, 11 FG
<i>Punt Ret.</i>	Bobby Jancik 12-85, 0 TD
<i>Kick Ret.</i>	Bobby Jancik 18-430, 0 TD
<i>Punting</i>	Jim Norton 84-3711, 44.2 avg.
<i>Ints.</i>	W. K. Hicks 9-156, 0 TD

### WON 4, LOST 10 Fourth—Eastern Division (AFL) Head Coach: Hugh "Bones" Taylor

#### Preseason (5-0)

8/7	N.Y. Jets (Alexandria, VA)	21	16
8/14	at Buffalo	29	7
8/21	BOSTON	27	6
8/28	Denver (San Antonio, TX)	25	3
9/4	San Diego (Little Rock, AR)	13	10

#### Regular Season (4-10)

9/12	NEW YORK	W	27-21	52,680
9/19	BOSTON	W	31-10	32,445
9/26	at Oakland	L	17-21	18,166
10/3	at San Diego	L	14-31	28,190
10/17	at Denver	L	17-28	32,492
10/24	KANSAS CITY	W	38-36	34,670
10/31	at Buffalo	W	19-17	44,267
11/7	OAKLAND	L	21-33	35,729
11/14	DENVER	L	21-31	28,126
11/21	at New York	L	14-41	55,312
11/28	at Kansas City	L	21-52	16,457
12/5	BUFFALO	L	18-29	23,087
12/12	SAN DIEGO	L	26-37	34,120
12/18	at Boston	L	14-42	14,508

### TEAM STATISTICS

	<i>Hou.</i>	<i>Avg.</i>	<i>Opp.</i>	<i>Avg.</i>
<b>Total Yds.</b>	3988	284.9	5153	368.1
<b>Rush Yds.</b>	1175	83.9	2683	191.6
<b>Pass Yds.</b>	2813	200.9	2470	176.4
<b>Points</b>	298	21.3	429	30.6

### HONORS

#### AFL All-Star Game

Ode Burrell, Charlie  
Hennigan, Bob Talamini  
*All-AFL*  
Willie Frazier, Bob Talamini

## AMERICAN FOOTBALL LEAGUE

### EASTERN DIVISION

	<i>W</i>	<i>L</i>	<i>T</i>	<i>Pct.</i>
Buffalo	10	3	1	.769
N.Y. Jets	5	8	1	.385
Boston Patriots	4	8	2	.333
Houston	4	10	0	.286

### WESTERN DIVISION

	<i>W</i>	<i>L</i>	<i>T</i>	<i>Pct.</i>
San Diego	9	2	3	.818
Oakland	8	5	1	.615
Kansas City	7	5	2	.583
Denver	4	10	0	.286

### AFL CHAMPIONSHIP

Buffalo 23, SAN DIEGO 0

Head Coach: Hugh "Bones" Taylor      Postseason: 0-0      Standings: 4th AFL Eastern

DATE	OPPONENT	SCORE	WL	ATT
Sep.12	NEW YORK	27-21	W	52,680
Sep.19	BOSTON	31-10	W	32,445
Sep.26	at Oakland	17-21	L	18,166
Oct. 3	at San Diego	14-31	L	28,190
Oct. 17	at Denver	17-28	L	32,492
Oct. 24	KANSAS CITY	38-36	W	34,670
Oct.31	at Buffalo	19-17	W	44,267
Nov. 7	OAKLAND	21-33	L	35,729
Nov.14	DENVER	21-31	L	28,126
Nov.21	at New York	14-41	L	55,312
Nov. 28	at Kansas City	21-52	L	16,459
Dec. 5	BUFFALO	18-29	L	23,087
Dec.12	SAN DIEGO	26-37	L	24,120
Dec.18	at Boston	14-42	L	14,508

OILERS		OPP	
TOTAL FIRST DOWNS	227	266	
Rushing	63	128	
Passing	140	110	
Penalty	24	28	
3rd Down: Made/Att	--	--	
3rd Down Pct.	--	--	
4th Down: Made/Att	--	--	
4th Down Pct.	--	--	

POSSESSION AVG.	30:00	--	
TOTAL NET YARDS	3991	--	
Avg. Per Game	285.1	--	
Total Plays	904	--	
Avg. Per Play	4.4	--	

NET YARDS RUSHING	1178	--	
Avg. Per Game	84.1	--	
Total Rushes	323	--	

NET YARDS PASSING	2813	--	
Avg. Per Game	200.9	--	
Sacked/Yards Lost	31/257	--	
Gross Yards	3070	--	
Att./Comp.	550/224	--	
Completion Pct.	40.7	--	
Had Intercepted	35	--	

PUNTS/AVERAGE	85/43.7	--	
NET PUNTING AVG.	85/37.8	--	
PENALTIES/YARDS	76/841	--	
FUMBLES/BALL LOST	22/11	--	

TOUCHDOWNS	37	--	
Rushing	10	--	
Passing	25	--	
Returns	2	--	

BY PERIODS	1	2	3	4	OTPTS
Oilers	51	57	77	113	0 298
Opponents	88	115	65	161	0 429

SCORING	TD	RU	PA	RT	PAT	FG	S	TP
Blanda	0	0	0	0	28/28	11/21	0	61
Wi. Frazier	8	0	8	0			0	48
Burrell	7	3	4	0			0	46
C. Frazier	6	0	6	0			0	36
Spikes	3	3	0	0	6/6	1/2	0	27
Hennigan	4	0	4	0			0	24
Compton	2	0	2	0			0	12
Jackson	2	2	0	0			0	12
Trull	2	2	0	0			0	12
N. Evans	1	0	0	1			0	6
McLeod	1	0	1	0			0	6
Onesti	1	0	0	1			0	6
Oilers	37	10	25	2	34/34	12/23	1	298
Opponents	50	17	27	6	--	--	1	429

2-point conversions:	Burrell 2, Oilers 2-3, Opponents 0-0
----------------------	--------------------------------------

RUSHING	NO	YDS	AVG	LG	TD
Burrell	130	528	4.1	63t	3
Tolar	73	230	3.2	18	0
Spikes	47	173	3.7	20	3
Trull	29	145	5.0	18	2
Jackson	37	85	2.3	7	2

PASSING	ATT	CMP	PCT	YARDS	YDS/ATT	TD	INT	LG	SK/YDS	RATING
Blanda	442	186	42.1	2542	5.75	20	30	95t	--	47.9
Trull	107	38	35.5	528	4.93	5	5	57t	--	48.3
Tolar	1	0	0.0	0	0.00	0	0	0	0	39.6
Oilers	550	224	40.7	3070	5.58	25	35	95t	31/257	47.9

RECEIVING	NO	YDS	AVG	LG	TD
Burrell	55	650	11.8	52t	4
Hennigan	41	578	14.1	53	4
C. Frazier	38	717	18.9	64t	6
Wi. Frazier	37	521	14.1	57t	8
Tolar	25	138	5.5	21	0
McLeod	15	226	15.1	49	1
Spikes	8	57	7.1	17	0
Compton	3	140	46.7	95t	2
Jackson	1	31	31.0	31	0
Weir	1	12	12.0	12	0
Oilers	224	3070	13.7	95t	25

INTERCEPTIONS	NO	YDS	AVG	LG	TD
Hicks	9	156	17.3	31	0
Norton	7	52	7.4	18	0
Jancik	4	90	22.5	36	0
Banfield	3	28	9.3	28	0
Glick	2	18	9.0	18	0
Cutsinger	1	72	72.0	72	0
Maples	1	0	0.0	0	0
Oilers	27	416	15.4	72	0

PUNTING	NO	YDS	AVG	NET	TB	IN	LG	B
Norton	85	3711	43.7	43.7	0	0	65	1
Oilers	85	3711	43.7	43.7	0	0	65	1

PUNT RETURNS	NO	FC	YDS	AVG	LG	TD
Jancik	12	0	85	7.1	25	0
Glick	7	0	44	6.3	13	0
Jaquess	4	0	17	4.3	11	0
Burrell	3	0	39	13.0	33	0
Hicks	1	0	4	4.0	4	0
Weir	1	0	0	0.0	0	0
Oilers	28	0	189	6.8	33	0

KICKOFF RETURNS	NO	YDS	AVG	LG	TD
Jancik	18	430	23.9	43	0
Jaquess	13	280	21.5	69	0
Weir	10	215	21.5	33	0
Burrell	8	202	25.3	38	0
Hicks	7	181	25.9	40	0
Compton	4	68	17.0	30	0
Glick	4	84	21.0	24	0
Kinderman	4	72	18.0	29	0
Spikes	4	41	10.3	15	0
Jackson	2	39	19.5	25	0
Cheeks	1	19	19.0	19	0
Maples	1	15	15.0	15	0
Williams	1	23	23.0	23	0
Oilers	77	1699	21.7	69	0

FIELD GOALS	1-19	20-29	30-39	40-49	50+
Oilers	5-6	1-1	4-7	3-7	0-2

Blanda:	(39G,8G) (36N,36B,45G) (44B, 10G) ( ) (37G) (40N) (31G,30G,13G,8G) ( ) ( ) (23N) (46N,48N) (31B,41G,52N) (51N, 40G) ( )
Spikes:	( ) ( ) ( ) ( ) ( ) (15G) (16N) ( ) ( ) ( ) ( ) ( ) ( )

SACKS	Oilers 22.0 Opponents 31.0
-------	----------------------------

TACKLES (Solo, Assists, Total)	records not available
--------------------------------	-----------------------

## USUAL STARTING LINEUP

**OFFENSE**  
 WR Charles Frazier (28)  
 LT Walt Suggs (76)  
 LG **Bob Talamini (61)**  
 C John Frongillo (55)  
 RT Wayne Frazier (56)  
 RG Sonny Bishop (66)  
 RT Norm Evans (73)  
 TE Willie Frazier (83)  
 WR **Charlie Hennigan (87)**  
 QB George Blanda (16)  
 RB **Ode Burrell (25)**  
 FB Charles Tolar (44)

**DEFENSE**  
 LE Gary Cutsinger (80)  
 LT Bud McFadin (64)  
 RT Scott Appleton (70)  
 RE Ed Husmann (82)  
 RT Don Floyd (75)  
 LLB Johnny Baker (84)  
 RB Bobby Maples (50)  
 MLB Doug Cline (31)  
 RLB Danny Brabham (85)  
 LCB Tony Banfield (40)  
 RCB W.K. Hicks (33)  
 SS Jim Norton (43)  
 FS Fred Glick (27)  
 Bobby Jancik (23)

**SPECIALISTS**  
 K George Blanda (16)  
 P Jim Norton (43)

AFL ALL-STAR GAME  
 ALL AFL



W.K. Hicks



Ode Burrell

Front Office

Coaching Staff

Players

Rookies

2007 Season

Records

History

Playoff History

Sidelines

GM: Carroll Martin; Head Coach: Hugh "Bones" Taylor  
 Asst. Coaches: Sammy Baugh (off. backs), Lou Rymkus (OL), Walt Schlinkman (defense), Joe Spencer (DL)

## USUAL LINEUP

### Offense

WR	28	Charles Frazier
LT	76	Walt Suggs
LG	61	Bob Talamini
C	68	Tom Goode
RG	67	John Wittenborn
RT	66	Sonny Bishop
TE	88	Willard Deweall
	83	Willie Frazier
WR	87	Charlie Hennigan
QB	16	George Blanda
RB	42	Sid Blanks
FB	44	Charles Tolar

### Defense

LE	70	Scott Appleton
LT	64	Bud McFadin
RT	82	Ed Husmann
	70	Scott Appleton
RE	75	Don Floyd
LLB	85	Danny Brabham
MLB	31	Doug Cline
	45	Larry Onesti
RLB	84	Johnny Baker
LCB	47	Pete Jaquess
RCB	23	Bobby Jancik
SS	33	W.K. Hicks
FS	27	Fred Glick
K	16	George Blanda
P	43	Jim Norton

### OILERS LEADERS

<i>Rushing</i>	Sid Blanks 145-756, 6 TD
<i>Receiving</i>	Charles Hennigan 101-1561, 8 TD
<i>Passing</i>	George Blanda 505-262, 3282 yds. 27 INT, 17 TD
<i>Scoring</i>	George Blanda 76, 38 PAT, 13 FG
<i>Punt Ret.</i>	Bobby Jancik 14-220, 1 TD
<i>Kick Ret.</i>	Ode Burrell 17-449, 1 TD
<i>Punting</i>	Jim Norton 54-2273, 42.1 avg.
<i>Ints.</i>	Pete Jaquess 8-141, 1 TD

### Won 4, Lost 10 Fourth—Eastern Division (AFL) Head Coach: Sammy Baugh

#### Preseason (1-4)

8/9	at Boston	.....	38	7
8/15	San Diego (Little Rock, AR)	.....	36	44
8/20	DENVER	.....	20	32
8/29	Oakland (Las Vegas, NV)	.....	20	34
9/3	KANSAS CITY	.....	17	27

#### Regular Season (4-10)

9/12	at San Diego	L	21-27	22,632
9/19	OAKLAND	W	42-28	26,482
9/27	at Denver	W	38-17	22,651
10/4	at Kansas City	L	7-28	22,729
10/11	BUFFALO	L	17-48	26,218
10/17	at New York	L	21-24	32,840
10/25	SAN DIEGO	L	17-20	21,671
11/1	at Buffalo	L	10-24	40,119
11/6	at Boston	L	24-25	28,161
11/15	at Oakland	L	10-20	16,375
11/22	KANSAS CITY	L	19-28	17,782
11/29	BOSTON	L	17-34	17,560
12/13	NEW YORK	W	33-17	16,225
12/20	DENVER	W	34-15	15,839

### TEAM STATISTICS

	<i>Hou.</i>	<i>Avg.</i>	<i>Opp.</i>	<i>Avg.</i>
<b>Total Yds.</b>	4874	348.1	5241	374.4
<b>Rush Yds.</b>	1347	96.2	1961	140.1
<b>Pass Yds.</b>	3527	251.9	3280	234.3
<b>Points</b>	310	22.1	355	25.4

### HONORS

#### AFL All-Star Game

Sid Blanks, Fred Glick,  
Charlie Hennigan, Pete Jaquess, Bob Talamini  
*AFL-AFL*  
Charlie Hennigan

## AMERICAN FOOTBALL LEAGUE

### EASTERN DIVISION

	<i>W</i>	<i>L</i>	<i>T</i>	<i>Pct.</i>
Buffalo	12	2	0	.857
Boston Patriots	10	3	1	.769
N.Y. Jets	5	8	1	.385
Houston	4	10	0	.286

### WESTERN DIVISION

	<i>W</i>	<i>L</i>	<i>T</i>	<i>Pct.</i>
San Diego	8	5	1	.615
Kansas City	7	7	0	.500
Oakland	5	7	2	.417
Denver	2	11	1	.154

### AFL CHAMPIONSHIP

BUFFALO 20, San Diego 7

Head Coach: Sammy Baugh

Postseason: 0-0

Standings: 4th AFL Eastern

DATE	OPPONENT	SCORE	WL	ATT
Sep.12	at San Diego	21-27	L	22,632
Sep.19	OAKLAND	42-28	W	26,482
Sep.27	at Denver	38-17	W	22,651
Oct. 4	at Kansas City	7-28	L	22,277
Oct.11	BUFFALO	17-48	L	26,218
Oct.17	at New York	21-24	L	32,840
Oct.25	SAN DIEGO	17-20	L	21,671
Nov. 1	at Buffalo	10-24	L	40,119
Nov. 6	at Boston	24-25	L	28,161
Nov.15	at Oakland	10-20	L	16,375
Nov.22	KANSAS CITY	19-28	L	17,782
Nov.29	BOSTON	17-34	L	17,560
Dec.13	NEW YORK	33-17	W	16,225
Dec.20	DENVER	34-15	W	15,839

OILERS		OPP
TOTAL FIRST DOWNS		284
Rushing		80
Passing		186
Penalty		18
3rd Down: Made/Att		--
3rd Down Pct.		--
4th Down: Made/Att		--
4th Down Pct.		--
POSSESSION AVG.		--
TOTAL NET YARDS		4874
Avg. Per Game		348.1
Total Plays		942
Avg. Per Play		5.2
NET YARDS RUSHING		1347
Avg. Per Game		96.2
Total Rushes		327
NET YARDS PASSING		3527
Avg. Per Game		251.9
Sacked/Yards Lost		23/207
Gross Yards		3734
Att./Comp.		592/299
Completion Pct.		50.5
Had Intercepted		29
PUNTS/AVERAGE		55/41.2
NET PUNTING AVG.		55/35.9
PENALTIES/YARDS		70/683
FUMBLES/BALL LOST		24/15
TOUCHDOWNS		39
Rushing		14
Passing		19
Returns		6

BY PERIODS	1	2	3	4	OTPTS
Oilers	96	80	73	61	0 310
Opponents	73	130	62	90	0 355

SCORING	TDR	RU	PA	RT	PAT	FG	S	TP
Blanda	0	0	0	0	37/38	13/29	0	76
Hennigan	8	0	8	0				0 48
Blanks	7	6	1	0				0 42
Dewveall	4	0	4	0				0 24
Tolar	4	4	0	0				0 24
Jackson TM	3	3	0	0				0 18
W. Frazier	2	0	2	0				0 12
McLeod	2	0	2	0				0 12
Baker	1	0	1	0				0 6
Burrell	1	0	1	0				0 6
Craig	1	0	1	0				0 6
Floyd	1	0	1	0				0 6
C. Frazier	1	0	1	0				0 6
Dalton Hoffman	1	0	0	0				0 6
Jancik	1	0	0	1				0 6
Jaquess	1	0	0	1				0 6
Nelson	1	0	0	1				0 6
Oilers	39	14	19	6	37/38	13/29	0	310
Opponents	45	18	24	3	--	--	0	355

2-point conversions: Oilers 0-1 Opponents 0-0

PASSING	ATT	CMP	PCT	YARDS	YDS/ATT	TD	INT	LG	SK/YDS	RATING
Blanda	505	262	51.9	3287	6.51	17	27	80t	--	61.4
Trull	86	36	41.9	439	5.10	1	2	36	--	52.4
Blanks	1	1	1.00	8	8.00	1	0	8t	--	139.6
Oilers	592	299	50.5	3734	6.31	19	29	80t	23/207	60.7

RUSHING	NO	YDS	AVG	LG	TD
Blanks	145	756	5.2	91t	6
Tolar	139	515	3.7	40t	4
Trull	12	42	3.5	15	0
Smith	8	16	2.0	8	0
Jackson TM	8	11	1.4	5	3
Burrell	8	10	1.3	5	0
Dalton Hoffman	2	3	1.5	2	1
Blanda	4	-2	-0.5	6	0
C. Frazier	1	-4	-4.0	-4	0
Oilers	327	1347	4.1	91t	14

RECEIVING	NO	YDS	AVG	LG	TD
Hennigan	101	1546	15.3	53t	8
Blanks	56	497	8.9	45	1
Dewveall	38	552	15.5	60t	4
Tolar	35	244	7.0	52	0
C. Frazier	29	404	13.9	46	1
W. Frazier	11	227	20.6	80t	2
McLeod	8	81	10.1	20	2
Smith	7	38	5.4	15	0
Burrell	5	73	14.6	36	0
Craig	4	46	11.5	25	1
Baker	2	18	9.0	10	0
Jancik	1	14	14.0	14	0
Dalton Hoffman	1	1	1.0	1	0
Bishop	1	0	0.0	0	0
Blanda	0	-7	--	-7	0
Oilers	299	3734	12.5	80t	19

INTERCEPTIONS	NO	YDS	AVG	LG	TD
Jaquess	8	141	17.6	98t	1
Hicks	5	89	17.8	62	0
Glick	5	54	10.8	27	0
Jancik	3	16	5.3	16	0
Norton	2	31	15.5	31	0
Odum	2	22	11.0	22	0
Appleton	2	11	5.5	11	0
Nelson	1	45	45.0	45t	1
Baker	1	17	17.0	17	1
Rieves	1	3	3.0	3	0
Floyd	0	8	--	8	0
Oilers	30	437	14.6	98t	3

PUNTING	NO	YDS	AVG	NET	TB	IN	LG	B
Norton	55	2267	41.2	41.2	0	0	79	2
Oilers	55	2267	41.2	35.9	0	0	79	2

PUNT RETURNS	NO	FC	YDS	AVG	LG	TD
Jancik	12	0	220	18.3	82t	1
Glick	6	0	32	5.3	12	0
Burrell	1	0	0	0.0	0	0
Oilers	19	0	252	13.3	82t	1

KICKOFF RETURNS	NO	YDS	AVG	LG	TD
Jancik	21	488	23.2	42	0
Burrell	17	449	26.4	93t	1
Nelson	13	304	23.4	47	0
Blanks	9	207	23.0	32	0
Dalton Hoffman	2	52	26.0	30	0
Jackson TM	2	32	16.0	18	0
W. Frazier	1	0	0.0	0	0
Glick	1	27	27.0	27	0
Oilers	66	1559	23.6	93t	1

FIELD GOALS	1-19	20-29	30-39	40-49	50+
Oilers	3/4	3/7	3/4	4/12	0/2

Blanda: (45B) ( ) (43G) ( ) (16N,47G) ( ) (26N,27N,36G) (49N,50N,37N,49G) (46N, 23N,10G) (49N,21N,40B,11G) (21G,31G) (49N,41N,49G) (49N,20G,31G) (51N,26G, 18G)

SACKS
Oilers 25.0 Opponents 23.0

TACKLES (Solo, Assists, Total) records not available

USUAL STARTING LINEUP	
<b>OFFENSE</b>	
WR	Charles Frazier (28)
LT	Walt Suggs (76)
LG	Bob Talamini (61)
C	Tom Goode (68)
RG	John Wittenborn (67)
RT	Sonny Bishop (66)
TE	Willard Dewveall (88)
	Willie Frazier (83)
QB	Charlie Hennigan (87)
WR	George Blanda (16)
RB	Sid Blanks (42)
FB	Charles Tolar (44)
<b>DEFENSE</b>	
LE	Scott Appleton (70)
LT	Bud McFadin (64)
RT	Ed Husmann (87)
	Scott Appleton (70)
RE	Don Floyd (75)
LLB	Danny Brabham (85)
MLB	Doug Cline (31)
	Larry Onesti (45)
RLB	Johnny Baker (84)
LCB	Pete Jaquess (47)
RCB	Bobby Jancik (23)
SS	W.K. Hicks (33)
FS	Fred Glick (27)
<b>SPECIALISTS</b>	
K	George Blanda (16)
P	Jim Norton (43)
AFL ALL-STAR GAME	
ALL-AFL	



Charles Hennigan



Pete Jaquess

GM: Carroll Martin; Head Coach: Sammy Baugh  
Asst. Coaches: W.F. "Red" Conkright (ends), Joe Spencer (DL), John Steber (OL), Hugh "Bones" Taylor (DB)

Front Office  
Coaching Staff  
Players  
Rookies  
2007 Season  
Records  
History  
Playoff History  
Sidelines

## USUAL LINEUP

### Offense

WR	88	Willard Dewveall
LT	76	Walt Suggs
LG	61	Bob Talamini
C	52	Bob Schmidt
RG	63	Hogan Wharton
RT	77	Rich Michael
TE	81	Bob McLeod
WR	87	Charlie Hennigan
QB	16	George Blanda
RB	20	Billy Cannon
FB	44	Charles Tolar

### Defense

LE	80	Gary Cutsinger
LT	74	Dudley Meredith
RT	82	Ed Husmann
RE	75	Don Floyd
LLB	31	Doug Cline
MLB	33	Gene Babb
RLB	30	Mike Dukes
LCB	40	Tony Banfield
RCB	23	Bobby Jancik
SS	43	Jim Norton
FS	27	Fred Glick

K	16	George Blanda
P	43	Jim Norton

*Won 6, Lost 8*  
**Third—Eastern Division (AFL)**  
**Head Coach: Frank "Pop" Ivy**

### Preseason (3-2)

8/3	at Denver	.....	10	27
8/9	N.Y. Jets (Shreveport, LA)	.....	17	0
8/14	Boston (Lowell, MA)	.....	21	20
8/22	SAN DIEGO	.....	3	21
8/31	Kansas City (Wichita, KS)	.....	23	17

### Regular Season (6-8)

9/7	OAKLAND	L	13-24	24,749
9/14	DENVER	W	20-14	23,147
9/22	at New York	L	17-24	9,336
9/28	at Buffalo	W	31-20	32,340
10/6	at Kansas City	L	7-28	27,801
10/13	at Denver	W	33-24	24,087
10/20	BUFFALO	W	28-14	23,948
10/27	KANSAS CITY	W	28-7	26,331
11/1	at Boston	L	3-45	31,185
11/10	NEW YORK	W	31-27	23,615
12/1	at San Diego	L	0-27	31,713
12/8	BOSTON	L	28-46	23,042
12/15	SAN DIEGO	L	14-20	18,540
12/22	at Oakland	L	49-52	17,401

### TEAM STATISTICS

	<i>Hou.</i>	<i>Avg.</i>	<i>Opp.</i>	<i>Avg.</i>
<b>Total Yds.</b>	4432	316.6	4316	308.3
<b>Rush Yds.</b>	1210	86.4	1710	122.1
<b>Pass Yds.</b>	3222	230.1	2606	186.1
<b>Points</b>	302	215.6	372	26.6

### HONORS

#### AFL All-Star Game

Tony Banfield, George Blanda, Fred Glick, Charlie Hennigan, Ed Husmann, Rich Michael, Jim Norton, Bob Schmidt, Bob Talamini

#### All-AFL

Tony Banfield, Fred Glick, Bob Talamini

### OILERS LEADERS

<i>Rushing</i>	Charles Tolar 194-659, 3 TD
<i>Receiving</i>	Charles Hennigan 61-1051, 10 TD
<i>Passing</i>	George Blanda 423-224, 3003 yds. 25 INT, 24 TD
<i>Scoring</i>	George Blanda 64, 37 PAT, 9 FG
<i>Punt Ret.</i>	Bobby Jancik 13-145, 0 TD
<i>Kick Ret.</i>	Bobby Jancik 45-1315, 0 TD
<i>Punting</i>	Jim Norton 65-2792, 43.0 avg.
<i>Ints.</i>	Fred Glick 12-180, 1 TD

## AMERICAN FOOTBALL LEAGUE

### EASTERN DIVISION

	<i>W</i>	<i>L</i>	<i>T</i>	<i>Pct.</i>
Boston Patriots	7	6	1	.538
Buffalo	7	6	1	.538
Houston	6	8	0	.429
N.Y. Jets	5	8	1	.385

### WESTERN DIVISION

	<i>W</i>	<i>L</i>	<i>T</i>	<i>Pct.</i>
San Diego	11	3	0	.786
Oakland	10	4	0	.714
Kansas City	5	7	2	.417
Denver	2	11	1	.154

### EASTERN DIVISION PLAYOFF

Boston Patriots 26, BUFFALO 8

### AFL CHAMPIONSHIP

SAN DIEGO 51, Boston Patriots 10

Head Coach: Frank "Pop" Ivy

Postseason: 0-0

Standings: 3rd AFL Eastern

DATE	OPPONENT	SCORE	W/L	ATT
Sep. 7	OAKLAND	13-24	L	24,749
Sep.14	DENVER	20-14	W	22,855
Sep.22	at New York	17-24	L	9,336
Sep.28	at Buffalo	31-20	W	32,340
Oct. 6	at Kansas City	7-28	L	27,801
Oct.13	at Denver	33-24	W	24,087
Oct.20	BUFFALO	28-14	W	23,948
Oct. 27	KANSAS CITY	28-7	W	26,331
Nov. 1	at Boston	3-45	L	31,185
Nov.10	NEW YORK	31-27	W	23,615
Dec. 1	at San Diego	0-27	L	31,713
Dec. 8	BOSTON	28-46	L	23,462
Dec.15	SAN DIEGO	14-20	L	18,540
Dec.22	at Oakland	49-52	L	17,401

	OILERS	OPP
TOTAL FIRST DOWNS	254	256
Rushing	68	117
Passing	169	121
Penalty	17	18
3rd Down: Made/Att	--	--
3rd Down Pct.	--	--
4th Down: Made/Att	--	--
4th Down Pct.	--	--
POSSESSION AVG.	--	--
TOTAL NET YARDS	4432	--
Avg. Per Game	316.6	--
Total Plays	870	--
Avg. Per Play	5.1	--
NET YARDS RUSHING	1210	--
Avg. Per Game	86.4	--
Total Rushes	341	--
NET YARDS PASSING	3222	--
Avg. Per Game	230.1	--
Sacked/Yards Lost	28/256	--
Gross Yards	3478	--
Att./Comp.	501/261	--
Completion Pct.	52.1	--
Had Intercepted	33	--
PUNTS/AVERAGE	65/43.0	--
NET PUNTING AVG.	65/43.0	--
PENALTIES/YARDS	58/565	--
FUMBLES/BALL LOST	35/24	--
TOUCHDOWNS	39	--
Rushing	11	--
Passing	26	--
Returns	2	--

BY PERIODS	1	2	3	4	OT	PTS
Oilers	72	102	72	56	0	302
Opponents	79	138	61	94	0	372

SCORING	TD	RU	PA	RT	PAT	FG	S	TP
Blanda	0	0	0	0	39-39	9-24	0	66
Hennigan	10	0	10	0	0	0	0	60
Dewveall	7	0	7	0	0	0	0	42
McLeod	5	0	5	0	0	0	0	30
Smith	5	3	2	0	0	0	0	30
Tobin	5	4	1	0	0	0	0	30
Tolar	3	3	0	0	0	0	0	18
Dickinson LG1	1	0	0	0	0	0	0	6
Dickinson TM1	1	0	0	0	0	0	0	6
Frazier	1	0	1	0	0	0	0	6
Glick	1	0	0	1	0	0	0	6
Johnston	1	0	0	1	0	0	0	6
Oilers	39	11	26	2	39/39	9/24	1	302
Opponents	47	12	24	11	--	--	--	1 372

2-point conversions: Oilers 0-0 Opponents 0-0

RUSHING	NO	YDS	AVG	LG	TD
Tolar	194	659	3.4	33	3
Tobin	75	271	3.6	32	4
Smith	50	202	4.0	16	3
Cannon	13	45	3.5	12	0
Dickinson LG	6	32	5.3	13	1

PASSING	ATT	CMP	PCT	YARDS	YDS/ATT	TD	INT	LG	SK/YDS	RATING
Blanda	423	224	53.0	3003	7.10	24	25	80t	--	70.1
Lee	75	37	49.3	475	6.33	2	8	38	--	38.9
Smith	2	0	0.0	0	0.0	0	0	0	--	39.6
Cannon	1	0	0.0	0	0.0	0	0	0	--	39.6
Oilers	501	261	52.1	3478	6.94	26	33	80t	28/256	64.3

GM/Head Coach: Frank "Pop" Ivy  
 Asst. Coaches: Neill Armstrong (defense), W.F. "Red" Conkright (ends), Walt Schlinkman (offense), Joe Spencer (line)

	1	1	1.0	1t	1
Dickinson TM	1	15	15.0	15	0
Lee	2	9	4.5	8	0
Babb	1	7	7.0	7	0
Blanda	4	1	0.3	7	0
Oilers	341	1210	3.5	33	11

RECEIVING	NO	YDS	AVG	LG	TD
Hennigan	61	1051	17.2	68	10
Dewveall	58	752	13.0	35	7
Tolar	41	275	6.7	33	0
McLeod	33	530	16.1	38	5
Smith	24	270	11.3	36	2
Frazier	16	279	17.4	80t	1
Tobin	13	173	13.3	33t	1
Dickinson LG	6	57	9.5	18	0
Dickinson TM	5	48	9.6	18	0
Kerbow	5	61	12.2	30	0
Cannon	5	39	7.8	12	0
Oilers	261	3478	13.3	80t	26

INTERCEPTIONS	NO	YDS	AVG	LG	TD
Glick	12	180	15.0	45	1
Banfield	7	21	3.0	14	0
Norton	6	86	14.3	37	0
Jancik	3	31	10.3	19	0
Cline	3	16	5.3	9	0
Babb	2	24	12.0	18	0
Johnston	1	90	90.0	90t	1
Dukes	1	4	4.0	4	0
Brabham	1	1	1.0	1	0
Oilers	36	453	12.6	90t	2

PUNTING	NO	YDS	AVG	NET	TB	IN	LG	B
Norton	65	2792	43.0	43.0	0	0	68	0
Oilers	65	2792	43.0	43.0	0	0	68	0

PUNT RETURNS	NO	FC	YDS	AVG	LG	TD
Glick	19	0	171	9.0	22	0
Jancik	13	0	145	11.2	56	0
Oilers	32	0	316	9.9	56	0

KICKOFF RETURNS	NO	YDS	AVG	LG	TD
Jancik	45	1317	29.3	53	0
Glick	20	451	22.6	43	0
Cannon	2	39	19.5	20	0
Michael	1	3	3.0	3	0
Tobin	1	10	10.0	10	0
Tolar	1	4	4.0	4	0
Oilers	70	1824	26.1	53	0

FIELD GOALS	1-19	20-29	30-39	40-49	50+
Oilers	1/2	1/3	4/8	3/8	0/3

B l a n d a : ( 3 0 G , 4 6 G , 3 2 N , 4 2 N )  
 (18G,48G,52N,51N,28N,52N) (44N,37G)  
 (28G) (37N) (38G,48B,12N) () (26N) (46G)  
 (47N,32G) (48B,37N) () (35N) ()

Opponents: records not available

TACKLES (Solo, Assists, Total)  
 records not available

USUAL STARTING LINEUP

**OFFENSE**

WR Willard Dewveall (88)  
 LT Walt Suggs (76)  
**LG Bob Talamini (61)**  
**C Bob Schmidt (52)**  
 RG Hogan Wharton (63)  
 RT Rich Michael (77)  
 TE Bob McLeod (61)  
**QB Charlie Hennigan (87)**  
**WR George Blanda (16)**  
 RB Billy Cannon (20)  
 FB Charles Tolar (44)

**DEFENSE**

LE Gary Cutsinger (80)  
 LT Dudley Meredith (74)  
 RE Ed Husmann (82)  
 RE Doug Floyd (75)  
 LLB Doug Cline (31)  
 MLB Gene Babb (33)  
 RLB Mike Dukes (30)  
**LCB Tony Banfield (40)**  
 RCB Bobby Jancik (23)  
**SS Jim Norton (43)**  
**FS Fred Glick (27)**

**SPECIALISTS**

**K George Blanda (16)**  
**P Jim Norton (43)**

AFL ALL-STAR GAME  
 ALL-AFL



Fred Glick



Charles Hennigan

Front Office  
 Coaching Staff  
 Players  
 Rookies  
 2007 Season  
 Records  
 History  
 Playoff History  
 Sidelines



## USUAL LINEUP

### Offense

WR	88	Willard Dewveall
LT	70	Al Jamison
LG	61	Bob Talamini
C	52	Bob Schmidt
RG	63	Hogan Wharton
RT	77	Rich Michael
TE	81	Bob McLeod
WR	87	Charlie Hennigan
QB	16	George Blanda
RB	20	Billy Cannon
FB	44	Charles Tolar

### Defense

LE	80	Gary Cutsinger
LT	78	Ed Culpepper
RT	82	Ed Husmann
RE	75	Don Floyd
LLB	31	Doug Cline
MLB	33	Gene Babb
RLB	30	Mike Dukes
LCB	40	Tony Banfield
RCB	41	Mark Johnston
SS	23	Bobby Jancik
SS	43	Jim Norton
FS	27	Fred Glick

K	16	George Blanda
P	43	Jim Norton

### OILERS LEADERS

<i>Rushing</i>	Charles Tolar 244-1012, 7 TD
<i>Receiving</i>	Charles Hennigan 54-867, 8 TD
<i>Passing</i>	George Blanda 418-197, 2810 yds. 42 INT, 27 TD
<i>Scoring</i>	George Blanda 81, 48 PAT, 11 FG
<i>Punt Ret.</i>	Bobby Jancik 14-164, 0 TD
<i>Kick Ret.</i>	Bobby Jancik 24-726, 0 TD
<i>Punting</i>	Jim Norton 55-2298, 41.7 avg.
<i>Ints.</i>	Jim Norton 8-75, 0 TD

Won 11, Lost 3  
First—Eastern Division (AFL)  
Head Coach: Frank "Pop" Ivy

### Preseason (4-1)

8/4	N.Y.TITANS	.....	33	27
8/10	Denver (Atlanta, GA)	.....	33	17
8/18	Boston (New Orleans, LA)	.....	20	10
8/23	Buffalo (Mobile, AL)	.....	14	21
8/31	Dallas (Miami, FL)	.....	34	31

### Regular Season (11-3)

9/9	at Buffalo	W	28-23	31,236
9/16	at Boston	L	21-34	32,276
9/23	at San Diego	W	42-17	28,061
10/7	BUFFALO	W	17-14	26,350
10/14	NEW YORK	W	56-17	20,650
10/21	at Denver	L	10-20	34,496
10/28	DALLAS	L	7-31	31,750
11/4	at Dallas	W	14-6	29,017
11/11	at Oakland	W	28-20	11,000
11/18	BOSTON	W	21-17	35,250
11/25	SAN DIEGO	W	33-27	28,235
12/2	DENVER	W	34-17	30,650
12/9	OAKLAND	W	32-17	27,400
12/15	at New York	W	44-10	8,167

### AFL CHAMPIONSHIP GAME

12/23	DALLAS	L	17-20*	37,981
-------	--------	---	--------	--------

\* overtime

### TEAM STATISTICS

	<i>Hou.</i>	<i>Avg.</i>	<i>Opp.</i>	<i>Avg.</i>
<b>Total Yds.</b>	4971	355.1	4130	295.0
<b>Rush Yds.</b>	1742	124.4	1569	112.1
<b>Pass Yds.</b>	3229	230.6	2561	182.9
<b>Points</b>	387	27.6	270	19.3

### HONORS

#### AFL All-Star Game

Tony Banfield, George Blanda,  
Willard Dewveall, Don Floyd, Fred Glick, Charlie  
Hennigan, Ed Husmann, Al Jamison,  
Rich Michael, Jim Norton, Bob Schmidt,  
Bob Talamini, Charlie Tolar

#### All-AFL

Tony Banfield, Don Floyd, Charlie Hennigan,  
Ed Husmann, Al Jamison

## AMERICAN FOOTBALL LEAGUE

### EASTERN DIVISION

	<i>W</i>	<i>L</i>	<i>T</i>	<i>Pct.</i>
Houston	11	3	0	.786
Boston Patriots	9	4	1	.692
Buffalo	7	6	1	.538
N.Y.Titans	5	9	0	.357

### WESTERN DIVISION

	<i>W</i>	<i>L</i>	<i>T</i>	<i>Pct.</i>
Dallas Texans	11	3	0	.786
Denver	7	7	0	.500
San Diego	4	10	0	.286
Oakland	1	13	0	.071

### AFL CHAMPIONSHIP

Dallas Texans 20, HOUSTON 17 (OT)

Head Coach: Frank "Pop" Ivy

Postseason: 0-1

Standings: 1st AFL Eastern

DATE	OPPONENT	SCORE	W/L	ATT
Sep.9	at Buffalo	28-23	W	31,236
Sep.16	at Boston	21-34	L	32,276
Sep.23	at San Diego	42-17	W	28,061
Oct.7	BUFFALO	17-14	W	26,350
Oct.14	NEW YORK	56-17	W	20,650
Oct.21	at Denver	10-20	L	34,496
Oct.28	DALLAS	7-31	L	31,750
Nov.4	at Dallas	14-6	W	29,017
Nov.11	at Oakland	28-20	W	11,000
Nov.18	BOSTON	21-17	W	35,250
Nov.25	SAN DIEGO	33-27	W	28,235
Dec.2	DENVER	34-17	W	30,650
Dec.9	OAKLAND	32-17	W	27,400
Dec.15	at New York	44-10	W	8,167
Dec. 23	DALLAS	17-20*	L	37,981

	OILERS	OPP
TOTAL FIRST DOWNS	266	217
Rushing	95	75
Passing	157	126
Penalty	14	16
3rd Down: Made/Att	--	--
3rd Down Pct.	--	--
4th Down: Made/Att	--	--
4th Down Pct.	--	--
POSSESSION AVG.	--	--
TOTAL NET YARDS	4971	--
Avg. Per Game	355.1	--
Total Plays	943	--
Avg. Per Play	5.3	--
NET YARDS RUSHING	1742	--
Avg. Per Game	124.4	--
Total Rushes	457	--
NET YARDS PASSING	3229	--
Avg. Per Game	230.6	--
Sacked/Yards Lost	11/94	--
Gross Yards	3323	--
Att./Comp.	475/227	--
Completion Pct.	47.8	--
Had Intercepted	48	--
PUNTS/AVERAGE	56/41.0	--
NET PUNTING AVG.	56/41.0	--
PENALTIES/YARDS	63/633	--
FUMBLES/BALL LOST	17/9	--
TOUCHDOWNS	50	--
Rushing	15	--
Passing	32	--
Returns	3	--

BY PERIODS	1	2	3	4	OTPTS
Oilers	93	119	98	77	0 387
Opponents	79	87	47	57	0 270

SCORING	TD	PA	RT	PAT	FG	S	TP
Blanda	0	0	0	0	48/49	11/26	0 81
Cannon	13	7	6	0	0	0	0 80
Hennigan	8	0	8	0	0	0	0 48
Tolar	8	7	1	0	0	0	0 48
McLeod	6	0	6	0	0	0	0 36
Dewveall	5	0	5	0	0	0	0 30
Groman	3	0	3	0	0	0	0 18
Smith	3	1	2	0	0	0	0 18
Babb	1	0	0	1	0	0	0 6
Banfield	1	0	0	1	0	0	0 6
Floyd	1	0	0	1	0	0	0 6
Frazier	1	0	1	0	0	0	0 6
Oilers	50	15	32	3	48/49	11/26	2 387
Opponents	33	10	18	5	--	--	0 270

2-point conversions: Oilers 0-0 Opponents 0-0

RUSHING	NO	YDS	AVG	LG	TD
Tolar	244	1012	4.1	25	7
Cannon	147	474	3.2	64	7
Smith	56	249	4.4	41	1
Blanda	3	6	2.0	10	0
Lee	4	1	0.3	4	0
Babb	3	0	0.0	2	0
Oilers	457	1742	3.8	64	15

RECEIVING	NO	YDS	AVG	LG	TD
Hennigan	54	867	16.1	78	8
McLeod	33	578	17.5	55	6
Dewveall	33	576	17.5	98	5
Cannon	32	451	14.1	60	6
Tolar	30	251	8.4	35	1
Groman	21	328	15.6	54	3
Smith	17	117	6.9	29	2
Frazier	7	155	22.1	73	1
Oilers	227	3323	14.6	98	32

INTERCEPTIONS	NO	YDS	AVG	LG	TD
Norton	8	75	9.4	36	0
Banfield	6	17	2.8	11	0
Floyd	4	50	12.5	28	1
Johnston	4	31	7.8	27	0
Glick	3	53	17.7	31	0
Jancik	2	33	16.5	33	0
Babb	2	31	15.5	31	0
Cline	2	14	7.0	14	0
Dukes	2	11	5.5	6	0
Suci	1	22	22.0	22	0
Cutsinger	1	3	3.0	3	0
Oilers	35	340	9.7	36	2

PUNTING	NO	YDS	AVG	NET	TB	INT	LG	B
Norton	56	2298	41.0	41.0	0	0	64	1
Oilers	56	2298	41.0	41.0	0	0	64	1

PUNT RETURNS	NO	FC	YDS	AVG	LG	TD
Jancik	14	0	116	8.3	21	0
Click	12	0	79	6.6	17	0
Banfield	2	0	71	35.5	50	1
Oilers	28	0	266	9.5	50	1

KICKOFF RETURNS	NO	YDS	AVG	LG	TD
Jancik	24	726	30.3	61	0
Cannon	18	442	24.6	38	0
Smith	2	37	18.5	23	0
Tolar	2	18	9.0	18	0
Glick	1	22	22.0	22	0
McLeod	1	0	0.0	0	0
Oilers	48	1245	25.9	61	0

FIELD GOALS	1-19	20-29	30-39	40-49	50+
Oilers	5/7	2/4	2/4	1/7	1/4

Blanda: (29N,45N,48N) (51N,10N) (47N) (N,16G,37N) (47N) (18G) (I) (34N,47B) (50N) (I) (50N,42G,22G,39G,26N) (16G,20G) (54G,14G,11G) (30G,46N)

SACKS  
Opponents 11.0

TACKLES (Solo, Assists, Total)  
records not available

## USUAL STARTING LINEUP

**OFFENSE**  
WR Willard Dewveall (88)  
LT Al Jamison (70)  
LG Bob Talamini (61)  
C Bob Schmidt (52)  
RG Hogan Wharton (63)  
RT Rich Michael (77)  
TE Bob McLeod (81)  
WR Charlie Hennigan (87)  
QB George Blanda (16)  
RB Billy Cannon (20)  
FB Charles Tolar (44)

**DEFENSE**  
LE Gary Cutsinger (80)  
LT Ed Cutpepper (78)  
RT Ed Husmann (82)  
RE Don Floyd (75)  
LLB Doug Cline (31)  
MLB Gene Babb (33)  
RLB Mike Dukes (30)  
LCB Tony Banfield (40)  
RCB Mark Johnston (23)  
Bobby Jancik (41)  
SS Jim Norton (43)  
FS Fred Glick (27)

**SPECIALISTS**  
K George Blanda (16)  
P Jim Norton (43)

AFL ALL-STAR GAME  
ALL-AFL



Charles Tolar



Jim Norton

Front Office

Coaching Staff

Players

Rookies

2007 Season

Records

History

Playoff History

Sidelines

GM: Don Suman; Head Coach: Frank "Pop" Ivy  
Asst. Coaches: Neill Armstrong (defense), Walt Schlinkman (offense), Joe Spencer (line)

## USUAL LINEUP

### Offense

WR	89	Bill Groman
LT	70	Al Jamison
LG	61	Bob Talamini
C	52	Bob Schmidt
RG	63	Hogan Wharton
RT	77	Rich Michael
TE	86	John White
	81	Bob McLeod
WR	87	Charlie Hennigan
QB	16	George Blanda
RB	20	Billy Cannon
FB	44	Charles Tolar

### Defense

LE	80	Dalva Allen
LT	79	Orville Trask
RT	82	Ed Husmann
RE	75	Don Floyd
LLB	31	Doug Cline
MLB	50	Dennit Morris
RLB	30	Mike Dukes
LCB	40	Tony Banfield
RCB	41	Mark Johnston
SS	43	Jim Norton
FS	27	Fred Glick

K	16	George Blanda
P	43	Jim Norton

### OILERS LEADERS

<i>Rushing</i>	Billy Cannon 200-948, 6 TD
<i>Receiving</i>	Charles Hennigan 82-1746, 12 TD
<i>Passing</i>	George Blanda 362-187, 3330 yds. 22 INT, 36 TD
<i>Scoring</i>	George Blanda 112, 64 PAT, 16 FG
<i>Punt Ret.</i>	Billy Cannon 9-70, 0 TD
<i>Kick Ret.</i>	Billy Cannon 18-439, 0 TD
<i>Punting</i>	Jim Norton 48-1952, 40.7
<i>Ints.</i>	Jim Norton 9-150, 0 TD

Won 10, Lost 3, Tied 1  
First—Eastern Division (AFL)  
Head Coach: Lou Rymkus (5 Games)  
Wally Lemm (9 Games)

### Preseason (3-2)

8/6	at San Diego	.....	14	27
8/11	Oakland (Honolulu, HI)	.....	35	17
8/18	San Diego (Honolulu, HI)	.....	28	42
8/25	N.Y.Titans (Greenville, SC)	.....	30	20
9/1	Denver (Mobile, AL)	.....	42	20

### Regular Season (10-3-1)

9/9	OAKLAND	W	55-0	16,231
9/24	at San Diego	L	24-34	29,210
10/1	at Dallas	L	21-26	28,000
10/8	BUFFALO	L	12-22	22,761
10/13	at Boston	T	31-31	15,070
10/22	DALLAS	W	38-7	21,237
10/29	at Buffalo	W	28-16	23,228
11/5	at Denver	W	55-13	11,564
11/12	BOSTON	W	27-15	35,649
11/19	NEW YORK	W	49-13	33,428
11/26	DENVER	W	45-14	27,864
12/3	SAN DIEGO	W	33-13	37,854
12/10	at New York	W	48-21	9,462
12/17	at Oakland	W	47-16	4,821

### AFL CHAMPIONSHIP GAME

12/24	at San Diego	W	10-3	29,556
-------	--------------	---	------	--------

### TEAM STATISTICS

	<i>Hou.</i>	<i>Avg.</i>	<i>Opp.</i>	<i>Avg.</i>
<b>Total Yds.</b>	6288	449.1	4025	287.6
<b>Rush Yds.</b>	1896	135.4	1634	116.7
<b>Pass Yds.</b>	4392	313.7	2391	170.8
<b>Points</b>	513	36.6	242	17.3

### HONORS

#### AFL All-Star Game

Tony Banfield, George Blanda, Billy Cannon,  
Don Floyd, Fred Glick, Charlie Hennigan,  
Ed Husmann, Al Jamison, Mark Johnston,  
Bob McLeod, Dennit Morris,  
Bob Schmidt, Charlie Tolar

#### AII-AFL

Tony Banfield, George Blanda, Billy Cannon,  
Bill Groman, Charlie Hennigan, Al Jamison

#### AFL Player of Year

George Blanda

#### AFL Coach of Year

Wally Lemm

## AMERICAN FOOTBALL LEAGUE

### EASTERN DIVISION

	<i>W</i>	<i>L</i>	<i>T</i>	<i>Pct.</i>
Houston	10	3	1	.769
Boston Patriots	9	4	1	.692
N.Y.Titans	7	7	0	.500
Buffalo	6	8	0	.429

### WESTERN DIVISION

	<i>W</i>	<i>L</i>	<i>T</i>	<i>Pct.</i>
San Diego	12	2	0	.857
Dallas Texans	6	8	0	.429
Denver	3	11	0	.214
Oakland	2	12	0	.143

### AFL CHAMPIONSHIP

Houston 10, SAN DIEGO 3

Front Office

Coaching Staff

Players

Rookies

2007 Season

Records

History

Playoff History

Sidelines

**Head Coach:** Lou Rymkus (5 games) **Postseason:** 1-0  
Wally Lemm (9 games)

**Standings:** 1st AFL Eastern

DATE	OPPONENT	SCORE	W/L	ATT
Sep. 9	OAKLAND	55-0	W	16,231
Sep. 24	at San Diego	24-34	L	29,210
Oct. 1	at Dallas	21-26	L	28,000
Oct. 8	BUFFALO	12-22	L	22,761
Oct. 13	at Boston	31-31	T	15,070
Oct. 22	DALLAS	38-7	W	21,237
Oct. 29	at Buffalo	28-16	W	23,228
Nov. 5	at Denver	55-14	W	11,564
Nov. 12	BOSTON	27-15	W	35,649
Nov. 19	NEW YORK	49-13	W	33,428
Nov. 26	DENVER	45-14	W	27,864
Dec. 3	SAN DIEGO	33-13	W	37,845
Dec. 10	at New York	48-21	W	9,462
Dec. 17	at Oakland	47-16	W	4,821
Dec. 24	at San Diego	10-3	W	29,556

RUSHING	NO	YDS	AVG	LG	TD
Cannon	200	948	4.7	61	6
Tolar	157	577	3.7	28	4
Smith	60	258	4.3	21	2
King	12	50	4.2	17	2
Lee	8	36	4.5	9	0
Hall	7	13	1.9	9	0
Blanda	7	12	1.7	7	0
Groman	1	2	2.0	2	1
<b>Oilers</b>	<b>452</b>	<b>1896</b>	<b>4.2</b>	<b>61</b>	<b>15</b>

RECEIVING	NO	YDS	AVG	LG	TD
Hennigan	82	1746	21.3	80	12
Groman	50	1175	23.5	80	17
Cannon	43	586	13.6	78	9
Tolar	24	219	9.1	32	1
McLeod	14	172	12.3	18	2
White	13	238	18.3	49	1
Dewweall	12	200	16.7	66	3
Smith	10	131	13.1	37	1
King	3	83	27.7	44	1
Hall	1	20	20.0	20	1
Spence	1	14	14.0	14	0
Blanda	1	-16	-16.0	-16	0
<b>Oilers</b>	<b>254</b>	<b>4568</b>	<b>18.0</b>	<b>80</b>	<b>48</b>

INTERCEPTIONS	NO	YDS	AVG	LG	TD
Norton	9	150	16.7	36	0
Banfield	8	136	17.0	58	0
Johnston	4	59	14.8	27	0
Glick	4	28	7.0	11	0
Milstead	2	25	12.5	22	0
Morris	1	31	31.0	31	0
Laraway	1	30	30.0	30	0
Cline	1	24	24.0	24	0
Spence	1	23	23.0	23	0
Trask	1	17	17.0	17	0
Dukes	1	5	5.0	5	0
<b>Oilers</b>	<b>33</b>	<b>528</b>	<b>16.0</b>	<b>58</b>	<b>0</b>

PUNTING	NO	YDS	AVG	NET	TB	IN	LG	B
Norton	48	1952	40.7	40.7	0	0	63	0
Hall	8	238	29.8	29.8	0	0	50	0
<b>Oilers</b>	<b>56</b>	<b>2190</b>	<b>39.1</b>	<b>39.1</b>	<b>0</b>	<b>0</b>	<b>63</b>	<b>0</b>

PUNT RETURNS	NO	FC	YDS	AVG	LG	TD
Cannon	9	0	70	7.8	20	0
King	7	0	32	4.6	10	0
Hall	2	0	1	0.5	1	0
Smith	1	0	15	15.0	15	0
<b>Oilers</b>	<b>19</b>	<b>0</b>	<b>118</b>	<b>6.2</b>	<b>20</b>	<b>0</b>

KICKOFF RETURNS	NO	YDS	AVG	LG	TD
Cannon	18	439	24.4	47	0
King	8	190	23.8	41	0
Hall	6	140	23.3	33	0
Dukes	4	57	14.3	23	0
Tolar	2	42	21.0	22	0
Cline	1	24	24.0	24	0
Laraway	1	22	22.0	22	0
McLeod	1	13	13.0	13	0
Smith	1	5	5.0	5	0
Wharton	1	8	8.0	8	0
<b>Oilers</b>	<b>43</b>	<b>940</b>	<b>21.9</b>	<b>47</b>	<b>0</b>

FIELD GOALS	1-19	20-29	30-39	40-49	50+
<b>Oilers</b>	<b>6/7</b>	<b>6/8</b>	<b>1/2</b>	<b>1/6</b>	<b>2/6</b>

**Blanda:** (27G,14G) (28G) () (41N,48N,14G, 46N,54N) (36N,51N,24G) (54N,53G,47N) (24N,45N) (48G,33G) (25G,19G) (N) (9G) (55G,23G,27N) (16G,27G,51N) (12G)

**TACKLES (Solo, Assists, Total)**  
records not available

**USUAL STARTING LINEUP**

- OFFENSE**  
 WR **Bill Groman** (89)  
 LT **Al Jamison** (70)  
 LG **Bob Talamini** (61)  
 C **Bob Schmidt** (52)  
 RG **Hogan Wharton** (63)  
 RT **Rich Michael** (77)  
 TE **John White** (86)  
**Bob McLeod** (81)  
 WR **Charlie Hennigan** (87)  
**QB George Blanda** (16)  
 RB **Billy Cannon** (20)  
 FB **Charles Tolar** (44)

- DEFENSE**  
 LE **Dalva Allen** (80)  
 LT **Orville Trask** (79)  
 RT **Ed Husman** (82)  
 RE **Don Floyd** (75)  
 LLL **Doug Cline** (31)  
 MLB **Dennit Morris** (50)  
 RLB **Mike Dukes** (30)  
 LCB **Tony Banfield** (40)  
 RCB **Mark Johnston** (41)  
 SS **Jim Norton** (43)  
 FS **Fred Glick** (27)

- SPECIALISTS**  
 K **George Blanda** (16)  
 P **Jim Norton** (43)

AFL ALL-STAR GAME  
ALL-AFL

TOTAL FIRST DOWNS	OILERS	OPP
Rushing	97	87
Passing	182	126
Penalty	14	22
3rd Down: Made/Att	--	--
3rd Down Pct.	--	--
4th Down: Made/Att	--	--
4th Down Pct.	--	--
POSSESSION AVG.	--	--
TOTAL NET YARDS	6288	--
Avg. Per Game	449.1	--
Total Plays	964	--
Avg. Per Play	6.5	--
NET YARDS RUSHING	1896	--
Avg. Per Game	135.4	--
Total Rushes	452	--
NET YARDS PASSING	4392	--
Avg. Per Game	313.7	--
Sacked/Yards Lost	14/176	--
Gross Yards	4568	--
Att./Comp.	498/254	--
Completion Pct.	51.0	--
Had Intercepted	29	--
PUNTS/AVERAGE	56/39.1	--
NET PUNTING AVG.	56/39.1	--
PENALTIES/YARDS	83/869	--
FUMBLES/BALL LOST	19/11	--
TOUCHDOWNS	66	--
Rushing	15	--
Passing	48	--
Returns	3	--

BY PERIODS	1	2	3	4	OT	PTS
<b>Oilers</b>	<b>84</b>	<b>194</b>	<b>92</b>	<b>148</b>	<b>0</b>	<b>518</b>
<b>Opponents</b>	<b>45</b>	<b>62</b>	<b>48</b>	<b>82</b>	<b>0</b>	<b>237</b>

SCORING	TD	R	P	AT	PAT	FG	S	TP
Blanda	0	0	0	0	64/65	16/29	0	112
Groman	18	1	17	0	0	0	0	108
Cannon	15	6	9	0	0	0	0	90
Hennigan	12	0	12	0	0	0	0	72
Tolar	5	4	1	0	0	0	0	30
Dewweall	3	0	3	0	0	0	0	18
King	3	2	1	0	0	0	0	18
Smith	3	2	1	0	0	0	0	18
Cline	2	0	2	0	0	0	0	14
McLeod	2	0	2	0	0	0	0	12
Hall	1	0	1	0	0	0	0	6
Johnston	1	0	0	1	0	0	0	6
White	1	0	1	0	0	0	0	6
Milstead	0	0	0	0	1/1	0/0	0	1
<b>Oilers</b>	<b>66</b>	<b>15</b>	<b>48</b>	<b>3</b>	<b>65/66</b>	<b>16/29</b>	<b>2</b>	<b>513</b>
<b>Opponents</b>	<b>33</b>	<b>17</b>	<b>13</b>	<b>3</b>	<b>0/0</b>	<b>0/0</b>	<b>0</b>	<b>242</b>

**2-point conversions:** Oilers 0-0 Opponents 0-0

PASSING	ATT	CMP	PCT	YARDS	YDS/ATT	TD	INT	LG	SK/YDS	RATING
Blanda	362	187	51.7	3330	9.20	36	22	80	--	91.3
Lee	127	66	52.0	1205	9.49	12	6	80	--	96.7
Cannon	5	0	0.0	0	0.0	0	1	0	--	0.0
Smith	2	1	50.0	33	16.50	0	0	33	--	95.8
Groman	1	0	0.0	0	0.0	0	0	0	--	39.6
Tolar	1	0	0.0	0	0.0	0	0	0	--	39.6
<b>Oilers</b>	<b>498</b>	<b>254</b>	<b>51.0</b>	<b>4568</b>	<b>9.17</b>	<b>48</b>	<b>29</b>	<b>80</b>	<b>14/176</b>	<b>90.7</b>

**GM:** Don Suman; **Head Coach:** Lou Rymkus (five games), Wally Lemm (nine games)  
**Asst. Coaches:** Walt Schlinkman (off. backs), Mac Speedie (ends), Joe Spencer (line), Fred Wallner (defense)

Front Office  
 Coaching Staff  
 Players  
 Rookies  
 2007 Season  
 Records  
 History  
 Playoff History  
 Sidelines

## USUAL LINEUP

### Offense

WR	89	Bill Groman
LT	70	Al Jamison
LG	61	Bob Talamini
C	57	George Belotti
	53	Hugh Pitts
RG	63	Hogan Wharton
RT	77	Rich Michael
TE	82	John Carson
	86	John White
WR	87	Charlie Hennigan
QB	16	George Blanda
RB	20	Billy Cannon
FB	32	Dave Smith

### Defense

LE	80	Dalva Allen
LT	79	Orville Trask
RT	72	Jerry Helluin
	74	George Shirkey
RE	75	Don Floyd
LLB	31	Doug Cline
MLB	50	Demit Morris
RLB	30	Mike Dukes
LCB	43	Jim Norton
RCB	41	Mark Johnston
SS	47	Bobby Gordon
	34	Charles Kendall
FS	24	Julian Spence
K	16	George Blanda
P	12	Charles Milstead

### OILERS LEADERS

<i>Rushing</i>	Billy Cannon 152-644, 1 TD
<i>Receiving</i>	Bill Groman 72-1473, 12 TD
<i>Passing</i>	George Blanda 363-169, 2413 yds. 22 INT, 24 TD
<i>Scoring</i>	George Blanda 115, 4TD, 46 PAT, 15 FG
<i>Punt Ret.</i>	Billy Cannon 4-96, 0 TD
<i>Kick Ret.</i>	Ken Hall 19-594, 1 TD
<i>Punting</i>	Charles Milstead 66-2365, 35.8
<i>Ints.</i>	Johnston 4-42; Morris 4-32; Spence 4-5

Won 10, Lost 4  
First—Eastern Division (AFL)  
Head Coach: Lou Rymkus

### Preseason (2-3)

8/6	Dallas (Tulsa, OK)	10	27
8/13	at L.A. Chargers	13	22
8/20	DENVER	42	3
8/26	N.Y. Titans (Mobile, AL)	30	14
9/12	at Dallas	3	24

### Regular Season (10-4)

9/11	at Oakland	W	37-22	12,703
9/18	LOS ANGELES	W	38-28	20,156
9/25	OAKLAND	L	13-14	16,421
10/9	NEW YORK	W	27-21	16,156
10/16	DALLAS	W	20-10	19,026
10/23	at New York	W	42-28	21,000
10/30	at Buffalo	L	24-25	23,000
11/6	at Denver	W	45-25	14,489
11/13	at Los Angeles	L	21-24	14,489
11/20	DENVER	W	20-10	20,778
11/25	at Boston	W	24-10	27,123
12/4	at Dallas	L	0-24	20,000
12/11	BUFFALO	W	31-23	25,247
12/18	BOSTON	W	37-21	22,352

### AFL CHAMPIONSHIP GAME

1/1	LOS ANGELES	W	24-16	32,183
-----	-------------	---	-------	--------

### TEAM STATISTICS

	<i>Hou.</i>	<i>Avg.</i>	<i>Opp.</i>	<i>Avg.</i>
<b>Total Yds.</b>	4936	352.6	4901	350.1
<b>Rush Yds.</b>	1565	111.8	1027	73.4
<b>Pass Yds.</b>	3371	240.8	3874	276.7
<b>Points</b>	379	27.1	285	20.4

### HONORS

#### All-AFL

Al Jamison, Mark Johnston, Dave Smith

## AMERICAN FOOTBALL LEAGUE

### EASTERN DIVISION

	<i>W</i>	<i>L</i>	<i>T</i>	<i>Pct.</i>
Houston	10	4	0	.714
N.Y. Titans	7	7	0	.500
Buffalo	5	8	1	.385
Boston	5	9	0	.357

### WESTERN DIVISION

	<i>W</i>	<i>L</i>	<i>T</i>	<i>Pct.</i>
L.A. Chargers	10	4	0	.714
Dallas Texans	8	6	0	.571
Oakland	6	8	0	.429
Denver	4	9	1	.308

### AFL CHAMPIONSHIP

HOUSTON 24, L.A. Chargers 16

Head Coach: Lou Rymkus

Postseason: 1-0

Standings: 1st AFL Eastern

DATE	OPPONENT	SCORE	WL	ATT
Sep.11	at Oakland	37-22	W	12,703
Sep.18	LOS ANGELES	38-28	W	20,156
Sep.25	OAKLAND	13-14	L	16,421
Oct. 9	NEW YORK	27-21	W	16,151
Oct. 16	DALLAS	20-10	W	19,026
Oct.23	at New York	42-28	W	21,000
Oct.30	at Buffalo	24-25	L	23,001
Nov. 6	at Denver	45-25	W	14,489
Nov.13	at Los Angeles	21-24	L	21,805
Nov.20	DENVER	20-10	W	20,778
Nov.25	at Boston	24-10	W	27,123
Dec. 4	at Dallas	0-24	L	20,000
Dec.11	BUFFALO	31-23	W	25,247
Dec.18	BOSTON	37-21	W	22,352
Jan. 1	LOS ANGELES	24-16	W	32,183

	OILERS	OPP
TOTAL FIRST DOWNS	262	282
Rushing	85	90
Passing	153	164
Penalty	26	28
3rd Down: Made/Att	--	--
3rd Down Pct.	--	--
4th Down: Made/Att	--	--
4th Down Pct.	--	--
POSSESSION AVG.	--	--
TOTAL NET YARDS	4936	--
Avg. Per Game	352.6	--
Total Plays	930	--
Avg. Per Play	5.3	--
NET YARDS RUSHING	1733	--
Avg. Per Game	123.8	--
Total Rushes	452	--
NET YARDS PASSING	3203	--
Avg. Per Game	228.8	--
Sacked/Yards Lost	22/168	--
Gross Yards	3371	--
Att./Comp.	456/218	--
Completion Pct.	47.8	--
Had Intercepted	28	--
PUNTS/AVERAGE	72/35.8	--
NET PUNTING AVG.	72/35.8	--
PENALTIES/YARDS	75/750	--
FUMBLES/BALL LOST	36/17	--
TOUCHDOWNS	48	--
Rushing	15	--
Passing	31	--
Returns	2	--

BY PERIODS	1	2	3	4	OTPTS
Oilers	93	106	91	89	0 379
Opponents	64	94	72	55	0 285

SCORING	TDR	PA	RT	PAT	FG	S	TP
Blanda	4	4	0	0	46/47	15/32	0 115
Groman	12	0	12	0			0 72
Cannon	7	1	5	1			0 42
Smith	7	5	2	0			0 42
Hennigan	6	0	6	0			0 36
Carson	4	0	4	0			0 24
Tolar	3	3	0	0			0 18
Cline	2	2	0	0			0 12
Atchason LG	1	0	1	0			0 6
Atchason TM	1	0	1	0			0 6
Hall	1	0	1	0			0 6
Witcher	1	0	1	0			0 6
Oilers	48	15	31	2	46/47	15/32	0 379
Opponents	36	6	28	2	0/0	0/0	0 285

2-point conversions: Oilers 0-0 Opponents 0-0

RUSHING	NO	YDS	AVG	LG	TD
Cannon	152	644	4.2	39	1
Smith	154	643	4.2	65	5
Tolar	54	179	3.3	40t	3
Hall	30	118	3.9	16	0

PASSING	ATT	CMP	PCT	YARDS	YDS/ATT	TD	INT	LG	SK/YDS	RATING
Blanda	363	169	46.6	2413	6.65	24	22	75	0/0	65.4
Lee	77	41	53.2	842	10.94	5	6	92t	0/0	81.2
Milstead	7	4	57.1	43	6.14	0	0	30	0/0	75.3
Smith	5	3	60.0	70	14.00	1	0	31	0/0	143.8
Cannon	3	0	0.0	0	0.00	0	0	0	0/0	39.6
Groman	1	1	100.0	3	3.00	1	0	3t	0/0	118.8
Oilers	456	218	47.8	3371	7.39	31	28	92t	22/168	69.8

GM: (none); Head Coach: Lou Rymkus  
Asst. Coaches: Wally Lemm, Walt Schlinkman, Mac Speedie, Fred Wallner

Cline	37	105	2.8	19	2
Blanda	16	16	1.0	9	4
Talamini	0	14	--	14	0
Lee	6	11	1.8	10	0
Milstead	3	3	1.0	7	0
<b>Oilers</b>	<b>452</b>	<b>1733</b>	<b>3.8</b>	<b>65</b>	<b>15</b>

RECEIVING	NO	YDS	AVG	LG	TD
Groman	72	1473	20.5	92t	12
Carson	45	604	13.4	47	4
Hennigan	44	722	16.4	73t	6
Smith	22	216	9.8	40t	2
Cannon	15	187	12.5	53t	5
Tolar	7	71	10.1	21	0
Atchason LG	5	48	9.6	14	1
Atchason TM	3	26	8.7	12	1
Witcher	4	34	8.5	13	1
Cline	4	15	3.8	10	0
J. White	1	18	18.0	18	0
Norton	1	5	5.0	5	0
<b>Oilers</b>	<b>218</b>	<b>3371</b>	<b>15.5</b>	<b>92t</b>	<b>31</b>

INTERCEPTIONS	NO	YDS	AVG	LG	TD
Johnston	4	42	10.5	33	0
Morris	4	32	8.0	26	0
Spence	4	5	1.3	5	0
Gordon	3	45	15.0	20	0
Banfield	3	22	7.3	22	0
Dukes	2	34	17.0	29	0
Kendall	2	10	5.0	10	0
Allen	1	0	0.0	0	0
Norton	1	0	0.0	0	0
Witcher	1	0	0.0	0	0
<b>Oilers</b>	<b>25</b>	<b>190</b>	<b>7.6</b>	<b>33</b>	<b>0</b>

PUNTING	NO	YDS	AVG	NET	TB	IN	LG	B
Milstead	66	2365	35.8	35.8	0	0	54	0
Hall	6	210	35.0	35.0	0	0	41	0
<b>Oilers</b>	<b>72</b>	<b>2575</b>	<b>35.8</b>	<b>35.8</b>	<b>0</b>	<b>0</b>	<b>54</b>	<b>0</b>

PUNT RETURNS	NO	FC	YDS	AVG	LG	TD
Hall	6	0	72	12.0	26	0
Tolar	5	0	40	8.0	15	0
Cannon	4	0	96	24.0	51	0
<b>Oilers</b>	<b>15</b>	<b>0</b>	<b>208</b>	<b>13.9</b>	<b>51</b>	<b>0</b>

KICKOFF RETURNS	NO	YDS	AVG	LG	TD
Hall	19	594	31.3	104t	1
Tolar	13	249	19.2	35	0
Cannon	8	266	33.3	88t	1
Dukes	4	58	14.5	20	0
Cline	3	42	14.0	16	0
Jamison	1	5	5.0	5	0
J. White	0	11	--	11	0
<b>Oilers</b>	<b>48</b>	<b>1225</b>	<b>25.5</b>	<b>104t</b>	<b>2</b>

FIELD GOALS	1-19	20-29	30-39	40-49	50+
<b>Oilers</b>	<b>6/14</b>	<b>3/5</b>	<b>3/5</b>	<b>1/6</b>	<b>2/3</b>

**Blanda:** (18G.) (13G) (36G,17N,10G,28N)  
(N, N, N, N,22G,36G) (19G,40N,23G,47N)  
(N) (50G) (45N,44G,40N) (52N) (40N)  
(35 N, 20 N, 32 N, 16 G) (18 N) (53 G)  
(32G,26G,10G)  
**Opponents:** records not available

**TACKLES (Solo, Assists, Total)**  
records not available


**USUAL STARTING LINEUP**

- OFFENSE**  
WR Bill Groman (89)  
LT Al Jamison (70)  
LG Bob Talamini (61)  
C George Belotti (57)  
G Hugh Pitts (53)  
RG Hogan Wharton (63)  
RT Rich Michael (77)  
TE John Carson (82)  
John White (86)  
WR Charlie Hennigan (87)  
QB George Blanda (16)  
RB Billy Cannon (20)  
FB Dave Smith (32)

- DEFENSE**  
LE Dalva Allen (80)  
LT Orville Trask (79)  
RT Jerry Helluin (72)  
George Shirkey (74)  
RE Don Floyd (75)  
LLB Doug Cline (31)  
MLB Dennis Morris (50)  
RLB Mike Dukes (30)  
LCB Jim Norton (43)  
RCB Mark Johnston (41)  
SS Bobby Gordon (47)  
Charles Kendall (34)  
FS Julian Spence (24)

- SPECIALISTS**  
K George Blanda (16)  
P Charles Milstead (12)

ALL-AFL



Bill Groman



George Blanda

Front Office

Coaching Staff

Players

Rookies

2007 Season

Records

History

Playoff History

Sidelines

# PRESEASON RESULTS

	<u>SITE</u>	<u>OPPONENT</u>	<u>TITANS</u>	<u>OPP</u>		
Front Office	<b>1960 (2-3)</b>				<b>1971 (4-3)</b>	
	Tulsa, OK	Dallas	10	27	Canton, OH	Los Angeles
	Los Angeles	Los Angeles	13	22	Houston	N.Y. Giants
	Houston	Denver	42	3	St. Louis	St. Louis
	Mobile, AL	N.Y. Titans	30	14	Houston	Philadelphia
	Dallas	Dallas	3	24	Houston	Dallas
					Houston	Chicago
					New Orleans	New Orleans
					<b>1972 (2-3-1)</b>	
					Dallas	Dallas
Coaching Staff	<b>1961 (3-2)</b>				Chicago	Chicago
	San Diego	San Diego	14	27	Houston	Green Bay
	Honolulu, HI	Oakland	35	17	Houston	St. Louis
	Honolulu, HI	San Diego	28	42	Minnesota	Minnesota
	Greenville, SC	N.Y. Titans	30	20	Houston	New Orleans
	Mobile, AL	Denver	42	20	<b>1973 (2-4)</b>	
					Houston	N.Y. Jets
					Houston	Chicago
					Green Bay	Green Bay
					Houston	Dallas
Players	<b>1962 (4-1)</b>				Houston	Baltimore
	Houston	N.Y. Titans	33	27	New Orleans	New Orleans
	Atlanta	Denver	33	17	<b>1974 (3-3)</b>	
	New Orleans	Boston	20	10	Houston	N.Y. Giants
	Mobile, AL	Buffalo	14	21	Washington	Washington
	Miami	Dallas	34	31	Dallas	Dallas
					Houston	Atlanta
					Houston	Chicago
					Houston	New Orleans
					<b>1975 (3-3)</b>	
Rookies	<b>1963 (3-2)</b>				New Orleans	New Orleans
	Denver	Denver	10	27	Houston	Washington
	Shreveport, LA	N.Y. Jets	17	0	Denver	Denver
	Lowell, MA	Boston	21	20	Houston	Dallas
	Houston	San Diego	3	21	Houston	Baltimore
	Wichita, KS	Kansas City	23	17	Chicago	Chicago
					<b>1976 (0-6)</b>	
					Kansas City	Kansas City (OT)
					Houston	New Orleans
					Houston	N.Y. Giants
2007 Season	<b>1964 (1-4)</b>				Houston	N.Y. Giants
	Boston	Boston	38	7	Houston	N.Y. Jets
	Little Rock, AR	San Diego	36	44	Houston	Miami
	Houston	Denver	20	32	Dallas	Dallas (OT)
	Las Vegas, NV	Oakland	20	34	<b>1977 (2-4)</b>	
	Houston	Kansas City	17	27	Oakland	Oakland
					Houston	Baltimore
					Houston	Chicago
					Houston	San Francisco
					Houston	Dallas
Records	<b>1965 (5-0)</b>				Houston	Dallas
	Alexandria, VA	N.Y. Jets	21	16	Chicago	Chicago
	Buffalo	Buffalo	29	7	<b>1978 (1-3)</b>	
	Houston	Boston	27	6	Houston	Denver
	San Antonio, TX	Denver	25	3	Houston	Philadelphia
	Little Rock, AR	San Diego	13	10	Dallas	Dallas
					Houston	New Orleans
					<b>1979 (1-3)</b>	
					Houston	N.Y. Jets
					Houston	St. Louis
History	<b>1966 (1-3)</b>				Dallas	Dallas
	Houston	Oakland	26	17	Houston	New Orleans
	Birmingham, AL	N.Y. Jets	10	16	<b>1980 (2-2)</b>	
	Little Rock, AR	Buffalo	16	2	Houston	Tampa Bay
	Kansas City	Kansas City	20	31	Houston	New Orleans
					Dallas	Dallas
					Houston	Buffalo
					<b>1981 (1-3)</b>	
					Houston	Philadelphia
					New Orleans	New Orleans
Playoff History	<b>1967 (0-4)</b>				Tampa Bay	Tampa Bay
	Houston	Kansas City	9	34	Dallas	Dallas
	Oakland	Oakland	7	24	Houston	Dallas
	Charlotte, NC	N.Y. Jets	7	13	Dallas	Buffalo
	Houston	Dallas	17	30	<b>1982 (1-3)</b>	
					Houston	Philadelphia
					New Orleans	New Orleans
					Houston	New Orleans
					Houston	New Orleans
					Houston	New Orleans
Sidelines	<b>1968 (4-1)</b>				Houston	New Orleans
	Houston	Washington	9	3	Houston	New Orleans
	Houston	N.Y. Jets	28	14	Houston	New Orleans
	Houston	New Orleans	24	23	Houston	New Orleans
	Tulsa, OK	Buffalo	37	7	Houston	New Orleans
	Houston	Dallas	19	33	Houston	New Orleans
					Houston	New Orleans
					Houston	New Orleans
					Houston	New Orleans
					Houston	New Orleans

# PRESEASON RESULTS

Year	Game	Home Team	Home Score	Visitor	Visitor Score	Notes	Category
<b>1982 (2-2)</b>	Houston	New Orleans	22	20			Front Office
	Houston	N.Y. Jets	16	33			
	Houston	Tampa Bay	21	6			
	Dallas	Dallas	14	20			
<b>1983 (0-4)</b>	Houston	Baltimore	0	15			Coaching Staff
	Houston	Tampa Bay	17	23			
	New Orleans	New Orleans	13	20			
	Dallas	Dallas	31	34			
<b>1984 (1-3)</b>	Tampa Bay	Tampa Bay	17	30			Players
	Houston	N.Y. Jets	36	17			
	Houston	New Orleans	19	31			
	Dallas	Dallas	24	31			
<b>1985 (1-4)</b>	Canton, OH	N.Y. Giants	20	21			Rookies
	Los Angeles	L.A. Rams	3	7			
	New Orleans	New Orleans	23	20			
	Houston	Kansas City	19	24			
<b>1986 (4-0)</b>	Dallas	Dallas	10	20			2007 Season
	Los Angeles	L.A. Rams	17	14			
	Houston	Buffalo	23	20			
	Houston	New Orleans	24	13			
<b>1987 (2-2)</b>	Dallas	Dallas	17	14			Records
	Houston	Kansas City	20	32			
	New Orleans	New Orleans	16	13			
	Indianapolis	Indianapolis	6	17			
<b>1988 (4-0)</b>	Dallas	Dallas	18	13			History
	Houston	Buffalo	13	9			
	Memphis, TN	New England	27	14			
	Los Angeles	L.A. Rams	20	17			
<b>1989 (2-2)</b>	Dallas	Dallas	54	10			Playoff History
	Tampa Bay	Tampa Bay	23	41			
	Jacksonville, FL	Miami	26	10			
	Oakland	L.A. Raiders	23	21			
<b>1990 (1-3)</b>	Dallas	Dallas	28	30			Sidelines
	Houston	Detroit	10	34			
	Houston	N.Y. Giants	10	13			
	Minnesota	Minnesota	21	22			
<b>1991 (2-2)</b>	Dallas	Dallas	27	6			2001 (1-3)
	San Diego	San Diego	29	31			
	Houston	Atlanta	7	36			
	Houston	Dallas	30	20			
<b>1992 (4-1)</b>	Memphis, TN	L.A. Rams	16	13			2002 (2-2)
	Tokyo, Japan	Dallas	34	23			
	Detroit	Detroit	17	7			
	Dallas	Dallas	17	16			
<b>1993 (1-3)</b>	New Orleans	New Orleans	33	3			2003 (4-0)
	Los Angeles	L.A. Raiders	26	30			
	San Antonio, TX	New Orleans	28	37			
	Houston	Detroit	20	24			
<b>1994 (2-3)</b>	San Antonio, TX	Dallas	23	20			2004 (3-1)
	Mexico City	Dallas	6	0			
	San Antonio, TX	Buffalo	16	18			
	Houston	L.A. Raiders	23	24			
<b>1995 (0-3)</b>	Houston	Arizona	13	16			2005 (1-3)
	Knoxville, TN	Washington (OT)	13	16			
	Houston	San Diego		canceled			
	San Antonio, TX	Dallas	0	10			
<b>1996 (2-2)</b>	Jackson, MS	N.Y. Jets	31	13			2006 (1-3)
	Houston	Indianapolis	16	12			
	Houston	Detroit	23	34			
	Orlando, FL	Dallas	19	24			
<b>1997 (0-4)</b>	Memphis, TN	New Orleans	12	21			2007 (3-1)
	Nashville	Washington	12	18			
	Nashville	San Diego	7	21			
	Dallas	Dallas	10	34			
<b>1998 (3-1)</b>	Atlanta, GA	Atlanta	31	16			2008 (3-1)
	Nashville	Washington	24	27			
	New Orleans	New Orleans	26	24			
	Nashville	Denver	16	13			
<b>1999 (1-3)</b>	Kansas City	Kansas City	20	22			2009 (1-3)
	Phoenix	Arizona	17	27			
	Nashville	Atlanta	17	3			
	Nashville	New Orleans	11	12			
<b>2000 (3-1)</b>	Nashville	Kansas City	14	10			2010 (3-1)
	Nashville	St. Louis	30	3			
	Philadelphia	Philadelphia	32	34			
	Chicago	Chicago	34	28			
<b>2001 (3-1)</b>	Nashville	Chicago	27	24			2011 (3-1)
	St. Louis	St. Louis	23	10			
	Nashville	Philadelphia	14	20			
	Detroit	Detroit	28	25			
<b>2002 (2-2)</b>	Nashville	St. Louis	28	26			2012 (2-2)
	Nashville	Oakland	24	14			
	Minnesota	Minnesota	10	14			
	Green Bay	Green Bay	20	21			
<b>2003 (4-0)</b>	Nashville	Cleveland	10	6			2013 (4-0)
	Nashville	Buffalo	37	24			
	Cincinnati	Cincinnati	23	15			
	Green Bay	Green Bay	27	3			
<b>2004 (3-1)</b>	Nashville	Cleveland	24	3			2014 (3-1)
	Buffalo	Buffalo	16	15			
	Dallas	Dallas	17	20			
	Nashville	Green Bay	27	7			
<b>2005 (1-3)</b>	Nashville	Tampa Bay (OT)	10	17			2015 (1-3)
	Atlanta	Atlanta	24	21			
	San Francisco	San Francisco (OT)	13	16			
	Nashville	Green Bay	17	21			
<b>2006 (1-3)</b>	Nashville	New Orleans	16	19			2016 (1-3)
	Denver	Denver	10	35			
	Nashville	Atlanta	6	20			
	Green Bay	Green Bay	35	21			
<b>2007 (3-1)</b>	Nashville	Washington	6	14			2017 (3-1)
	New England	New England	27	24			
	Buffalo	Buffalo	28	17			
	Nashville	Green Bay	30	14			



# PRESEASON SUMMARY

## SUMMARY (1960-07) WON LOST TIED

Titans vs. Arizona	2	3	0
Titans vs. Atlanta	3	3	0
Titans vs. Buffalo	9	3	0
Titans vs. Chicago	6	4	0
Titans vs. Cincinnati	1	0	0
Titans vs. Cleveland	2	0	0
Titans vs. Dallas	13	20	0
Titans vs. Denver	5	5	0
Titans vs. Detroit	2	3	0
Titans vs. Green Bay	5	3	0
Titans vs. Indianapolis	2	5	0
Titans vs. Kansas City	3	10	0
Titans vs. Miami	1	1	0
Titans vs. Minnesota	0	4	0

## WON LOST TIED

Titans vs. New England	6	0	0
Titans vs. New Orleans	11	14	1
Titans vs. N.Y. Giants	2	3	0
Titans vs. N.Y. Jets	8	6	0
Titans vs. Oakland	4	5	0
Titans vs. Philadelphia	3	3	0
Titans vs. St. Louis	6	3	0
Titans vs. San Diego	2	7	0
Titans vs. San Francisco	1	1	0
Titans vs. Seattle	0	1	0
Titans vs. Tampa Bay	1	6	0
Titans vs. Washington	3	4	0
<b>TOTALS:</b>	<b>101</b>	<b>117</b>	<b>1</b>

# SERIES RESULTS SUMMARY

*Totals include regular season and playoffs*

OPPONENT	HOME W-L-T	AWAY W-L-T	TOTAL W-L-T	STREAK
Arizona	1-3-0	2-2-0	3-5-0	L1
Atlanta	5-1-0	2-4-0	7-5-0	W5
Baltimore	4-5-0	4-4-0	8-9-0	L1
Buffalo	13-6-0	12-10-0	25-16-0	W2
Carolina	1-1-0	1-0-0	2-1-0	W2
Chicago	2-3-0	2-2-0	4-5-0	L3
Cincinnati	22-12-1	16-20-0	38-32-1	L2
Cleveland	12-18-0	15-15-0	27-33-0	L3
Dallas	2-4-0	3-3-0	5-7-0	L2
Denver	14-5-0	7-10-1	21-15-1	L2
Detroit	4-2-0	2-1-0	6-3-0	W2
Green Bay	1-3-0	4-1-0	5-4-0	W2
Houston	5-1-0	5-1-0	10-2-0	W6
Indianapolis	5-6-0	7-9-0	12-15-0	W1
Jacksonville	6-7-0	9-5-0	15-12-0	L1
Kansas City	12-11-0	7-16-0	19-27-0	W1
Miami	7-7-0	7-10-0	14-17-0	L2
Minnesota	2-1-0	1-6-0	3-7-0	L4
New England	10-6-0	6-15-1	16-21-1	L3
New Orleans	2-2-1	5-2-0	7-4-1	W4
NY Giants	3-2-0	1-3-0	4-5-0	W4
NY Jets	16-5-0	6-10-1	22-15-1	W1
Oakland	14-11-0	4-16-0	18-27-0	W1
Philadelphia	1-3-0	2-3-0	3-6-0	W3
Pittsburgh	18-17-0	11-24-0	29-41-0	L1
St. Louis	2-4-0*	1-3-0	3-7-0*	L2*
San Diego	11-8-0	5-15-1	16-23-1	L6
San Francisco	2-4-0	2-3-0	4-7-0	W1
Seattle	4-3-0	1-6-0	5-9-0	L5
Tampa Bay	6-0-0	1-2-0	7-2-0	L1
Washington	3-1-0	3-3-0	6-4-0	W1



The Titans own a 21-15-1 series lead against the Denver Broncos.



The Titans are 7-2 all-time against the Tampa Bay Buccaneers.



Tennessee has won five consecutive games against Atlanta (7-5 overall).

\* Includes Super Bowl XXXIV loss in Atlanta, Ga.

Front Office

Coaching Staff

Players

Rookies

2007 Season

Records

History

Playoff History

Sidelines

# ALL-TIME SERIES RESULTS

Front Office

Coaching Staff

Players

Rookies

2007 Season

Records

History

Playoff History

Sidelines

Oilers/Titans Home Stadium Dates  
1960-64: Jeppesen Stadium, Houston  
1965-67: Rice Stadium, Houston  
1968-96: Astrodome, Houston  
1997: Liberty Bowl, Memphis  
1998: Vanderbilt Stadium, Nashville  
1999-Present: LP Field, Nashville

a-AFL Championship game  
ad-AFL Divisional playoff game  
f-first round playoff game (Wild Card)  
d-Divisional playoff game  
c-AFC Championship game  
s-Super Bowl XXXIV

## ARIZONA CARDINALS

Reg. Season: 3-5; Playoffs: 0-0  
Reg. Home: 1-3; Reg. Away: 2-2

Date	Site	Result	Score
11-1-70	..St.L	..L	..0-44
10-20-74	..Hou	..L	..27-31
10-7-79	..Hou	..L	..17-24
10-27-85	..St.L	..W	..20-10
11-20-88	..Hou	..W	..38-20
12-4-94	..Hou	..L	..12-30
10-26-97	..Ariz	..W	..41-14
10-23-05	..Ariz	..L	..10-20

Points: Titans 165, Cardinals 193  
Longest Win Streak: 2 (1985-88)  
Longest Losing Streak: 3 (1970-79)  
At LP Field: 0-0  
At Univ. of Phoenix Stadium: 0-0

## ATLANTA FALCONS

Reg. Season: 7-5; Playoffs: 0-0  
Reg. Home: 5-1; Reg. Away: 2-4

Date	Site	Result	Score
12-3-72	..Atl	..L	..10-20
11-28-76	..Hou	..W	..20-14
9-3-78	..Atl	..L	..14-20
11-29-81	..Hou	..L	..27-31
9-23-84	..Atl	..L	..10-42
10-25-87	..Hou	..W	..37-33
9-9-90	..Atl	..L	..27-47
12-5-93	..Hou	..W	..33-17
10-13-96	..Atl	..W	..23-13
12-19-99	..Tenn	..W	..30-17
11-23-03	..Atl	..W	..38-31
10-7-07	..Tenn	..W	..20-13

Points: Titans 289, Falcons 298  
Longest Win Streak: 5 (1993-2007)  
Longest Losing Streak: 3 (1978-84)  
At LP Field: 2-0  
At Georgia Dome: 2-0

## BALTIMORE RAVENS

Reg. Season: 7-8; Playoffs: 1-1  
Reg. Home: 4-4; Reg. Away: 3-4

Date	Site	Result	Score
9-15-96	..Hou	..W	..29-13
12-22-96	..Balt	..W	..24-21
9-21-97	..Tenn	..L	..10-36
12-14-97	..Balt	..L	..19-21
10-11-98	..Balt	..W	..12-8
12-6-98	..Tenn	..W	..16-14
10-10-99	..Tenn	..W	..14-11
12-5-99	..Balt	..L	..14-41
10-22-00	..Balt	..W	..14-6
11-12-00	..Tenn	..L	..23-24
1-7-01	..d-Tenn	..L	..10-24
10-7-01	..Balt	..L	..7-26
11-12-01	..Tenn	..L	..10-16
11-24-02	..Balt	..L	..12-13

1-3-04 ...f-Balt ...W ...20-17  
9-18-05 ...Tenn ...W ...25-10  
11-12-06 ...Tenn ...L ...26-27  
Points: Titans 285, Ravens 328  
Longest Win Streak: 3 (1998-99)  
Longest Losing Streak: 5 (2000-02)  
At LP Field: 2-4  
At M&T Bank Stadium: 3-3  
Sweeps: Titans (1996, 98); Ravens (1997, 2001)

## BUFFALO BILLS

Reg. Season: 24-14; Playoffs: 1-2  
Reg. Home: 12-6; Reg. Away: 12-8

Date	Site	Result	Score
10-30-60	..Buff	..L	..24-25
12-11-60	..Hou	..W	..31-23
10-8-61	..Hou	..L	..12-22
10-29-61	..Buff	..W	..28-16
9-9-62	..Buff	..W	..28-23
10-7-62	..Hou	..W	..17-14
9-28-63	..Buff	..W	..31-20
10-20-63	..Hou	..W	..28-14
10-11-64	..Hou	..L	..17-48
11-1-64	..Buff	..L	..10-24
10-31-65	..Buff	..W	..19-17
12-5-65	..Hou	..L	..18-29
9-25-66	..Buff	..L	..20-27
11-20-66	..Hou	..L	..20-42
9-17-67	..Buff	..W	..20-3
10-29-67	..Hou	..W	..10-3
10-27-68	..Buff	..W	..30-7
12-7-68	..Hou	..W	..35-6
9-21-69	..Buff	..W	..17-3
10-5-69	..Hou	..W	..28-14
12-12-71	..Buff	..W	..20-14
11-10-74	..Buff	..W	..21-9
9-19-76	..Buff	..W	..13-3
10-15-78	..Hou	..W	..17-10
9-25-83	..Buff	..L	..13-30
11-10-85	..Buff	..L	..0-20
12-21-86	..Hou	..W	..16-7
9-20-87	..Buff	..L	..30-34
1-1-89	..d-Buff	..L	..10-17
9-24-89	..Hou	..L (ot)	..41-47
11-26-90	..Hou	..W	..27-24
12-27-92	..Hou	..W	..27-3
1-3-93	..f-Buff	..L (ot)	..38-41
10-11-93	..Buff	..L	..7-35
9-18-94	..Hou	..L	..7-15
12-24-95	..Buff	..W	..28-17
11-23-97	..Tenn	..W	..31-14
1-8-00	..f-Tenn	..W	..22-16
9-3-00	..Buff	..L	..13-16
12-14-03	..Tenn	..W	..28-26
12-24-06	..Buff	..W	..30-29

Points: Titans 882, Bills 807  
Longest Win Streak: 10 (1967-78)  
Longest Losing Streak: 3 (last, 1993-94)  
At LP Field: 2-0 overall (1-0 post)  
At Ralph Wilson Stadium: 4-7 overall (0-2 post)  
Sweeps: Titans (1962,63,67,68,69); Bills (1964,66)

## CAROLINA PANTHERS

Reg. Season: 2-1; Playoffs: 0-0  
Reg. Home: 1-1; Reg. Away: 1-0

Date	Site	Result	Score
11-24-96	..Hou	..L	..6-31
10-19-03	..Car	..W	..37-17
11-4-07	..Tenn	..W	..20-7

Total Points: Titans 63, Panthers 55  
Longest Win Streak: 2 (2003-07)  
Longest Losing Streak: 1 (1996)

At LP Field: 1-0  
At Bank of America Stadium: 1-0

## CHICAGO BEARS

Reg. Season: 4-5; Playoffs: 0-0  
Reg. Home: 2-3; Reg. Away: 2-2

Date	Site	Result	Score
10-28-73	..Chi	..L	..14-35
11-6-77	..Hou	..W	..47-0
11-16-80	..Chi	..W	..10-6
10-12-86	..Hou	..L	..7-20
10-15-89	..Chi	..W	..33-28
12-7-92	..Hou	..W	..24-7
10-22-95	..Chi	..L	..32-35
10-25-98	..Tenn	..L	..20-23
11-14-04	..Tenn	..L (ot)	..17-19

Total Points: Titans 204, Bears 173  
Longest Win Streak: 2 (last 1989-92)  
Longest Losing Streak: 3 (1995-04)  
At LP Field: 0-1  
At Soldier Field: 2-2

## CINCINNATI BENGALS

Reg. Season: 38-31-1; Playoffs: 0-1  
Reg. Home: 22-12-1; Reg. Away: 16-19

Date	Site	Result	Score
11-3-68	..Cin	..W	..27-17
11-9-69	..Hou	..T	..31-31
10-4-70	..Cin	..W	..20-13
12-13-70	..Hou	..L	..20-30
10-31-71	..Hou	..W	..10-6
11-21-71	..Cin	..L	..13-28
10-29-72	..Cin	..L	..7-30
12-17-72	..Hou	..L	..17-61
9-23-73	..Cin	..L	..10-24
12-16-73	..Hou	..L	..24-27
10-27-74	..Cin	..W	..21-34
11-17-74	..Hou	..W	..20-3
10-5-75	..Hou	..L	..19-21
11-30-75	..Cin	..L	..19-23
10-24-76	..Hou	..L	..7-27
11-14-76	..Cin	..L	..27-31
10-30-77	..Cin	..L (ot)	..10-13
12-18-77	..Hou	..W	..21-16
10-29-78	..Cin	..L	..13-28
11-26-78	..Hou	..W	..17-10
9-23-79	..Cin	..W (ot)	..30-27
11-18-79	..Hou	..W	..42-21
9-28-80	..Cin	..W	..13-10
10-26-80	..Hou	..W	..23-3
10-4-81	..Hou	..W	..17-10
11-1-81	..Cin	..L	..21-34
12-9-82	..Cin	..L	..6-27
1-2-83	..Hou	..L	..27-35
11-6-83	..Hou	..L	..14-55
11-20-83	..Cin	..L	..10-38
10-7-84	..Cin	..L	..3-13
10-28-84	..Hou	..L	..13-31
10-20-85	..Hou	..W	..27-44
12-1-85	..Cin	..L	..27-45
10-19-86	..Cin	..L	..28-31
11-9-86	..Hou	..W	..32-28
11-1-87	..Cin	..W	..31-29
12-27-87	..Hou	..W	..21-17
10-23-88	..Cin	..L	..21-44
12-11-88	..Hou	..W	..41-6
11-13-89	..Hou	..W	..26-24
12-17-89	..Cin	..L	..7-61
10-14-90	..Hou	..W	..48-17
12-23-90	..Cin	..L	..20-40
1-6-91	..f-Cin	..L	..14-41
9-8-91	..Cin	..W	..30-7
10-27-91	..Hou	..W	..35-3
10-11-92	..Cin	..W	..38-24
10-25-92	..Hou	..W	..26-10

# ALL-TIME SERIES RESULTS

Front Office  
Coaching Staff  
Players  
Rookies  
2007 Season  
Records  
History  
Playoff History  
Sidelines

10-24-93	... Hou	... W	... 28-12
11-14-93	... Cin	... W	... 38-3
9-25-94	... Hou	... W	... 20-13
11-13-94	... Cin	... L	... 31-34
9-24-95	... Cin	... W	... 38-28
11-12-95	... Hou	... L	... 25-32
10-6-96	... Cin	... W(ot)	... 30-27
12-15-96	... Hou	... L	... 13-21
10-12-97	... Tenn	... W	... 30-7
12-4-97	... Cin	... L	... 14-41
9-6-98	... Cin	... W	... 23-14
10-18-98	... Tenn	... W	... 44-14
9-12-99	... Tenn	... W	... 36-35
11-14-99	... Cin	... W	... 24-14
10-8-00	... Cin	... W	... 23-14
12-10-00	... Tenn	... W	... 35-3
11-18-01	... Cin	... W	... 20-7
1-6-02	... Tenn	... L	... 21-23
10-27-02	... Cin	... W	... 30-24
10-31-04	... Tenn	... W	... 27-20
10-16-05	... Tenn	... L	... 23-31
11-25-07	... Cin	... L	... 6-35

Total Points: Titans 1,653, Bengals 1,670  
 Longest Win Streak: 7 (last 1998-01)  
 Longest Losing Streak: 7 (1981-84)  
 At LP Field: 3-2  
 At Paul Brown Stadium: 3-1  
 Sweeps: Titans (1974, 79, 80, 87, 91, 92, 93, 98, 99, 00); Bengals (1972, 73, 75, 76, 82, 83, 84)

## CLEVELAND BROWNS

Reg. Season: 26-33; Playoffs: 1-0  
 Reg. Home: 12-18; Reg. Away: 14-15

Date	Site	Result	Score
11-22-70	... Cleve	... L	... 14-28
12-7-70	... Hou	... L	... 10-21
9-19-71	... Cleve	... L	... 0-31
11-28-71	... Hou	... L	... 24-27
10-22-72	... Hou	... L	... 17-23
11-5-72	... Cleve	... L	... 0-20
10-21-73	... Cleve	... L	... 13-42
11-11-73	... Hou	... L	... 13-23
9-22-74	... Cleve	... L	... 7-20
12-15-74	... Hou	... W	... 24-28
10-12-75	... Cleve	... W	... 10-40
12-21-75	... Hou	... W	... 10-21
11-7-76	... Hou	... L	... 7-21
12-5-76	... Cleve	... L	... 10-13
10-16-77	... Hou	... L	... 23-24
12-11-77	... Cleve	... W	... 15-19
10-1-78	... Cleve	... W	... 13-16
11-5-78	... Hou	... W	... 10-14
9-30-79	... Hou	... W	... 31-10
12-2-79	... Cleve	... L	... 7-14
9-15-80	... Cleve	... W	... 7-16
11-30-80	... Hou	... L	... 14-17
9-13-81	... Cleve	... W	... 9-3
12-3-81	... Hou	... W	... 17-13
12-26-82	... Hou	... L	... 14-20
10-30-83	... Cleve	... L(ot)	... 19-25
12-11-83	... Hou	... W	... 27-34
11-25-84	... Cleve	... L	... 10-27
12-16-84	... Hou	... L	... 20-27
10-13-85	... Hou	... L	... 6-21
12-15-85	... Cleve	... L	... 21-28
9-14-86	... Hou	... L	... 20-23
11-30-86	... Cleve	... L(ot)	... 10-13
10-11-87	... Cleve	... W	... 15-10
11-22-87	... Hou	... L	... 7-40
11-7-88	... Hou	... W	... 24-17
12-18-88	... Cleve	... L	... 23-28
12-24-88	... f-Cleve	... W	... 24-23
10-29-89	... Cleve	... L	... 17-28
12-23-89	... Hou	... L	... 20-24
11-18-90	... Cleve	... W	... 35-23

12-9-90	... Hou	... W	... 58-14
11-17-91	... Hou	... W	... 28-24
10-15-91	... Cleve	... W	... 17-14
11-8-92	... Hou	... L	... 14-24
12-20-92	... Cleve	... W	... 17-14
11-21-93	... Cleve	... W	... 27-20
12-12-93	... Hou	... W	... 19-17
10-13-94	... Hou	... L	... 8-11
11-27-94	... Cleve	... L	... 10-34
9-17-95	... Hou	... L	... 7-14
11-5-95	... Cleve	... W	... 37-10
9-19-99	... Tenn	... W	... 26-9
11-28-99	... Cleve	... W	... 33-21
11-19-00	... Tenn	... W	... 24-10
12-17-00	... Cleve	... W	... 24-0
12-2-01	... Cleve	... W	... 31-15
12-30-01	... Tenn	... L	... 38-41
9-22-02	... Tenn	... L(ot)	... 28-31
11-6-05	... Cleve	... L	... 14-20

Total Points: Titans 1,149, Browns 1,196  
 Longest Win Streak: 6 (1995-01)  
 Longest Losing Streak: 9 (1970-74)  
 At LP Field: 2-2  
 At Cleveland Browns Stadium: 3-1  
 Sweeps: Titans (1975, 78, 81, 90, 91, 93, 99, 00)  
 Browns (1970, 71, 72, 73, 76, 84, 85, 86, 89, 94)

## DALLAS COWBOYS

Reg. Season: 5-7; Playoffs: 0-0  
 Reg. Home: 2-4; Reg. Away: 3-3

Date	Site	Result	Score
12-20-70	... Dal	... L	... 10-52
11-24-74	... Hou	... L	... 0-10
11-22-79	... Dal	... W	... 30-24
12-13-82	... Hou	... L	... 7-37
9-29-85	... Hou	... L	... 10-17
11-24-88	... Dal	... W	... 25-17
11-10-91	... Hou	... W(ot)	... 26-23
9-11-94	... Dal	... L	... 17-20
11-27-97	... Dal	... W	... 27-14
12-25-00	... Tenn	... W	... 31-0
9-15-02	... Dal	... L	... 13-21
10-1-06	... Tenn	... L	... 14-45

Total Points: Titans 210, Cowboys 280  
 Longest Win Streak: 2 (last, 1997-00)  
 Longest Losing Streak: 2 (last, 2002-06)  
 At LP Field: 1-1  
 At Texas Stadium: 3-3

## DENVER BRONCOS

Reg. Season: 20-13-1; Playoffs: 1-2  
 Reg. Home: 13-5; Reg. Away: 7-8-1

Date	Site	Result	Score
11-6-60	... Den	... W	... 45-25
11-20-60	... Hou	... W	... 20-10
11-5-61	... Den	... W	... 55-13
11-26-61	... Hou	... W	... 45-14
10-21-62	... Den	... L	... 10-20
12-2-62	... Hou	... W	... 34-17
9-14-63	... Hou	... W	... 14-20
10-13-63	... Den	... W	... 33-24
9-27-64	... Den	... W	... 38-17
12-20-64	... Hou	... W	... 34-15
10-17-65	... Den	... L	... 17-28
11-14-65	... Hou	... L	... 21-31
9-3-66	... Hou	... W	... 45-7
10-2-66	... Den	... L	... 38-40
10-1-67	... Hou	... W	... 10-6
11-12-67	... Den	... W	... 20-18
11-17-68	... Hou	... W	... 38-17
10-26-69	... Hou	... W	... 24-21
11-16-69	... Den	... T	... 20-20
11-29-70	... Hou	... W	... 31-21

9-17-72	... Den	... L	... 17-30
10-14-73	... Hou	... L	... 20-48
12-8-74	... Den	... L	... 14-38
10-10-76	... Hou	... W	... 17-3
12-4-77	... Hou	... L	... 14-24
12-23-79	... f-Hou	... W	... 13-7
11-2-80	... Den	... W	... 20-16
10-9-83	... Hou	... L	... 14-26
10-6-85	... Den	... L	... 20-31
10-4-87	... Den	... W	... 40-10
1-10-87	... d-Den	... L	... 10-34
10-6-91	... Hou	... W	... 42-14
1-4-92	... d-Den	... L	... 24-26
10-18-92	... Den	... L	... 21-27
11-26-95	... Hou	... W	... 42-33
12-25-04	... Tenn	... L	... 16-37
11-19-07	... Den	... L	... 20-34

Total Points: Titans 962, Broncos 816  
 Longest Win Streak: 5 (1962-65)  
 Longest Losing Streak: 3 (1972-74)  
 At LP Field: 0-1  
 At Invesco Field: 0-1  
 Sweeps: Titans (1960, 61, 63, 64, 67, 68); Broncos (1965)

## DETROIT LIONS

Reg. Season: 6-3; Playoffs: 0-0  
 Reg. Home: 4-2; Reg. Away: 2-1

Date	Site	Result	Score
10-17-71	... Hou	... L	... 7-31
10-26-75	... Hou	... W	... 24-8
11-13-83	... Hou	... W	... 27-17
10-5-86	... Det	... L	... 13-24
11-5-89	... Hou	... W	... 35-31
11-26-92	... Det	... W	... 24-21
12-10-95	... Hou	... L	... 17-24
10-21-01	... Det	... W	... 27-24
1-2-05	... Tenn	... W	... 24-19

Total Points: Titans 198, Lions 199  
 Longest Win Streak: 2 (last, 2001-04)  
 Longest Losing Streak: 1 (last, 1995)  
 At LP Field: 1-0  
 At Ford Field: 0-0

## GREEN BAY PACKERS

Reg. Season: 5-4; Playoffs: 0-0  
 Reg. Home: 1-3; Reg. Away: 4-1

Date	Site	Result	Score
11-19-72	... Hou	... L	... 10-23
9-25-77	... GB	... W	... 16-10
12-14-80	... GB	... W	... 22-3
9-4-83	... Hou	... L(ot)	... 38-41
9-7-86	... GB	... W	... 31-3
12-13-92	... Hou	... L	... 14-16
12-20-98	... GB	... L	... 22-30
12-16-01	... Tenn	... W	... 26-20
10-11-04	... GB	... W	... 48-27

Total Points: Titans 227, Packers 173  
 Longest Win Streak: 2 (last, 2001-04)  
 Longest Losing Streak: 2 (1992-98)  
 At LP Field: 1-0  
 At Lambeau Field: 4-1

## HOUSTON TEXANS

Reg. Season: 10-2; Playoffs: 0-0  
 Reg. Home: 5-1; Reg. Away: 5-1

Date	Site	Result	Score
11-10-02	... Tenn	... W	... 17-10
12-29-02	... Hou	... W	... 13-3
10-12-03	... Tenn	... W	... 38-17
12-21-03	... Hou	... W	... 27-24
10-17-04	... Tenn	... L	... 10-20
11-28-04	... Hou	... L	... 21-31

# ALL-TIME SERIES RESULTS

10-9-05	... Hou	... W	... 34-20
12-11-05	... Tenn	... W	... 13-10
10-29-06	... Tenn	... W	... 28-22
12-10-06	... Hou	W(ot)	... 26-20
10-21-07	... Hou	... W	... 38-36
12-2-07	... Tenn	... W	... 28-20

Total Points: Titans 293, Texans 233  
 Longest Win Streak: 6 (last, 2005-07)  
 Longest Losing Streak: 2 (2004)

At LP Field: 5-1

At Reliant Stadium: 5-1

Sweeps: Titans (2002, 03, 05, 06, 07); Texans (2004)

## INDIANAPOLIS COLTS

Reg. Season: 11-15; Playoffs: 1-0  
 Reg. Home: 5-6; Reg. Away: 6-9

Date	Site	Result	Score
10-11-70	... Hou	... L	... 20-24
11-4-73	... Balt	... W	... 31-27
11-1-76	... Balt	... L	... 14-38
10-14-79	... Balt	... W	... 28-16
9-21-80	... Hou	... W	... 21-16
12-18-83	... Balt	... L	... 10-20
9-9-84	... Hou	... L	... 21-35
12-22-85	... Ind	... L	... 16-34
11-23-86	... Hou	... W	... 31-17
11-29-87	... Ind	... L	... 27-51
9-4-88	... Ind	W(ot)	... 17-14
9-23-90	... Hou	... W	... 24-10
9-13-92	... Ind	... W	... 20-10
9-4-94	... Ind	... L	... 21-45
1-16-00	... d-Ind	... W	... 19-16
11-3-02	... Ind	... W	... 23-15
12-8-02	... Tenn	... W	... 27-17
9-14-03	... Ind	... L	... 7-33
12-7-03	... Tenn	... L	... 27-29
9-19-04	... Tenn	... L	... 17-31
12-5-04	... Ind	... L	... 24-51
10-2-05	... Tenn	... L	... 10-31
12-4-05	... Ind	... L	... 3-35
10-8-06	... Ind	... L	... 13-14
12-3-06	... Tenn	... W	... 20-17
9-16-07	... Tenn	... L	... 20-22
12-30-07	... Ind	... W	... 16-10

Total Points: Titans 527, Colts 678  
 Longest Win Streak: 3 (last, 1999-02)  
 Longest Losing Streak: 7 (2003-06)  
 At LP Field: 2-4  
 At RCA Dome: 5-7  
 Sweeps: Titans (2002); Colts (2003, 04, 05)

## JACKSONVILLE JAGUARS

Reg. Season: 14-12; Playoffs: 1-0  
 Reg. Home: 6-7; Reg. Away: 8-5

Date	Site	Result	Score
9-3-95	... Jax	... W	... 10-3
10-1-95	... Hou	... L	... 17-16
9-8-96	... Jax	... W	... 34-27
12-8-96	... Hou	... L	... 17-23
11-2-97	... Tenn	... L	... 24-30
11-16-97	... Jax	... L	... 9-17
9-27-98	... Tenn	... L	... 22-27
12-13-98	... Jax	... W	... 16-13
9-26-99	... Jax	... W	... 20-19
12-26-99	... Tenn	... W	... 41-14
1-23-00	... c-Jax	... W	... 33-14
10-16-00	... Tenn	... W	... 27-13
11-26-00	... Jax	... L	... 13-16
9-23-01	... Jax	... L	... 6-13
11-4-01	... Tenn	... W	... 28-24
10-13-02	... Tenn	... W	... 23-14
12-22-02	... Jax	... W	... 28-10

10-28-03	... Jax	... W	... 30-17
11-16-03	... Tenn	... W	... 10-3
9-26-04	... Tenn	... L	... 15-12
11-21-04	... Jax	... W	... 18-15
11-20-05	... Tenn	... L	... 28-31
1-1-06	... Jax	... L	... 13-40
11-5-06	... Jax	... L	... 7-37
12-17-06	... Tenn	... W	... 24-17
9-9-07	... Jax	... W	... 13-10
11-11-07	... Tenn	... L	... 13-28

Total Points: Titans 535, Jaguars 507  
 Longest Win Streak: 5 (last, 2001-03)  
 Longest Losing Streak: 4 (1996-98)  
 At LP Field: 6-3  
 At Jacksonville Municipal Stadium: 9-5  
 Sweeps: Titans (1999, 02); Jaguars (1997, 05)

## KANSAS CITY CHIEFS

Reg. Season: 19-25; Playoffs: 0-2  
 Reg. Home: 12-9; Reg. Away: 7-16

Date	Site	Result	Score
10-16-60	... Hou	... W	... 20-10
12-4-60	... Dal	... L	... 0-24
10-1-61	... Dal	... L	... 21-26
10-22-61	... Hou	... W	... 38-7
10-28-62	... Hou	... L	... 7-31
11-4-62	... Dal	... W	... 14-6
12-23-62	... a-Hou	L(ot)	... 17-20
10-6-63	... KC	... L	... 7-28
10-27-63	... Hou	... W	... 28-7
10-4-64	... KC	... L	... 7-28
11-22-64	... Hou	... L	... 19-28
10-24-65	... Hou	... W	... 38-36
11-28-65	... KC	... L	... 21-52
10-30-66	... KC	... L	... 23-48
9-9-67	... Hou	... L	... 20-25
10-22-67	... KC	... W	... 24-19
9-9-68	... Hou	... L	... 21-26
11-28-68	... KC	... L	... 10-24
10-12-69	... KC	... L	... 0-24
11-8-70	... KC	... L	... 9-24
9-26-71	... Hou	... L	... 16-20
11-18-73	... KC	... L	... 14-38
9-29-74	... Hou	... L	... 7-17
11-2-75	... KC	... W	... 17-13
11-27-77	... Hou	... W	... 34-20
9-10-78	... KC	... W	... 20-17
9-16-79	... Hou	... W	... 20-6
10-12-80	... KC	... L	... 20-21
11-15-81	... KC	... L	... 10-23
10-23-83	... Hou	... L	... 10-13
11-11-84	... KC	... W	... 16-17
11-3-85	... Hou	... W	... 23-20
9-21-86	... KC	... L	... 13-27
10-9-88	... Hou	... W	... 7-6
11-26-89	... KC	... L	... 0-34
12-16-90	... KC	... W	... 27-10
9-16-91	... Hou	... W	... 17-7
9-20-92	... Hou	W(ot)	... 23-20
9-12-93	... Hou	... W	... 30-0
1-16-94	... d-Hou	... L	... 20-28
12-18-94	... KC	... L	... 9-31
11-19-95	... KC	... L	... 13-20
9-1-96	... Hou	... L	... 19-20
10-10-00	... Tenn	W(ot)	... 17-14
12-13-04	... Tenn	... L	... 38-49
12-16-07	... KC	... W	... 26-17

Total Points: Titans 811, Chiefs 1001  
 Longest Win Streak: 4 (last, 1990-93)  
 Longest Losing Streak: 7 (1968-74)  
 At LP Field: 1-1  
 At Arrowhead Stadium: 5-7  
 Sweeps: Titans (0); Chiefs (1964, 68)

## MIAMI DOLPHINS

Reg. Season: 13-17; Playoffs: 1-0  
 Reg. Home: 7-7; Reg. Away: 6-10

Date	Site	Result	Score
10-23-66	... Hou	... L	... 13-20
12-18-66	... Mia	... L	... 28-29
12-3-67	... Hou	... W	... 17-14
12-23-67	... Mia	... W	... 41-10
9-14-68	... Mia	... W	... 24-10
10-6-68	... Hou	... L	... 7-24
9-28-69	... Hou	... W	... 22-10
11-23-69	... Mia	... W	... 32-7
9-27-70	... Hou	... L	... 10-20
9-24-72	... Mia	... L	... 13-34
11-16-75	... Hou	... W	... 20-19
10-2-77	... Mia	... L	... 7-27
11-20-78	... Hou	... W	... 35-30
12-24-78	... f-Mia	... W	... 17-9
11-5-79	... Mia	... W	... 9-6
9-20-81	... Hou	... L	... 10-16
12-4-83	... Hou	... L	... 17-24
10-14-84	... Mia	... L	... 10-28
9-8-85	... Hou	... W	... 26-23
11-2-86	... Mia	... L	... 7-28
10-1-89	... Hou	... W	... 39-7
10-20-91	... Mia	... W	... 17-13
11-22-92	... Mia	... L	... 16-19
11-17-96	... Hou	... L	... 20-23
9-7-97	... Mia	L(ot)	... 13-16
11-7-99	... Mia	... L	... 0-17
9-9-01	... Tenn	... L	... 23-31
11-9-03	... Tenn	... W	... 31-7
9-11-04	... Mia	... W	... 17-7
12-24-05	... Mia	... L	... 10-24
9-24-06	... Mia	... L	... 10-13

Total Points: Titans 561, Dolphins 565  
 Longest Win Streak: 3 (1978-79)  
 Longest Losing Streak: 5 (1992-01)  
 At LP Field: 1-1  
 At Dolphin Stadium: 2-5  
 Sweeps: Titans (1967, 69); Dolphins (1966)

## MINNESOTA VIKINGS

Reg. Season: 3-7; Playoffs: 0-0  
 Reg. Home: 2-1; Reg. Away: 1-6

Date	Site	Result	Score
10-13-74	... Min	... L	... 10-51
12-21-80	... Hou	... W	... 20-16
10-16-83	... Min	... L	... 14-34
12-14-86	... Hou	... W	... 23-10
9-10-89	... Min	... L	... 7-38
11-15-92	... Min	... W	... 17-13
10-8-95	... Min	... L	... 17-23
12-26-98	... Tenn	... L	... 16-26
12-9-01	... Min	... L	... 24-42
10-24-04	... Min	... L	... 3-20

Total Points: Titans 151, Vikings 273  
 Longest Win Streak: 1 (Last, 1992)  
 Longest Losing Streak: 4 (1995-04)  
 At LP Field: 0-0  
 At Metrodome: 1-5

## NEW ENGLAND PATRIOTS

Reg. Season: 15-20-1; Playoffs: 1-1  
 Reg. Home: 10-6; Reg. Away: 5-14-1

Date	Site	Result	Score
11-25-60	... NE	... W	... 24-10
12-18-60	... Hou	... W	... 37-21
10-13-61	... NE	... T	... 31-31
11-12-61	... Hou	... W	... 27-15
9-16-62	... NE	... L	... 21-34

Front Office

Coaching Staff

Players

Rookies

2007 Season

Records

History

Playoff History

Sidelines

# ALL-TIME SERIES RESULTS

Front Office  
 Coaching Staff  
 Players  
 Rookies  
 2007 Season  
 Records  
 History  
 Playoff History  
 Sidelines

11-18-62	...Hou	...W	...21-17
11-1-63	...NE	...L	...3-45
12-8-63	...Hou	...L	...28-46
11-6-64	...NE	...L	...24-25
11-29-64	...Hou	...L	...17-34
9-19-65	...Hou	...W	...10-31
12-18-65	...NE	...L	...14-42
9-25-66	...NE	...L	...21-27
11-13-66	...Hou	...L	...14-38
11-5-67	...NE	...L	...7-18
11-26-67	...Hou	...W	...27-6
10-13-68	...NE	...W	...16-0
12-15-68	...Hou	...W	...45-17
11-2-69	...NE	...L	...0-24
12-14-69	...Hou	...W	...23-27
11-7-71	...NE	...L	...20-28
11-25-73	...Hou	...L	...0-32
9-21-75	...NE	...W	...7-0
11-12-78	...NE	...W	...26-23
12-31-78	...d-NE	...W	...31-14
11-10-80	...Hou	...W	...38-34
10-18-81	...NE	...L	...10-38
11-28-82	...NE	...L	...21-29
10-18-87	...Hou	...L	...7-21
9-25-88	...Hou	...W	...31-6
10-8-89	...NE	...L	...13-23
9-22-91	...NE	...L	...20-24
10-17-93	...NE	...W	...28-14
9-20-98	...NE	...L	...16-27
12-16-02	...Tenn	...W	...24-7
10-5-03	...NE	...L	...30-38
1-10-04	...d-NE	...L	...14-17
12-31-06	...Tenn	...L	...23-40

Total Points: Titans 794, Patriots 898  
 Longest Win Streak: 4 (1975-80)  
 Longest Losing Streak: 4 (1965-67)  
 At LP Field: 1-1  
 At Gillette Stadium: 0-2  
 Sweeps: Titans (1960, 68); Patriots (1963, 64, 66)

### NEW ORLEANS SAINTS

Reg. Season: 7-4-1; Playoffs: 0-0  
 Reg. Home: 2-2-1; Reg. Away: 5-2

Date	Site	Result	Score
10-3-71	...Hou	...T	...13-13
10-3-76	...NO	...W	...31-26
12-10-78	...NO	...W	...17-12
11-22-81	...Hou	...L	...24-27
9-30-84	...Hou	...L	...10-27
12-13-87	...NO	...L	...10-24
10-21-90	...Hou	...W	...23-10
9-5-93	...NO	...L	...21-33
11-10-96	...NO	...W	...31-14
10-17-99	...NO	...W	...24-21
9-21-03	...Tenn	...W	...27-12
9-24-07	...NO	...W	...31-14

Total Points: Titans 262, Saints 233  
 Longest Win Streak: 4 (1996-07)  
 Longest Losing Streak: 3 (1981-87)  
 At LP Field: 1-0  
 At Superdome: 5-2

### NEW YORK GIANTS

Reg. Season: 4-5; Playoffs: 0-0  
 Reg. Home: 3-2; Reg. Away: 1-3

Date	Site	Result	Score
9-16-73	...NY	...L	...14-34
12-5-82	...NY	...L	...14-17
12-8-85	...Hou	...L	...14-35
12-21-91	...NY	...L	...20-24
11-21-94	...Hou	...L	...10-13
11-9-97	...Tenn	...W	...10-6
10-1-00	...Tenn	...W	...28-14

12-1-02	...NY	...W(ot)	...32-29
11-26-06	...Tenn	...W	...24-21

Total Points: Titans 166, Giants 193  
 Longest Win Streak: 4 (1997-06)  
 Longest Losing Streak: 5 (1973-94)  
 At LP Field: 2-0  
 At Giants Stadium: 1-2

### NEW YORK JETS

Reg. Season: 21-15-1; Playoffs: 1-0  
 Reg. Home: 15-5; Reg. Away: 6-10-1

Date	Site	Result	Score
10-9-60	...Hou	...W	...27-21
10-23-60	...NY	...W	...42-28
11-19-61	...Hou	...W	...49-13
12-10-61	...NY	...W	...48-21
10-14-62	...Hou	...W	...56-17
12-15-62	...NY	...W	...44-10
9-22-63	...NY	...L	...17-24
11-10-63	...Hou	...W	...31-27
10-17-64	...NY	...L	...21-24
12-13-64	...Hou	...W	...33-17
9-12-65	...Hou	...W	...27-21
11-21-65	...NY	...L	...14-41
9-18-66	...NY	...L	...13-52
10-16-66	...Hou	...W	...24-0
10-15-67	...NY	...T	...28-28
10-20-68	...Hou	...L	...14-20
11-10-68	...NY	...L	...7-26
10-20-69	...NY	...L	...17-26
12-6-69	...Hou	...L	...26-34
10-1-72	...Hou	...W	...26-20
11-3-74	...NY	...W	...27-22
9-18-77	...Hou	...W	...20-0
10-28-79	...Hou	...W	...27-24
11-23-80	...NY	...L(ot)	...28-31
9-27-81	...NY	...L	...17-33
11-18-84	...Hou	...W	...31-20
9-18-88	...NY	...L	...3-45
10-28-90	...Hou	...L	...12-17
10-13-91	...NY	...W	...23-20
12-29-91	...f-Hou	...W	...17-10
1-2-94	...Hou	...W	...24-0
12-24-94	...Hou	...W	...24-10
12-17-95	...Hou	...W	...23-6
12-1-96	...NY	...W	...35-10
11-22-98	...Tenn	...L	...3-24
12-1-03	...NY	...L	...17-24
9-10-06	...Tenn	...L	...16-23
12-23-07	...Tenn	...W	...10-6

Total Points: Titans 921, Jets 795  
 Longest Win Streak: 6 (last, 1991-96)  
 Longest Losing Streak: 4 (1968-69)  
 At LP Field: 1-1  
 At Giants Stadium: 2-2  
 Sweeps: Titans (1960, 61, 62); Jets (1968, 69)

### OAKLAND RAIDERS

Reg. Season: 18-23; Playoffs: 0-4  
 Reg. Home: 14-11; Reg. Away: 4-12

Date	Site	Result	Score
9-11-60	...Oak	...W	...37-22
9-25-60	...Hou	...L	...13-14
9-9-61	...Hou	...W	...55-0
12-17-61	...Oak	...W	...47-16
11-11-62	...Oak	...W	...28-20
12-9-62	...Hou	...W	...33-17
9-7-63	...Hou	...L	...13-24
12-22-63	...Oak	...L	...49-52
9-19-64	...Hou	...W	...42-28
11-15-64	...Oak	...L	...10-20
9-26-65	...Oak	...L	...17-21
11-7-65	...Hou	...L	...21-33

9-10-66	...Hou	...W	...31-0
11-6-66	...Oak	...L	...23-38
12-10-67	...Hou	...L	...7-19
12-31-67	...a-Oak	...L	...7-40
9-29-68	...Hou	...L	...15-24
9-14-69	...Oak	...L	...17-21
12-21-69	...ad-Oak	...L	...7-56
11-14-71	...Oak	...L	...21-41
10-9-72	...Hou	...L	...0-34
12-2-73	...Hou	...L	...6-17
12-14-75	...Hou	...W	...27-26
9-26-76	...Hou	...L	...13-14
11-13-77	...Oak	...L	...29-34
10-8-78	...Oak	...L	...17-21
11-11-79	...Hou	...W	...31-17
12-28-80	...f-Oak	...L	...7-27
11-8-81	...Hou	...W	...17-16
9-11-83	...LA	...L	...6-20
9-2-84	...Hou	...L	...14-24
10-26-86	...Hou	...L	...17-28
9-11-88	...Hou	...W	...38-35
11-19-89	...Hou	...W	...23-7
9-1-91	...Hou	...W	...47-17
10-30-94	...LA	...L	...14-17
8-31-97	...Tenn	...W(ot)	...24-21
12-9-99	...Tenn	...W	...21-14
12-22-01	...Oak	...W	...13-10
9-29-02	...Oak	...L	...25-52
1-19-03	...c-Oak	...L	...24-41
9-7-03	...Tenn	...W	...25-20
12-19-04	...Oak	...L	...35-40
10-30-05	...Tenn	...L	...25-34
10-28-07	...Tenn	...W	...13-9

Total Points: Titans 1,003, Raiders 1,101  
 Longest Win Streak: 4 (1961-62)  
 Longest Losing Streak: 9 (1966-73)  
 At LP Field: 3-1  
 At Network Associates Coliseum: 1-11  
 Sweeps: Titans (1961,62); Raiders (1963, 65)

### PHILADELPHIA EAGLES

Reg. Season: 3-6; Playoffs: 0-0  
 Reg. Home: 1-3; Reg. Away: 2-3

Date	Site	Result	Score
11-12-72	...Hou	...L	...17-18
12-16-79	...Hou	...L	...20-26
12-19-82	...Phil	...L	...14-35
10-2-88	...Phil	...L	...23-32
12-2-91	...Hou	...L	...6-13
10-24-94	...Phil	...L	...6-21
12-3-00	...Phil	...W	...15-13
9-8-02	...Tenn	...W	...27-24
11-19-06	...Phil	...W	...31-13

Total Points: Titans 159, Eagles 195  
 Longest Win Streak: 3 (2000-06)  
 Longest Losing Streak: 6 (1972-94)  
 At LP Field: 1-0  
 At Lincoln Financial Field: 1-0

### PITTSBURGH STEELERS

Reg. Season: 28-38; Playoffs: 1-3  
 Reg. Home: 17-16; Reg. Away: 11-22

Date	Site	Result	Score
9-20-70	...Pitt	...W	...19-7
10-18-70	...Hou	...L	...3-7
10-24-71	...Pitt	...L	...16-23
12-5-71	...Hou	...W	...29-3
10-15-72	...Pitt	...L	...7-24
12-10-72	...Hou	...L	...3-9
9-30-73	...Hou	...L	...7-36
12-9-73	...Pitt	...L	...7-33
10-6-74	...Hou	...L	...7-13
12-1-74	...Pitt	...W	...13-10
11-9-75	...Pitt	...L	...17-24

# ALL-TIME SERIES RESULTS

11-24-75	..Hou	..L	..9-32
11-21-76	..Pitt	..L	..16-32
12-11-76	..Hou	..L	..0-21
10-9-77	..Hou	..W	..27-10
10-23-77	..Pitt	..L	..10-27
10-23-78	..Pitt	..W	..24-17
12-3-78	..Hou	..L	..3-13
1-7-79	..c-Pitt	..L	..5-34
9-9-79	..Pitt	..L	..7-38
12-10-79	..Hou	..W	..20-17
1-6-80	..c-Pitt	..L	..13-27
9-7-80	..Pitt	..L	..17-31
12-4-80	..Hou	..W	..6-0
10-26-81	..Pitt	..L	..13-26
12-20-81	..Hou	..W	..21-20
11-21-82	..Hou	..L	..10-24
9-18-83	..Hou	..L	..28-40
10-2-83	..Pitt	..L	..10-17
11-4-84	..Pitt	..L	..7-35
12-2-84	..Hou	..W(ot)	..23-20
9-22-85	..Pitt	..L	..0-20
11-17-85	..Hou	..L	..7-30
9-28-86	..Hou	..L(ot)	..16-22
11-16-86	..Pitt	..L	..10-21
11-15-87	..Pitt	..W	..23-3
12-20-87	..Hou	..W	..24-16
10-16-88	..Pitt	..W	..34-14
12-4-88	..Hou	..L	..34-37
10-22-89	..Hou	..W	..27-0
12-3-89	..Pitt	..W	..23-16
12-31-89	..f-Hou	..L(ot)	..26-23
9-16-90	..Pitt	..L	..9-20
12-30-90	..Hou	..W	..34-14
11-24-91	..Pitt	..L	..14-26
12-8-91	..Hou	..W	..31-6
9-6-92	..Hou	..L	..24-29
11-1-92	..Pitt	..L	..20-21
11-28-93	..Hou	..W	..23-3
12-19-93	..Pitt	..W	..26-17
10-3-94	..Pitt	..L	..14-30
11-6-94	..Hou	..L(ot)	..9-12
9-10-95	..Hou	..L	..17-34
12-3-95	..Pitt	..L	..7-21
9-29-96	..Pitt	..L	..16-30
10-20-96	..Hou	..W	..23-13
9-28-97	..Pitt	..L	..24-37
12-21-97	..Tenn	..W	..16-6
11-1-98	..Pitt	..W	..41-31
11-15-98	..Tenn	..W	..23-14
11-21-99	..Tenn	..W	..16-10
1-2-00	..Pitt	..W	..47-36
9-24-00	..Pitt	..W	..23-20
11-5-00	..Tenn	..W	..9-7
10-29-01	..Pitt	..L	..7-34
11-25-01	..Tenn	..L	..24-34
11-17-02	..Tenn	..W	..31-23
1-11-03	..d-Tenn	..W(ot)	..34-31
9-28-03	..Pitt	..W	..30-13
9-11-05	..Pitt	..L	..7-34

Total Points: Titans 1,217, Steelers 1,481  
 Longest Win Streak: 7 (1997-00)  
 Longest Losing Streak: 5 (last, 1994-96)  
 At LP Field: 4-1  
 At Heinz Field: 1-2  
 Sweeps: Titans (1987, 89, 93, 98, 99, 00); Steelers (1972, 73, 75, 76, 83, 85, 86, 92, 94, 95, 01)

## ST. LOUIS RAMS

Reg. Season: 3-6; Playoffs: 0-1  
 Reg. Home: 2-3; Reg. Away: 1-3

Date	Site	Result	Score
10-7-73	..Hou	..L	..26-31
9-24-78	..Hou	..L	..6-10
9-6-81	..LA	..W	..27-20
12-9-84	..LA	..L	..16-27
9-13-87	..Hou	..W	..20-16

11-4-90	..LA	..L	..13-17
9-26-93	..Hou	..L	..28-13
10-31-99	..Tenn	..W	..24-21
1-30-00	..s-Atl	..L	..16-23
9-25-05	..St.L	..L	..27-31

Total Points: Titans 188, Rams 224  
 Longest Win Streak: 1 (Last, 1999)  
 Longest Losing Streak: 2 (last, 2000-05)  
 At LP Field: 1-0  
 At Edward Jones Dome: 0-1

## SAN DIEGO CHARGERS

Reg. Season: 13-22-1; Playoffs: 3-1  
 Reg. Home: 10-8; Reg. Away: 3-14-1

Date	Site	Result	Score
9-18-60	..Hou	..W	..38-28
11-13-60	..LA	..L	..21-24
1-1-61	..a-Hou	..W	..24-16
9-24-61	..SD	..L	..24-34
12-3-61	..Hou	..W	..33-13
12-24-61	..a-SD	..W	..10-3
9-23-62	..SD	..W	..42-17
11-25-62	..Hou	..W	..33-27
12-1-63	..SD	..L	..0-27
12-15-63	..Hou	..L	..14-20
9-12-64	..SD	..L	..21-27
10-25-64	..Hou	..L	..17-20
10-3-65	..SD	..L	..14-31
12-12-65	..Hou	..L	..26-37
12-4-66	..Hou	..L	..22-28
9-24-67	..SD	..L	..3-13
11-12-67	..Hou	..W	..17-24
9-21-68	..SD	..L	..14-30
11-27-69	..Hou	..L	..17-21
10-25-70	..SD	..T	..31-31
12-19-71	..Hou	..W	..49-33
11-26-72	..SD	..L	..20-34
9-15-74	..Hou	..W	..21-14
9-28-75	..Hou	..W	..33-17
10-17-76	..SD	..L	..27-30
12-17-78	..Hou	..L	..24-45
12-29-79	..d-SD	..W	..17-14
9-16-84	..SD	..L	..14-31
11-24-85	..Hou	..W	..37-35
12-7-86	..SD	..L	..0-27
12-6-87	..Hou	..W	..33-18
9-17-89	..SD	..W	..34-27
9-30-90	..SD	..W	..17-7
9-27-92	..Hou	..W	..27-0
9-19-93	..SD	..L	..17-18
9-13-98	..Tenn	..L	..7-13
10-3-04	..SD	..L	..17-38
9-17-06	..SD	..L	..7-40
12-9-07	..Tenn	..L(ot)	..17-23
1-6-08	..f-SD	..L	..6-17

Total Points: Titans 852, Chargers 945  
 Longest Win Streak: 4 (1987-92)  
 Longest Losing Streak: 8 (1963-67)  
 At LP Field: 0-1  
 At Qualcomm Stadium: 3-10-1  
 Sweeps: Titans (1962); Chargers (1963, 64, 65)

## SAN FRANCISCO 49ERS

Reg. Season: 4-7; Playoffs: 0-0  
 Reg. Home: 2-4; Reg. Away: 2-3

Date	Site	Result	Score
11-15-70	..Hou	..L	..20-30
12-7-75	..SF	..W	..27-13
9-17-78	..Hou	..W	..20-19
12-13-81	..SF	..L	..6-28
10-21-84	..Hou	..L	..21-34
11-8-87	..SF	..L	..20-27
10-7-90	..Hou	..L	..21-24

12-25-93	..SF	..W	..10-7
10-27-96	..Hou	..L	..9-10
10-3-99	..SF	..L	..22-24
11-27-05	..Tenn	..W	..33-22

Total Points: Titans 209, 49ers 238  
 Longest Win Streak: 2 (1975-78)  
 Longest Losing Streak: 4 (1981-90)  
 At LP Field: 1-0  
 At Monster Park: 2-3

## SEATTLE SEAHAWKS

Reg. Season: 4-9; Playoffs: 1-0  
 Reg. Home: 3-3; Reg. Away: 1-6

Date	Site	Result	Score
11-20-77	..Sea	..W	..22-10
10-21-79	..Sea	..L	..14-34
10-5-80	..Hou	..L	..7-26
10-11-81	..Hou	..W	..35-17
9-19-82	..Hou	..W	..23-21
1-3-88	..f-Hou	..W(ot)	..23-20
11-13-88	..Sea	..L	..24-27
12-2-90	..Sea	..L(ot)	..10-13
11-7-93	..Hou	..W	..24-14
12-11-94	..Hou	..L	..14-16
11-3-96	..Sea	..L	..16-23
10-5-97	..Sea	..L	..13-16
11-29-98	..Sea	..L	..18-20
12-18-05	..Tenn	..L	..24-28

Total Points: Titans 267, Seahawks 285  
 Longest Win Streak: 3 (1981-87)  
 Longest Losing Streak: 5 (1994-05)  
 At LP Field: 0-1  
 At Quest Field: 0-0

## TAMPA BAY BUCCANEERS

Reg. Season: 7-2; Playoffs: 0-0  
 Reg. Home: 6-0; Reg. Away: 1-2

Date	Site	Result	Score
9-12-76	..Hou	..W	..20-0
10-19-80	..Hou	..W	..20-14
11-27-83	..TB	..L	..24-33
12-10-89	..Hou	..W	..20-17
10-29-95	..Hou	..W	..19-7
11-8-98	..TB	..W	..31-22
10-14-01	..Tenn	..W(ot)	..31-28
12-28-03	..Tenn	..W	..33-13
10-14-07	..TB	..L	..10-13

Total Points: Titans 208, Buccaneers 147  
 Longest Win Streak: 5 (1989-03)  
 Longest Losing Streak: 1 (1983)  
 At LP Field: 2-0  
 At Raymond James Stadium: 1-1

## WASHINGTON REDSKINS

Reg. Season: 6-4; Playoffs: 0-0  
 Reg. Home: 3-1; Reg. Away: 3-3

Date	Site	Result	Score
10-10-71	..Wash	..L	..13-22
10-19-75	..Hou	..W	..13-10
9-2-79	..Wash	..W	..29-27
9-15-85	..Wash	..L	..16-13
10-30-88	..Hou	..W	..41-17
11-3-91	..Wash	..L(ot)	..13-16
10-19-97	..Tenn	..W	..28-14
10-30-00	..Wash	..W	..27-21
10-6-02	..Tenn	..L	..14-31
10-15-06	..Wash	..W	..25-22

Total Points: Titans 216, Redskins 196  
 Longest Win Streak: 2 (last, 1997-00)  
 Longest Losing Streak: 1 (last, 2002)  
 At LP Field: 0-1

Front Office

Coaching Staff

Players

Rookies

2007 Season

Records

History

Playoff History

Sidelines

# ALL-TIME DRAFT SELECTIONS

Front Office

Coaching Staff

Players

Rookies

2007 Season

Records

History

Playoff History

Sidelines

## 2008

Rd.	Pick	Player	Pos.	College
1	24	Chris Johnson	RB	East Carolina
2	54	Jason Jones	DL	Eastern Michigan
3	85	Craig Stevens	TE	California
4a	103	William Hayes	DE	Winston-Salem St.
4b	126	Lavelle Hawkins	WR	California
4c	134	Stanford Keglal	LB	Purdue
7	229	Cary Williams	CB	Washburn

### Draft Notes

- 4c – Awarded as compensatory selection
- 4a – Pick acquired in trade with Washington for fourth round pick (#124 overall) and fifth round pick (#157 overall).
- 4b – Pick acquired in trade with Dallas for Pacman Jones
- 5 – Pick traded to Washington
- 6 – Pick traded to Seattle for Bryce Fisher

## 2007

Rd.	Pick	Player	Pos.	College
1	19	Michael Griffin	S	Texas
2	50	Chris Henry	RB	Arizona
3	80	Paul Williams	WR	Fresno State
4a	115	Leroy Harris	G/C	N.C. State
4b	128	Chris Davis	WR	Florida State
5	152	Antonio Johnson	DT	Mississippi State
6a	188	Joel Filani	WR	Texas Tech
6b	204	Jacob Ford	DE	Central Arkansas
6c	206	Ryan Smith	CB	Florida
7	223	Mike Otto	T	Purdue

### Draft Notes

- 4b – Pick acquired in trade with Baltimore for Steve McNair in 2006.
- 6b – Pick acquired in trade with San Diego for Billy Volek in 2006.
- 6c – Pick acquired in trade with Indianapolis for seventh round pick (#238 overall) in 2006. That selection was originally obtained from Indianapolis for Rocky Calmus.

## 2006

Rd.	Pick	Player	Pos.	College
1	3	Vince Young	QB	Texas
2a	39	(Traded to Philadelphia)		
2b	45	LenDale White	RB	USC
3	70	(Traded to Buffalo)		
4a	102	Calvin Lowry	S	Penn St.
4b	116	Stephen Tulloch	LB	NC State
5a	137	Terna Nande	LB	Miami (OH)
5b	169	Jesse Mahelona	DT	Tennessee
6	172	Jonathan Orr	WR	Wisconsin
7a	215	Cortland Finnegan	CB	Samford
7b	238	(Traded to Indianapolis)		
7c	245	Spencer Toome	LB	Utah
7d	246	Quinton Ganther	RB	Utah

### Draft Notes

- 5b, 7c and 7d – awarded as compensatory selections
- 2a – Pick traded to Philadelphia (see 2b)
- 2b – Pick acquired from Philadelphia along with 2006 fourth round pick (116 overall) for the Titans second round pick (39 overall)
- 3 – Pick traded to Buffalo for RB Travis Henry in 2005
- 7b – Pick acquired from Indianapolis for LB Rocky Calmus in 2005 and traded back to Indianapolis for sixth round selection in 2007

## 2005

Rd.	Pick	Player	Pos.	College
1	6	Adam Jones	CB	West Virginia
2	37	(Traded to Detroit)		
2b	41	Michael Roos	T	E. Washington
3a	68	Courtney Roby	WR	Indiana
3b	96	Brandon Jones	WR	Oklahoma
4a	108	Vincent Fuller	S	Virginia Tech
4b	113	David Stewart	T	Mississippi St.
4c	136	Roydell Williams	WR	Tulane
5a	142	Damien Nash	RB	Missouri
5b	150	Daniel Loper	T	Texas Tech
6	179	Bo Scaife	TE	Texas
7	218	Reynald Hill	CB	Florida

### Draft Notes

- 3b and 4c – awarded as compensatory selections

- 2a – Pick traded to Detroit (see 2b)
- 2b – Pick acquired from Detroit along with 2005 fourth round pick (113 overall) for the Titans second round pick (37 overall)
- 4b – Pick acquired from Detroit (see 2b)
- 5b – Pick acquired from Kansas City for DE Carlos Hall

## 2004

Rd.	Pick	Player	Pos.	College
1	27	(Traded to Houston)		
2a	40	Ben Troupe	TE	Florida
2b	42	Travis LaBoy	DE	Hawaii
2c	57	Antwan Odom	DE	Alabama
3a	71	Randy Starks	DT	Maryland
3b	92	Rich Gardner	CB	Penn State
4a	103	Bo Schobel	DE	TCU
4b	124	Michael Waddell	CB	North Carolina
5a	138	Jacob Bell	G	Miami (OH)
5b	159	(Traded to Houston)		
5c	165	Robert Reynolds	LB	Ohio State
6	191	Troy Fleming	RB	Tennessee
7a	230	Jared Claus	DT	Iowa
7b	239	Eugene Amamo	C	SE Missouri St.
7c	241	Sean McHugh	TE	Penn State

### Draft Notes

- 5c, 7b, 7c – awarded as compensatory selections
- 1 – Pick traded to Houston (see 2a)
- 2a – Pick acquired from Houston along with 2004 third round pick (71 overall), fourth round pick (103 overall) and fifth round pick (138 overall) for the Titans 2004 first round pick (27 overall) and fifth round pick (159 overall)
- 2b – Pick acquired from New York Jets for WR Justin McCarians
- 3a – Pick acquired in Houston trade (see 2a)
- 4a – Pick acquired in Houston trade (see 2a)
- 5a – Pick acquired in Houston trade (see 2a)
- 5b – Pick traded to Houston (see 2a)

## 2003

Rd.	Pick	Player	Pos.	College
1	28	Andre Woolfolk	CB	Oklahoma
2	60	Tyrone Calico	WR	Middle TN St.
3	93	Chris Brown	RB	Colorado
4	126	Rien Long	DT	Washington St.
5a	154	Donnie Nickey	S	Ohio State
5b	164	(Traded to New England)		
6	201	(Traded to New England)		
7a	225	Todd Williams	T	Florida State
7b	243	(Traded to New England)		

### Draft Notes

- 5a – Pick acquired from New England along with 2003 seventh round pick (225 overall) for the Titans 2003 fifth round pick (164 overall), sixth round pick (201 overall) and seventh round pick (243 overall)
- 5b – Pick traded to New England (see 5a)
- 6 – Pick traded to New England (see 5a)
- 7a – Pick acquired in New England trade (see 5a)
- 7b – Pick traded to New England (see 5a)

## 2002

Rd.	Pick	Player	Pos.	College
1a	14	(Traded to N.Y. Giants)		
1b	15	Albert Haynesworth	DT	Tennessee
2	45	Tank Williams	S	Stanford
3	77	Rocky Calmus	LB	Oklahoma
4a	110	Mike Echols	CB	Wisconsin
4b	115	Tony Beckham	CB	Wisconsin-Stout
4c	133	Rocky Boiman	LB	Notre Dame
5	151	Jake Schifino	WR	Akron
6	187	Justin Hartwig	G	Kansas
7a	225	Darrell Hill	WR	Northern Illinois
7b	240	Carlos Hall	DE	Arkansas

### Draft Notes

- 4c, 7b – awarded as compensatory selections
- 1a – Pick traded to N.Y. Giants (see 1b)
- 1b – Pick acquired from the New York Giants along with 2002 fourth round pick (115 overall) for the Titans 2002 first round pick (14 overall)
- 4b – Pick acquired in Giants trade (see 1b)
- 7b – Pick acquired from Green Bay for DT Rod Walker

## 2001

Rd.	Pick	Player	Pos.	College
1	29	(Traded to St. Louis)		
2	60	Andre Dyson	CB	Utah
3	90	Shad Meier	TE	Kansas State
4	124	Justin McCareins	WR	Northern Illinois
5	159	Eddie Berlin	WR	Northern Iowa
6a	192	Dan Alexander	RB	Nebraska
6b	199	Adam Haayer	T	Minnesota
7a	229	(Traded to Oakland)		
7b	232	Keith Adams	LB	Clemson

### Draft Notes

- 6b, 7b – awarded as compensatory selections
- 1 – Pick traded to St. Louis for DE Kevin Carter
- 7a – Pick traded to Oakland for C Gennaro DiNapoli

## 2000

Rd.	Pick	Player	Pos.	College
1	30	Keith Bulluck	LB	Syracuse
3a	68	Erron Kinney	TE	Florida
3b	93	Byron Frisch	DE	Brigham Young
4a	124	Bobby Myers	S	Wisconsin
4b	128	Peter Sirmon	LB	Oregon
5a	135	Aric Morris	S	Michigan State
5b	160	Frank Chamberlin	LB	Boston College
6	197	Robaire Smith	DE	Michigan State
7a	213	Mike Green	RB	Houston
7b	237	Wes Shivers	T	Mississippi State

### Draft Notes

- 4b – awarded as compensatory selection
- 7a – Pick acquired from Chicago for LB Lemanski Hall

## 1999

Rd.	Pick	Player	Pos.	College
1	16	Jevon Kearse	DE	Florida
2a	46	(Traded to New England)		
2b	52	John Thornton	DT	West Virginia
3	81	Zach Piller	G	Florida
4a	114	Brad Ware	S	Auburn
4b	117	Donald Mitchell	CB	S. Methodist
5	151	Kevin Daft	QB	California-Davis
6	186	Darran Hall	WR	Colorado State
7	222	Phil Glover	LB	Utah

### Draft Notes

- 2a – Pick traded to New England (see 2b)
- 2b – Pick acquired from New England along with 1999 fourth round pick (117 overall) for Titans 1999 second round pick (46 overall)
- 4b – Pick acquired in New England trade (see 2b)

## 1998

Rd.	Pick	Player	Pos.	College
1	16	Kevin Dyson	WR	Utah
2	46	Samari Rolle	CB	Florida State
3	77	Dainon Sidney	CB	Alabama-Birm.
4	107	Joe Salave'a	DT	Arizona
5	139	Benji Olson	G	Washington
6	168	Lee Wiggins	DB	South Carolina
7a	205	Jimmy Sprotte	LB	Arizona
7b	229	Kevin Long	C	Florida State

### Draft Notes

- 7b – awarded as a compensatory selection

## 1997

Rd.	Pick	Player	Pos.	College
1a	13	(Traded to Kansas City)		
1b	18	Kenny Holmes	DE	Miami (FL)
2	46	Joey Kent	WR	Tennessee
3a	75	Denard Walker	CB	LSU
3b	81	Scott Sanderson	T	Washington State
4a	98	Derrick Mason	WR	Michigan State
4b	107	Pratt Lyons	DE	Troy State
4c	110	(Traded to Kansas City)		
4d	116	(Traded to New Orleans)		
5a	132	(Traded to Washington)		
5b	143	George McCullough	DB	Baylor
6a	165	(Traded to New Orleans)		
6b	179	(Traded to St. Louis)		
6c	181	Dennis Stallings	LB	Illinois

7 216 Armon Williams DB Arizona

### Draft Notes

- 1a – Pick traded to Kansas City (see 1b)
- 1b – Pick acquired from Kansas City along with 1997 third round pick (81 overall), fourth round pick (116 overall) and sixth round pick (181 overall) for Oilers 1997 first round pick (13 overall) and fourth round pick (110 overall)
- 3b – Pick acquired from Kansas City (see 1b)
- 4a – Pick acquired from Atlanta along with 1997 sixth round pick (165 overall) for QB Chris Chandler
- 4b – Pick acquired from New Orleans for Oilers 1997 fourth round pick (116 overall) and sixth round pick (165 overall)
- 4c – Pick traded to Kansas City (see 1b)
- 4d – Pick acquired from Kansas City (see 1b) and traded to New Orleans (see 4b)
- 5a – Pick traded to Washington
- 6a – Pick acquired from Atlanta (see 4a) and traded to New Orleans (see 4b)
- 6b – Pick traded to St. Louis for DE Robert Young
- 6c – Pick acquired from Kansas City (see 1b)

## 1996

Rd.	Pick	Player	Pos.	College
1a	9	(Traded to Oakland)		
1b	14	Eddie George	RB	Ohio State
1c	17	(Traded to Seattle)		
2a	38	Bryant Mix	DE	Alcorn State
2b	48	Jason Layman	G	Tennessee
3	74	Terry Killens	LB	Penn State
4a	107	Kendrick Burton	DE	Alabama
4b	109	Jon Runyan	T	Michigan
5	143	Rayna Stewart	DB	Northern Arizona
6	177	Anthony Dorsett	LB	Pittsburgh
7	218	Mike Archie	RB	Penn State

### Draft Notes

- 1a – Pick traded to Oakland for Raiders 1996 first round pick (17 overall), second round pick (48 overall) and fourth round pick (109 overall)
- 1b – Pick acquired from Seattle for Oilers 1996 first round pick (17 overall) and Oilers DT Glenn Montgomery
- 1c – Pick acquired from Oakland (see 1a) and traded to Seattle (see 1b)
- 2b – Pick acquired in Oakland trade (see 1a)
- 4b – Pick acquired in Oakland trade (see 1a)

## 1995

Rd.	Pick	Player	Pos.	College
1	3	Steve McNair	QB	Alcorn State
2	35	Anthony Cook	DT	South Carolina St.
3a	67	Chris Sanders	WR	Ohio State
3b	89	Rodney Thomas	RB	Texas A&M
3c	95	Torey Hunter	DB	Washington State
4	101	Michael Roan	TE	Wisconsin
5a	137	(Awarded to Washington)		
5b	159	Gary Walker	DE	Auburn
6	174	Hicham El-Mashtoub	C	Arizona
7	211	C.J. Richardson	DB	Miami (FL)

### Draft Notes

- 3c – awarded as a compensatory selection
- 3b – Pick acquired from Minnesota along with 1994 fourth round pick (119 overall) for QB Warren Moon
- 5a – Pick to Washington in Wilbur Marshall ruling
- 5b – Pick awarded as compensation from New England for restricted free agent DE Tim Roberts

## 1994

Rd.	Pick	Player	Pos.	College
1	26	Henry Ford	DE	Arkansas
2	60	Jeremy Nunley	DE	Alabama
3a	97	(Awarded to Washington)		
3b	101	Malcolm Floyd (Seaborn)	WR	Fresno State
4a	119	Mike Davis	DB	Cincinnati
4b	129	Sean Jackson	RB	Florida State
5a	157	Roderick Lewis	TE	Arizona
5b	161	Jim Reid	T	Virginia
6a	187	Lee Gissendanar	WR	Northwestern

Front Office

Coaching Staff

Players

Rookies

2007 Season

Records

History

Playoff History

Sidelines



# ALL-TIME DRAFT SELECTIONS

Front Office

Coaching Staff

Players

Rookies

2007 Season

Records

History

Playoff History

Sidelines

6b	194	Barron Wortham	LB	UTEP
7	220	Lemanski Hall	LB	Alabama

### Draft Notes

- 3b – awarded as a compensatory selection
- 3a – Pick to Washington in Wilber Marshall ruling
- 4a – Pick acquired from Minnesota along with 1995 third round pick (89 overall) for QB Warren Moon

### 1993

Rd.	Pick	Player	Pos.	College
1a	13	Brad Hopkins	T	Illinois
1b	19	(Traded to Philadelphia)		
2	47	Mike Barrow	LB	Miami (FL)
3	75	(Traded to Philadelphia)		
4	102	Travis Hannah	WR	USC
5	131	John Henry Mills	TE	Wake Forest
6	158	Chuck Bradley	T	Kentucky
7	187	Patrick Robinson	WR	Tennessee State
8	214	Blaine Bishop	DB	Ball State

### Draft Notes

- 1a – Pick acquired from Philadelphia for Oilers 1993 first round pick (19 overall) and third round pick (75 overall)
- 1b – Pick traded to Philadelphia (see 1a)
- 3 – Pick traded to Philadelphia (see 1a)

### 1992

Rd.	Pick	Player	Pos.	College
1	23	(Traded to San Diego)		
2	50	Eddie Robinson	LB	Alabama State
3	77	Corey Harris	WR	Vanderbilt
4	108	Mike Mooney	T	Georgia Tech
5a	133	Joe Bowden	LB	Oklahoma
5b	135	Tony Brown	DB	Fresno State
5c	136	Tim Roberts	DT	Southern Miss
6	162	Mario Bailey	WR	Washington
7	189	Elbert Turner	WR	Illinois
8	220	Bucky Richardson	QB	Texas A&M
9	247	Bernard Dafney	T	Tennessee
10	274	Dion Johnson	WR	East Carolina
11	301	Anthony Davis	LB	Utah
12	332	Joe Wood	K	Air Force

### Draft Notes

- 1 – Pick traded to San Diego along with WR Shawn Jefferson for Chargers DE Lee Williams in August of 1991
- 5a – Pick acquired from New Orleans for Oilers RB Allen Pinkett
- 5c – Pick acquired from Dallas along with 1991 second round pick (Minnesota's pick, 38 overall) for RB Alonzo Highsmith

### 1991

Rd.	Pick	Player	Pos.	College
1	17	(Traded to New England)		
2a	28	Mike Dumas	DB	Indiana
2b	38	Darryll Lewis	DB	Arizona
2c	44	John Flannery	C	Syracuse
3a	71	Steve Jackson	DB	Purdue
3b	79	Kevin Donnalley	T	North Carolina
4a	101	David Rocker	DT	Auburn
4b	102	Marcus Robertson	DB	Iowa State
5	129	Gary Wellman	WR	USC
6	157	(Pick traded to Philadelphia)		
7	183	Kyle Freeman	LB	Angelo State
8	214	Gary Brown	RB	Penn State
9	240	Shawn Jefferson	WR	Central Florida
10	267	Curtis Moore	LB	Kansas
11	294	James Smith	DB	Richmond
12	325	Alex Johnson	WR	Miami (FL)

### Draft Notes

- 1 – Pick traded to New England for 1991 second round pick (28 overall) and fourth round pick (101 overall)
- 2a – Pick acquired in New England trade (see 1)
- 2b – Pick acquired from Dallas (originally Minnesota's selection) along with 1992 fourth round pick (136 overall) for RB Alonzo Highsmith
- 3b – Pick acquired from Miami for LB John Grimsley
- 4a – Pick acquired in New England trade (see 1)
- 6 – Pick traded to Philadelphia for QB Don McPherson in 1990

### 1990

Rd.	Pick	Player	Pos.	College
1	15	Lamar Lathon	LB	Houston
2	41	Jeff Alm	DT	Notre Dame
3	72	Willis Peguese	DE	Miami (FL)
4	99	Eric Still	G	Tennessee
5	126	Richard Newbill	LB	Miami (FL)
6	153	Tony Jones	WR	Texas
7	184	Andy Murray	RB	Kentucky
8	211	Brett Tucker	DB	Northern Illinois
9	237	Pat Coleman	WR	Mississippi
10	264	Dee Thomas	DB	Nicholls State
11	295	Joey Banas	T	Houston
12	321	Reggie Slack	QB	Auburn

### Draft Notes

none

### 1989

Rd.	Pick	Player	Pos.	College
1	23	David Williams	T	Florida
2	50	Scott Kozak	LB	Oregon
3	77	Bubba McDowell	S	Miami (FL)
4	104	Rod Harris	WR	Texas A&M
5	131	Glenn Montgomery	DT	Houston
6	157	Bo Orlando	S	West Virginia
7	190	Tracy Rogers	LB	Fresno State
8	217	Alvoid Mays	CB	West Virginia
9	244	Bob Mrosko	TE	Penn State
10	271	Tracy Johnson	RB	Clemson
11	298	Brian Smider	T	West Virginia
12	325	Chuck Hartlieb	QB	Iowa

### Draft Notes

none

### 1988

Rd.	Pick	Player	Pos.	College
1a	9	(Traded to Raiders)		
1b	22	Lorenzo White	RB	Michigan State
2	48	Quintin Jones	DB	Pittsburgh
3a	72	Greg Montgomery	P	Michigan State
3b	74	(Traded to Raiders)		
4	102	(Traded to Raiders)		
5a	125	Chris Dishman	DB	Purdue
5b	130	Cris Verhulst	TE	Cal State-Chico
6	157	Kurt Crain	LB	Auburn
7	187	Tracey Eaton	DB	Portland State
8	214	David Viaene	C	Minnesota-Duluth
9	241	David Spradlin	LB	TCU
10	271	Marco Johnson	WR	Hawaii
11	298	Jethro Franklin	DE	Fresno State
12	325	John Brantley	LB	Georgia

### Draft Notes

- 1a – Pick traded (originally L.A. Rams pick from 1987 trade) to L.A. Raiders along with 1988 third round pick (74 overall) and fourth round pick (102 Overall) for DE Sean Jones. 1988 second round pick (48 overall, Oilers original pick) and third round pick (60 overall)
- 2 – Pick reacquired from L.A. Raiders in trade (see 1a)
- 3a – Pick acquired from S.D. along with fifth round pick (125 overall) for the Oilers third round pick (60 overall)
- 3b – Pick traded to L.A. Raiders (see 1a)
- 4 – Pick traded to Raiders (see 1a)
- 5a – Pick acquired in San Diego trade (see 3a)

### 1987

Rd.	Pick	Player	Pos.	College
1a	3	Alonzo Highsmith	RB	Miami (FL)
1b	8	(Traded to Buffalo)		
1c	20	Haywood Jeffires	WR	North Carolina St.
2a	36	(Traded to Buffalo)		
2b	46	Walter Johnson	LB	Louisiana Tech
3	64	Cody Carlson	QB	Baylor
4a	91	(Traded to L.A. Rams)		
4b	105	Mark Dusbabek	LB	Minnesota
5a	120	(Traded to Washington)		
5b	133	Spencer Tillman	RB	Oklahoma
6a	147	Al Smith	LB	Utah State
6b	159	Toby Caston	LB	LSU
7	176	Robert Banks	DT	Notre Dame

# ALL-TIME DRAFT SELECTIONS

8	202	Michel James	WR	Washington State
9	231	Wes Neighbors	C	Alabama
10	258	Curtis Duncan	WR	Northwestern
11	287	John Davis	G	Georgia Tech
12	314	Ira Valentine	RB	Texas A&M

## Draft Notes

- 1a – Pick acquired from Buffalo for Oilers 1987 first round pick (8 overall) and second round pick (36 overall)
- 1b – Pick traded to Buffalo (see 1a)
- 1c – Pick acquired from L.A. Rams along with G Kent Hill, DE William Fuller, 1987 fifth round pick (133 overall) and 1988 first round pick (9 overall) for QB Jim Everett
- 2a – Pick acquired from Detroit for T Harvey Salem and traded to Buffalo (see 1a)
- 2b – Pick acquired from Kansas City along with 1987 fourth round pick (105 overall) for the Oilers second round pick (35 overall)
- 4a – Pick traded to L.A. Rams along with 1986 seventh round pick (172 overall) for WR Drew Hill in 1986.
- 4b – Pick acquired in Kansas City trade (see 2b)
- 5a – Pick traded to Washington (eventually to Chicago) for PK Tony Zendejas
- 5b – Pick acquired in L.A. Rams trade (see 1c)
- 6b – Pick acquired from Kansas City for RB Larry Moriarty

## 1986

Rd.	Pick	Player	Pos.	College
1	3	Jim Everett	QB	Purdue
2	34	Ernest Givins	WR	Louisville
3	61	Allen Pinkett	RB	Notre Dame
4	87	(Traded to Kansas City)		
5	114	Jeff Parks	TE	Auburn
6	145	Ray Wallace	RB	Purdue
7	172	(Traded to L.A. Rams)		
8	199	Larry Griffin	DB	North Carolina
9	225	Bob Sebring	LB	Illinois
10	256	Don Sommer	G	UTEP
11	283	Mark Cochran	T	Baylor
12	310	Chuck Banks	RB	W. Virginia Tech

## Draft Notes

- 4 – Pick traded to Kansas City (see 1985, 5b)
- 7 – Pick traded to L.A. Rams along with 1987 fourth round pick (91 overall) for WR Drew Hill

## 1985

Rd.	Pick	Player	Pos.	College
1a	2	(Traded to Minnesota)		
1b	3	Ray Childress	DE	Texas A&M
1c	11	Richard Johnson	DB	Wisconsin
2a	31	(Traded to Denver)		
2b	36	Richard Byrd	DE	Southern Miss
3a	58	(Traded to N.Y. Giants)		
3b	80	(Traded to L.A. Raiders)		
3c	82	Mike Kelley	C	Notre Dame
4	87	Tom Brieihl	LB	Stanford
5a	114	(Traded to Dallas)		
5b	133	Frank Bush	LB	North Carolina St.
5c	138	Lee Johnson	K	Brigham Young
6a	143	(Traded to L.A. Raiders)		
6b	153	Joe Krakoski	LB	Washington
7	170	Mike Akiu	WR	Hawaii
8	199	Chuck Thomas	C	Oklahoma
9	226	Steve Tasker	KR	Northwestern
10	255	Mike Golic	DL	Notre Dame
11	281	Willie Drewrey	WR	West Virginia
12	311	Mark Vonderhaar	DT	Minnesota

## Draft Notes

- 1a – Pick traded to Minnesota
- 1b – Pick acquired from Minnesota
- 1c – Pick acquired from New Orleans for RB Earl Campbell
- 2a – Pick traded to Denver for second round pick (from Tampa Bay, 36 overall) and fifth round pick (138 overall)
- 2b – Pick acquired from Denver (see 2a)
- 3a – Pick traded to New York Giants for RB Butch Woolfolk
- 3b – Pick traded to L.A. Raiders along with sixth

- round pick (143 overall) for C Jim Romano
- 3c – Pick acquired from Denver for WR Butch Johnson
- 5a – Pick traded to Dallas (see 1984, 2b)
- 5b – Pick acquired from Kansas City along with sixth round pick (153 overall) for DE Bob Hamm and 1986 fourth round pick (87 overall)
- 5c – Pick acquired from Denver (see 2a)
- 6a – Pick traded to L.A. Raiders (see 3b)
- 6b – Pick acquired from Kansas City (see 5b)

## 1984

Rd.	Pick	Player	Pos.	College
1	2	Dean Steinkuhler	T	Nebraska
2a	29	Doug Smith	DE	Auburn
2b	40	(Traded to Dallas)		
2c	54	Bo Eason	DB	California-Davis
3	58	Johnny Meads	LB	Nicholls State
4a	85	Mark Studaway	DE	Tennessee
4b	100	Patrick Allen	DB	Utah State
4c	102	(Traded to Washington)		
5	114	Robert Lyles	LB	TCU
6a	141	John Grimsley	LB	Kentucky
6b	161	Eric Mullins	WR	Stanford
7	170	Willie Joyner	RB	Maryland
8	197	Kevin Baugh	WR	Penn State
9a	226	Jeff Donaldson	DB	Colorado
9b	227	Mike Johnson	DE	Illinois
9c	252	Mike Russell	LB	Toledo
10	253	(Traded to L.A. Rams)		
11	282	(Traded to L.A. Raiders)		
12	309	(Traded to L.A. Rams)		

## Draft Notes

- 2b – Pick acquired from Minnesota (see 4b) and traded to Dallas along with 1985 fifth round pick (114 overall) and WR Mike Renfro for second round pick (54 overall) and WR Butch Johnson
- 2c – Pick acquired from Dallas (see 2b)
- 4b – Pick acquired from Minnesota along with second round pick (40 overall) for QB Archie Manning and TE Dave Casper
- 4c – Pick acquired from L.A. Rams and traded to Washington for 1985 third round pick (80 overall)
- 6b – Pick acquired from L.A. Rams (see 1983, 1a) and traded to Washington
- 9b – Pick acquired from N.Y. Giants (see 1983, 11)
- 9c – Pick acquired from L.A. Raiders for past considerations involving RB Tim Wilson for 11th round pick (282 overall)
- 10 – Pick traded to L.A. Rams for T Doug France
- 11 – Pick traded to L.A. Raiders (9c)
- 12 – Pick traded to L.A. Rams for past considerations

## 1983

Rd.	Pick	Player	Pos.	College
1a	2	(Pick traded to L.A. Rams)		
1b	9	Bruce Matthews	G	USC
2a	30	Harvey Salem	T	California
2b	42	Keith Bostic	DB	Michigan
3a	58	Tim Joiner	LB	LSU
3b	69	Chris Dressel	TE	Stanford
3c	76	(Traded to Miami)		
3d	83	Steve Brown	DB	Oregon
4a	86	Greg Hill	DB	Oklahoma State
4b	88	Mike McCloskey	TE	Penn State
5a	114	Larry Moriarty	RB	Notre Dame
5b	139	Jerome Foster	DT	Ohio State
6	142	Steve Haworth	DB	Oklahoma
7	170	Herkie Walls	WR	Texas
8	198	Robert Thompson	LB	Michigan
9	226	Kevin Potter	DB	Missouri
10	253	(Traded to Green Bay)		
11	281	(Traded to N.Y. Giants)		
12	309	(Traded to N.Y. Giants)		

## Draft Notes

- 1a – Pick traded to L.A. Rams for first round pick (3 overall), fourth round pick (88 overall) and 1984 fourth round pick (102 overall)
- 1b – Pick acquired from Seattle along with second round pick (42 overall) and third round pick (69 overall)

Front Office

Coaching Staff

Players

Rookies

2007 Season

Records

History

Playoff History

Sidelines

# ALL-TIME DRAFT SELECTIONS

Front Office

Coaching Staff

Players

Rookies

2007 Season

Records

History

Playoff History

Sidelines

for Oilers first round pick (3 overall from L.A. Rams)

- 2b – Pick acquired from Seattle (see 1b)
- 3b – Pick acquired from Seattle (see 1b)
- 3c – Pick acquired from Green Bay and traded to Miami (see 3d)
- 3d – Pick acquired from Miami along with fifth round pick (139 overall) for third round pick (76 overall)
- 4b – Pick acquired from L.A. Rams (see 1a)
- 5b – Pick acquired from Miami (see 3d)
- 10 – Pick traded to Green Bay for T Mark Koncar
- 11 – Pick traded to N.Y. Giants along with 12th round pick (309 overall) for 1984 ninth round pick (228 overall)
- 12 – Pick traded to N.Y. Giants (see 11)

## 1982

Rd.	Pick	Player	Pos.	College
1	8	Mike Munchak	G	Penn State
2a	35	(Pick traded to Oakland)		
2b	44	Oliver Luck	QB	West Virginia
3a	67	(Pick traded to L.A. Rams)		
3b	72	Stan Edwards	RB	Michigan
3c	77	Robert Abraham	LB	North Carolina St.
4	94	Steve Bryant	WR	Purdue
5	121	Malcolm Taylor	DE	Tennessee State
6	148	Gary Allen	RB	Hawaii
7	175	(Traded to Detroit)		
8	207	(Traded to L.A. Rams)		
9	234	Matt Bradley	DB	Penn State
10	261	Ron Reeves	QB	Texas Tech
11	287	Jim Campbell	TE	Kentucky
12	314	Donnie Craft	RB	Louisville

### Draft Notes

- 2a – Pick traded to Oakland (see 1981, 1)
- 2b – Pick acquired from L.A. Rams along with 1982 third round pick (77 overall) for TE Mike Barber and 1982 third round pick (67 overall)
- 3a – Pick traded to L.A. Rams (see 2b)
- 3b – Pick acquired from N.Y. Giants for RB Rob Carpenter
- 7 – Pick traded to Detroit for CB Luther Bradley
- 8 – Pick traded to L.A. Rams TE Lewis Gilbert

## 1981

Rd.	Pick	Player	Pos.	College
1	21	(Traded to Oakland)		
2	48	(Traded to Oakland)		
3	79	Mike Holston	WR	Morgan State
4	106	Nick Eyre	T	Brigham Young
5	133	Delbert Fowler	LB	West Virginia
6	159	Bill Kay	DB	Purdue
7a	186	(Traded to Seattle)		
7b	193	Don Washington	DB	Texas A&M-Kingsville
8	217	Willie Tullis	WR	Troy State
9	243	Avon Riley	LB	UCLA
10	270	Larry Jones	RB	Colorado State
11	297	Claude Mathews	G	Auburn
12	324	Bill Capece	K	Florida State

### Draft Notes

- 1 – Pick traded to Oakland along with 1981 second round pick (48 overall) and 1982 second round pick (35 overall) for TE Dave Casper
- 2 – Pick traded to Oakland (see 1)
- 7a – Pick traded to Seattle along with 1980 10th round pick (274 overall) for LB Sammy Green
- 7b – Pick acquired from Oakland (see 1980, 7a)

## 1980

Rd.	Pick	Player	Pos.	College
1	25	(Traded to New England)		
2a	38	Angelo Fields	T	Michigan State
2b	52	Daryle Skaugstad	DT	California
3	79	Tim Smith	WR	Nebraska
4	106	Chris Combs	TE	New Mexico
5	134	John Corker	LB	Oklahoma State
6	160	(Traded to New England)		
7a	182	Craig Bradshaw	QB	Utah State
7b	190	(Traded to N.Y. Jets)		
8	217	Harold Bailey	QB/TE	Oklahoma State
9	244	Ed Harris	RB	Bishop

10	274	(Traded to Seattle)		
11	301	Eddie Preston	WR	Western Kentucky
12	328	Wiley Pitts	WR	Temple

### Draft Notes

- 1 – Pick traded to New England along with sixth round pick (160 overall) for T Leon Gray
- 2a – Pick acquired from Kansas City for QB Steve Fuller
- 6 – Pick traded to New England (see 1)
- 7a – Pick acquired from Oakland along with 1981 seventh round pick (193 overall) for DB Jack Tatum
- 7b – Pick traded to N.Y. Jets for WR Rich Caster
- 10 – Pick traded to Seattle along with 1981 seventh round pick (186 overall) for LB Sammy Green

## 1979

Rd.	Pick	Player	Pos.	College
1	23	(Traded to Kansas City)		
2a	31	Mike Stensrud	DE	Iowa State
2b	50	Jesse Baker	DE	Jacksonville State
3a	69	(Traded to Baltimore)		
3b	72	Kenny King	RB	Oklahoma
3c	78	(Traded to Tampa Bay)		
4	104	(Traded to San Diego)		
5	133	(Traded to Tampa Bay)		
6a	143	Daryl Hunt	LB	Oklahoma
6b	159	Mike Murphy	LB	S.W. Missouri
7	171	Tim Ries	DB	S.W. Missouri
8	214	Carter Hartwig	DB	USC
9	243	Rich Ellender	WR	McNeess State
10	(Pick used in 1978 supplemental draft)			
11	298	Mike Taylor	T	Georgia Tech
12	324	Wayne Wilson	RB	Shepher

### Draft Notes

- 1 – Pick traded to Kansas City for 1979 second round pick (31 overall) and 1980 second round pick (38 overall)
- 2a – Pick acquired in Kansas City trade (see 1)
- 3a – Pick traded to Baltimore for 1979 third round pick (72 overall) and seventh round pick (171 overall)
- 3b – Pick acquired in Baltimore trade (see 3a)
- 3c – Pick traded to Tampa Bay (see 1978, 1a)
- 4 – Pick traded to San Diego for QB Neal Jeffrey
- 5 – Pick traded to Tampa Bay (see 1978, 1a)
- 6a – Pick acquired from Buffalo for T Elbert Drungo
- 7 – Pick acquired in Baltimore trade (see 3a)
- 10 – Pick used on WR Johnnie Dirden (Sam Houston State) in 1978 supplemental draft

## 1978

Rd.	Pick	Player	Pos.	College
1a	1	Earl Campbell	RB	Texas
1b	17	(Traded to Tampa Bay)		
2	44	(Traded to Tampa Bay)		
3	73	Gifford Nielsen	QB	Brigham Young
4	98	Mike Renfro	WR	TCU
5	127	(Traded to Kansas City)		
6	154	Conrad Rucker	TE	Southern
7	183	(Traded to Buffalo)		
8	210	J.C. Wilson	DB	Pittsburgh
9	239	Jim Mol	DE	Morningside
10	266	Steve Young	TE	Wake Forest
11	295	Willie Thicklen	WR	Alabama State
12	322	John Schuhmacher	G	USC

### Draft Notes

- 1a – Pick acquired from Tampa Bay for 1978 first round pick (17 overall) and second round pick (44 overall), 1979 third round pick (78 overall) and fifth round pick (133 overall) and TE Jimmie Giles
- 1b – Pick traded to Tampa Bay (see 1a)
- 5 – Pick traded to Kansas City for WR Otis Taylor
- 7 – Pick traded to Buffalo for DE Jimmy Dean

## 1977

Rd.	Pick	Player	Pos.	College
1	11	Morris Towns	T	Missouri
2	38	George Reihner	G	Penn State
3a	65	(Traded to San Francisco)		
3b	66	Tim Wilson	RB	Maryland
3c	70	Jimmie Giles	TE	Alcorn State
3d	84	Rob Carpenter	RB	Miami (OH)

4a	95	(Traded to Kansas City)		
4b	98	Warren Anderson	WR	West Virginia St.
5		(Choice forfeited)		
6a	148	Gary Woolford	DB	Florida State
6b	165	David Carter	C	Western Kentucky
7	178	(Traded to New York Giants)		
8a	198	Steve Davis	WR	Georgia
8b	205	Eddie Foster	WR	Houston
9	232	Bill Currier	DB	South Carolina
10	262	Harvey Hull	LB	Mississippi State
11	289	Al Romano	LB	Pittsburgh
12	316	Ove Johansson	K	Abilene Christian

### Draft Notes

- 3a – Pick traded to San Francisco along with 1976 first round pick (21 overall) for RB Vic Washington
- 3b – Pick acquired from Green Bay along QB John Hadl and DB Ken Ellis for QB Lynn Dickey
- 3c – Pick acquired from Miami along with fourth round pick (98 overall) for CB Ken Ellis
- 3d – Pick acquired from Oakland for WR Emmett Edwards
- 4a – Pick traded to Kansas City along with 1976 fifth round pick (144 overall) for WR Elmo Wright
- 4b – Pick acquired in Miami trade (see 3c)
- 6b – Pick acquired from New England
- 7 – Pick traded to N.Y. Giants for RB Joe Dawkins
- 8a – Pick acquired from Seattle for WR Steve Largent

### 1976

Rd.	Pick	Player	Pos.	College
1	21	(Traded to San Francisco)		
2	48	Mike Barber	TE	Louisiana Tech
3	79	(Traded to Kansas City)		
4a	113	(Traded to Oakland)		
4b	117	Steve Largent	WR	Tulsa
5	144	(Traded to Kansas City)		
6	173	Todd Simonsen	T	South Dakota St.
7a	197	Larry Harris	DT	Oklahoma State
7b	202	(Traded to New England)		
8	229	Bobby Simon	T	Grambling State
9	256	Art Stringer	LB	Ball State
10	284	Steve Kincannon	QB	Humboldt State
11	311	Skip Walker	RB	Texas A&M
12a	324	Larry Bell	T	E. Texas State
12b	337	(Traded to San Diego)		
13	368	Dan O'Rourke	WR	Colorado State
14	395	John Reimer	T	Wisconsin
15	422	Bobby Byars	DT	Cheyney
16	452	Claude Johnson	LB	Florida A&M
17	479	Allen Misher	WR	LSU

### Draft Notes

- 1 – Pick traded to San Francisco along with 1977 third round pick (65 overall) for RB Vic Washington
- 3 – Pick traded to Kansas City
- 4a – Pick traded to Oakland along with 1975 fifth round pick (115 overall) for S Tommy Maxwell
- 4b – Pick acquired from L.A. Rams
- 5 – Pick traded to Kansas City along with 1977 fourth round pick (95 overall) for WR Elmo Wright
- 7a – Pick acquired from Denver for DB Jeff Severson
- 7b – Pick traded to New England for TE Bob Adams
- 12a – Pick acquired from Cleveland for WR Willie Miller
- 12b – Pick traded to San Diego for WR Jerry LeVias

### 1975

Rd.	Pick	Player	Pos.	College
1a	6	Robert Brazile	LB	Jackson State
1b	15	Don Hardeman	RB	Texas A&M-Kingsville
2	40	Emmett Edwards	WR	Kansas
3	65	(Traded to Atlanta)		
4	90	(Traded to Dallas)		
5	115	(Traded to Oakland)		
6	146	Jesse O'Neal	DE	Grambling State
7a	162	Mike Biehle	T	Miami (OH)
7b	171	Mark Cotney	DB	Cameron
8	196	Jerry Lawrence	DT	South Dakota St.
9	221	Bob Bruer	TE	Minn St.-Mankato
10	246	Alan Pringle	K	Rice
11	271	John Sawyer	TE	Southern Miss

12	302	Willie Miller	WR	Colorado State
13	327	Ricky Scales	WR	Virginia Tech
14	352	Jody Medford	G	Rice
15	377	Jack Holmes	RB	Texas Southern
16	402	Ken Lambert	DB	Virginia Tech
17	427	Ricky Seeker	C	Texas A&M

### Draft Notes

- 1a – Pick acquired from Kansas City along with DT Curley Culp for DE John Matuszak
- 3 – Pick traded to Atlanta for LB Buane Benson
- 4 – Pick traded to Dallas for WR Mike Montgomery
- 5 – Pick traded to Oakland along with 1976 fourth round pick (113 overall) for S Tommy Maxwell
- 7a – Pick acquired from Kansas City for RB Bill Thomas

### 1974

Rd.	Pick	Player	Pos.	College
1	1	(Traded to Dallas)		
2	27	(Traded to Buffalo)		
3	53	(Traded to Dallas)		
4	79	Steve Mansted	LB	Nebraska
5	105	(Traded to Washington)		
6a	131	(Traded to New Orleans)		
6b	154	Booker Brown	G	USC
7	157	Leonard Fairley	DB	Alcorn State
8	183	Mike McCoy	DB	Western Kentucky
9	209	(Traded to New England)		
10	235	(Traded to New Orleans)		
11	261	Steve Taylor	C	Auburn
12	287	Ricky Browne	LB	Florida
13	313	Dan Dixon	G	Boise State
14	339	(Traded to Buffalo)		
15	365	Billy Johnson	WR	Widener
16	391	Matthew Williams	RB	N.E. Louisiana
17	417	Bill Hedge	T	N.W. Missouri St.

### Draft Notes

- 1 – Pick traded to Dallas along with 1974 third round pick (53 overall) for DE Tody Smith and WR Billy Parks
- 2 – Pick traded to Buffalo for LB Al Cowlings
- 3 – Pick traded to Dallas (see 1)
- 5 – Pick traded to Washington for S Alvin Haymond
- 6a – Pick traded to New Orleans along with 10th round pick (235 overall) for RB James Ford
- 6b – Pick acquired from L.A. Rams for DE Bob Crum
- 9 – Pick traded to New England for LB Steve Kiner
- 10 – Pick traded to New Orleans (see 6a)
- 14 – Pick traded to Buffalo for T Levert Carr

### 1973

Rd.	Pick	Player	Pos.	College
1a	1	John Matuszak	DE	Tampa
1b	14	George Amundson	RB	Iowa State
2	27	(Traded to Kansas City)		
3a	53	(Traded to New Orleans)		
3b	61	(Traded to Baltimore)		
4	79	Gregg Bingham	LB	Purdue
5	105	Edesel Garrison	WR	USC
6	131	Ron Mayo	TE	Morgan State
7	157	Shelby Jordan	T	Washington (MO)
8	183	Joe Blahak	DB	Nebraska
9	209	Mark Williams	K	Rice
10	235	Darrell Vaughn	DT	Northern Colorado
11	261	Larry Eaglin	DB	Stephen F. Austin
12	287	Brad Lyman	WR	UCLA
13	313	Willie Martin	G	N.E. Oklahoma
14	339	Ron Lou	C	Arizona State
15	365	Roger Goree	LB	Baylor
16	391	Tim Dameron	WR	East Carolina
17	417	Randy Braband	LB	Texas

### Draft Notes

- 1b – Pick acquired from Atlanta for DT Mike Tilleman
- 2 – Pick traded to Kansas City
- 3a – Pick traded along with 1972 second round pick (31 overall) for DT Mike Tilleman
- 3b – Pick acquired from Denver for QB Charley Johnson; Pick traded to Baltimore for C Bill Curry

Front Office

Coaching Staff

Players

Rookies

2007 Season

Records

History

Playoff History

Sidelines

# ALL-TIME DRAFT SELECTIONS

Front Office

Coaching Staff

Players

Rookies

2007 Season

Records

History

Playoff History

Sidelines

## 1972

Rd.	Pick	Player	Pos.	College
1	6	Greg Sampson	DE	Stanford
2	31	(Traded to New Orleans)		
3a	56	Lewis Jolley	RB	North Carolina
3b	75	Solomon Frelton	G	Grambling State
4	84	(Traded to St. Louis)		
5	109	(Traded to Denver)		
6a	134	Joe Bullard	DB	Tulane
6b	136	Elmer Allen	LB	Mississippi
7	162	Eric Hutchinson	DB	Northwestern
8	187	Guy Roberts	LB	Maryland
9	212	Willie Postler	T	Montana
10a	240	Rhett Dawson	WR	Florida State
10b	259	Jimmy Butler	TE	Tulsa
11	264	Ron Evans	T	Baylor
12	290	Willie Rodgers	RB	Jackson St.
13	318	Willie Roberts	DB	Houston
14	343	Gary Crockett	C	Lamar
15	368	(Traded to Pittsburgh)		
16	396	Guy Murdock	C	Michigan
17	421	Kelly Cochran	QB	Miami (FL)

### Draft Notes

- 2 – Pick traded along with 1973 third round pick (53 overall) for DT Mike Tilleman
- 3b – Pick acquired from Kansas City
- 4 – Pick traded to St. Louis for LB Dave Olerich
- 5 – Pick traded to Denver for Cleo Johnson
- 6b – Pick acquired from Denver
- 15 – Pick traded to Pittsburgh for Worthy McClure

## 1971

Rd.	Pick	Player	Pos.	College
1	3	Dan Pastorini	QB	Santa Clara
2	31	(Traded to New Orleans)		
3	56	Lynn Dickey	QB	Kansas State
4	81	Larron Jackson	T	Missouri
5	109	Willie Armstrong	RB	Grambling State
6	134	Willie Alexander	DB	Alcorn State
7a	159	Phil Croyle	LB	California
7b	174	Larry Watson	T	Morgan State
8	187	(Traded to Denver)		
9	212	Floyd Rice	TE	Alcorn State
10	237	Russ Price	DE	N. Carolina Central
11	265	Macon Hughes	WR	Rice
12	290	John Thompson	G	Minnesota
13	315	Joe Hoing	G	Arkansas Tech
14	343	Dick Adams	DB	Miami (OH)
15	368	Andy Hopkins	RB	Stephen F. Austin
16	393	Moses Denson	RB	Maryland-E. Shore
17	421	Calvin Fox	LB	Michigan State

### Draft Notes

- 2 – Pick traded to New Orleans
- 7b – Pick acquired from New York Giants
- 8 – Pick traded to Denver

## 1970

Rd.	Pick	Player	Pos.	College
1	14	Doug Wilkerson	G	N. Carolina Central
2a	31	Leo Brooks	DT	Texas
2b	40	Bill Dusenberry	RB	Johnson Smith
3	66	(Traded to Cleveland)		
4	92	Spike Jones	P	Georgia
5a	110	Ron Saul	G	Michigan State
5b	118	Ed Duley	DT	Northern Arizona
6	144	Benny Johnson	DB	Johnson Smith
7	170	Charles Olson	DB	Concordia College
8	196	Mike McClish	T	Wisconsin
9	222	Charles Blossom	DE	Texas Southern
10	248	Joe Dawkins	RB	Wisconsin
11	274	Robert Morris	C	Duke
12	300	Richard Dawkins	TE	Johnson Smith
13	326	Jess Lewis	LB	Oregon State
14	352	Claire Rasmussen	G	Wisconsin-Oshkosh
15	378	Dave Sharp	T	Stanford
16		No choice		
17	430	Julian Fagan	P	Mississippi

### Draft Notes

- 2a – Pick acquired from Boston

- 3 – Pick traded to Cleveland

- 5a – Pick acquired from Cincinnati
- 16 – Pick used on underclassman (WR Chris Myers, Kenyon)

## 1969

Rd.	Pick	Player	Pos.	College
1	15	Ron Pritchard	LB	Arizona State
2	40	Jerry LeVias	WR	SMU
3a	65	Elbert Drungo	T	Tennessee St.
3b	78	Rich Johnson	RB	Illinois
4a	93	Charlie Joiner	WR	Grambling
4b	96	Roy Gerela	K	New Mexico St.
5	118	Johnny Peacock	S	Houston
6	143	Willie Grate	WR	S. Carolina St.
7	171	Mike Richardson	RB	SMU
8	196	Glenn Woods	DT	Prairie View
9	221	Ed Watson	LB	Grambling
10a	249	Joe Pryor	TE	Boston College
10b	256	Bob Naponic	QB	Illinois
11	274	Terry May	DE	SMU
12	299	George Resley	DT	Texas A&M
13	327	Richard Pickens	RB	Tennessee
14	352	Roy Don Reeves	DB	South Carolina
15	377	John Tyszkiewicz	G	Chattanooga
16	405	Lloyd Wainscott	LB	Texas
17	430	Hank Autry	C	S. Mississippi

### Draft Notes

- 3b – Pick acquired from New York Jets
- 4b – Pick acquired from San Diego
- 10b – Pick acquired from Oakland

## 1968

Rd.	Pick	Player	Pos.	College
1	22	(Traded to Kansas City)		
2	49	Mac Haik	WR	Mississippi
3	77	Elvin Bethea	DE	N.C. A&T
4	105	Jim Beirne	WR	Purdue
5	133	Bob Longo	TE	Pittsburgh
6	160	(Traded to Cincinnati)		
7	187	Paul Toscano	DB	Wyoming
8	214	(Traded to New York)		
9a	224	Bob Robertson	T	Illinois
9b	240	(Traded to Miami)		
10a	263	Joe Peace	LB	La. Tech
10b	268	Tom Domres	DT	Wisconsin
11	295	Bill Halley	TE	La Verne
12	322	Barry Lischner	RB	Missouri
13	349	Jim Dousay	RB	LSU
14	376	Rich Stotter	LB	Houston
15	403	(Traded to San Diego)		
16	430	Bob Smith	S	Miami (OH)
17	457	Billy Alsbrook	DB	N.C. College

### Draft Notes

- 1 – Pick traded to Kansas City along with QB Jacky Lee and DT Ernie Ladd for QB Pete Beathard
- 6 – Pick traded to Cincinnati
- 8 – Pick traded to New York Jets
- 9a – Pick acquired from Boston
- 9b – Pick traded to Miami
- 10a – Pick acquired from San Diego
- 15 – Pick traded to San Diego

## 1967

Rd.	Pick	Player	Pos.	College
1a	5	George Webster	LB	Michigan St.
1b	23	Tom Regner	G	Notre Dame
2a	30	Bob Davis	QB	Virginia
2b	49	Roy Hopkins	RB	Texas Southern
3	56	Larry Carwell	CB	Iowa State
4	86	Carel Stith	DT	Nebraska
5a	111	Pete Johns	S	Tulane
5b	118	Willie Parker	DT	Ark. AM&N
5c	127	Zeke Moore	CB	Lincoln
6	136	Pete Barnes	LB	Southern
7	164	Ed Carrington	TE	Virginia
8a	189	Johnny Brunson	RB	Benedict
8b	201	Sharon Washington	WR	NE Missouri
9	214	Ken Houston	S	Prairie View
10a	242	Woody Campbell	RB	Northwestern
10b	261	Tim Sheehan	C	Stanford

# ALL-TIME DRAFT SELECTIONS

11	267	Harold Decker	DE	Kalamazoo
12	292	(Traded to Buffalo)		
13	319	(Traded to Buffalo)		
14	345	Henry Hailstock	G	Lincoln
15	370	Marvin McQueen	LB	Mississippi
16	398	Rex Keeling	K	Samford
17	423	Larry Lee	WR	Texas A&M

## Draft Notes

- 1b – Pick acquired from Dallas along with second round pick (49 overall) and two fifth round picks (118 and 127 overall) for T Ralph Neely
- 2b – Pick acquired from Dallas (see 1b)
- 5b – Pick acquired from Dallas (see 1b)
- 5c – Pick acquired from Dallas (see 1b)
- 8b – Pick acquired from Oakland
- 10b – Pick acquired from Kansas City for C Wayne Frazier in 1966
- 12 – Pick traded to Buffalo
- 13 – Pick traded to Buffalo

## 1966 Redshirt Draft

Rd.	Pick	Player	Pos.	College
1		Tom Fisher	LB	Tennessee
2		Tim Van Galder	QB	Iowa State
3		Ralph Dunlop	T	Baylor
4		Bill Davis	QB	Lamar Tech
5		Richard Gover	T	Virginia State
6		John Gary	T	Grambling
7		Clyde Pettaway	T	N.C. A&T
8		Roger Marshall	QB	Baylor
9		Lee Garner	LB	Mississippi
10		Dan Goich	T	California
11		Charles Arkwright	T	Georgia

## 1966

Rd.	Pick	Player	Pos.	College
1		Tommy Nobis	LB	Texas
2		Stan Hindman	G	Mississippi
3		George Rice	DT	LSU
4		George Allen	T	W.Texas St.
5		Hoyle Granger	FB	Miss. State
6		Dave Long	E	Iowa
7		Hartwell Menefee	DB	New Mexico St.
8		Dan Bland	DB	Miss. State
9		Dick Suffell	DB	SW Texas St.
10		Wilbur Aylor	G	SW Texas St.
11		Monty Ledbetter	E	NW Louisiana
12		Harry Day	E	Memphis St.
13		Fred Zimmerman	LB	Toledo
14		Butch Lince	T	North Dakota
15		Tommy Dillard	T	Austin Peay
16		Steve Smith	E	Michigan
17		Lyle Loebach	T	Simpson
18		Ed Buzzell	QB	Ottawa
19		Frank Fuller	T	Drake
20		Dave Odegaard	T	Bemidji State

## 1965 Redshirt Draft

Rd.	Pick	Player	Pos.	College
1		Donny Anderson	HB	Texas Tech
2		Glen Ray Hines	T	Arkansas
3		Mike Shinn	E	Kansas
4		Ollie Cordill	QB	Memphis St.
5		Jerry Crumpler	T	Missouri
6		(Pick to Oakland)		
7		Leo Lowery	FB	Texas Tech
8		Len Sears	T	South Carolina
9		Tom Bleick	HB	Georgia Tech
10		George Hafner	QB	McNeese St.
11		Bill Anderson	QB	Tulsa
12		Harlan Lane	E	Baylor

## 1965

Rd.	Pick	Player	Pos.	College
1		Lawrence Elkins	E	Baylor
2a		Malcolm Walker	C	Rice
2b		Ralph Neely	T	Oklahoma
3		Ernie Koy	HB	Texas
4		Bobby Maples	LB	Baylor
5		Frank Molden	T	Jackson St.

6		Dennis Murphy	T	Florida St.
7		(Pick to Kansas City)		
8a		Ray Ogden	HB	Alabama
8b		Roy Hilton	LB	Jackson St.
9		George Kinney	DT	Wiley
10		Maxi Williams	G	SE Louisiana
11		(Pick to Oakland)		
12		Bob Reed	G	Tennessee St.
13		Bob Felts	HB	Florida A&M
14		Norman Evans	T	TCU
15		Tony Guillory	LB	Lamar Tech
16		Junior Coffey	RB	Washington
17		Jim Grisham	FB	Oklahoma
18a		Russ Mundy	FB	W. Texas St.
18b		Russell Wyatt	LB	Rice
19		Frank Fox	T	Sam Houston St.
20		Gus Brezina	G	Houston

## Draft Notes

- 2b – Pick acquired from Boston
- 7 – Pick traded to Kansas City
- 8b – Pick acquired from Oakland
- 11 – Pick traded to Oakland

## 1964

Rd.	Pick	Player	Pos.	College
1	6	Scott Appleton	DT	Texas
2a	9	Charley Taylor	HB	Arizona State
2b	14	Billy Truax	E	LSU
3	22	Bobby Crenshaw	G	Baylor
4	30	Ode Burrell	HB	Mississippi St.
5a	33	John Varnell	DT	West Texas St.
5b	38	Sid Blanks	HB	Texas A&I
6	46	Dave Wilcox	DE	Oregon
7	54	(Traded to Denver)		
8	62	Ezell Seals	HB	Prairie View
9	70	Jerry Burton	HB	NW Louisiana
10	78	Sammy Odeom	LB	NW Louisiana
11	86	Owen Dejanovich	G	Arizona State
12	94	Benny Nelson	DB	Alabama
13	102	(Traded to Kansas City)		
14	110	Ken Henson	C	TCU
15	118	Pat Crain	FB	Clemson
16	126	Bill Munson	QB	Utah State
17	134	Dick Leeuwenburg	T	Stanford
18	142	Bob Nichols	T	Stanford
19	150	Carl Robinson	T	Prairie View
20	158	Pete Jaquess	DB	E. New Mexico
21	166	Jerry Cole	E	SW Texas St.
22	174	Ed Kessler	FB	North Carolina
23	182	Jim Whitehead	T	Georgia
24	190	John Garrett	LB	Oklahoma
25	198	Dick Bowe	T	Rice
26	206	Alex Zenko	T	Kent State

## Draft Notes

- 2a – Pick acquired from Denver
- 5a – Pick acquired from Denver
- 7 – Pick traded to Denver
- 13 – Pick traded to Kansas City

## 1963

Rd.	Pick	Player	Pos.	College
1	6	Danny Brabham	LB	Arkansas
2	15	Don Estes	T	LSU
3	22	Jerry Cook	HB	Texas
4a	25	Lee Roy Caffey	LB	Texas A&M
4b	31	Jerry Hopkins	C	Texas A&M
5a	33	Homer Jones	RB	Texas Southern
5b	38	Don Chuy	T	Clemson
6	47	Lionel Aldridge	DE	Utah State
7	54	Johnny Baker	LB	Miss. State
8	63	Jim Burson	HB	Auburn
9	70	Ed Burke	T	Notre Dame
10	78	(Traded to Denver)		
11a	84	Tom Brown	G	Pittsburgh
11b	86	(Traded to Boston)		
12	95	(Traded to Oakland)		
13	102	(Traded to Oakland)		
14	111	Don Trull	QB	Baylor
15	118	No choice		

Front Office

Coaching Staff

Players

Rookies

2007 Season

Records

History

Playoff History

Sidelines

# ALL-TIME DRAFT SELECTIONS

Front Office

Coaching Staff

Players

Rookies

2007 Season

Records

History

Playoff History

Sidelines

16	127	Rex Benson	T	Miami
17	134	Jerry Griffin	E	La. Tech
18	143	Paul Lea	HB	Oklahoma
19	150	Bob Hoover	HB	Florida
20	159	Wayne Lee	C	Oklahoma
21	166	Staley Faulkner	T	Texas
22	175	Sam Byer	LB	Texas A&M
23	182	Gene Raesz	E	Rice
24	191	Bob Burton	T	Grambling
25	198	Gary Kaltenbach	T	Pittsburgh
26	207	Dave Thiesen	HB	Nebraska
27	214	Al Hildebrand	T	Stanford
28	223	Tim Stein	C	Miami (OH)
29	230	Oliver Ross	T	W. Texas St.

## Draft Notes

- 4a – Pick acquired from Oakland
- 5a – Pick acquired from Oakland
- 10 – Pick traded to Denver
- 11a – Pick acquired from Buffalo
- 11b – Pick traded to Boston
- 12 – Pick traded to Oakland
- 13 – Pick traded to Oakland
- 15 – Pick used on underclassman (HB Joe Don Looney, Oklahoma)

## 1962

Rd.	Pick	Player	Pos.	College
1	7	Ray Jacobs	DT	Howard Payne
2	15	Earl Gros	FB	LSU
3	23	Pete Case	T	Georgia
4a	30	Gary Cutsinger	DE	Oklahoma St.
4b	31	(Traded to San Diego)		
5	39	Bill Rice	E	Alabama
6	47	Ray Pinion	G	TCU
7	55	Gus Gonzales	G	Tulane
8	63	Clyde Brock	DT	Utah St.
9	71	Larry Onesti	LB	Northwestern
10	79	Bob Moses	E	Texas
11	87	John Thomas	G	McMurry
12	95	Jack Collins	HB	Texas
13	103	Royce Cassell	E	New Mexico St.
14	111	Glynn Griffing	QB	Mississippi
15	119	Ken Shaffer	T	Marquette
16	127	Bill Ray Adams	FB	Mississippi
17	135	Bill Miller	DT	N.M. Highlands
18	143	Art Perkins	HB	N. Texas St.
19	151	Bobby Jancik	DB	Lamar Tech
20	159	Joe Bob Isbell	G	Houston
21	167	Roland Jackson	FB	Rice
22	175	Ken Bolin	HB	Houston
23	183	Bill Van Buren	C	Iowa
24	191	Boyd Melvin	T	Northwestern
25	199	Bob Johnson	T	Rice
26	207	Harold Hays	G	Miss. Southern
27	215	Roger McFarland	HB	Kansas
28	223	Gary Henson	E	Colorado
29	231	Ron Osborne	T	Clemson
30	239	Bob Clemens	HB	Pittsburgh
31	247	Al Kimbrough	HB	Northwestern
32	255	Bernard Wyatt	HB	Iowa
33	263	Al Lerderle	E	Georgia Tech
34	271	Don Talbert	T	Texas

## Draft Notes

- 4a – Pick acquired from Boston
- 4b – Pick traded to San Diego

## 1961

Rd.	Pick	Player	Pos.	College
1		Mike Ditka	E	Pittsburgh
2		Tom Goode	C	Mississippi St.
3		Walter Suggs	T	Mississippi St.
4		Bobby Walden	HB	Georgia
5		Monte Lee	LB	Texas
6		Jake Gibbs	QB	Mississippi
7		Dick Reynolds	T	N.C. State
8		Houston Antwine	G	So. Illinois
9		Ralph White	T	Bowling Green
10		Charles Lee	C	Iowa
11		Robert Bird	G	Bowling Green
12		Bob McLeod	E	Abil. Christian

13		Gerald Hinton	G	La. Tech
14		Jimmy King	T	Clemson
15		Dennis Ferriter	C	Marquette
16		Larry Wood	HB	Northwestern
17		Sam Fewell	T	South Carolina
18		Mike Grimsley	HB	Michigan St.
19		Myron Pearson	HB	Colorado
20		Lewis Johnson	HB	Florida A&M
21		Ron Miller	QB	Wisconsin
22		Bob Kelly	E	New Mexico St.
23		James Anderson	FB	Mississippi
24		Ken Gregory	E	Whittier
25		Jack Kreider	HB	Tulsa
26		Don Fuell	QB	Miss. Southern
27		Boyd King	C	Rice
28		John Frongillo	C	Baylor
29a		Tom Lewis	E	Lake Forest
29b		Erol Linden	DE	Houston
30		Jim Stroud	T	Rice

## Draft Notes

- 29a – Pick acquired from N.Y. Titans

## 1960

### First Selections

Player	Pos.	College
Peter Arena	G	Northwestern
Dick Bass	HB	Pacific W.
William Bohler	T	St. Ambrose
Larry Cadwell	T	Louisville
Billy Cannon	HB	LSU
Doug Cline	LB	Clemson
DeJustice Coleman	HB	Illinois
Bob Crandall	HB	New Mexico
Cleatus Drinnon	C	Hardin-Simmons
John Gremer	G	Illinois
George Herring	T	N. Texas St.
Don Hitt	C	Oklahoma St.
Steve Johnson	QB	Pepperdine
John Lands	E	Montana
Jacky Lee	QB	Cincinnati
Bruce Maher	HB	Detroit
Don Mattson	T	USC
Mike McGee	G	Duke
Hugh McInnis	E	Mississippi St.
Max Messner	T	Cincinnati
George Mulholland	E	New Mexico St.
Gary O'Steen	HB	Alabama
Gene Prebala	E	Boston Univ.
Palmer Pyle	T	Michigan St.
William Roach	T	TCU
Christian Simms	E	Rutgers
Phillip Snowden	QB	Missouri
Don Underwood	T	McNeese St.
Duane Whetstone	FB	George Washington
Bob White	FB	Ohio State
Maury Youmans	T	Syracuse

### Second Selections

Player	Pos.	College
Clair Branch	RB	Texas
Dave Chamberlain	HB	Miami (OH)
Stan Fanning	DE	Idaho
Don Cochran	T	Alabama
Jim Glasgow	T	Jackson St.
Dave Graham	E	Virginia
Bob Haas	HB	Missouri
Lowell Hughes	QB	Kent State
Dale Johannson	T	Augustana
Jim Marshall	DT	Ohio State
Ron Morrison	T	New Mexico
Jerry Muennink	C	Texas
Paul Oglesby	T	UCLA
John Peppercorn	E	Kansas
Bob Peterson	C	Oregon
Bob Talamini	G	Kentucky
Bob Towns	E	Georgia
Bob Wasden	E	Auburn
Jim Welch	HB	SMU
Jim Wolff	HB	Panhandle A&M

## 1989

### Plan B

#### Players Signed (7)

FB Carl Byrum (Buffalo)  
DE Mark Garalczyk (Jets)  
WR Kenny Jackson (Philadelphia)  
TE Calvin Magee (Tampa Bay)  
LB Matt Monger (Jets)  
DE/TE Colin Scotts (Arizona)  
C/G George Yarno (Atlanta)

#### Players Lost (13)

DE Robert Banks (Cleveland)  
S Keith Bostic (Indianapolis)  
LB Toby Caston (Detroit)  
LB Kurt Crain (Green Bay)  
T John Davis (Buffalo)  
WR Willie Drewrey (Tampa Bay)  
LB Mark Dusbabek (Minnesota)  
QB Brent Pease (Miami)  
RB Spencer Tillman (San Francisco)  
T David Viane (New England)  
FB Ray Wallace (Pittsburgh)  
T Doug Williams (Seattle)  
TE Jamie Williams (San Francisco)

## 1990

### Plan B

#### Players Signed (8)

S David Arnold (Pittsburgh)  
WR Bernard Ford (Dallas)  
WR Carl Harry (Washington)  
DE Ezra Johnson (Indianapolis)  
S Terry Kinard (Giants)  
S Leander Knight (Jets)  
WR Geral McNeil (Cleveland)  
G Tommy Robinson (Atlanta)

#### Players Lost (7)

S Jeff Donaldson (Chiefs)  
S Tracey Eaton (Arizona)  
FB Tracy Johnson (Atlanta)  
TE Bob Mrosko (Giants)  
DE Anthony Spears (Dallas)  
TE Chris Verhulst (Denver)  
C/G George Yarno (Green Bay)

## 1991

### Plan B

#### Players Signed (7)

DE Robert Banks (Cleveland)  
S Eric Bergeson (Atlanta)  
LB Rick Graf (Miami)  
S John Hagy (Buffalo)  
WR Richard Johnson (Detroit)  
WR Cedric Jones (New England)  
RB Kerry Porter (Denver)

#### Players Lost (4)

CB Steve Brown (San Francisco)  
RB Victor Jones (New England)  
S Brett Tucker (Buffalo)  
K Tony Zendejas (Los Angeles)

## 1992

### Plan B

#### Players Signed (3)

CB Jerry Gray (Los Angeles)  
WR Jeff Query (Green Bay)  
RB Spencer Tillman (San Francisco)

#### Players Lost (4)

LB Eric Fairs (Buffalo)  
WR Drew Hill (Atlanta)  
WR Alex Johnson (New England)  
WR Tony Jones (Atlanta)

## 1993

#### Players Signed (2)

WR Willie Drewrey (Tampa Bay)  
LB Robert Lyles (Atlanta)

#### Players Lost (3)

LB Rick Graf (Washington)  
CB Jerry Gray (Tampa Bay)  
T Don Maggs (Denver)

## 1994

#### Players Signed (5)

TE Pat Carter (Rams)  
P Rich Camarillo (Arizona)  
QB Sean Salisbury (Minnesota)  
DE Kenny Davidson (Pittsburgh)  
RB Todd McNair (Kansas City)

#### Players Lost (3)

DE William Fuller (Philadelphia)  
DE Sean Jones (Green Bay)  
P Greg Montgomery (Detroit)

## 1995

#### Players Signed (5)

QB Chris Chandler (Rams)  
KR Mel Gray (Detroit)  
C Mark Stepnoski (Dallas)  
T Irv Eatman (Atlanta)  
WR Derek Russell (Denver)

#### Players Lost (5)

LB Lamar Lathon (Carolina)  
S Bo Orlando (San Diego)  
DE Tim Roberts (New England)  
G Bill Schultz (Denver)  
RB Lorenzo White (Cleveland)

## 1996

#### Players Signed (4)

WR Willie Davis (Kansas City)  
RB Ronnie Harmon (San Diego)  
S Rafael Robinson (Seattle)  
P Reggie Roby (Tampa Bay)

#### Players Lost (1)

LB Eddie Robinson (Jacksonville)

## 1997

#### Players Signed (2)

QB Dave Krieg (Chicago)  
LB Lonnie Marts (Tampa Bay)

#### Players Lost (2)

LB Michael Barrow (Carolina)  
CB Cris Dishman (Washington)

## 1998

#### Players Signed (3)

TE Jackie Harris (Tampa Bay)  
P Craig Hentrich (Green Bay)  
WR Yancey Thigpen (Pittsburgh)

#### Players Lost (1)

G Kevin Donnalley (Miami)

## 1999

#### Players Signed (5)

DT Jason Fisk (Minnesota)  
DT Mike Jones (New England)  
FB Lorenzo Neal (Tampa Bay)  
QB Neil O'Donnell (Cincinnati)  
DE Mike Frederick (Jets)

#### Players Lost (3)

DE Anthony Cook (Washington)  
C Mark Stepnoski (Dallas)  
DT Gary Walker (Jacksonville)

## 2000

#### Players Signed (2)

LB Randall Godfrey (Dallas)  
T Fred Miller (St. Louis)

#### Players Lost (5)

LB Joe Bowden (Dallas)  
LB Doug Colman (Oakland)  
S Anthony Dorsett (Oakland)  
TE Jackie Harris (Dallas)  
T Jon Runyan (Philadelphia)

## 2001

#### Players Signed (2)

K Joe Nedney (Carolina)  
CB DeRon Jenkins (San Diego)

#### Players Lost (2)

DE Kenny Holmes (N.Y. Giants)  
CB Denard Walker (Denver)

## 2002

#### Players Signed (4)

S Lance Schulters (San Francisco)  
FB Greg Comella (N.Y. Giants)  
C Jeff Smith (Jacksonville)  
RB Robert Holcombe (St. Louis)

#### Players Lost (4)

DT Jason Fisk (San Diego)  
DT Josh Evans (N.Y. Jets)  
LB Greg Favors (Indianapolis)  
C Kevin Long (Jacksonville)

## 2003

#### Players Signed (0)

#### Players Lost (5)

WR Kevin Dyson (Carolina)  
DT John Thornton (Cincinnati)  
CB Dainon Sidney (Buffalo)  
CB Donald Mitchell (Dallas)  
S Rich Coady (Indianapolis)

## 2004

#### Players Signed (0)

#### Players Lost (2)

DE Jevon Kearse (Philadelphia)  
DT Robaire Smith (Houston)

## 2005

#### Players Signed (1)

DE Kyle Vanden Bosch (Arizona)

#### Players Lost (4)

RB Antowain Smith (New Orleans)  
WR Eddie Berlin (Chicago)  
CB Andre Dyson (Seattle)  
TE Shad Meier (New Orleans)

## 2006

#### Players Signed (4)

WR David Givens (New England)  
S Chris Hope (Pittsburgh)  
C Kevin Mawae (N.Y. Jets)  
LB David Thornton (Indianapolis)

#### Players Lost (4)

LB Rocky Boiman (Dallas)  
C Justin Hartwig (Carolina)  
LB Brad Kassell (N.Y. Jets)  
S Tank Williams (Minnesota)

## 2007

#### Players Signed (6)

LB Ryan Fowler (RFA-Dallas)  
WR Justin Gage (Chicago)  
CB Nick Harper (Indianapolis)  
CB Kelly Herndon (Seattle)  
QB Tim Rattay (Tampa Bay)  
S Bryan Scott (New Orleans)

#### Players Lost (3)

WR Drew Bennett (St. Louis)  
DT Robaire Smith (Cleveland)  
WR Bobby Wade (Minnesota)

## 2008

#### Players Signed (7)

TE Dwayne Blakley (Atlanta)  
CB Chris Carr (RFA-Oakland)  
TE Alge Crumpler (Atlanta)  
DE Jevon Kearse (Philadelphia)  
WR Justin McCareins (N.Y. Jets)  
OT Jake Scott (Indianapolis)  
LB Josh Stamer (Buffalo)

#### Players Lost (8)

G Jacob Bell (St. Louis)  
RB Chris Brown (Houston)  
LB Gilbert Gardner (Detroit)  
TE Ben Hartsock (Atlanta)  
DE Travis LaBoy (Arizona)  
DE Antwan Odom (Cincinnati)  
DT Randy Stark (Miami)  
TE Ben Troupe (Tampa Bay)



# ALL-TIME COACHES ROSTER

Front Office

Coaching Staff

Players

Rookies

2007 Season

Records

History

Playoff History

Sidelines

Andrus, Bart .....1997-99  
 #Armstrong, Neill .....1962-63  
 Baggett, Charlie .....1993-94  
 Baugh, Sammy .....1964-65  
 Beatty, Bruce .....1973  
 Beightol, Larry .....1995  
 Bettis, Tom .....1986-87, '93-94  
 #Biles, Ed .....1974-80, '81-83  
 Boghosian, Sam .....1974-75  
 Bourgeois, Andy .....1973-83  
 Breaux, Don .....1972  
 Brown, Greg .....1997-98  
 Bugel, Joe .....1977-80  
 Burke, Matt .....2006-08  
 Bush, Frank .....1992-94  
 Byner, Earnest .....2008  
 Callahan, Ray .....1981-82  
 Campbell, Hugh .....1984-85  
 Carpenter, Lew .....1973-74  
 Cecil, Chuck .....2001-08  
 Childress, Joe .....1966-70  
 \*Chow, Norm .....2005-07  
 Konkright, W.F. "Red" .....1963-64  
 \*Coury, Dick .....1994-96  
 Cunningham, Gunther .....2001-03  
 \*Dalton, O. Kay .....1983-84  
 Devlin, John .....1984-85  
 Devore, Hugh .....1966-70  
 Dickson, George .....1971  
 Dry, F.A. ....1966-70  
 Durden, Earnel .....1973  
 \*Eddy, Jim .....1990-92  
 Ettinger, John .....1964  
 \*Faragalli, Joe .....1985  
 \*Fisher, Jeff .....1994-08  
 Gaines, Gene .....1984-85  
 Galat, Joe .....1981  
 Galbraith, Marty .....2005-08  
 Gambold, Bob .....1978-82  
 Gilbert, O'Neill .....1997-99  
 \*Gilbride, Kevin .....1989-94  
 Gillman, Sid .....1973-74  
 #Glanville, Jerry .....1984-89  
 Graves, Fred .....2007-08  
 Gray, Jerry .....1997-00  
 \*Heimerdinger, Mike .....2000-04, '08

Helton, Kim .....1987-89  
 Henning, Dan .....1972  
 Henshaw, George .....1997-05  
 \*Hill, King .....1971-80  
 Houston, Ken .....1982-85  
 Huff, Gary .....1986  
 Hughes, Ed .....1971  
 Ivy, Frank "Pop" .....1962-63  
 Jackson, Milt .....1986-88  
 James, Ned .....2002-05  
 \*Jamieson, Dick .....1986-87  
 Johnson, Craig .....2000-08  
 Jones, June .....1987-88  
 Jones, Ronnie .....1993  
 Lemm, Wally .....1960-61, '66-70  
 Lemmerman, Bruce .....1984-85  
 Lowry, Alan .....1996-08  
 Madro, Joe .....1972-74  
 McCalmon, Miller .....1986-87  
 McCullough, Ken .....1976  
 McFadin, "Bud" Lewis .....1966-70  
 McGinnis, Dave .....2004-08  
 Miller, Burnie .....1971-73  
 Munchak, Mike .....1995-08  
 #Nolan, Dick .....1981  
 Norris, Rex .....1995-98  
 Novak, Frank .....1989-94  
 Padilla, Bob .....1984-85  
 Palmer, Chris .....1990-92  
 Pardee, Jack .....1990-94  
 Peccatiello, Larry .....1972-75  
 Pendergast, Clancy .....1995  
 Perry, Rod .....1995-96  
 Peterson, Bill .....1972-73  
 Petitbon, Richie .....1974-77  
 \*Phillips, O.A. "Bum" .....1974-80  
 Phillips, Wade .....1976-80  
 Pitts, Elijah .....1981-83  
 Poolsfoot, Fran .....1968-71, 75-76  
 Purnell, Russ .....1995-98  
 Rapp, Vic .....1983  
 Reese, Floyd .....1986-89  
 \*Rhome, Jerry .....1995-96  
 Rice, George .....1975-76  
 Roberts, Al .....1984-85  
 Robertson, Marcus .....2007-08

Robinson, Wayne .....1966-67  
 #Ryan, Buddy .....1993  
 Rymkus, Lou .....1960-61, '65  
 Saban, Nick .....1988-89  
 \*#Schlinkman, Walt .....1960-63,  
 1965-71, 1976  
 #Schwartz, Jim .....1999-08  
 Selcer, Dick .....1981-82  
 Sherman, Ray .....1988-89, 2005-06  
 \*Shipp, Ken .....1977-78  
 Shively, Doug .....1986-89  
 \*Shofner, Jim .....1981-82  
 #Sidwell, Steve .....1995-96  
 Simmons, Warren .....1996  
 Simpson, Jackie .....1972  
 Smith, Jerry .....1972  
 Smith, Richard .....1988-92  
 Smith, Sherman .....1995-07  
 Speedie, Mac .....1960-61  
 Spencer, Joe .....1961-65  
 Stanley, Jim .....1990-94  
 Staub, Ralph .....1982-83  
 Steber, John .....1964  
 \*Steckel, Les .....1995-99  
 #Studley, Chuck .....1983  
 Taylor, Hugh "Bones" .....1964-65  
 Thomas, Pat .....1990-92  
 Vinklarek, Ronnie .....2000  
 #Wallner, Fred .....1960-61  
 Walsh, Bill .....1983-86  
 Walters, Steve .....1999-05  
 Washburn, Jim .....1999-08  
 Watterson, Steve .....1988-08  
 #Williams, Gregg .....1993-00  
 Withers, Everett .....2001-06  
 Woolley, Joe .....1973-75  
 Young, Bob .....1990-94  
 Young, John Paul .....1978-80  
 Yowarsky, Walt .....1971  
 Zernhelt, John .....2006-08  
 Zwahlen, Ernie .....1971

\*Indicates Offensive Coordinator  
 # Indicates Defensive Coordinator

# ALL-TIME COACHES SUMMARY

COACH	YEARS	WON	LOST	TIED	PCT.	PTS.	ALLOWED
Lou Rymkus*	.....1960-61	12	7	1	.625	546	414
Wally Lemm	.....1961, 1966-70	38	40	4	.487	1,785	1,645
Frank "Pop" Ivy	.....1962-63	17	12	0	.586	706	662
Sammy Baugh	.....1964	4	10	0	.285	310	355
Hugh "Bones" Taylor	.....1965	4	10	0	.285	298	429
Ed Hughes	.....1971	4	9	1	.321	251	330
Bill Peterson**	.....1972-73	1	18	0	.052	241	553
Sid Gillman	.....1973-74	8	15	0	.347	358	558
O.A. "Bum" Phillips	.....1975-80	59	38	0	.608	1,857	1,779
Ed Biles***	.....1981-83	8	23	0	.258	526	774
Chuck Studley	.....1983	2	8	0	.200	179	286
Hugh Campbell****	.....1984-85	8	22	0	.266	487	787
Jerry Glanville	.....1985-89	35	35	0	.500	1,445	1,517
Jack Pardee#	.....1990-94	44	35	0	.556	1,658	1,272
Jeff Fisher##	.....1994-2007	120	104	0	.536	4,777	4,731
<b>TOTALS</b>	<b>.....1960-2007</b>	<b>364</b>	<b>386</b>	<b>6</b>	<b>.486</b>	<b>15,424</b>	<b>16,092</b>
(includes postseason)							

\* Released after five games in 1961      \*\*\*\*Released after 14 games in 1985  
 \*\* Released after five games in 1973      # Released after 10 games in 1994  
 \*\*\* Resigned after six games in 1963      ## Took over after 10 games in 1994

**A**

56 **Abraham, Robert**, LB, N.C. State, 1982-87  
 67 **Ackerman, Tom**, G, E. Washington, 2002-03  
 86 **Akiu, Mike**, WR, Hawaii, 1985-86  
 95/88 **Aldridge, Allen**, DE, Prairie View, 1971-72  
 79 **Aldridge, Kevin**, DE/DT, S. Methodist, 2002  
 36 **Aldridge, Melvin**, S, Murray State, 1993  
 38 **Alexander, Dan**, RB/FB, Nebraska, 2001  
 19 **Alexander, Willie**, CB, Alcorn A&M, 1971-79  
 76/80 **Allen, Dalva**, DE, Houston, 1960-61  
 31 **Allen, Gary**, RB, Hawaii, 1982  
 73 **Allen, George**, DT, W. Texas State, 1966-67  
 29 **Allen, Patrick**, CB, Utah State, 1985-90  
 56 **Allred, Colin**, LB, Baylor, 2007  
 76 **Alm, Jeff**, DT, Notre Dame, 1990-93  
 84/82 **Alston, Mack**, TE, Maryland State, 1973-76  
 54/64 **Amano, Eugene**, C, SE Missouri State, 2004-07  
 58 **Amato, Ken**, LS, Montana State, 2003-07  
 12 **Amundson, George**, RB, Iowa State, 1973-74  
 14 **Anderson, Billy**, QB, Tulsa, 1967  
 1 **Anderson, Gary**, K, Syracuse, 2003-04  
 22 **Anderson, Herbie**, CB, Texas A&I, 1991  
 83 **Anderson, Warren**, WR, W. Virginia St., 1978  
 70 **Appleton, Scott**, DT, Texas, 1964-66  
 22 **Archie, Mike**, RB, Penn State, 1996-98  
 39 **Armstrong, Adger**, RB, Texas A&M, 1980-82  
 86 **Arnold, Walt**, TE, New Mexico, 1982-83  
 Atchason, Jack, TE, W. Illinois, 1960  
 48 **Atkins, Bob**, S, Grambling, 1970-75  
 96 **Atkins, James**, DT, Virginia Union, 2002-03  
 61 **Autry, Hank**, C, So. Mississippi, 1969-70  
 42 **Avery, Steve**, FB, No. Michigan, 1989

**B**

33 **Babb, Gene**, LB, Austin College, 1962-63  
 80/11 **Bailey, Harold**, WR, Oklahoma St., 1981-83  
 82 **Bailey, Mario**, WR, Washington, 1992  
 18 **Baker, Ed**, QB, Lafayette, 1972  
 75 **Baker, Jesse**, DE, Jacksonville St. (AL), 1979-87  
 84 **Baker, Johnny**, LB, Mississippi St., 1963-66  
 12/18 **Baker, Melvin**, WR, Texas Southern, 1972  
 40 **Banfield, Tony**, CB, Oklahoma St., 1960-65  
 36 **Banks, Chuck**, FB, W. Virginia Tech, 1987  
 97 **Banks, Robert**, DE, Notre Dame, 1988  
 49/86 **Barber, Mike**, TE, Louisiana Tech, 1976-81  
 28 **Barclay, Chris**, RB, Wake Forest, 2008  
 58 **Barnes, Pete**, LB, Southern, 1967-68  
 22/32 **Barnes, Tomur**, CB, North Texas, 1994-97  
 56/51 **Barrow, Michael**, LB, Miami (FL), 1993-96  
 27 **Bass, Glen**, WR, East Carolina, 1967-68  
 63 **Baumgartner, Steve**, DE, Purdue, 1977-79  
 11 **Beathard, Pete**, QB, USC, 1967-69  
 78 **Beams, Byron**, DT, Notre Dame, 1961  
 17 **Beck, Braden**, K, Stanford, 1971  
 24 **Beckham, Tony**, CB, Wisconsin-Stout, 2002-05  
 81/88 **Beirne, Jim**, WR, Purdue, 1968-73, 1975-76  
 33 **Bell, Billy**, CB, Lamar, 1989  
 60 **Bell, Jacob**, G/T, Miami (OH), 2004-07  
 57 **Belotti, George**, C, USC, 1960-61  
 83/19 **Bennett, Drew**, WR, UCLA, 2001-06  
 52/50/51 **Benson, Duane**, LB, Hamline, 1974-76  
 82 **Berlin, Eddie**, WR, N. Iowa, 2001-04  
 83 **Bergey, Bruce**, DT, UCLA, 1971  
 65 **Bethea, Elvin**, DE, N. Carolina A&T, 1968-83  
 4 **Beverly, David**, P, Auburn, 1974  
 82 **Billingsley, Ron**, DT, Wyoming, 1971-72  
 54 **Bingham, Gregg**, LB, Purdue, 1973-84  
 21 **Birdsong, Craig**, S, N. Texas State, 1987  
 2 **Bironas, Rob**, K, Georgia Southern, 2005-07  
 23 **Bishop, Blaine**, S, Ball State, 1993-01  
 66/63 **Bishop, Sonny**, G, Fresno State, 1964-69  
 27 **Blahak, Joe**, S, Nebraska, 1973  
 16 **Blanda, George**, QB, Kentucky, 1960-66

42 **Blanks, Sid**, RB, Texas A&I, 1964-68  
 52 **Bockwoldt, Colby**, LB, Brigham Young, 2006  
 50 **Boiman, Rocky**, LB, Notre Dame, 2002-05  
 33 **Booker, Michael**, CB, Nebraska, 2000-01  
 25 **Bostic, Keith**, S, Michigan, 1983-88  
 37 **Botchan, Ron**, LB, Occidental, 1961  
 77 **Boucher, Scott**, G, N.E. Louisiana\*, 1987  
 58/59 **Bowden, Joe**, LB, Oklahoma, 1992-99  
 52 **Boyette, Garland**, LB, Grambling, 1966-72  
 85 **Brabham, Danny**, LB, Arkansas, 1963-67  
 10 **Bradshaw, Craig**, QB, Utah State, 1980  
 58 **Brantley, John**, LB, Georgia, 1989  
 52 **Brazile, Robert**, LB, Jackson State, 1975-84  
 21 **Brezina, Bobby**, RB, Houston, 1963  
 92 **Briehl, Tom**, LB, Stanford, 1985-8  
 83 **Broadnax, Jerry**, TE, Southern, 1974  
 88 **Brooks, Billy**, WR, Oklahoma, 1981  
 73 **Brooks, Leo**, DT, Texas-Austin, 1970-72  
 29 **Brown, Chris**, RB, Colorado, 2003-07  
 22 **Brown, Don**, RB, Houston, 1960  
 31/33 **Brown, Gary**, RB, Penn State, 1991-95  
 84 **Brown, Larry**, TE, Georgia, 1999-00  
 17/89 **Brown, Reggie**, WR, Alabama State, 1993-94  
 27 **Brown, Sonny**, S, Oklahoma, 1987  
 24 **Brown, Steve**, CB, Oregon, 1983-90  
 22 **Brown, Tony**, CB, Fresno State, 1992-93  
 97 **Brown, Tony**, DT, Memphis, 2006-07  
 38 **Bryant, Domingo**, S, Texas A&M, 1987-88  
 81 **Bryant, Steve**, WR, Purdue, 1982-84  
 53 **Bulluck, Keith**, LB, Syracuse, 2000-07  
 Burke, Edward, G, Notre Dame, 1964  
 25 **Burrell, Ode**, RB, Mississippi State, 1964-69  
 00 **Burrough, Ken**, WR, Texas Southern, 1971-81  
 68 **Burton, Al**, DE, Bethune-Cookman, 1976  
 94 **Burton, Kendrick**, DE, Alabama, 1996  
 4 **Bush, Frank**, LB, N.C. State, 1985-86  
 87 **Butler, Jim**, TE, Tulsa, 1972  
 2 **Butler, Skip**, K, Texas-Arlington, 1972-77  
 35 **Butts, Marion**, RB, Florida State, 1995  
 83 **Byrd, Isaac**, WR, Kansas, 1997-99  
 71 **Byrd, Richard**, DT, So. Mississippi, 1985-89

**C**

40 **Cain, Jeremy**, FB/LS, Massachusetts, 2007  
 79 **Caldwell, Bryan**, DE, Arizona State, 1984  
 87 **Calico, Tyrone**, WR, Middle Tenn. St, 2003-05  
 54 **Calmus, Rocky**, LB, Oklahoma, 2002-04  
 16 **Camarillo, Rich**, P, Washington, 1994-95  
 34 **Campbell, Earl**, RB, Texas, 1978-84  
 35 **Campbell, Woody**, RB, Northwestern, 1967-71  
 20 **Cannon, Billy**, RB, Louisiana State, 1960-63  
 14 **Carlson, Cody**, QB, Baylor, 1987-94  
 26 **Carpenter, Rob**, RB, Miami (OH), 1977-81  
 63 **Carr, Levert**, T, No. Central State, 1972-73  
 53 **Carrell, John**, LB, Texas Tech, 1966  
 88 **Carrington, Ed**, TE, Virginia, 1969  
 63 **Carroll, Ronnie**, G/DT, Sam Houston St, 1974-75  
 82 **Carson, John**, TE, Georgia, 1960  
 63/58 **Carter, David**, C, W. Kentucky, 1977-84  
 93 **Carter, Kevin**, DE, Florida, 2001-04  
 46/85 **Carter, Pat**, TE, Florida State, 1994  
 41 **Carwell, Larry**, CB, Iowa State, 1967-68  
 87 **Casper, Dave**, TE, Notre Dame, 1980-83  
 88 **Caster, Rich**, WR, Jackson State, 1978-80  
 56/90 **Caston, Toby**, LB, Louisiana State, 1987-88  
 51 **Caveness, Ron**, LB, Arkansas, 1966-68  
 26 **Cecil, Chuck**, S, Arizona, 1995  
 57 **Chamberlin, Frank**, LB, Boston College, 2000-02  
 Chancelor, Ken, C, Houston, 1964  
 12 **Chandler, Chris**, QB, Washington, 1995-96  
 25 **Charles, John**, S, Purdue, 1971-74  
 57 **Cheek, Richard**, G, Auburn, 1972  
 Cheeks, B.W., RB, Texas Southern, 1965

Front Office  
 Coaching Staff  
 Players  
 Rookies  
 2007 Season  
 Records  
 History  
 Playoff History  
 Sidelines

# ALL-TIME PLAYER ROSTER

Front Office

Coaching Staff

Players

Rookies

2007 Season

Records

History

Playoff History

Sidelines

79 Childress, Ray, DL, Texas A&M, 1985-95  
 55 Cindrich, Ralph, LB, Pittsburgh, 1973-75  
 42 Clark, Boobie, RB, Bethune-Cookman, 1979-80  
 96 Clauss, Jared, DT, Iowa, 2004-05  
 31 Cline, Doug, LB, Clemson, 1960-66  
 24 Clinton, Charles, CB, San Jose State\*, 1987  
 29 Coady, Rich, S, Texas A&M, 2002  
 35 Cobble, Eric, RB, S.W. Texas State\*, 1987  
 16 Cochrane, Kelly, QB, Miami (FL), 1972  
 39 Cole, Lee, CB, Arizona State, 1996  
 87 Cole, Linzy, WR, TCU, 1971  
 80 Coleman, Chris, WR, N.C. State, 2000-01  
 59 Colman, Doug, LB, Nebraska, 1999  
 87 Coleman, Pat, WR, Mississippi, 1990-94  
 47 Coleman, Ronnie, RB, Alabama A&M, 1974-81  
 5 Collins, Kerry, QB, Penn State, 2006-07  
 33 Comella, Greg, FB, Stanford, 2002  
 20 Compton, Dick, WR, McMurray, 1965  
 77 Conover, Sean, DE, Bucknell, 2006-07  
 78 Cook, Anthony, DE/DT, So. Carolina St, 1995-98  
 98 Cooks, Rayford, DE, No. Texas State\*, 1987  
 8 Cooper, Joe, K, Cal-Berkeley, 1984  
 51 Cordova, Jorge, LB, Nevada, 2007  
 37 Corker, John, LB, Oklahoma State, 1980-82  
 53 Cotney, Mark, S, Cameron State, 1975  
 76 Cowlings, Al, LB, USC, 1973-74  
 40 Craft, Donnie, RB, Louisville, 1982-83  
 89 Craig, Dobie, WR, Howard Payne, 1964  
 48 Cramer, Casey, TE, Dartmouth, 2006-07  
 59 Croyle, Phil, LB, Cal-Berkeley, 1971-73  
 78 Culp, Curley, DT, Arizona State, 1974-80  
 78 Culpepper, Ed, DT, Alabama, 1962-63  
 49 Cunningham, Dick, LB, Arkansas, 1973  
 20 Currier, Bill, DB, South Carolina, 1977-79  
 50 Curry, Bill, C, Georgia Tech, 1973  
 80/53 Cutsinger, Gary, DE, Oklahoma St., 1962-68

## D

13 Daft, Kevin, QB, California-Davis, 1999  
 87 Darby, Al, WR, Florida, 1976  
 85 Darrington, Chris, WR, Weber State\*, 1987  
 88 Daum, Mitch, TE, Wyoming, 1987  
 66 Davidson, Greg, C, No. Texas, 1980-82  
 90 Davidson, Kenny, DE, LSU, 1994-95  
 Davidson, Pete, WR, Citadel, 1960  
 12 Davis, Bob, QB, Virginia, 1967-69  
 77 Davis, Bruce, T, UCLA, 1987-89  
 17 Davis, Chris, WR, Florida State, 2007  
 84 Davis, Donnie, TE, Southern, 1970  
 73 Davis, John, G/C, Georgia Tech, 1987-88  
 58 Davis, Marvin, LB, Southern, 1974  
 30 Davis, Mike, CB, Cincinnati, 1994  
 86/84 Davis, Willie, WR, Cent. Arkansas, 1996-98  
 34/33 Dawkins, Joe, RB, Wisconsin, 1970-71, 1976  
 66 Dawson, Doug, G, Texas, 1990-93  
 20 Dawson, Rhett, WR, Florida State, 1972  
 67 Dean, Jimmy, DE, Texas A&M, 1978  
 3 Del Greco, Al, K, Auburn, 1991-00  
 23 Dempsey, Tom, K, Palomar, J.C., 1977  
 88 Dewveall, Willard, TE, SMU, 1961-64  
 35 Dickenson, Bo, RB, Mississippi So., 1963  
 10 Dickey, Lynn, QB, Kansas State, 1971-75  
 9 Dietrich, John, K, Ball State\*, 1987  
 66/64 DiNapoli, Gennaro, G, Virginia Tech, 2000-02  
 81 Dirden, Johnnie, WR, Sam Houston, 1978  
 28 Dishman, Chris, CB, Purdue, 1988-96  
 64 Dixon, Joe, DT, Tulsa, 1987  
 50 Dodge, Kirk, LB, Nevada-Las Vegas, 1986  
 31 Donaldson, Jeff, S, Colorado, 1984-89  
 71 Domres, Tom, DT, Wisconsin, 1968-71  
 77 Donnalley, Kevin, T/G, No. Carolina, 1991-97  
 57 Dorenbos, Jon, LS, UTEP, 2005-06  
 69 Dorris, Andy, DE, New Mexico St., 1977-81

30/33 Dorsett, Anthony, CB, Pittsburgh, 1996-99  
 21 Douglas, John, CB, Texas Southern, 1969-70  
 88 Dressler, Chris, TE, Stanford, 1983-86  
 82/85 Drevvrey, Willie, WR, W. Virginia, 1985-88, '93  
 75 Drungo, Elbert, T, Tennessee State, 1969-77  
 30 Dukes, Mike, LB, Clemson, 1960-63  
 38 Dumas, Mike, S, Indiana, 1991-93  
 31 Duncan, Brian, RB, SMU, 1978  
 80 Duncan, Curtis, WR, Northwestern, 1987-93  
 11 Duniven, Tom, QB, Texas Tech, 1977-78  
 91 Dunn, Anthony, DE, Northern Colorado, 2003  
 22 Dyson, Andre, CB, Utah, 2001-04  
 87 Dyson, Kevin, WR, Utah, 1998-02

## E

26 Eaglin, Larry, CB, S.F. Austin, 1973  
 82 Ealy, Biren, WR, Houston, 2007  
 21 Eason, Bo, S, Cal-Davis, 1984-87  
 75 Eatman, Irv, T, UCLA, 1995-96  
 21 Eaton, Tracey, S, Portland St., 1988-89  
 20/36 Echols, Mike, CB, Wisconsin, 2002-04  
 87 Eccles, Scott, TE, E. New Mexico\*, 1987  
 87 Edwards, Emmett, WR, Kansas, 1975  
 35/32 Edwards, Stan, RB, Michigan, 1982-86  
 26 Elkins, Lawrence, WR, Baylor, 1965-68  
 6 Elkins, Mike, QB, Wake Forest, 1992  
 81 Ellender, Richard, WR, McNeese State, 1979  
 8 Elling, Aaron, K, Wyoming, 2004  
 60 El-Mashtoub, Hicham, C, Arizona, 1995-96  
 96 Embry, Keith, DE, Utah, 2000-01  
 52 Ena, Justin, LB, Brigham Young, 2004  
 91 Evans, Josh, DT, Ala.-Birmingham, 1995-99, 2001  
 86 Evans, Robert, E, Texas A&M, 1965  
 73 Evans, Norman, T, TCU, 1965  
 78 Eyre, Nick, T, BYU, 1981

## F

29 Fairley, Leonard, S, Alcorn A&M, 1974  
 51 Fairs, Eric, LB, Memphis State, 1986-91  
 86 Fanning, Stan, DE, Idaho, 1964  
 67 Fanucci, Mike, DE, Arizona State, 1973  
 20 Farr, Miller, CB, Wichita State, 1967-69  
 96/57 Faryniarz, Brett, LB, San Diego State, 1994  
 71 Faulkner, Stanley, T, Texas, 1964  
 51 Favors, Greg, LB, Mississippi State, 1999-01  
 74 Ferguson, Gene, T, Norfolk State, 1971-72  
 77 Fields, Angelo, T, Michigan State, 1980-81  
 31 Finnegan, Cortland, CB, Samford, 2006-07  
 94 Fisher, Bryce, DE, Air Force, 2007  
 70/60 Fisher, Ed, G, Arizona State, 1974-82  
 97 Fisk, Jason, DT, Stanford, 1999-01  
 55 Flannery, John, G/C, Syracuse, 1991-94  
 44 Fleming, Troy, FB, Tennessee, 2004-05  
 75 Floyd, Don, DE, TCU, 1960-68  
 83 Floyd (Seabron), Malcolm, WR, Fresno St, 1994-96  
 11/13 Foote, James, QB, Delaware Valley, 1974, '76  
 88 Ford, Bernard, WR, Central Florida, 1990  
 92 Ford, Henry, DE, Arkansas, 1994-02  
 78 Ford, Jacob, DE, Central Arkansas, 2007  
 89 Foster, Eddie, WR, Houston 1977-78  
 78 Foster, Jerome, DE, Ohio State, 83-84  
 91 Fowler, Delbert, LB, West Virginia, 1981  
 53 Fowler, Jerry, G, N.W. Louisiana, 1964  
 52 Fowler, Ryan, LB, Duke, 2007  
 59 Fox, Scott, LB, Austin Peay\*, 1987  
 77 France, Doug, T, Ohio State, 1983-84  
 62 Franklin, Jerrell, G, Southern\*, 1987  
 28 Frazier, Charles, WR, Texas So., 1962-68  
 56 Frazier, Wayne, C, Auburn, 1965  
 83/74 Frazier, Willie, TE, Ark. &M, 1964-65, '71, '75  
 94 Frederick, Mike, DE, Virginia, 1999  
 69 Freelon, Solomon, G, Grambling, 1972-74  
 62 Frey, Dick, G, Texas A&M, 1961

93 Frisch, Byron, DE, BYU, 2000  
 16 Fritsch, Toni, K, None, 1977-81  
 55 Frongillo, John, C, Baylor, 1962-66  
 22 Fuller, Vincent, S, Virginia Tech, 2005-07  
 95 Fuller, William, DE, No. Carolina, 1986-93  
 66 Funchess, Tom, T, Jackson State, 1971-73  
 17 Furrer, Will, QB, Virginia Tech, 1995

## G

35 Ganther, Quinton, RB, Utah, 2006-07  
 12 Gage, Justin, WR, Missouri, 2007  
 8 Garcia, Teddy, K, N.E. Louisiana, 1990  
 30 Gardner, Rich, CB, Penn State, 2004-05  
 59 Gardner, Gilbert, LB, Purdue, 2007  
 82 Garrison, Gary, WR, San Diego State, 1977  
 38 Gehring, Mark, TE, E. Washington\*, 1987  
 73 Geisinger, Justin, C/G, Vanderbilt, 2006  
 27 George, Eddie, RB, Ohio State, 1996-03  
 35/26 George, Spencer, RB, Rice, 1997-99  
 3 Gerela, Roy, K, New Mexico State, 1969-70  
 29 Germany, Willie, S, Morgan State, 1975  
 13 Gesser, Jason, QB, Washington State, 2003  
 88 Giles, Jimmie, TE, Alcorn Univ., 1977  
 73 Givens, David, WR, Notre Dame, 2006-07  
 81 Givins, Ernest, WR, Louisville, 1986-94  
 27 Glick, Freddy, S, Colorado State, 1961-66  
 54 Glover, Phil, LB, Utah, 1999  
 56 Godfrey, Randall, LB, Georgia, 2000-02  
 68 Golic, Mike, DT, Notre Dame, 1985-87  
 69/68 Goode, Tom, C, Mississippi State, 1962-65  
 68 Goodman, Brian, G, UCLA, 1973-74  
 47 Gordon, Bobby, S, Tennessee, 1960  
 8 Gossett, Jeff, P, E. Illinois, 1987  
 93 Graf, Rick, LB, Wisconsin, 1991-92  
 32 Granger, Hoyle, RB, Mississippi St, 1966-70, '72  
 62 Grant, Ken, G, Howard Payne, 1970  
 60 Graham, Aaron, C, Nebraska, 2002  
 21 Gray, Jerry, CB, Texas, 1992  
 74 Gray, Leon, OT, Jackson St., 1979-81  
 21 Gray, Mel, KR/WR, P, Ude, 1995-97  
 65 Greaves, Gary, DE, Miami (FL), 1960  
 11 Green, Dave, P, Ohio, 1973  
 20 Green, Mike, RB, Houston, 2000-02  
 36 Gresham, Bob, RB, W. Virginia, 1973-74  
 33 Griffin, Michael, S, Texas, 2007  
 22 Griffin, Larry, DB, N. Carolina, 1986  
 59 Grimsley, John, LB, Kentucky, 1984-90  
 89 Groman, Bill, Heidelberg, 1960-62, '66  
 81 Groth, Jeff, WR, Bowling Green, 1979-80  
 57 Gruneisen, Sam, C, Villanova, 1973  
 85 Guenther, Gregg, TE, USC, 2005  
 Guy, Buzz, G, Duke, 1961  
 46 Guidry, Paul, LB, McNeese, St., 1973  
 43 Guzik, John, LB, Pittsburgh, 1961

## H

70 Haayer, Adam, OT, Minnesota, 2001  
 21 Hadl, John, QB, Kansas, 1976-77  
 Hagwood, Rickey, DE, So. Carolina\*, 1987  
 86 Haik, Mac, WR, Mississippi, 1968-71  
 93 Halapin, Mike, DT, Pittsburgh, 1996-97  
 45 Hall, Ahmard, FB, Texas, 2006-07  
 61 Hall, Barry, OT, Middle TN State, 2001  
 97 Hall, Carlos, DE, Arkansas, 2002-04  
 21 Hall, Ken, RB, Texas A&M, 1960-61  
 51 Hall, Lemanski, LB, Alabama, 1994-97  
 90 Hamm, Bob, DE, Nevada-Reno, 1983-84  
 82 Hannah, Travis, WR, USC, 1993-95  
 30 Hardeman, Don, RB, Texas A&I, 1975-77  
 33 Harmon, Ronnie, RB, Iowa, 1996-97  
 20 Harper, Nick, CB, Fort Valley State, 2007  
 86 Harris, Corey, WR, Vanderbilt, 1992  
 88 Harris, Jackie, TE, NE Louisiana, 1998-99

61 Harris, Larry, G, Oklahoma State, 1978  
 80/83 Harris, Leonard, WR, Texas Tech, 1987-93  
 64 Harris, Leroy, G/C, N.C. State, 2007  
 48 Harris, Odie, S/CB, Sam Houston St., 1995  
 88/47 Hartsock, Ben, TE, Ohio State, 2006-07  
 36 Hartwig, Carter, DB, USC, 1979-84  
 77 Hartwig, Justin, G, Kansas, 2002-05  
 54/88 Harvey, Claude, LB, Prairie View, 1970-71  
 70 Harvey, Jim, G, Mississippi, 1972  
 21 Hatchett, Derrick, CB, Texas, 1983  
 70 Hatfield, Mark, T, Bishop's (Que.), 1995  
 56 Havig, Dennis, G, Colorado, 1976  
 86 Hawkins, Nat, WR, Nevada-Las Vegas, 1975  
 49 Hayes, Chad, TE, Maine, 2002  
 62 Hayes, Jim, DT, Jackson State, 1965-66  
 71 Hayes, Melvin, T, Mississippi State, 1996-97  
 70 Hayman, Conway, G, Delaware, 1975-80  
 13 Haymond, Alvin, S, Southern, 1973  
 92/91 Haynesworth, Albert, DT, Tennessee, 2002-07  
 38 Hebert, Jason, S, Rice, 2002  
 72 Helluin, Jerry, DT, Tulane, 1960  
 53 Henderson, Thomas, LB, Langston, 1980  
 44 Hendrickson, Steve, HB/F, California, 1995  
 37/87 Hennigan, Charles, WR, N.W. La., 1960-66  
 42 Henry, Chris, RB, Arizona, 2007  
 20 Henry, Travis, RB, Tennessee, 2005-06  
 15 Hentrich, Craig, P/K, Notre Dame, 1998-2007  
 73 Herchman, Bill, DT, Texas Tech, 1962  
 41 Herndon, Kelly, Toledo, 2007  
 28 Hicks, Dwone, RB, Middle Tennessee St., 2003  
 42 Hicks, Skip, RB, UCLA, 2001  
 33 Hicks, W.K., CB, Texas Southern, 1964-69  
 32 Highsmith, Alonzo, FB, Miami (FL), 1987-89  
 61 Highsmith, Walter, T, Florida A&M, 1972  
 80 Hill, Darrell, WR, N. Illinois, 2002-04  
 85 Hill, Drew, WR, Georgia Tech, 1985-91  
 23 Hill, Greg, CB, Oklahoma State, 1983  
 72 Hill, Kent, G, Georgia Tech, 1986-87  
 21 Hill, Reynaldo, CB Florida, 2005-07  
 78/70 Hines, Glen Ray, T, Arkansas, 1966-70  
 87 Hinton, Eddie, WR, Oklahoma, 1973  
 27 Hoage, Terry, S, Georgia, 1993  
 53 Hoaglin, Fred, C, Pittsburgh, 1974-75  
 36/34 Hoffman, Dalton, RB, Baylor, 1964  
 35 Holcombe, Robert, RB, Illinois, 2002-04  
 Holigan, Henry, RB, Bishop College, 1963  
 99 Holmes, Kenny, DE, Miami (FL), 1997-00  
 79 Holmes, Pat, DE, Texas Tech, 1966-72  
 39/36 Holmes, Robert, RB, Southern, 1971, 1975  
 84 Holston, Mike, WR, Morgan State, 1981-84  
 24 Hope, Chris, S, Florida State, 2006-07  
 28 Hopkins, Andy, RB, S.F. Austin, 1971  
 72 Hopkins, Brad, T, Illinois, 1993-05  
 36 Hopkins, Roy, RB, Texas Southern, 1967-71  
 29 Houston, Ken, S, Prairie View, 1967-72  
 66 Howell, Pat, G, USC, 1983-85  
 6 Howfield, Ian, K, Tennessee, 1991  
 11 Humphrey, Buddy, QB, Baylor, 1966  
 97/51 Hunt, Calvin, C, Baylor, 1972-73  
 Hunt, Daryl, LB, Oklahoma, 1979-84  
 72 Hunt, Kevin, T, Doane (NE), 1973-77  
 61 Hunt, Purvis, G/T, Mississippi St., 1995-96  
 30 Hunter, Herman, RB, Tennessee St., 1987  
 25 Hunter, Torey, CB, Washington St., 1995  
 82 Husmann, Ed, DT, Nebraska, 1961-65

## I

28 Iwuoma, Chidi, CB, California, 2007

## J

39 Jackson, Andrew, RB, Iowa State, 1987  
 46 Jackson, Bob, RB, New Mexico State, 1964  
 84 Jackson, Chris, WR, Washington State, 2000

Front Office

Coaching Staff

Players

Rookies

2007 Season

Records

History

Playoff History

Sidelines

# ALL-TIME PLAYER ROSTER

Front Office

Coaching Staff

Players

Rookies

2007 Season

Records

History

Playoff History

Sidelines

- 86 **Jackson, Kenny**, WR, Penn State, 1989
- 33 **Jackson, Ray**, RB, Cincinnati, 2003
- 41 **Jackson, Sean**, RB, Florida State, 1994
- 24 **Jackson, Steve**, CB, Purdue, 1991-99
- 84 **Jacobs, Ray**, DT, Howard Payne, 1963
- 49 **James, Arrikke**, TE, Delta State, 1987
- 6 **James, John**, P, Florida, 1982-84
- 70 **Jamison, Al**, T, Colgate, 1960-62
- 23 **Jancik, Bobby**, S, Lamar Tech, 1962-67
- 47 **Jaquess, Pete**, CB, New Mexico, 1964-65
- 21 **Jefferson, Charles**, DB, McNeese St., 1979-80
- 53 **Jefferson, Thad**, LB, Hawaii\*, 1987
- 84/80 **Jeffries, Haywood**, WR, N.C. State, 1987-95
- 60 **Jenkins, Al**, G, Morris Brown, 1973
- 25 **Jenkins, DeRon**, CB, Tennessee, 2001
- 21 **Johns, Pete**, S, Tulane, 1967-69
- 15 **Johnson, Al**, S, Cincinnati, 1972-78
- 99 **Johnson, Antonio**, DT, Mississippi State, 2007
- 86 **Johnson, Alex**, WR, Miami (FL), 1991
- 33 **Johnson, Benny**, CB, J.C. Smith, 1970-73
- 84 **Johnson, Billy**, WR/KR, Widener, 1974-80
- 57 **Johnson, Byron**, LB, Baylor\*, 1987
- 12 **Johnson, Charley**, QB, New Mex. St., 1970-71
- 12 **Johnson, Doug**, QB, Florida, 2004
- 90 **Johnson, Ezra**, DE, Morris Brown, 1990-91
- 35 **Johnson, John H.**, RB, Arizona State, 1966
- 22 **Johnson, Kenny**, S, Mississippi St., 1986-89
- 11 **Johnson, Lee**, P, BYU, 1985-87
- 97 **Johnson, Mike**, DE, Illinois, 1984-85
- 38 **Johnson, Rich**, RB, Illinois, 1969
- 23 **Johnson, Richard**, CB, Wisconsin, 1985-92
- 45 **Johnson, Tracy**, FB, Clemson, 1989
- 57 **Johnson, Walter**, LB, La Tech, 1987-88
- 41 **Johnston, Mark**, CB, Northwestern, 1960-63
- 40/18 **Joiner, Charlie**, WR, Grambling, 1969-72
- 57 **Joiner, Tim**, LB, LSU, 1983-84
- 40 **Jolley, Lewis**, RB, No. Carolina, 1972-73
- 81 **Jones, Brandon**, WR, Oklahoma, 2005-07
- 25 **Jones, Gene**, CB, Rice, 1961
- 61 **Jones, Harris**, G, J.C. Smith, 1973-74
- 57 **Jones, Lenoy**, LB, TCU, 1996-98
- 96 **Jones, Mike**, DT/DE, N.C.State, 1999
- 32 **Jones, Pacman**, CB, West Virginia, 2005-06
- 27/19 **Jones, Quintin**, S, Pittsburgh, 1989-90
- 96 **Jones, Sean**, DE, Northeastern, 1988-93
- 11 **Jones, Spike**, P, Georgia, 1970
- 82 **Jones, Tony**, WR, Texas, 1990-91, 1993
- 30 **Jones, Victor**, RB, LSU, 1990-91
- 71 **Jones, Willie**, DE, Kansas State, 1967
- 31 **Joyner, Larry**, S, Minnesota\*, 1987
- 38 **Joyner, Willie**, RB, Maryland, 1984

## K

- 31 **Kafentzis, Kurt**, S, Hawaii\*, 1987
- 55 **Kassell, Brad**, LB, N. Texas State, 2002-05
- 22 **Kay, Bill**, CB, Purdue, 1981-83
- 90 **Kearse, Jevon**, DE, Florida, 1999-03
- 62 **Kellemeyer, Doug**, G, BYU\*, 1987
- 58 **Kelley, Mike**, C/G, Notre Dame, 1985-87
- 73/72 **Kelly, Bob**, DT, New Mexico State, 1961-63
- 4 **Kempf, Florian**, K, Pennsylvania, 1982-84
- 34 **Kendall, Chuck**, S, UCLA, 1960
- 67/71 **Kennard, Ken**, DE, Angelo State, 1977-83
- 27 **Kennedy, Mike**, DB, Toledo, 1984
- 86 **Kent, Joey**, WR, Tennessee, 1997-99
- 18 **Kerbow, Randy**, WR, Rice, 1963-64
- 50/52 **Kidd, Billy**, C, Houston, 1987
- 50 **Killens, Terry**, LB, Penn State, 1996-00
- 27 **Kinard, Terry**, S, Clemson, 1990
- Kinderman, Keith**, RB, Fla. St., 1963, 1965
- 50/53/57 **Kiner, Steve**, LB, Tennessee, 1974-78
- 46 **King, Claude**, RB, Houston, 1961
- 30 **King, Eric**, CB, Wake Forest, 2006-07

- 30 **King, Kenny**, RB, Oklahoma, 1979
- 88 **Kinney, Erron**, TE, Florida, 2000-06
- 89 **Kinney, George**, DE, Wylie, 1965
- 79 **Kirk, Ernest**, DE, Howard Payne, 1977
- 72 **Klotz, Jack**, T, Penn State, 1964
- 21 **Knight, Leander**, S, Montclair State, 1990
- 25 **Knoff, Kurt**, DB, Kansas, 1977-78
- 99 **Kocurek, Kris**, DT, Texas Tech, 2001-02
- 72 **Koncar, Mark**, T, Colorado, 1982
- 56 **Kozak, Scott**, LB, Oregon, 1989-93
- 57 **Kramer, Jordan**, LB, Idaho, 2003-04
- 17 **Krieg, Dave**, QB, Milton (WI), 1997-98
- 37 **Kush, Rod**, S, Nebraska-Omaha, 1985-86

## L

- 91 **LaBoy, Travis**, DE, Hawaii, 2004-07
- 99 **Ladd, Ernie**, DT, Grambling, 1966
- 73/72 **Lanphear, Dan**, DE, Wisconsin, 1960, 1962
- 34 **Laraway, Jack**, LB, Purdue, 1961
- Larkin, Eric**, T, Miami (FL)\*, 1987
- 57 **Lathon, Lamar**, LB, Houston, 1990-94
- 66 **Layman, Jason**, T/G, Tennessee, 1996-99
- 83 **Leach, Mike**, TE, William & Mary, 2000-01
- 15 **Lee, Jackey**, QB, Cincinnati, 1960-63, 1966-67
- 86 **Lebedetter, Monte**, WR, N.W. Louisiana, 1967
- 62 **LeMoine, Jim**, G, Utah State, 1968-69
- 23 **LeVias, Jerry**, WR, SMU, 1969-70
- 29 **Lewis, Darryll**, CB, Arizona, 1991-98
- 37/55 **Lewis, Jess**, LB, Oregon State, 1970
- 55 **Lewis, Richard**, LB, Portland State, 1972
- 49 **Lewis, Roderick**, TE, Arizona, 1994-97
- 80 **Little, John**, DT, Oklahoma State, 1975-76
- 58 **Lottan, James**, LB, Memphis, 1995
- 60 **Long, Kevin**, C, Florida State, 1998-01
- 99 **Long, Rien**, DT, Washington State, 2003-06
- 70 **Loper, Daniel**, OT, Texas Tech, 2005-07
- 58/51/53 **Lou, Ron**, C, Arizona State, 1972-73, '76
- 12 **Loveall, Calvin**, CB, Idaho, 1988
- 37 **Lowry, Calvin**, S, Penn State, 2006-07
- 10 **Luck, Oliver**, QB, W. Virginia, 1982-86
- 32 **Lumpkin, Ron**, CB, Arizona State, 1975
- 40 **Lundy, Dennis**, RB, Northwestern, 1995
- 28 **Lyday, Allen**, S, Nebraska, 1984-87
- 93 **Lyles, Robert**, LB, TCU, 1984-90
- 98 **Lyons, Pratt**, DT/DE, Troy State (AL), 1997-98

## M

- 98 **Madsen, Lynn**, DE, Washington, 1986
- 78 **Mags, Don**, T/G, Tulane, 1986-92
- 94 **Mahelona, Jesse**, DT, Tennessee, 2006-07
- 22 **Majors, Joe**, DB, Florida State, 1960
- 8 **Manning, Archie**, QB, Mississippi, 1982-83
- 50 **Maples, Bobby**, C, Baylor, 1965-70
- 5 **Marcol, Chester**, K, Hillsdale, 1980
- 62 **Marcontell, Ed**, G, Lamar Tech, 1967
- 77 **Marshall, Rich**, DT, S.F. Austin, 1967-68
- 58 **Marshall, Wilber**, LB, Florida, 1993
- 94 **Martin, Charles**, DT, Livingston, 1987
- 20 **Martin, Emanuel**, CB, Alabama State, 1993
- 68 **Martin, Matt**, T, Kansas State, 2002-03
- 56/51 **Marts, Lonnie**, LB, Tulane, 1997-98
- 13/85 **Mason, Derrick**, WR, Michigan State, 1997-04
- 47 **Maston, Le'Shai**, RB, Baylor, 1993-94
- 76 **Mathews, Jason**, T, Texas A&M, 1998-04
- 74 **Mathews, Bruce**, G/C/T, USC, 1983-01
- 11 **Mathews, Steve**, QB, Memphis State, 1988
- 58 **Matuszak, John**, DT, Tampa, 1973
- 75 **Mauck, Carl**, C, Southern Illinois, 1975-81
- 8 **Mauck, Matt**, QB, LSU, 2005
- 42 **Maxwell, Tommy**, S, Texas A&M, 1974
- 77 **Mays, Ben**, DT, Drake, 1969
- 80 **Mayo, Ron**, TE, Morgan State, 1973
- 86 **Mays, Damon**, WR, Missouri, 1992-93

68 **Mawae, Kevin**, C, Louisiana State, 2006-07  
 81 **McAddley, Jason**, WR, Alabama, 2004  
 60 **McCanless, Jim**, G, Clemson, 1960  
 78 **McCants, Keith**, DE, Alabama, 1993-94  
 86 **McCareins, Justin**, WR, N. Illinois, 2001-03  
 89 **McCloskey, Mike**, TE, Penn State, 1983-85  
 71 **McCollum, Bubba**, DT, Kentucky, 1974  
 59 **McConnell, Brian**, LB, Michigan, 1973  
 28 **McCullough, George**, CB, Baylor, 1997-99  
**McDaniel, Wahoo**, LB, Oklahoma, 1960  
 84 **McDole, Ron**, DE, Nebraska, 1962  
 31 **McDonald, Keith**, WR, San Jose St.\*, 1987  
 25 **McDowell, Bubba**, S, Miami (FL), 1989-94  
 64 **McFadin, Bud**, DT, Texas, 1964-65  
 42 **McGarrahan, Scott**, S, New Mexico, 2003-04  
 95 **McGhee, Kanavis**, DE, Colorado, 1995  
 87 **McKeehan, James**, TE, Texas A&M, 1995-97  
 21 **McLeod, Bob**, TE, Abilene Christian, 1961-65  
 86 **McMillian, Audrey**, CB, Houston, 1985-87  
 9 **McNair, Steve**, QB, Alcorn State, 1995-05  
 37/48 **McNair, Todd**, RB/FB, Temple, 1994-95  
 89 **McNeil, Gerald**, WR, Baylor, 1990  
 86 **McNeil, Clifton**, WR, Grambling, 1973  
 6 **McPherson, Don**, QB, Syracuse, 1990  
 26 **Meadows, Darryl**, DB, Toledo, 1983-84  
 91 **Meads, Johnny**, LB, Nicholls State, 1984-92  
 84 **Meier, Shad**, TE, Kansas State, 2001-04  
 74/76 **Meredith, Dudley**, DT, Lamar Tech, 1963, 1968  
 29/12 **Merkens, Guido**, DB/WR, Sam Hou. St., 1978-80  
 54 **Meyer, John**, LB, Notre Dame, 1966-67  
 77 **Michael, Rich**, T, Ohio State, 1960-66  
 76 **Mikolas, Doug**, NT, Portland State, 1988  
 84 **Miller, Bill**, DT, N. Mexico Highlands, 1962  
 66 **Miller, Clay**, T, Michigan\*, 1987  
 71 **Miller, Fred**, T, Baylor, 2000-04  
 4 **Miller, Josh**, P, Arizona, 2007  
 62 **Miller, Ralph**, G, Alabama State, 1972-73  
 48/35/55 **Mills, John Henry**, TE/LB, Wake For., 1993-96  
 12 **Milstead, Charles**, QB, Texas A&M, 1960-61  
 16/89 **Miotke, Frank**, WR, Grand Valley St., 1990  
 30 **Mitchell, Donald**, CB, Southern Method., 1999-02  
 41 **Mitchell, Leroy**, CB, Texas Southern, 1969-70  
 97 **Mix, Bryant**, DT, Alcorn State, 1996-97  
 94 **Montgomery, Glenn**, DT, Houston, 1989-95  
 9 **Montgomery, Greg**, P, Michigan St., 1988-93  
 2 **Montgomery, Mike**, WR, Kansas State, 1974  
 1 **Moon, Warren**, QB, Washington, 1984-93  
 32 **Moore, Ricky**, FB, Alabama\*, 1987  
 22 **Moore, Zeke**, CB, Lincoln, 1967-77  
 76 **Moran, Eric**, T, Washington, 1984-86  
 67 **Morgan, Karl**, DT, UCLA, 1986  
 30 **Moriarty, Larry**, FB, Notre Dame, 1983-86  
 6 **Moroski, Mike**, QB, Cal-Davis, 1985  
 28 **Morris, Aric**, S, Michigan St., 2000-02  
 50 **Morris, Dennit**, LB, Oklahoma, 1960-61  
**Morrison, Ron**, T, New Mexico, 1960  
 11 **Morseley, Mark**, K, S.F. Austin, 1971-72  
 83 **Moulds, Eric**, WR, Mississippi State, 2007  
**Mrosko, Bob**, TE, Penn State, 1989  
 80 **Mullins, Eric**, WR, Stanford, 1984-85  
 63 **Munchak, Mike**, G, Penn State, 1982-93  
 50/53 **Murdock, Guy**, C, Michigan, 1972  
 56 **Murphy, Mike**, LB, S.W. Missouri State, 1979  
 77 **Musgrove, Spain**, DT, Utah State, 1970  
 32 **Myers, Bobby**, S, Wisconsin, 2000-02

**N**

57 **Nande, Terna**, LB, Miami (OH), 2006  
 14 **Naponic, Bob**, QB, Illinois, 1970  
 42 **Nash, Damien**, RB, Missouri, 2005  
 48 **Natkin, Brian**, TE, Texas El-Paso, 2001  
 41 **Neal, Lorenzo**, FB, Fresno State, 1999-00  
 6 **Nedney, Joe**, K, San Jose State, 2001-04

75 **Neil, Kenny**, DE, Iowa State\*, 1987  
 22 **Nelson, Benny**, S, Alabama, 1964  
 83 **Nery, Ron**, DE, Kansas State, 1963  
 26 **Newsom, Tony**, CB, S.F. Austin, 1987  
 46 **Nicholson, Oliver**, LB, Texas Southern, 1975  
 23 **Nickey, Donnie**, S, Ohio State, 2003-07  
 14 **Nielsen, Gifford**, QB, BYU, 1978-83  
 14 **Nix, Kent**, QB, TCU, 1972  
 64 **Norgard, Erik**, C/G, Colorado, 1990-98  
 43 **Norton, Jim**, S, Idaho, 1960-68  
 93 **Nunley, Jeremy**, DE, Alabama, 1994-95

## O

98 **Odom, Antwan**, DE, Alabama, 2004-07  
 52 **Odom, Sammy**, LB, N.W. Louisiana, 1964  
 14 **O'Donnell, Neil**, QB, Maryland, 1999-03  
 37 **Olerich, Dave**, LB, San Francisco, 1971  
 39 **Oliver, Hubert**, FB, Arizona, 1987  
 75 **Olson, Benji**, G, Washington, 1998-07  
 46 **Onesti, Larry**, LB, Northwestern, 1962-65  
 25 **Orlando, Bo**, S, West Virginia, 1990-94  
 85 **Orr, Jonathan**, WR, Wisconsin, 2006  
 67 **Otto, Bob**, DE, Idaho State\*, 1987  
 66 **Otto, Mike**, T, Purdue, 2007  
 40 **Ours, Wes**, FB, West Virginia, 2001  
 71 **Owens, Joe**, DE, Alcorn State, 1976

## P

62 **Page, Craig**, C, Georgia Tech, 1999  
 74 **Parker, Willie**, DT, Arkansas AM&N, 1967-70  
 32/20 **Parks, Billy**, WR, Cal St.-L. Beach, 1973-75  
 83 **Parks, Dave**, WR, Texas Tech, 1973  
 89 **Parks, Jeff**, TE, Auburn, 1986-87  
 30 **Parrish, Bernie**, CB, Florida, 1966  
 18 **Parsley, Cliff**, P, Oklahoma State, 1977-82  
 7 **Pastorini, Dan**, QB, Santa Clara, 1971-79  
 33/4 **Payton, Jarrett**, RB, Miami, 2005  
 79 **Patu, Saul**, DT, Oregon, 2001  
 44 **Peacock, Johnny**, S, Houston, 1969-70  
 10 **Pease, Brent**, QB, Montana, 1987-88  
 72 **Pegeuse, Willis**, DE, Miami (FL), 1990-92  
 52 **Pennison, Jay**, C, Nicholls State, 1986-90  
 64 **Perkins, Willis**, G, Tex. Southern, 1961, 1963  
 32 **Perry, Vernon**, S, Jackson State, 1979-82  
 56 **Perlo, Phil**, G, Maryland, 1960  
 69 **Petersmark, Brett**, C, E. Michigan\*, 1987  
 85 **Petrowski, Jamie**, TE, Indiana State, 2007  
 77 **Pettyjohn, Barry**, T, Pittsburgh, 1987  
 35 **Phenix, Perry**, S, Southern Miss, 1998-01  
 61 **Phillips, Wes**, T, Lenoir Rhyne, 1979  
 86 **Pickens, Carl**, WR, Tennessee, 2000  
 61 **Pilgrim, Evan**, G, Brigham Young, 1998  
 69/71 **Piller, Zach**, G, Florida, 1999-06  
 20 **Pinkett, Allen**, RB, Notre Dame, 1986-91  
 53 **Pitts, Hugh**, C, TCU, 1960  
 88 **Poole, Bob**, TE, Clemson, 1966-67  
 39 **Poole, Larry**, RB, Kent State, 1978  
 44 **Porter, Daryl**, S, Boston College, 2001  
 61 **Portis, Marico**, G, Alabama, 2004  
 2 **Post, Dickie**, RB, Houston, 1971  
 84 **Preston, Roell**, WR, Mississippi, 1999  
 58 **Pritchard, Ron**, LB, Arizona State, 1969-72

## Q

46 **Queen, Jeff**, TE, Morgan State, 1974  
 54 **Quinn, Steve**, C, Notre Dame, 1968

## R

31 **Randall, Marcus**, S, LSU, 2005  
 68 **Randall, Tom**, G, Iowa State, 1979  
 21 **Randle, Tate**, DB, Texas Tech, 1982  
 12 **Ransom, Brian**, QB, Tennessee St., 1983-84

Front Office

Coaching Staff

Players

Rookies

2007 Season

Records

History

Playoff History

Sidelines

# ALL-TIME PLAYER ROSTER

Front Office

Coaching Staff

Players

Rookies

2007 Season

Records

History

Playoff History

Sidelines

- 8 Reaves, John, QB, Florida, 1981
- 89 Reed, Alvin, TE, Prairie View, 1967-72
- 66 Reed, Leo, G, Colorado State, 1961
- 60 Regner, Tom, G, Notre Dame, 1967-72
- 67 Reid, Jim, T/G, Virginia, 1994-95
- 64 Reihner, George, G, Penn State, 1977-80, '82
- 37 Reinfeldt, Mike, S, Wis.-Milwaukee, 1976-83
- 82 Renfro, Mike, WR, TCU, 1978-83
- 51 Reynolds, Robert, LB, Ohio State, 2004-06
- 17 Rhome, Jerry, QB, Tulsa, 1970
- 80 Rice, Andy, DT, Texas Southern, 1967
- 85 Rice, Floyd, LB, Alcorn A&M, 1971-73
- 72 Rice, George, DT, Louisiana State, 1966-70
- 7 Richardson, Bucky, QB, Texas A&M, 1992-94
- 24 Richardson, Mike, RB, SMU, 1969-71
- 30 Rieves, Charles, LB, Houston, 1964
- 53 Riley, Avon, LB, UCLA, 1981-86
- 16 Ritchey, James, QB, Stephen F. Austin, 1996
- 85 Roaches, Carl, KR, Texas A&M, 1980-84
- 80 Roan, Michael, TE, Wisconsin, 1995-99
- 90 Roberson, James, DE, Florida State, 1996-98
- 57/56 Roberts, Guy, LB, Maryland, 1972-75
- 68 Roberts, Tim, DT, So. Mississippi, 1992-94
- 73 Robertson, Bob, T, Illinois, 1968
- 31 Robertson, Marcus, S, Iowa St., 1991-00
- 50/55 Robinson, Eddie, LB, Ala. St., 1992-95, '98-01
- 18 Robinson, Paul, RB, Arizona, 1972-73
- 37 Robinson, Rafael, S, Wisconsin, 1996
- 82 Roby, Courtney, WR, Indiana, 2005-06
- 7 Roby, Reggie, P, Iowa, 1996-97
- 34 Rodgers, Willie, RB, Kentucky St., 72-75
- 61 Rodriguez, Joel, C, Miami, 2005
- 21 Rolle, Samari, CB, Florida State, 1998-04
- 55 Romano, Jim, C, Penn State, 1984-86
- 71 Roos, Michael, OT, Eastern Washington, 2005-07
- 58 Rossovich, Tim, LB, USC, 1976
- 33 Rozier, Mike, RB, Nebraska, 1985-90
- 87 Rucker, Conrad, TE, Southern, 1978-79
- 77 Rudolph, Council, DE, Kentucky St., 1972
- 69 Runyan, Jon, T, Michigan, 1996-99
- 55 Rushing, Marion, LB, So. Illinois, 1968
- 86 Russell, Derek, WR, Arkansas, 1995-97

## S

- 95 Salave'a, Joe, DT, Arizona, 1998-01
- 73 Salem, Harvey, T, Cal-Berkeley, 1983-86
- 91/73 Sampson, Greg, T, Stanford, 1972-78
- 81 Sanders, Chris, WR, Ohio State, 1995-02
- 73 Sanderson, Scott, T, Washington St., 1997-00
- 40 Sandy, Justin, S, Northern Iowa, 2004-05
- 64 Saul, Ron, G, Michigan State, 1970-75
- 95 Savage, Josh, DE, Utah, 2006
- 81 Sawyer, John, TE, So. Mississippi, 1975-76
- 80 Scaife, Bo, TE, Texas, 2005-07
- 57 Scanlon, Rich, LB, Syracuse, 2007
- 81 Schifino, Jake, WR, Akron, 2002-04
- 52 Schmidt, Bob, C, Minnesota, 1961-63
- 95 Schobel, Bo, DE, TCU, 2004-05
- 62 Schuhmacher, John, G, USC, 78-85
- 31 Schulters, Lance, S, Hofstra, 2002-04
- 75 Schultz, Bill, G, USC, 1994
- 78 Scott, DeQuincy, DE/DT, Southern Miss., 2006
- 53 Seale, Eugene, LB, Lamar, 1987-92
- 23/37 Severson, Jeff, S, Cal St.-Long Beach, 1973-74
- 74 Shirkey, George, DT, S.F. Austin, 1960-61
- 37 Sidney, Daimon, CB, Ala.-Birm., 1998-02
- 31 Simerson, John, G, Purdue, 1960
- 96 Simon, Corey, DT, Florida State, 2007
- 45 Simon, John, RB, Louisiana Tech, 2002
- 71 Simonsen, Todd, T, So. Dakota State, 1976
- 59 Sirmon, Peter, LB, Oregon, 2000-06
- 90 Skaugstad, Daryle, DT, Cal-Berkeley, 1981-82
- 10 Slack, Reggie, QB, Auburn, 1990-91

- 89/84 Slaughter, Webster, WR, San Diego St, 1992-94
- 41 Sledge, Leroy, RB, Bakersfield J.C., 1971
- 27 Small, Donovan, S, Minnesota\*, 1987
- 18 Small, O.J., WR, Florida, 2005
- 39 Smiley, Tom, RB, Lamar Tech, 1970
- 54 Smith, Al, LB, Utah State, 1987-96
- 32 Smith, Antowain, RB, Houston, 2004
- 23 Smith, Bob, S, Miami (OH), 1968
- 77 Smith, Bubba, DE, Michigan State, 1975-76
- 32 Smith, Dave, RB, Ripon, 1960-64
- 87 Smith, Dave, WR, Indiana (PA), 1972
- 99 Smith, Doug, DT, Auburn, 1985-92
- 54 Smith, Larry, LB, Kentucky\*, 1987
- 96/98 Smith, Robaire, DT, Michigan St., 2000-03, 2006
- 77 Smith, Sid, C, USC, 1974
- 83 Smith, Tim, WR, Nebraska, 1980-86
- 78/70/85 Smith, Tody, DE, USC, 1973-76
- 72 Sochia, Brian, DT, N.W. Oklahoma, 1983-85
- 29 Sowell, Rich, DB, Alcorn State, 1977
- 92 Spears, Anthony, DE, Portland State, 1989
- 24 Spence, Julian, S, Huston-Tillotson, 1960-61
- 56 Spencer, Cody, LB, North Texas, 2004-05
- 32 Spikes, Jack, RB/K, TCU, 1965
- 12 Stabler, Ken, QB, Alabama, 1980-81
- 56/59 Stallings, Dennis, LB, Illinois, 1997-98
- 90 Starks, Randy, DT, Maryland, 2004-07
- 69 Steinfeld, Al, G/T, C.W. Post, 1983
- 70 Steinkuhler, Dean, G/T, Nebraska, 1984-91
- 27 Stenrick, Greg, CB, Colorado St., 1975-82
- 63 Stensrud, Mike, DT, Iowa State, 1979-85
- 53 Stepnoski, Mark, C, Pittsburgh, 1995-98
- 7 Stewart, David, OT, Mississippi, 2005-07
- 26 Stewart, Rayna, S/CB, N. Arizona, 1996-97
- 70 Stith, Carel, DT, Nebraska, 1967-69
- 69 Stoepel, Terry, T, Tulsa, 1970
- 36 Stone, Donnie, RB, Arkansas, 1966
- 68 Stotter, Rich, LB, Houston, 1968
- 74 Strahan, Arthur, DE, Texas Southern, 1965
- 39/53 Stringer, Art, LB, Ball State, 1977-81
- 4 Strong, Jasper, WR, Illinois, 1995
- 68/75 Stroth, Vince, G, BYU, 1987-88
- 98 Studaway, Mark, DE, Tennessee, 1984
- 68 Studdard, Les, C, Texas, 1983
- 62 Sturm, Jerry, C, Illinois, 1971
- 22 Suci, Bob, S, Michigan State, 1962
- 76 Suggs, Walt, T, Mississippi State, 1962-71
- 7 Sullivan, Kent, P, Cal-Lutheran, 1991, 1993
- 8 Superick, Steve, P, West Virginia\*, 1987
- 40 Sutton, Mickey, S, Auburn, 1966
- 93 Sutton, Mike, DE, LSU, 1998
- 64 Swatland, Dick, G, Notre Dame, 1968

## T

- 61 Talamini, Bob, G, Kentucky, 1960-67
- 80 Tasker, Steve, WR, Northwestern, 1985-86
- 28 Tatum, Jack, DB, Ohio State, 1980
- 42 Taylor, Altie, RB, Utah State, 1976
- 83 Taylor, Chris, WR, Texas A&M, 2001
- 87 Taylor, Lionel, WR, N. Mexico Highlands, 1967-68
- 70 Taylor, Malcolm, DE, Tenn. St., 1982-83, '88
- 71 Teeter, Mike, DE, Michigan, 1993-94
- 82 Thigpen, Yancey, WR, Win.-Sal. St., 1986
- 28 Thomas, Bill, RB, Boston College, 1973
- 36 Thomas, Dee, CB, Nicholls State, 1990
- 82 Thomas, Earl, WR, Houston, 1976
- 94 Thomas, Juqua, DE, Oklahoma St., 2001-04
- 74/77 Thomas, Lee, DE, Jackson State, 1975
- 20 Thomas, Rodney, RB, Texas A&M, 1995-98
- 16 Thomas, Sloan, WR, Texas, 2005
- 70 Thomas, Stan, T, Texas, 1993-95
- 28 Thomaselli, Rich, RB, W. Vir.-Wesleyan, 1981-82
- 28 Thompson, Emmuel, CB, Texas A&I\*, 1987
- 28/37 Thompson, Lamont, S, Washington St., 2003-06

51 **Thompson, Ted**, LB, SMU, 1975-84  
 50 **Thornton, David**, LB, North Carolina, 2006-07  
 44 **Thornton, James**, TE, Cal St.-Fullerton, 1995  
 78 **Thornton, John**, DT, West Virginia, 1999-02  
 18 **Thurman, Andrae**, WR, Southern Oregon, 2005  
 58 **Thweatt, Byron**, LB, Virginia, 2001  
 78 **Tilleman, Mike**, DT, Montana, 1971-72  
 33/32 **Tillman, Spencer**, RB, Oklahoma, 1987-88, 1992-94  
 47 **Tobin, Bill**, RB, Missouri, 1963  
 44 **Tolar, Charles**, RB, N.W. Louisiana, 1960-66  
 42 **Tolbert, Jim**, CB, Lincoln, 1972  
 11 **Tolliver, Billy Joe**, QB, Texas Tech, 1994  
 49 **Toone, Spencer**, LB, Utah, 2006  
 76 **Towns, Morris**, T, Missouri, 1977-83  
 47 **Trammell, Allen**, S, Florida, 1966  
 79 **Trask, Orville**, DT, Rice, 1960-61  
 84/86 **Troupe, Ben**, TE, Florida, 2004-07  
 10 **Trull, Don**, QB, Baylor, 1964-69  
 96 **Tuatagaloa, Natu**, DT/DE, California, 1995  
 20 **Tullis, Willie**, DB, Troy State, 1981-84  
 55 **Tulloch, Stephen**, LB, N.C. State, 2006-07  
 95 **Turner, Dwain**, DT, Rice\*, 1987

## U

56 **Underwood, Olen**, LB, Texas, 1966-70

## V

45 **Valentine, Ira**, RB, Texas A&M, 1987  
 93 **Vanden Bosch, Kyle**, DE, Nebraska, 2005-07  
 73 **Vanoy, Vernon**, DT, Kansas, 1973  
 99 **Veal, Demetris**, DT, Tennessee, 2007  
 71 **Veasey, Craig**, DT/DE, Hou., 1992-93, 1995  
 88 **Verhulst, Chris**, TE, Chico State, 1988-89  
 96 **Vickerson, Kevin**, DT, Michigan State, 2007  
 34 **Viltz, Theo**, CB, USC, 1966  
 50 **Vogel, Paul**, LB, South Carolina\*, 1987  
 31 **Voight, Mike**, RB, No. Carolina, 1977  
 7/12 **Volek, Billy**, QB, Fresno State, 2000-06

## W

36 **Waddell, Michael**, CB, North Carolina, 2004-06  
 19 **Wade, Bobby**, WR, Arizona, 2005-06  
 53 **Waincott, Lloyd**, LB, Texas, 1969-70  
 25 **Walker, Denard**, CB, LSU, 1997-00  
 96 **Walker, Gary**, DT, Auburn, 1995-98  
 29 **Walker, Joe**, S, Nebraska, 2001  
 77 **Walker, Rod**, DT, Troy St., 2000  
 15 **Walker, Wayne**, K, N.W. Louisiana, 1968  
 89 **Wallace, Cooper**, TE, Auburn, 2006  
 35 **Wallace, Ray**, FB, Purdue, 1986-87  
**Wallner, Fred**, G, Notre Dame, 1960  
 82/86 **Walls, Herkie**, WR, Texas, 1983-84  
 32 **Walsh, Ward**, RB, Colorado, 1971-72  
 83 **Walters, Joey**, WR, Clemson, 1987  
 93/77 **Walton, Sam**, T, East Texas State, 1971  
 64 **Wand, Seth**, T, NW Missouri St., 2006  
 53/59 **Washington, Ted**, LB, Miss. Valley, 1973-82  
 23 **Washington, Vic**, RB, Wyoming, 1974  
 57 **Watson, Ed**, LB, Grambling, 1969  
 90 **Webster, George**, LB, Michigan St., 1967-72  
 86 **Wegener, Bucky**, DT, Missouri, 1962-63  
 28/86 **Weger, Mike**, S, Bowling Green, 1976-77  
 20 **Weir, Sammy**, WR, Arkansas State, 1965  
 88 **Wellman, Gary**, WR, USC, 1991-94  
 56 **Wells, Ray**, LB, Arizona, 2003  
 70 **Wells, Robert**, T, J.C. Smith, 1972  
 41 **Wells, Terence**, RB, So. Mississippi, 1974  
 63 **Wharton, Hogan**, G, Houston, 1960-63  
 33 **White, Bob**, RB, Ohio State, 1960  
 79 **White, Jim**, DE, Colorado State, 1974-75  
 86 **White, John**, TE, Texas Southern, 1960-61  
 25 **White, LenDale**, RB, USC, 2006-07  
 44 **White, Lorenzo**, RB, Michigan State, 1988-94

79 **White, Marcus**, DT, Murray State, 2005  
 29 **White, Robert**, CB, Lamar\*, 1987  
 79 **Whitley, Wilson**, DT, Houston, 1983  
 63 **Whittington, C.L.**, FS, Prairie View, 1974-78  
 38 **Wilkerson, Doug**, G, N.C. Central, 1970  
 42 **Williams, Armon**, S/LB, Arizona, 1997  
 73 **Williams, David**, T, Florida, 1989-95  
 69 **Williams, Doug**, I/G, Texas A&M, 1986-88  
 87 **Williams, Jamie**, TE, Nebraska, 1984-88  
 97 **Williams, Lee**, DE, Bethune-Cook., 1991-93  
 78 **Williams, Maxie**, G, S.E. Louisiana, 1965  
 18 **Williams, Mike**, WR, USC, 2007  
 86 **Williams, Oliver**, WR, Illinois\*, 1987  
 11 **Williams, Paul**, WR, Fresno State, 2007  
 68 **Williams, Ralph**, G, Southern, 1982  
 35 **Williams, Richard**, RB, Memphis State, 1984  
 86 **Williams, Roydell**, WR, Tulane, 2005-07  
 49 **Williams, Sam**, CB, New Mexico Highlands, 1976  
 25 **Williams, Tank**, S, Stanford, 2002-05  
 78 **Williams, Todd**, G/T, Florida State, 2003-05  
 10 **Williamson, Lee**, QB, Presbyterian (SC), 1994  
 44 **Willis, Fred**, RB, Boston College, 1972-77  
 33 **Wilson, J.C.**, DB, Pittsburgh, 1978-83  
 82 **Wilson, Sheddric**, WR, LSU, 1996  
 45 **Wilson, Tim**, RB/TE, Maryland, 1977-82  
 22 **Wisener, Gary**, CB, Baylor, 1961  
 88 **Witcher, Albert**, S, Baylor, 1960  
 12 **Witkowski, John**, QB, Columbia, 1986-87  
 67 **Wittenborn, John**, G, S.E. Missouri, 1964-68  
 80 **Woods, Glenn**, DT, Prairie View, 1969  
 49 **Woods, LeVar**, LB, Iowa, 2006-07  
 42 **Woods, Robert**, WR, Grambling, 1978  
 26 **Woolfolk, Andre**, CB, Oklahoma, 2003-06  
 40 **Woolfolk, Butch**, RB, Michigan, 1985/86  
 52 **Wortham, Barron**, LB, UTER, 1994-99  
 17 **Wright, Elmo**, WR, Houson, 1975  
 37 **Wright, Thomas**, S, Michigan State, 2003  
 41/89 **Wycheck, Frank**, TE, Maryland, 1995-03

## Y

84 **Yamini, Bashir**, WR, Iowa, 2000  
 66 **Yarno, George**, C/G, Washington St., 1989  
 80 **Yeats, James**, TE, Florida, 1960  
 68 **Young, Almon**, G, Bethune-Cook.\*, 1987  
 56 **Young, Bob**, G, Howad Payne, 1971-80  
 77 **Young, James**, DE, Tex. Southern, 1977-79  
 99 **Young, Robert**, DE, Mississippi St., 1996  
 10 **Young, Vince**, QB, Texas, 2006-07

## Z

87 **Zaeske, Paul**, WR, North Park, 1969-70  
 7 **Zendejas, Tony**, K, Nevada-Reno, 1985-90

\* played in replacement games only

Front Office

Coaching Staff

Players

Rookies

2007 Season

Records

History

Playoff History

Sidelines



# ALL-TIME PRACTICE SQUAD

(Bold denotes promoted to active roster)

Front Office

Coaching Staff

Players

Rookies

2007 Season

Records

History

Playoff History

Sidelines

**1989**  
**Bell, Billy** CB  
**Brantley, John** LB  
 Hartlieb, Chuck QB  
**Norgard, Erik** C  
**Orlando, Bo** S  
 Rogers, Tracy LB  
**Spears, Anthony** DE

**1990**  
 Banes, Joey T  
**Coleman, Pat** WR  
 Friberg, Keith LB/DE  
 Hough, Scott T  
 Lloyd, Doug RB  
 Muecke, Tom QB  
**Slack, Reggie** QB  
 Snyder, Brent QB

**1991**  
**Anderson, Herbie** CB  
**Johnson, Ezra** DE  
 Rocker, David DT  
**Slack, Reggie** QB  
 Thomas, Scott T  
**Wellman, Gary** WR

**1992**  
**Bailey, Mario** WR  
**Brown, Reggie** WR  
 Campbell, Joe RB  
 Davis, Anthony LB  
 Gisler, Mike G  
 Gray, Terry G  
 Green, Anthony WR  
**Mays, Damon** WR  
 Pharms, Charles S

**1993**  
**Aldridge, Melvin** S  
 Benton, Gerald WR  
**Martin, Emanuel** CB  
**Maston, Le'Shai** RB  
 Neal, Jeff G/T  
 Truitt, Leroy T  
 Williams, James DB  
**Williamson, Lee** QB

**1994**  
**Bailey, Mario** WR  
**Barnes, Tomur** CB  
**Hall, Lemanski** LB  
 Jennings, Willie DT  
**Williamson, Lee** QB

**1995**  
 Brown, Charlie RB  
**Evans, Josh** DT  
 Harden, Linc LB  
**Logan, James** LB  
**Lundy, Dennis** RB  
 Richardson, C.J. S  
**Strong, Jasper** WR

**1996**  
**Cole, Lee** CB  
 Florine, Ron T  
**Jones, Lenoy** LB  
**Roberson, James** DE  
 Running, Mitch WR  
 Sanders, Chris TE

**1997**  
 Adams, Louis LB

**George, Spencer** RB  
**McCullough, George** CB  
 Mustafa, Isaiah WR  
 Scharf, Tim LB  
 Washington, T.J. T

**1998**  
 Bradley, Josh TE  
**George, Spencer** RB  
 Gilbert, Lonnie G  
 Jackson, Brad LB  
 McElmurry, Blaine S  
 Priestner, Raymond RB  
 Sprotte, Jimmy LB  
**Sutton, Mike** DE  
 Ward, Chris DE

**1999**  
**Brown, Larry** TE  
 Bryant, Aaron TE  
**Embray, Keith** DE  
 Gould, Garrett FB  
 Jones, Chris LB  
**Page, Craig** C  
 Rafferty, Ian G  
 Roberts, Cleve T  
**Walker, Rod** DT  
 Ware, Brad S

**2000**  
**Coleman, Chris** WR  
 Dearth, James TE  
 Gavadza, Jason TE  
**Jackson, Chris** WR  
 Koch, Aaron G  
**Leach, Mike** TE  
 McCullough, Andy WR  
**Page, Craig** C  
 Rafferty, Ian G  
**Walker, Rod** DT  
**Yamini, Bashir** WR

**2001**  
**Alexander, Dan** RB  
 Arp, Donovan DT  
 Chambers, Derrick DT  
 Combs, Derek RB  
 Costa, Dave G  
**Kocurek, Kris** DT  
**Natkin, Brian** TE  
 Patu, Saul DT  
 Taylor, Chris WR  
 Thomas, Tarlos T  
 Thweatt, Byron LB  
 White, Reggie RB

**2002**  
**Aldridge, Kevin** DE  
**Atkins, James** DT  
 Branch, Bruce CB  
 Fletcher, Bryan TE  
 Ford, Willie DB  
**Hayes, Chad** TE  
 Hebert, Jason S  
**Kassell, Brad** LB  
 Malano, Mike C  
**Martin, Matt** T  
 Newson, Kendall WR  
 O'Leary, Dan TE  
 White, Greg DE  
 Whiting, Teag G

**2003**  
 Blakley, Dwayne TE  
 Drumm, Brandon FB  
**Dunn, Anthony** DT  
 Franklin, Brad CB

Freeman, Rober' CB  
 Fryzel, Jimmy WR  
 Harden, Cedric DT  
**Jackson, Ray** RB  
**Kramer, Jordan** LB  
 Lewis, Jermaine WR  
 Lowe, Omare DB  
**Portis, Marico** G  
 Powell, Jamal CB  
 Reid, Gabe TE  
 Smith, Steve CB  
 Walker, Marquise WR

**2004**  
 Cramer, Casey TE  
 Danielsen, Lane WR  
 Devoe, Todd WR  
 Herring, Isaac T  
 Johnson, Shawn DE  
 Kramer, Jordan LB  
 LeJeune, Norman S  
 McCoy, Derek WR  
**Payton, Jarrett** RB  
**Portis, Marico** G  
**Sandy, Justin** S  
**Spencer, Cody** LB  
 Swaggert, Brent T

**2005**  
 Anderson, Jason WR  
 Bergeron, David LB  
 Douglas, Robert FB  
 Harris, Antoine DB  
 Leverette, Otis DE  
**Mauck, Matt** QB  
 Newberry, Jared LB  
**Payton, Jarrett** RB  
**Randall, Marcus** S  
 Rodriguez, Joel C  
**Sandy, Justin** S  
**Small, O.J.** WR  
**Thomas, Sloan** WR  
**Thurman, Andrea** WR  
**White, Marcus** DT

**2006**  
**Conover, Sean** DE  
**Ganther, Quinton** RB  
**Geisinger, Justin** G  
 Harris, Antoine CB  
 Matua, Fred G  
 Mauck, Matt QB  
**Nande, Terna** LB  
 Petrowski, Jamie TE  
 Ross, Richie WR  
 Snell, Isaac G  
**Toone, Spencer** LB  
**Wallace, Cooper** TE

**2007**  
**Allred, Colin** LB  
 Birdine, Larry DE  
**Cain, Jeremy** LB/FB  
 Campbell, Kurt LB  
 Cole, Marquise CB  
**Ealy, Biren** WR  
**Ganther, Quinton** RB  
 Martin, Ingle QB  
 Matua, Fred G  
 Murphy, Jason C  
**Otto, Mike** T  
 Pakulak, Glenn P  
**Petrowski, Jamie** TE  
 Snell, Isaac G  
**Vickerson, Kevin** DT  
 Wallace, Cooper TE  
 Winkler, Ulrich DE

# ALL-TIME NFL EUROPA PLAYERS

1998 - 2007

(Bold denotes played on Titans active roster)

<b>1998</b>			
<b>McCullough, George</b>	Pos.	Team	
Mustafa, Isaiah	CB	Barcelona	
<b>Ritchey, James</b>	WR	Barcelona	
<b>Williams, Armon</b>	QB	Barcelona	
	S	Barcelona	

<b>1999</b>			
Byrd, Israel	CB	Berlin	
<b>Sutton, Mike</b>	DE	Rhein	

<b>2000</b>			
<b>Daft, Kevin</b>	QB	Scotland	
<b>Glover, Phil</b>	LB	Scotland	
Ware, Brad	S	Barcelona	

<b>2001</b>			
Brown, Demario	RB	Rhein	
<b>Coleman, Chris</b>	WR	Amsterdam	
Davis, Wade	CB	Berlin	
<b>Green, Mike</b>	RB	Barcelona	

<b>2002</b>			
Carson, Elliott	TE	Scotland	
Cooper, Rafael	RB	Amsterdam	
<b>Daft, Kevin</b>	QB	Amsterdam	
Rafferty, Ian	G	Amsterdam	
Raynock, Chase	T	Amsterdam	
Snelling, Robbie	TE	Barcelona	
Thomas, Mark	TE	Rhein	
Witczak, Jason	K	Rhein	

<b>2003</b>			
<b>Aldridge, Kevin</b>	DE	Barcelona	
Hayes, Chad	TE	Berlin	

<b>2004</b>			
Blakley, Dwayne	TE	Rhein	
Branch, Mario	T	Amsterdam	
Jackson, Ray	RB	Berlin	
Smith, Steve	CB	Cologne	
Washburn, Brady	T	Amsterdam	
Wright, Thomas	S	Scotland	

<b>2005</b>			
Herrell, Ben	T	Amsterdam	
LeJeune, Norman	S	Amsterdam	
Massey, Sam	CB	Berlin	
<b>Payton, Jarrett</b>	RB	Amsterdam	
Smith, Joe	RB	Rhein	
Strong, Derrick	DE	Rhein	
Swaggert, Brent	T	Cologne	

<b>2006</b>			
Anderson, Jason	WR	Frankfurt	
Erickson, Mike	G	Berlin	
Newberry, Jared	LB	Frankfurt	
Rodriguez, Joel	C	Berlin	
<b>Sandy, Justin</b>	S	Frankfurt	
<b>Small, O.J.</b>	WR	Amsterdam	

<b>2007</b>			
Adibi, Nathaniel	DE	Hamburg	
Douglas, Cody	G	Cologne	
Pakulak, Glenn	P	Amsterdam	
<b>Petrowski, Jamie</b>	TE	Frankfurt	
Ross, Richie	WR	Amsterdam	

Front Office

Coaching Staff

Players

Rookies

## ALL-TIME STARTING QB'S

2007 (10-6)

Date	W-L	Opp.	Starter
Sept. 9	W	at Jax	Young
Sept. 16	L	Indy	Young
Sept. 24	W	at N.O.	Young
Oct. 7	W	Atlanta	Young
Oct. 14	L	at T.B.	Young
Oct. 21	W	at Hou.	Collins
Oct. 28	W	Oak.	Young
Nov. 4	W	Car.	Young
Nov. 11	L	Jax	Young
Nov. 19	L	at Den.	Young
Nov. 25	L	at Cin.	Young
Dec. 2	W	Hou.	Young
Dec. 9	L	S.D.	Young
Dec. 16	W	at K.C.	Young
Dec. 23	W	N.Y. Jets	Young
Dec. 30	W	at Indy	Young
<i>Wild Card</i>			
Jan. 6	L	at S.D.	Young

Young (9-6, 0-1), Collins (1-0)

2006 (8-8)

Date	W-L	Opp.	Starter
Sept. 10	L	N.Y. Jets	Collins
Sept. 17	L	at S.D.	Collins
Sept. 24	L	at Mia.	Collins
Oct. 1	L	Dal.	Young
Oct. 8	L	at Indy	Young
Oct. 15	W	at Wash.	Young
Oct. 29	W	Hou.	Young
Nov. 5	L	at Jax	Young
Nov. 12	L	Balt.	Young
Nov. 19	W	at Phil.	Young
Nov. 26	W	N.Y. Giants	Young
Dec. 3	W	Indy	Young
Dec. 10	W	at Hou.	Young
Dec. 17	W	Jax	Young
Dec. 24	W	at Buff.	Young
Dec. 31	L	N.E.	Young

Young (8-5), Collins (0-3)

2005 (4-12)

Date	W-L	Opp.	Starter
Sept. 11	L	at Pitts.	McNair
Sept. 18	W	Balt.	McNair
Sept. 25	L	at St. L.	McNair
Oct. 2	L	Indy	McNair
Oct. 9	W	at Hou.	McNair
Oct. 16	L	Cin.	McNair
Oct. 23	L	at Ariz.	Volek
Oct. 30	L	Oak.	McNair
Nov. 6	L	at Clev.	McNair
Nov. 20	L	Jax	McNair
Nov. 27	W	S.F.	McNair
Dec. 4	L	at Indy	McNair
Dec. 11	W	Hou.	McNair
Dec. 18	L	Sea.	McNair
Dec. 24	L	at Mia.	McNair
Jan. 1	L	at Jax	Mauck

McNair (4-10), Volek (0-1), Mauck (0-1)

2004 (5-11)

Date	W-L	Oppon.	Starter
Sept. 11	W	at Mia.	McNair
Sept. 19	L	Indy	McNair
Sept. 26	L	Jax	McNair
Oct. 3	L	at S.D.	Volek
Oct. 11	W	at G.B.	McNair
Oct. 17	L	Hou.	McNair
Oct. 24	L	at Minn.	McNair
Oct. 31	W	Cin.	Volek
Nov. 14	L	Chi.	Volek
Nov. 21	W	at Jax	McNair
Nov. 28	L	at Hou.	McNair
Dec. 5	L	at Indy	Volek
Dec. 13	L	K.C.	Volek
Dec. 19	L	at Oak.	Volek
Dec. 25	L	Den.	Volek
Jan. 2	W	Det.	Volek

Volek (2-6), McNair (3-5)

2007 Season

Records

History

Playoff History

Stidelines

# ALL-TIME STARTING QB'S

Front Office

Coaching Staff

Players

Rookies

2007 Season

Records

History

Playoff History

Sidelines

## 2003 (12-4)

Date	W-L	Oppon.	Starter
Sept. 7	W	Oak.	McNair
Sept. 14	L	at Indy	McNair
Sept. 21	W	N.O.	McNair
Sept. 28	W	at Pitts.	McNair
Oct. 5	L	at N.E.	McNair
Oct. 12	W	Hou.	McNair
Oct. 19	W	at Car.	McNair
Oct. 26	W	at Jax.	McNair
Nov. 9	W	Mia.	McNair
Nov. 16	W	Jax.	McNair
Nov. 23	W	at Atl.	McNair
Dec. 1	L	at N.Y.J	McNair
Dec. 7	L	at Indy	McNair
Dec. 14	W	Buff.	Volek
Dec. 21	W	at Hou.	McNair
Dec. 28	W	T.B.	O'Donnell

### Wild Card

Jan. 3	W (P)	at Balt.	McNair
--------	-------	----------	--------

### Divisional

Jan. 10	L (P)	at N.E.	McNair
---------	-------	---------	--------

McNair (10-4, 1-1), Volek (1-0), O'Donnell (1-0)

## 2002 (11-5)

Date	W-L	Oppon.	Starter
Sept. 8	W	Phil.	McNair
Sept. 15	L	at Dall.	McNair
Sept. 22	L	Clev.	McNair
Sept. 28	L	at Oak.	McNair
Oct. 6	L	Wash.	McNair
Oct. 13	W	Jax.	McNair
Oct. 27	W	at Cin.	McNair
Nov. 3	W	at Indy	McNair
Nov. 10	W	Hou.	McNair
Nov. 17	W	Pitts.	McNair
Nov. 24	L	at Balt.	McNair
Dec. 1	W	at N.Y.G	McNair
Dec. 8	W	Indy	McNair
Dec. 16	W	N.E.	McNair
Dec. 22	W	at Jax.	McNair
Dec. 29	W	at Hou.	McNair

### Divisional

Jan. 11	W (P)	Pitts.	McNair
---------	-------	--------	--------

### AFC Championship

Jan. 19	L (P)	at Oak.	McNair
---------	-------	---------	--------

McNair (11-5, 1-1)

## 2001 (7-9)

Date	W-L	Oppon.	Starter
Sept. 9	L	Mia.	McNair
Sept. 23	L	at Jax.	O'Donnell
Oct. 7	L	at Balt.	McNair
Oct. 14	W	T.B.	McNair
Oct. 21	W	at Det.	McNair
Oct. 29	L	at Pitts.	McNair
Nov. 4	W	Jax.	McNair
Nov. 12	L	Balt.	McNair
Nov. 18	W	at Cin.	McNair
Nov. 25	L	Pitts.	McNair
Dec. 2	W	at Clev.	McNair
Dec. 9	L	at Minn.	McNair
Dec. 16	W	G.B.	McNair
Dec. 22	W	at Oak.	McNair
Dec. 30	L	Clev.	McNair
Jan. 6	L	Cin.	McNair

McNair (7-8), O'Donnell (0-1)

## 2000 (13-3)

Date	W-L	Oppon.	Starter
Sept. 3	L	at Buff.	McNair
Sept. 10	W	K.C.	McNair
Sept. 24	W	at Pitts.	O'Donnell
Oct. 1	W	N.Y. G	McNair
Oct. 8	W	at Cin.	McNair
Oct. 16	W	Jax.	McNair
Oct. 22	W	at Balt.	McNair
Oct. 30	W	at Wash.	McNair

Nov. 5	W	Pitts.	McNair
Nov. 12	L	Balt.	McNair
Nov. 19	W	Clev.	McNair
Nov. 26	L	at Jax.	McNair
Dec. 3	W	at Phil.	McNair
Dec. 10	W	Cin.	McNair
Dec. 17	W	at Clev.	McNair
Dec. 25	W	Dall.	McNair

### Divisional

Jan. 7	L (P)	Balt.	McNair
--------	-------	-------	--------

McNair (12-3, 0-1), O'Donnell (1-0)

## 1999 (13-3)

Date	W-L	Oppon.	Starter
Sept. 12	W	Cin.	McNair
Sept. 19	W	Clev.	O'Donnell
Sept. 26	W	at Jax.	O'Donnell
Oct. 3	L	at S.F.	O'Donnell
Oct. 10	W	Balt.	O'Donnell
Oct. 17	W	at N.O.	O'Donnell
Oct. 31	W	St.L.	McNair
Nov. 7	L	at Mia.	McNair
Nov. 14	W	at Cin.	McNair
Nov. 21	W	Pitts.	McNair
Nov. 28	W	at Clev.	McNair
Dec. 5	L	at Balt.	McNair
Dec. 9	W	Oak.	McNair
Dec. 19	W	Atl.	McNair
Dec. 26	W	Jax.	McNair
Jan. 2	W	at Pitts.	McNair

### Wild Card

Jan. 8	W (P)	Buff.	McNair
--------	-------	-------	--------

### Divisional

Jan. 16	W (P)	at Indy	McNair
---------	-------	---------	--------

### AFC Championship

Jan. 23	W (P)	at Jax.	McNair
---------	-------	---------	--------

### Super Bowl XXXIV

Jan. 30	L (P)	St.L.	McNair
---------	-------	-------	--------

McNair (9-2, 3-1), O'Donnell (4-1)

## 1998 (8-8)

Date	W-L	Oppon.	Starter
Sept. 6	W	at Cin.	McNair
Sept. 13	L	S.D.	McNair
Sept. 20	L	at N.E.	McNair
Sept. 27	L	Jax	McNair
Oct. 11	W	at Balt.	McNair
Oct. 18	W	Cin.	McNair
Oct. 25	L	Chi.	McNair
Nov. 1	W	at Pitts.	McNair
Nov. 8	W	at T.B.	McNair
Nov. 15	W	Pitts.	McNair
Nov. 22	L	N.Y.J	McNair
Nov. 29	L	at Sea.	McNair
Dec. 6	W	Balt.	McNair
Dec. 13	W	at Jax.	McNair
Dec. 20	L	at G.B.	McNair
Dec. 26	L	Minn.	McNair

McNair (8-8)

## 1997 (8-8)

Date	W-L	Oppon.	Starter
Aug. 31	W	Oak.	McNair
Sept. 7	L	at Mia.	McNair
Sept. 21	L	Balt.	McNair
Sept. 28	L	at Pitts.	McNair
Oct. 5	L	at Sea.	McNair
Oct. 12	W	Cin.	McNair
Oct. 19	W	Wash.	McNair
Oct. 26	W	at Ariz.	McNair
Nov. 2	L	Jax.	McNair
Nov. 9	W	N.Y.G	McNair
Nov. 16	L	at Jax.	McNair
Nov. 23	W	Buff.	McNair
Nov. 27	W	at Dall.	McNair
Dec. 4	L	at Cin.	McNair
Dec. 14	L	at Bal.	McNair
Dec. 21	W	Pitts.	McNair

McNair (8-8)

**1996 (8-8)**

Date	W-L	Oppon.	Starter
Sept. 1	L	K.C.	Chandler
Sept. 8	W	at Jax.	Chandler
Sept. 15	W	Balt.	Chandler
Sept. 29	L	at Pitts.	Chandler
Oct. 6	W	at Cin.	Chandler
Oct. 13	W	at Atl.	Chandler
Oct. 20	W	Pitts.	Chandler
Oct. 27	L	S.F.	Chandler
Nov. 3	L	at Sea.	McNair
Nov. 10	W	at N.O.	Chandler
Nov. 17	L	Mia.	Chandler
Nov. 24	L	Car.	Chandler
Dec. 1	W	N.Y.J	McNair
Dec. 8	L	Jax.	McNair
Dec. 15	L	Cin.	Chandler
Dec. 22	W	at Balt.	McNair

**Chandler (6-6), McNair (2-2)**
**1995 (7-9)**

Date	W-L	Oppon.	Starter
Sept. 3	W	at Jax	Chandler
Sept. 10	L	Pitts.	Chandler
Sept. 17	L	Clev.	Furrer
Sept. 24	W	at Cin.	Chandler
Oct. 1	L	Jax.	Chandler
Oct. 8	L	at Minn.	Chandler
Oct. 22	L	at Chi.	Chandler
Oct. 29	W	T.B.	Chandler
Nov. 5	W	at Clev.	Chandler
Nov. 12	L	Cin.	Chandler
Nov. 19	L	at K.C.	Chandler
Nov. 26	W	Den.	Chandler
Dec. 3	L	at Pitts.	Chandler
Dec. 10	L	Det.	Chandler
Dec. 17	W	N.Y.J	McNair
Dec. 24	W	Buff.	McNair

**Chandler (5-8), McNair (2-0), Furrer (0-1)**
**1994 (2-14)**

Date	W-L	Oppon.	Starter
Sept. 4	L	at Indy	Carlson
Sept. 11	L	at Dall.	Richardson
Sept. 18	L	Buff.	Richardson
Sept. 25	W	Cin.	Carlson
Oct. 3	L	at Pitts.	Carlson
Oct. 13	L	Clev.	Richardson
Oct. 24	L	at Phil.	Carlson
Oct. 30	L	at LAR	Tolliver
Nov. 6	L	Pitts.	Carlson
Nov. 13	L	at Cin.	Tolliver
Nov. 21	L	N.Y.G	Tolliver
Nov. 27	L	at Clev.	Tolliver
Dec. 4	L	Ari.	Tolliver
Dec. 11	L	Sea.	Tolliver
Dec. 18	L	at K.C.	Tolliver
Dec. 24	W	N.Y.J	Richardson

**Tolliver (0-7), Carlson (1-4), Richardson (1-3)**
**1993 (12-4)**

Date	W-L	Oppon.	Starter
Sept. 5	L	at N.O.	Moon
Sept. 12	W	K.C.	Moon
Sept. 19	L	at S.D.	Moon
Sept. 26	L	L.A.Rams	Moon
Oct. 11	L	at Buff.	Moon
Oct. 17	W	at N.E.	Carlson
Oct. 24	W	Cin.	Moon
Nov. 7	W	Sea.	Moon
Nov. 14	W	at Cin.	Moon
Nov. 21	W	at Clev.	Moon
Nov. 28	W	Pitts.	Moon
Dec. 5	W	Atl.	Moon
Dec. 12	W	Clev.	Moon
Dec. 19	W	at Pitts.	Moon
Dec. 25	W	at S.F.	Moon
Jan. 2	W	N.Y.J	Carlson

**Divisional**

Jan. 16 L (P) K.C. Moon

**Moon (10-4, 0-1), Carlson (2-0)**
**1992 (10-6)**

Date	W-L	Oppon.	Starter
Sept. 6	L	Pitts.	Moon
Sept. 13	W	at Indy	Moon
Sept. 20	W	K.C.	Moon
Sept. 27	W	S.D.	Moon
Oct. 11	W	at Cin.	Moon
Oct. 18	L	at Den.	Moon
Oct. 25	W	Cin.	Moon
Nov. 1	L	at Pitts.	Moon
Nov. 8	L	Clev.	Moon
Nov. 15	W	at Minn.	Moon
Nov. 22	L	at Mia.	Carlson
Nov. 26	W	at Det.	Carlson
Dec. 7	W	Chi.	Carlson
Dec. 13	L	G.B.	Carlson
Dec. 20	W	at Clev.	Carlson
Dec. 27	W	Buff.	Carlson

**Wild Card**

Jan. 3 L (P) at Buff. Moon

**Moon (6-4, 0-1), Carlson (4-2)**
**1991 (11-5)**

Date	W-L	Oppon.	Starter
Sept. 1	W	L.A.Raid.	Moon
Sept. 8	W	at Cin.	Moon
Sept. 16	W	K.C.	Moon
Sept. 22	L	at N.E.	Moon
Oct. 6	W	Den.	Moon
Oct. 13	W	at N.Y.J	Moon
Oct. 20	W	at Mia.	Moon
Oct. 27	W	Cin.	Moon
Nov. 3	L	at Wash.	Moon
Nov. 10	W	Dall.	Moon
Nov. 17	W	Clev.	Moon
Nov. 24	L	at Pitts.	Moon
Dec. 2	L	Phil.	Moon
Dec. 8	W	Pitts.	Moon
Dec. 15	W	at Clev.	Moon
Dec. 21	L	at N.Y.G	Moon

**Wild Card**

Dec. 29 W (P) N.Y.J Moon

**Divisional**

Jan. 4 L (P) at Den. Moon

**Moon (11-5, 1-1)**
**1990 (9-7)**

Date	W-L	Oppon.	Starter
Sept. 9	L	at Atl.	Moon
Sept. 16	L	at Pitts.	Moon
Sept. 23	W	Indy	Moon
Sept. 30	W	at S.D.	Moon
Oct. 7	L	S.F.	Moon
Oct. 14	W	Cin.	Moon
Oct. 21	W	N.O.	Moon
Oct. 28	L	N.Y.J	Moon
Nov. 4	L	at LA Rams	Moon
Nov. 18	W	at Clev.	Moon
Nov. 25	W	Buff.	Moon
Dec. 2	L	at Sea.	Moon
Dec. 9	W	Clev.	Moon
Dec. 16	W	at K.C.	Moon
Dec. 23	L	at Cin.	Moon
Dec. 30	W	Pitts.	Carlson

**Wild Card**

Jan. 6 L (P) at Cin. Carlson

**Moon (8-7), Carlson (1-0, 0-1)**
**1989 (9-7)**

Date	W-L	Oppon.	Starter
Sept. 10	L	at Minn.	Moon
Sept. 17	W	at S.D.	Moon
Sept. 24	L	Buff.	Moon
Oct. 1	W	Mia.	Moon
Oct. 8	L	at N.E.	Moon
Oct. 15	W	at Chi.	Moon
Oct. 22	W	Pitts.	Moon
Oct. 29	L	at Clev.	Moon
Nov. 5	W	Det.	Moon
Nov. 13	W	Cin.	Moon

# ALL-TIME STARTING QB'S

Front Office

Nov. 19	W	L.A. Raid.	Moon
Nov. 26	L	at K.C.	Moon
Dec. 3	W	at Pitts.	Moon
Dec. 10	W	T.B.	Moon
Dec. 17	L	at Cin.	Moon
Dec. 23	L	Clev.	Moon
<b>Wild Card</b>			
Dec. 31	L (P)	Pitts.	Moon
<b>Moon (9-7, 0-1)</b>			

Coaching Staff

<b>1988 (10-6)</b>			
<b>Date</b>	<b>W-L</b>	<b>Oppon.</b>	<b>Starter</b>
Sept. 4	W	at Indy	Moon
Sept. 11	W	L.A. Raid.	Carlson
Sept. 18	L	at N.Y.J	Carlson
Sept. 25	W	N.E.	Carlson
Oct. 2	L	at Phil.	Carlson
Oct. 9	W	K.C.	Carlson
Oct. 16	W	at Pitts.	Moon
Oct. 23	L	at Cin.	Moon
Oct. 30	W	Wash.	Moon
Nov. 7	W	Clev.	Moon
Nov. 13	L	at Sea.	Moon
Nov. 20	W	Phx.	Moon
Nov. 24	W	at Dall.	Moon
Dec. 4	L	Pitts.	Moon
Dec. 11	W	Cin.	Moon
Dec. 18	L	at Clev.	Moon

Players

<b>Wild Card</b>			
Dec. 24	W (P)	at Clev.	Moon
<b>Divisional</b>			
Jan. 1	L (P)	at Buff.	Moon
<b>Moon (7-4, 1-1), Carlson (3-2)</b>			

Rookies

<b>1987 (9-6)</b>			
<b>Date</b>	<b>W-L</b>	<b>Oppon.</b>	<b>Starter</b>
Sept. 13	W	L.A.Rams	Moon
Sept. 20	L	at Buff.	Moon
Oct. 4	W	at Den.	Pease
Oct. 11	W	at Clev.	Pease
Oct. 18	L	N.E.	Pease
Oct. 25	W	Atl.	Moon
Nov. 1	W	at Cin.	Moon
Nov. 8	L	at S.F.	Moon
Nov. 15	W	at Pitts.	Moon
Nov. 22	L	Clev.	Moon
Nov. 29	L	at Indy	Moon
Dec. 6	W	S.D.	Moon
Dec. 13	L	at N.O.	Moon
Dec. 20	W	Pitts.	Moon
Dec. 27	W	Cin.	Moon
<b>Wild Card</b>			
Jan. 3	W (P)	Sea.	Moon
<b>Divisional</b>			
Jan. 10	L (P)	at Den.	Moon
<b>Moon (7-5, 1-1), Pease (2-1)</b>			

2007 Season

Records

History

<b>1986 (5-11)</b>			
<b>Date</b>	<b>W-L</b>	<b>Oppon.</b>	<b>Starter</b>
Sept. 7	W	at G.B.	Moon
Sept. 14	L	Clev.	Moon
Sept. 21	L	at K.C.	Moon
Sept. 28	L	Pitts.	Moon
Oct. 5	L	at Det.	Moon
Oct. 12	L	Chi.	Moon
Oct. 19	L	at Cin.	Moon
Oct. 26	L	L.A.Raid.	Moon
Nov. 2	L	at Mia.	Moon
Nov. 9	W	Cin.	Moon
Nov. 16	L	at Pitts.	Moon
Nov. 23	W	Indy	Moon
Nov. 30	L	at Clev.	Moon
Dec. 7	L	at S.D.	Luck
Dec. 14	W	Minn.	Moon
Dec. 21	W	Buff.	Moon
<b>Moon (5-10), Luck (0-1)</b>			

Playoff History

Sidelines

<b>1985 (5-11)</b>			
<b>Date</b>	<b>W-L</b>	<b>Oppon.</b>	<b>Starter</b>
Sept. 8	W	Mia.	Moon
Sept. 15	L	at Wash.	Moon
Sept. 22	L	at Pitts.	Moon
Sept. 29	L	Dall.	Moon
Oct. 6	L	at Den.	Moon
Oct. 13	L	Clev.	Moon
Oct. 20	W	Cin.	Moon
Oct. 27	W	at St.L.	Moon
Nov. 3	W	K.C.	Moon
Nov. 10	L	at Buff.	Moon
Nov. 17	L	Pitts.	Moon
Nov. 24	W	S.D.	Luck
Dec. 1	L	at Cin.	Luck
Dec. 8	L	N.Y.G	Moon
Dec. 15	L	at Clev.	Moon
Dec. 22	L	at Indy	Moon

**Moon (4-10), Luck (1-1)**

<b>1984 (3-13)</b>			
<b>Date</b>	<b>W-L</b>	<b>Oppon.</b>	<b>Starter</b>
Sept. 2	L	L.A.Raid.	Moon
Sept. 9	L	Indy	Moon
Sept. 16	L	at S.D.	Moon
Sept. 23	L	at Atl.	Moon
Sept. 30	L	N.O.	Moon
Oct. 7	L	at Cin.	Moon
Oct. 14	L	at Mia.	Moon
Oct. 21	L	S.F.	Moon
Oct. 28	L	Cin.	Moon
Nov. 4	L	at Pitts.	Moon
Nov. 11	W	at K.C.	Moon
Nov. 18	W	N.Y.J	Moon
Nov. 25	L	at Clev.	Moon
Dec. 2	W	Pitts.	Moon
Dec. 9	L	at L.A.Rams	Moon
Dec. 16	L	Clev.	Moon

**Moon (3-13)**

<b>1983 (2-14)</b>			
<b>Date</b>	<b>W-L</b>	<b>Oppon.</b>	<b>Starter</b>
Sept. 4	L	G.B.	Manning
Sept. 11	L	at L.A.Raid.	Manning
Sept. 18	L	Pitts.	Manning
Sept. 25	L	at Buff.	Nielsen
Oct. 2	L	at Pitts.	Nielsen
Oct. 9	L	Den.	Nielsen
Oct. 16	L	at Minn.	Nielsen
Oct. 23	L	K.C.	Nielsen
Oct. 30	L	at Clev.	Nielsen
Nov. 6	L	Cin.	Nielsen
Nov. 13	W	Det.	Luck
Nov. 20	L	at Cin.	Luck
Nov. 27	L	at T.B.	Luck
Dec. 4	L	Mia.	Luck
Dec. 11	W	Clev.	Luck
Dec. 18	L	at Balt.	Luck

**Nielsen (0-7), Luck (2-4), Manning (0-3)**

<b>1982 (1-8)</b>			
<b>Date</b>	<b>W-L</b>	<b>Oppon.</b>	<b>Starter</b>
Sept. 12	L	at Cin.	Nielsen
Sept. 19	W	Sea.	Nielsen
Nov. 21	L	Pitts.	Nielsen
Nov. 28	L	at N.E.	Manning
Dec. 5	L	at N.Y.G	Manning
Dec. 13	L	Dall.	Manning
Dec. 19	L	at Phil.	Manning
Dec. 26	L	Clev.	Manning
Jan. 2	L	Cin.	Nielsen

**Nielsen (1-3), Manning (0-5)**

<b>1981 (7-9)</b>			
<b>Date</b>	<b>W-L</b>	<b>Oppon.</b>	<b>Starter</b>
Sept. 6	W	at L.A.Rams	Stabler
Sept. 13	W	at Clev.	Stabler
Sept. 20	L	Mia.	Stabler
Sept. 27	L	at N.Y.J	Stabler

# ALL-TIME STARTING QB'S

Oct. 4	W	Cin.	Stabler
Oct. 11	W	Sea.	Stabler
Oct. 18	L	at N.E.	Stabler
Oct. 26	L	at Pitts.	Stabler
Nov. 1	L	at Cin.	Stabler
Nov. 8	W	Oak.	Reaves
Nov. 15	L	at K.C.	Reaves
Nov. 22	L	N.O.	Stabler
Nov. 29	L	Atl.	Stabler
Dec. 3	W	Clev.	Stabler
Dec. 13	L	at S.F.	Nielsen
Dec. 20	W	Pitts.	Nielsen

**Stabler (5-7), Reaves (1-1), Nielsen (1-1)**

## 1980 (11-5)

Date	W-L	Oppon.	Starter
Sept. 7	L	at Pitts.	Stabler
Sept. 15	W	at Clev.	Stabler
Sept. 21	W	Balt.	Stabler
Sept. 28	W	at Cin.	Stabler
Oct. 5	L	Sea.	Stabler
Oct. 12	L	at K.C.	Stabler
Oct. 19	W	T.B.	Stabler
Oct. 26	W	Cin.	Stabler
Nov. 2	W	at Den.	Stabler
Nov. 10	W	N.E.	Stabler
Nov. 16	W	at Chi.	Stabler
Nov. 23	L	at N.Y.J	Stabler
Nov. 30	L	Clev.	Stabler
Dec. 4	W	Pitts.	Stabler
Dec. 14	W	at G.B.	Stabler
Dec. 21	W	Minn.	Stabler

## Wild Card

Dec. 28	L (P)	at Oak.	Stabler
---------	-------	---------	---------

**Stabler (11-5, 0-1)**

## 1979 (11-5)

Date	W-L	Oppon.	Starter
Sept. 2	W	at Wash.	Pastorini
Sept. 9	L	at Pitts.	Pastorini
Sept. 16	W	K.C.	Nielsen
Sept. 23	W	at Cin.	Pastorini
Sept. 30	W	Clev.	Pastorini
Oct. 7	L	St.L.	Pastorini
Oct. 14	W	at Balt.	Pastorini
Oct. 21	L	at Sea.	Pastorini
Oct. 28	W	N.Y.J	Pastorini
Nov. 5	W	at Mia.	Pastorini
Nov. 11	W	Oak.	Pastorini
Nov. 18	W	Cin.	Pastorini
Nov. 22	W	at Dall.	Pastorini
Dec. 2	L	at Clev.	Pastorini
Dec. 10	W	Pitts.	Pastorini
Dec. 16	L	Phil.	Pastorini

## Wild Card

Dec. 23	W (P)	Den.	Pastorini
---------	-------	------	-----------

## Divisional

Dec. 29	W (P)	at S.D.	Nielsen
---------	-------	---------	---------

## AFC Champ.

Jan. 6	L (P)	at Pitts.	Pastorini
--------	-------	-----------	-----------

**Pastorini (10-5, 1-1), Nielsen (1-0, 1-0)**

## 1978 (10-6)

Date	W-L	Oppon.	Starter
Sept. 3	L	at Atl.	Pastorini
Sept. 10	W	at K.C.	Pastorini
Sept. 17	W	S.F.	Pastorini
Sept. 24	L	L.A.Rams	Pastorini
Oct. 1	W	at Clev.	Pastorini
Oct. 8	L	at Oak.	Pastorini
Oct. 15	W	Buff.	Pastorini
Oct. 23	W	at Pitts.	Pastorini
Oct. 29	L	at Cin.	Pastorini
Nov. 5	W	Clev.	Pastorini
Nov. 12	W	at N.E.	Pastorini
Nov. 20	W	Mia.	Pastorini
Nov. 26	W	Cin.	Pastorini
Dec. 3	L	Pitts.	Pastorini
Dec. 10	W	at N.O.	Pastorini

Dec. 17	L	S.D.	Pastorini
<b>Wild Card</b>			
Dec. 24	W (P)	at Mia.	Pastorini
<b>Divisional</b>			
Dec. 31	W (P)	at N.E.	Pastorini
<b>AFC Champ.</b>			
Jan. 7	L (P)	at Pitts.	Pastorini

**Pastorini (10-6, 2-1)**

## 1977 (8-6)

Date	W-L	Oppon.	Starter
Sept. 18	W	N.Y.J	Pastorini
Sept. 25	W	at G.B.	Pastorini
Oct. 2	L	at Mia.	Pastorini
Oct. 9	W	Pitts.	Pastorini
Oct. 16	L	Clev.	Hadl
Oct. 23	L	at Pitts.	Pastorini
Oct. 30	L	at Cin.	Hadl
Nov. 6	W	Chi.	Pastorini
Nov. 13	L	at Oak.	Pastorini
Nov. 20	W	at Sea.	Pastorini
Nov. 27	W	K.C.	Pastorini
Dec. 4	L	Den.	Pastorini
Dec. 11	W	at Clev.	Pastorini
Dec. 18	W	Cin.	Pastorini

**Pastorini (8-4), Hadl (0-2)**

## 1976 (5-9)

Date	W-L	Oppon.	Starter
Sept. 12	W	T.B.	Pastorini
Sept. 19	W	at Buff.	Pastorini
Sept. 26	L	Oak.	Pastorini
Oct. 3	W	at N.O.	Pastorini
Oct. 10	W	Den.	Pastorini
Oct. 17	L	at S.D.	Pastorini
Oct. 24	L	Cin.	Pastorini
Nov. 1	L	at Balt.	Pastorini
Nov. 7	L	Clev.	Pastorini
Nov. 14	L	at Cin.	Hadl
Nov. 21	L	at Pitts.	Hadl
Nov. 28	W	Atl.	Hadl
Dec. 5	L	at Clev.	Hadl
Dec. 11	L	Pitts.	Pastorini

**Pastorini (4-6), Hadl (1-3)**

## 1975 (10-4)

Date	W-L	Oppon.	Starter
Sept. 21	W	at N.E.	Pastorini
Sept. 28	W	S.D.	Pastorini
Oct. 5	L	Cin.	Pastorini
Oct. 12	W	at Clev.	Pastorini
Oct. 19	W	Wash.	Pastorini
Oct. 26	W	Det.	Pastorini
Nov. 2	W	at K.C.	Pastorini
Nov. 9	L	at Pitts.	Pastorini
Nov. 16	W	Mia.	Pastorini
Nov. 24	L	Pitts.	Pastorini
Nov. 30	L	at Cin.	Pastorini
Dec. 7	W	at S.F.	Pastorini
Dec. 14	W	at Oak.	Pastorini
Dec. 21	W	Clev.	Pastorini

**Pastorini (10-4)**

## 1974 (7-7)

Date	W-L	Oppon.	Starter
Sept. 15	W	S.D.	Dickey
Sept. 22	L	at Clev.	Dickey
Sept. 29	L	K.C.	Dickey
Oct. 6	L	Pitts.	Dickey
Oct. 13	L	at Minn.	Pastorini
Oct. 20	L	St.L.	Pastorini
Oct. 27	W	at Cin.	Pastorini
Nov. 3	W	at N.Y.J	Pastorini
Nov. 10	W	at Buff.	Pastorini
Nov. 17	W	Cin.	Pastorini
Nov. 24	L	Dall.	Pastorini
Dec. 1	W	at Pitts.	Pastorini
Dec. 8	L	at Den.	Pastorini
Dec. 15	W	Clev.	Pastorini

**Pastorini (6-4), Dickey (1-3)**

Front Office

Coaching Staff

Players

Rookies

2007 Season

Records

History

Playoff History

Sidelines

# ALL-TIME STARTING QB'S

Front Office

Coaching Staff

Players

Rookies

2007 Season

Records

History

Playoff History

Sidelines

## 1973 (1-13)

Date	W-L	Oppon.	Starter
Sept. 16	L	at N.Y.G	Pastorini
Sept. 23	L	at Cin.	Pastorini
Sept. 30	L	Pitts.	Pastorini
Oct. 7	L	L.A.Rams	Pastorini
Oct. 14	L	Den.	Pastorini
Oct. 21	L	at Clev.	Pastorini
Oct. 28	L	at Chi.	Pastorini
Nov. 4	W	at Balt.	Dickey
Nov. 11	L	Clev.	Dickey
Nov. 18	L	at K.C.	Dickey
Nov. 25	L	N.E.	Dickey
Dec. 2	L	Oak.	Pastorini
Dec. 9	L	at Pitts.	Pastorini
Dec. 16	L	Cin.	Pastorini

**Pastorini (0-10), Dickey (1-3)**

## 1972 (1-13)

Date	W-L	Oppon.	Starter
Sept. 17	L	at Den.	Pastorini
Sept. 24	L	at Mia.	Pastorini
Oct. 1	W	N.Y.J	Pastorini
Oct. 9	L	Oak.	Pastorini
Oct. 15	L	at Pitts.	Pastorini
Oct. 22	L	Clev.	Pastorini
Oct. 29	L	at Cin.	Pastorini
Nov. 5	L	at Cle.	Pastorini
Nov. 12	L	Phil.	Pastorini
Nov. 19	L	G.B.	Pastorini
Nov. 26	L	at S.D.	Pastorini
Dec. 3	L	at Atl.	Pastorini
Dec. 10	L	Pitts.	Pastorini
Dec. 17	L	Cin.	Nix

**Pastorini (1-12), Nix (0-1)**

## 1971 (4-9-1)

Date	W-L	Oppon.	Starter
Sept. 19	L	at Clev.	Johnson
Sept. 26	L	K.C.	Johnson
Oct. 3	T	N.O.	Dickey
Oct. 10	L	at Wash.	Johnson
Oct. 17	L	Det.	Pastorini
Oct. 24	L	at Pitts.	Pastorini
Oct. 31	W	Cin.	Pastorini
Nov. 7	L	at N.E.	Pastorini
Nov. 14	L	at Oak.	Dickey
Nov. 21	L	at Cin.	Pastorini
Nov. 28	L	Clev.	Johnson
Dec. 5	W	Pitts.	Pastorini
Dec. 12	W	at Buff.	Pastorini
Dec. 19	W	S.D.	Pastorini

**Johnson (0-4), Pastorini (4-4), Dickey (0-1-1)**

## 1970 (3-10-1)

Date	W-L	Oppon.	Starter
Sept. 20	W	at Pitts.	Johnson
Sept. 27	L	Mia.	Johnson
Oct. 4	W	at Cin.	Johnson
Oct. 11	L	Balt.	Johnson
Oct. 18	L	Pitts.	Johnson
Oct. 25	T	at S.D.	Hadl
Nov. 1	L	at St.L.	Rhyme
Nov. 8	L	at K.C.	Johnson
Nov. 15	L	S.F.	Johnson
Nov. 22	L	at Clev.	Johnson
Nov. 29	W	Den.	Johnson
Dec. 7	L	Clev.	Johnson
Dec. 13	L	Cin.	Rhyme
Dec. 20	L	at Dall.	Rhyme

**Johnson (3-7), Rhyme (0-3), Hadl (0-0-1)**

## 1969 (6-6-2)

Date	W-L	Oppon.	Starter
Sept. 14	L	at Oak.	Beathard
Sept. 21	W	at Buff.	Beathard
Sept. 28	W	Mia.	Beathard
Oct. 5	W	Buff.	Beathard
Oct. 12	L	at K.C.	Beathard
Oct. 20	L	at N.Y.	Beathard

Oct. 26	W	Den.	Beathard
Nov. 2	L	at Bos.	Beathard
Nov. 9	T	Cin.	Trull
Nov. 16	T	at Den.	Trull
Nov. 23	W	at Mia.	Beathard
Nov. 27	L	S.D.	Beathard
Dec. 6	L	N.Y.	Trull
Dec. 14	W	Bos.	Beathard

**Beathard (6-5, 0-1), Trull (0-1-2)**

## 1968 (7-7)

Date	W-L	Oppon.	Starter
Sept. 9	L	K.C.	Beathard
Sept. 14	W	at Mia.	Beathard
Sept. 21	L	at S.D.	Beathard
Sept. 29	L	Oak.	Beathard
Oct. 6	L	Mia.	Davis
Oct. 13	W	at Bos.	Davis
Oct. 20	L	N.Y.	Davis
Oct. 27	W	at Buf.	Trull
Nov. 3	W	at Cin.	Trull
Nov. 10	L	at N.Y.	Trull
Nov. 17	W	Den.	Beathard
Nov. 28	L	at K.C.	Beathard
Dec. 7	W	Buf.	Beathard
Dec. 15	W	Bos.	Trull

**Beathard (3-4), Trull (3-1), Davis (1-2)**

## 1967 (9-4-1)

Date	W-L	Oppon.	Starter
Sept. 9	L	K.C.	Lee
Sept. 17	W	at Buf.	Lee
Sept. 24	L	at S.D.	Lee
Oct. 1	W	Den.	Beathard
Oct. 15	T	at N.Y.	Davis
Oct. 22	W	at K.C.	Davis
Oct. 29	W	Buf.	Beathard
Nov. 5	L	at Bos.	Beathard
Nov. 12	W	at Den.	Beathard
Nov. 26	W	Bos.	Beathard
Dec. 3	W	Mia.	Beathard
Dec. 10	L	Oak.	Beathard
Dec. 16	W	S.D.	Beathard
Dec. 23	W	at Mia.	Beathard

## AFL Championship

Dec. 31 L (P) at Oak. Beathard

**Beathard (7-2, 0-1), Lee (1-2), Davis (1-0-1)**

## 1966 (3-11)

Date	W-L	Oppon.	Starter
Sept. 3	W	Den.	Blanda
Sept. 10	W	Oak.	Blanda
Sept. 18	L	at N.Y.	Blanda
Sept. 25	L	at Buf.	Blanda
Oct. 2	L	at Den.	Blanda
Oct. 16	W	N.Y.	Blanda
Oct. 23	L	Mia.	Blanda
Oct. 30	L	at K.C.	Blanda
Nov. 6	L	at Oak.	Trull
Nov. 13	L	at Bos.	Trull
Nov. 20	L	Buf.	Trull
Dec. 4	L	S.D.	Trull
Dec. 11	L	Bos.	Humphrey
Dec. 18	L	at Mia.	Trull

**Blanda (3-5), Trull (0-5), Humphrey (0-1)**

## 1965 (4-10)

Date	W-L	Oppon.	Starter
Sept. 12	W	N.Y.	Blanda
Sept. 19	W	Bos.	Blanda
Sept. 26	L	at Oak.	Blanda
Oct. 3	L	at S.D.	Blanda
Oct. 17	L	at Den.	Blanda
Oct. 24	W	K.C.	Trull
Oct. 31	W	at Buf.	Trull
Nov. 7	L	Oak.	Blanda
Nov. 14	L	Den.	Blanda

# ALL-TIME STARTING QB'S

Nov. 21	L	at N.Y.	Blanda
Nov. 28	L	at K.C.	Blanda
Dec. 5	L	Buf.	Blanda
Dec. 12	L	S.D.	Trull
Dec. 18	L	at Bos.	Blanda

**Blanda (2-9), Trull (2-1)**

## 1964 (4-10)

Date	W-L	Oppon.	Starter
Sept. 12	L	at S.D.	Blanda
Sept. 19	W	Oak	Blanda
Sept. 27	W	at Den	Blanda
Oct. 4	L	at KC	Blanda
Oct. 11	L	Buf	Blanda
Oct. 17	L	at NY	Blanda
Oct. 25	L	SD	Blanda
Nov. 1	L	at Buf	Blanda
Nov. 6	L	at Bos	Blanda
Nov. 15	L	at Oak	Blanda
Nov. 22	L	KC	Trull
Nov. 29	L	Bos	Blanda
Dec. 13	W	NY	Blanda
Dec. 20	W	DEN	Blanda

**Blanda (4-9), Trull (0-1)**

## 1963 (6-8)

Date	W-L	Oppon.	Starter
Sept. 7	L	Oak.	Blanda
Sept. 14	W	Den.	Blanda
Sept. 22	L	at N.Y.	Blanda
Sept. 28	W	Buf.	Blanda
Oct. 6	L	K. C.	Blanda
Oct. 13	W	Den.	Blanda
Oct. 20	W	Buf.	Blanda
Oct. 27	W	K. C.	Blanda
Nov. 1	L	at Bos.	Blanda
Nov. 10	W	N.Y.	Blanda
Dec. 1	L	at S.D.	Blanda
Dec. 8	L	Bos.	Blanda
Dec. 15	L	S.D.	Lee
Dec. 22	L	at Oak.	Blanda

**Blanda (6-7), Lee (0-1)**

## 1962 (11-3)

Date	W-L	Oppon.	Starter
Sept. 9	W	at Buf.	Blanda
Sept. 16	L	at Bos.	Blanda
Sept. 23	W	at S.D.	Blanda
Oct. 7	W	Buf.	Blanda
Oct. 14	W	N.Y.	Blanda

Oct. 21	L	at Den.	Blanda
Oct. 28	L	Dal.	Blanda
Nov. 4	W	at Dal.	Blanda
Nov. 11	W	at Oak.	Blanda
Nov. 18	W	Bos.	Blanda
Nov. 25	W	S.D.	Blanda
Dec. 2	W	Den.	Blanda
Dec. 9	W	Oak.	Blanda
Dec. 15	W	at N.Y.	Blanda
Dec. 23	L (P)	Dal.	Blanda

**Blanda (11-3, 0-1)**

## 1961 (10-3-1)

Date	W-L	Oppon.	Starter
Sept. 9	W	Oak.	Blanda
Sept. 24	L	at S.D.	Blanda
Oct. 1	L	at Dal.	Blanda
Oct. 8	L	Buf.	Lee
Oct. 13	T	at Bos.	Lee
Oct. 22	W	Dal.	Lee
Oct. 29	W	at Buf.	Blanda
Nov. 5	W	at Den.	Blanda
Nov. 12	W	Bos.	Blanda
Nov. 19	W	N.Y.	Blanda
Nov. 26	W	Den.	Blanda
Dec. 3	W	S.D.	Blanda
Dec. 10	W	at N.Y.	Blanda
Dec. 17	W	at Oak.	Blanda
Dec. 24	W (P)	at S.D.	Blanda

**Blanda (9-2, 1-0), Lee (1-1-1)**

## 1960 (10-4)

Date	W-L	Oppon.	Starter
Sept. 11	W	at Oak.	Blanda
Sept. 18	W	L.A.	Blanda
Sept. 25	L	Oak.	Blanda
Oct. 9	W	N.Y.	Blanda
Oct. 16	W	Dal.	Blanda
Oct. 23	W	at N.Y.	Blanda
Oct. 30	L	at Buf.	Blanda
Nov. 6	W	at Den.	Blanda
Nov. 13	L	at L.A.	Blanda
Nov. 20	W	Den.	Lee
Nov. 25	W	at Bos.	Lee
Dec. 4	L	at Dal.	Lee
Dec. 11	W	Buf.	Blanda
Dec. 18	W	Bos.	Blanda
Jan. 1	W (P)	L.A.	Blanda

**Blanda (8-3, 1-0), Lee (2-1)**

Front Office

Coaching Staff

Players

Rookies

2007 Season

Records

History

Playoff History

Sidelines

# TITANS LOGOS





## AFL ALL-PRO

- 1960** George Blanda, QB (Honorable Mention, UPI)  
 Billy Cannon, RB (Second Team, UPI, OF)  
 Mike Dukes, LB (First Team, UPI)  
 Don Floyd, DE (Honorable Mention, UPI)  
 Bill Groman, E (First Team, UPI, OF)  
 Charlie Hennigan, RB (Honorable Mention, UPI)  
 Al Jamison, T (First Team, AP, Second Team OF)  
 Mark Johnston, S (First Team, AP, Second Team, UPI, OF)  
 Rich Michael, T (First Team, UPI, OF)  
 Dennit Morris, LB (Second Team OF, Honorable Mention, UPI)  
 Jim Norton, S (Honorable Mention, UPI)  
 Hugh Pitts, LB (Honorable Mention, UPI)  
 Dave Smith, (First Team, AP, UPI, OF)  
 Julian Spence, CB (First Team, UPI)  
 Orville Trask, DT (Second Team, UPI, OF)  
 Fred Wallner, T (Honorable Mention, UPI)
- 1961** Tony Banfield, CB (First Team, AP, UPI, OF, SN, Second Team, NY)  
 George Blanda, QB (First Team, AP, UPI, OF, SN, NY)  
 Billy Cannon, HB (First Team, AP, UPI, OF, SN, NY)  
 Don Floyd, DE (First Team, OF)  
 Bill Groman, E (First Team, AP, SN, Second Team, UPI, NY)  
 Charlie Hennigan, E (First Team, AP, UPI, OF, SN, NY)  
 Ed Husmann, DT (Second Team, UPI, NY)  
 Al Jamison, T (First Team, AP, UPI, OF, SN, NY)  
 Mark Johnston, S (First Team, NY)  
 Jim Norton, S (Second Team, UPI, NY)  
 Bob Schmidt, C (Second Team, OF)  
 Bob Talamini, G (Second Team, OF, UPI)  
 Charley Tolar, FB (Second Team, UPI, OF)
- 1962** Tony Banfield, CB, (First Team, AP, UPI, OF)  
 George Blanda, QB (Second Team, AP, UPI)  
 Doug Cline, OLB (Second Team, AP UPI)  
 Don Floyd, DE (First Team, AP, UPI, OF)  
 Charlie Hennigan, E (First Team, AP, UPI, OF)  
 Ed Husmann, DT (First Team AP, UPI)  
 Al Jamison, T (First Team, AP, UPI)  
 Jim Norton, S (First Team, UPI, Second Team, AP)  
 Bob Schmidt, C (Second Team, AP, UPI)  
 Bob Talamini, G (First Team UPI, OF)  
 Charley Tolar, FB (Second Team, AP, UPI)
- 1963** Tony Banfield, CB (First Team, AP, UPI, OF, PF)  
 George Blanda, QB (Second Team, AP, NY)  
 Doug Cline, OLB (Second Team, AP, NY, UPI)  
 Don Floyd, DE (Second Team, NY)  
 Fred Glick, S (First Team, AP, UPI, OF, NEA, NY)  
 Charlie Hennigan, E (Second Team, NEA, NY, Honorable Mention, AP)  
 Ed Husmann, DT (Second Team, UPI)  
 Bobby Jancik, S (Second Team, NY, Honorable Mention, AP, UPI)  
 Rich Michael, T (Honorable Mention, UPI)  
 Bob Schmidt, C (Second Team, UPI, NEA)  
 Bob Talamini, G (First Team, AP, OF, NEA, NY, Second Team, UPI)  
 Hogan Wharton, G (Honorable Mention, AP)
- 1964** Sonny Bishop, T (Second Team, UPI)  
 Sid Blanks, T (Second Team, UPI)  
 Don Floyd, DE (Second Team, UPI)  
 Fred Glick, S (First Team, OF, Second Team, NEA)  
 Charlie Hennigan, E (First Team, AP, UPI, NEA, OF, NY)  
 Pete Jaquess, CB (Second Team, AP)

## LEGEND

- AP** - Associated Press  
**CP** - College & Pro Football Newsweekly  
**DB** - Dick Butkus Football Network  
**DE** - Detroit News  
**DH** - Don Heinrich (Pro Football Scouts)  
**DP** - Diet Pepsi Rookie Rookie of the Year  
**DZ** - Paul Zimmerman (N.Y. Post, 1969 -78; Sports Ill., 1979-present)  
**FD** - Football Digest  
**FI** - NFL Films  
**FN** - Football News  
**FO** - Gordon Forbes, USA Today  
**FW** - Pro Football Weekly  
**FX** - Larry Fox, N.Y. Daily News  
**GN** - Gannett News Service  
**HF** - Pro Football Hall of Fame  
**JT** - Joe Theismann  
**NA** - The National  
**NEA** - Newspaper Enterprise Association  
**NY** - New York Daily News  
**OA** - Bob Oates, L.A. Times  
**OF** - Official AFL Team  
**PF** - Pro Football Digest  
**PK** - Peter King, Sports Illust.  
**RS** - Pamela Robbins Scott  
**SI** - Sports Illustrated  
**SN** - The Sporting News  
**TP** - Topps All-Pro Team  
**UPI** - United Press International  
**USA** - USA Today  
**WA** - Pro Football Writers of America



Charlie Hennigan



George Blanda

Front Office

Coaching Staff

Players

Rookies

2007 Season

Records

History

Playoff History

Sidelines

- 1965** Bob Talamini, G (First Team, NEA, OF, Second Team, AP, UPI, NY)  
 Sonny Bishop, G (Second Team, NY)  
 Ode Burrell, RB (Second Team, NY)  
 Willie Frazier, TE (First Team, AP, UPI, OF, NEA, NY)  
 W.K. Hicks, CB (Second Team, AP, UPI, NY)  
 Bob Talamini, G (First Team, AP, UPI, OF, NY)



**Ken Houston**

- 1966** Johnny Baker, OLB (Second Team, NEA)  
 George Blanda, K (Second Team, NY)  
 Walter Suggs, T (Second Team, UPI, NEA)  
 Bob Talamini, G (First Team, OF, Second Team, UPI, NEA, NY)  
**1967** Miller Farr, CB (First Team, AP, UPI, NEA, SN, FN, NY, DE)  
 Hoyle Granger, RB (Second Team, AP, UPI, NEA)  
 Pat Holmes, DE (First Team, AP, UPI, NEA, FN, DE, Second Team, SN, NY)  
 Bobby Maples, C (Second Team, AP, UPI, NY)  
 Jim Norton, S (First Team, FN, DE, Second Team, AP, UPI, NY)  
 Walter Suggs, T (First Team, SN, FN, Second Team, AP, UPI, NEA)  
 Bob Talamini, G (First Team, AP, UPI, NEA, SN, FN, DE)  
 George Webster, OL (First Team, AP, UPI, NEA, SN, FN, NY, DE)

- 1968** Miller Farr, CB (First Team, PF, AP, UPI, NEA, SN, FN, NY, FW)  
 Hoyle Granger, RB (Second Team, FN)  
 Ken Houston, S (Second Team, SN, NEA)  
 Alvin Reed, TE (First Team, SN, FN, NY, Second Team, AP, UPI)  
 Walter Suggs, T (First Team, SN, Second Team, AP, UPI, NEA, FN)  
 George Webster, OLB (First Team, PF, WA, AP, UPI, NEA, SN, FN, NY, FW)  
**1969** Elvin Bethea, DE (Second Team, UPI)  
 Sonny Bishop, G (Second Team, SN, Honorable Mention, UPI)  
 Garland Boyette, MLB (Honorable Mention, UPI)  
 Miller Farr, CB (First Team, SN, Second Team, AP, UPI, NEA, NY, SI)  
 Hoyle Granger, RB (Second Team, SI, Honorable Mention, UPI, PF)  
 Ken Houston, S (First Team, NY, SI, Second Team, AP, UPI, SN, FN)  
 Alvin Reed, TE (First Team, SN, Second Team, AP, UPI, NEA, NY, SI, PF)  
 Tom Regner, G (Honorable Mention, UPI)  
 George Webster, OLB (First Team, WA, AP, UPI, NEA, SN, NY, SI, PF, Second Team, HF, NEA)  
 Walter Suggs, T (Second Team, AP, UPI, NEA, NY)



**Robert Brazile**

**NFL ALL-PRO**

- 1970** Ken Houston, S (Second Team, NEA)  
**1971** Ken Houston, S (First Team, DZ, TP, FW, Second Team, WA, NEA, FN)  
**1972** Ken Houston, S (Second Team, WA, NEA)  
**1973** Elvin Bethea, DE (Second Team, NEA)  
**1975** Elvin Bethea, DE (First Team, FN, CP, Second Team, AP, NEA)  
 Robert Brazile, OLB (First Team, DZ)  
 Curley Culp, DT (First Team, AP, WA, NEA, NY, FW)  
 Billy Johnson, KR (First Team, FW, Second Team, FN)  
**1976** Robert Brazile, OLB (First Team, WA, FN, NY, Second Team, AP)  
**1977** Robert Brazile, OLB (First Team, NEA, Second Team, AP)  
 Ken Burrough, WR (Second Team, AP, NEA)  
 Curley Culp, DT (Second Team, NEA)  
 Billy Johnson, KR (First Team, AP, WA, TP, NY, FX, CP, RS, FW)  
**1978** Elvin Bethea, DE (Second Team, NEA)  
 Robert Brazile, OLB (First Team, AP, WA, NEA, CP, FW)  
 Earl Campbell, RB (First Team, AP, WA, NEA, CP, DZ, NY, FX, FW)  
 Curley Culp, DT (Second Team, AP, NEA)  
**1979** Elvin Bethea, DE (Second Team, AP)  
 Robert Brazile, OLB (First Team, AP, FW, NEA, WA)  
 Earl Campbell, RB (First Team, AP, SN, FW, NEA, WA)  
 Curly Culp, DT (Second Team, AP)  
 Toni Fritsch, PK (First Team, AP, WA, NEA, DZ)  
 Leon Gray, T (First Team, AP, WA, NEA, CP, FW)



**Curley Culp**



**Earl Campbell**

Front Office

Coaching Staff

Players

Rookies

2007 Season

Records

History

Playoff History

Sidelines

Vernon Perry, S (First Team, DZ)

Mike Reinfeldt, S (First Team, AP, WA, NEA, CP, NY, FX, FW)

**1980** Gregg Bingham, ILB (First Team, FX)

Robert Brazile, OLB (First Team, WA, NEA, SN, CP, FD, FX, FW, Second Team, AP)

Earl Campbell, RB (First Team, AP, WA, NEA, SN, CP, FD, DZ, NY, FX, FW)

Leon Gray, T (First Team, AP, WA, SN, FD, FW, Second Team, NEA)

Bob Young, G (First Team, FD)

**1981** Gregg Bingham, ILB (Honorable Mention, DH)

Robert Brazile, OLB (Second Team, AP, DH)

Earl Campbell, RB (First Team, CP, Second Team, DH)

Dave Casper, TE (Honorable Mention, DH)

Vernon Perry, S (First Team, CP, Honorable Mention, DH)

**1982** Earl Campbell, RB (Honorable Mention, DH)

Dave Casper, TE (Honorable Mention, OA)

**1983** Earl Campbell, RB (Honorable Mention, DH)

Mike Munchak, G (Second Team, NEA)

**1984** Mike Munchak, G (Second Team, NEA, DH)

**1985** Bo Eason, S (Second Team, NEA)

Bruce Matthews, T (Honorable Mention, DH)

Mike Munchak, T (First Team, FD, Second Team, AP, NEA, DH)

**1986** Bruce Matthews, T (Third Team, GN)

**1987** Keith Bostic, S (First Team, NEA, FD, FI, Second Team, AP, DH)

Ray Childress, DE (Honorable Mention, DH)

Ernest Givins, WR (Honorable Mention, DH)

Warren Moon, QB (Honorable Mention, DH)

Mike Munchak, G (First Team, AP, WA, NEA, SN, FO, FD, TP, DH)

Mike Rozier, RB (Honorable Mention, DH)

**1988** Patrick Allen, CB (Honorable Mention, AP)

Keith Bostic, S (Honorable Mention, AP)

Ray Childress, DE (Second Team, AP, NEA, CP, FD, Honorable Mention, DH)

Jeff Donaldson, S (Second Team, CP, Honorable Mention, AP, DH)

Drew Hill, WR (First Team, DH, Honorable Mention, AP)

Bruce Matthews, G (First Team, AP, WA, SN, FD, FO, DZ, DH, FW, Second Team, NEA, CP)

Warren Moon, QB (Honorable Mention, DH)

Mike Munchak, G (First Team, WA, NEA, FO, FW, Second Team, AP)

**1989** Ray Childress, DE (Second Team, AP, Honorable Mention, DH)

Bruce Matthews, G (First Team, AP, SN, DZ, FD, FI, FW, Second Team, NEA, CP)

Greg Montgomery, P (First Team, NEA, Honorable Mention, DH)

Warren Moon, QB (Honorable Mention, DH)

Mike Munchak, G (First Team, NEA, FO, Second Team, AP)

Eugene Seale, ST (First Team, FW)

**1990** Ray Childress, DE (First Team, WA, CP, FO, DZ, SN, DH, Second Team, AP, NEA,

NA, Honorable Mention, PK)

Ernest Givins, WR (Second Team, AP, Honorable Mention, DH, PK)

Drew Hill, WR (Honorable Mention, AP, DH)

Haywood Jeffires, WR (Second Team, CP, NA, Honorable Mention, DH)

Richard Johnson, CB (Second Team, CP, Honorable Mention, AP)

Terry Kinard, S (Honorable Mention, AP)

Bruce Matthews, G (First Team, AP, WA, NEA, CP, FO, SN, FI, DH, FW, Second Team, PK)

Bubba McDowell, S (Honorable Mention, AP, DH)

Greg Montgomery, P (Honorable Mention, AP, DH)

Warren Moon, QB (First Team, SN, FI, Second Team, AP, DH, Honorable Mention, FD, PK)

Mike Munchak, G (Second Team, AP, DH)

**1991** Ray Childress, DT (First Team, NEA, CP, FO, FD, FI, DH, Honorable Mention, AP)

Cris Dishman, CB (First Team, AP, FO, FD, FI, DH, FW, Second Team, CP)

William Fuller, DE (Honorable Mention, AP, DH)

Haywood Jeffires, WR (First Team, AP, WA, FD, FI, Second Team, NEA, CP, DH)

Bruce Matthews, C (First Team, NEA, FD, FI, FW, Second Team, AP, CP)

Bubba McDowell, S (Second Team, AP, CP, DH)



Mike Munchak



Greg Montgomery

- Warren Moon, QB (Honorable Mention, AP, DH)  
 Mike Munchak, G (First Team, AP, WA, FW, CP, FD, Second Team, NEA, Honorable Mention, DH)  
 Bo Orlando, S (Honorable Mention, AP)  
 Al Smith, MLB (First Team, WA, FW, Second Team, CP, DH, Honorable Mention, AP)  
**1992** Ray Childress, DT (First Team, AP, WA, NEA, CP, FO, DZ, FI, JT)  
 Cris Dishman, S (Honorable Mention, AP)  
 William Fuller, DE (Honorable Mention, AP, JT)  
 Ernest Givins, WR (Honorable Mention, JT)  
 Haywood Jeffires, WR (Honorable Mention, AP, JT)  
 Bruce Matthews, C (First Team, AP, WA, NEA, SN, FD, JT, Second Team, CP)  
 Bubba McDowell, S (First Team, JT, Honorable Mention, AP)  
 Greg Montgomery, P (Honorable Mention, AP, JT)  
 Mike Munchak, G (Second Team, AP, CP, JT)  
 Al Smith, MLB (First Team, AP, FD, Second Team, NEA, CP, FO, Honorable Mention, JT)  
 Lorenzo White, RB (Honorable Mention, AP, JT)



**Mark Stepnoski**

- 1993** Ray Childress, DT (First Team, FO, Second Team, AP, CP, FD, Honorable Mention, JT)  
 Al Del Greco, K (Second Team, FD, Honorable Mention, AP)  
 Cris Dishman, CB (Honorable Mention, AP, JT)  
 Sean Jones, DE (Honorable Mention, AP, JT)  
 Bruce Matthews, C (First Team, WA, SN, CP, FD, FI, Second Team, AP)  
 Greg Montgomery, P (First Team, AP, WA, SN, CP, FD, FI, Honorable Mention, JT)  
 Warren Moon, QB (Honorable Mention, AP, JT)  
 Mike Munchak, G (First Team, FD, FI, Second Team, AP, CP)  
 Bo Orlando, S (Honorable Mention, AP)  
 Marcus Robertson, S (First Team, AP, SN, JT, Second Team, CP)  
 Webster Slaughter, WR (Honorable Mention, AP)  
 Al Smith, MLB (Honorable Mention, AP)



**Al Del Greco**

- 1994** Rich Camarillo, P (Honorable Mention, AP)  
 Bruce Matthews, C (Honorable Mention, AP)  
**1995** Michael Barrow, MLB (First Team, DZ)  
 Blaine Bishop, S (First Team, DZ, Second Team, FD, Honorable Mention, AP)  
 Darryll Lewis, CB (First Team, FD, TJ, Honorable Mention, AP)  
 Bruce Matthews, G (Second Team, BM, Honorable Mention, AP)  
 Mark Stepnoski, C (Honorable Mention, AP)

- 1996** Blaine Bishop, S (Honorable Mention, AP)  
 Al Del Greco, K (Honorable Mention, AP)  
 Cris Dishman, CB (Honorable Mention, AP)  
 Mel Gray, KR (Honorable Mention, AP)  
 Bruce Matthews, G, (First Team, DB, Second Team, AP, FD)  
 John Henry Mills, ST (Second Team, FI)  
 Mark Stepnoski, C (Second Team, AP, FD)



**Frank Wycheck**

- 1997** Blaine Bishop, S (Honorable Mention, AP)  
 Brad Hopkins, T (First Team, DZ, Honorable Mention, AP)  
 Bruce Matthews, G (Honorable Mention, AP)  
 Marcus Robertson, S (First Team, DZ, Honorable Mention, AP)

- 1998** Craig Hentrich, P (First Team, AP, WA, CP, SN, FD, USA)  
 Bruce Matthews, G (First Team, AP, WA, SN, USA, Second Team, FD)  
 Frank Wycheck, TE (First Team, DZ, Second Team, CP, FD)

- 1999** Eddie George, RB (Second Team, AP, CP, FD)  
 Jevon Kearse, DE (First Team, AP, DZ, CP, SN, FD, FW, WA)  
 Bruce Matthews, G (First Team, AP, FD, FW, WA)  
 Jon Runyan, T (Second Team, AP, FD)



**Derrick Mason**

- 2000** Blaine Bishop, S (First Team, FD, Second Team, AP)  
 Keith Bulluck, ST (Second Team, FD)  
 Eddie George, RB (First Team, AP, CP, FD, FW, WA)  
 Jevon Kearse, DE (First Team, FO)  
 Derrick Mason, KR (First Team, AP, CP, DZ, FO, FW, SN, WA, Second Team, FD)  
 Bruce Matthews, G (First Team, AP, FW, SN, FD, WA)  
 Samari Rolle, CB (First Team, AP, CP, FD, FW, SN, WA)

# ALL-TIME HONORS

Front Office

- 2001 Frank Wycheck, TE (Second Team, AP)
- 2002 Keith Bulluck, LB (Second Team, AP)
- 2003 Keith Bulluck, LB (First Team, AP, DZ, FW, WA, PK)  
Steve McNair, QB (Second Team, AP, FD, First Team, DZ)  
Craig Hentrich, P (First Team, PD)
- 2004 Keith Bulluck, LB (First Team, DZ)
- 2007 Albert Haynesworth, DT (First Team, AP, DZ, FW, WA)  
Rob Bironas, K (First Team, AP, FW, WA)



Albert Haynesworth

Coaching Staff

## ALL-AFC

- 1970 Elvin Bethea, DE (Honorable Mention, UPI)  
Glen Ray Hines, T (Honorable Mention, UPI)  
Ken Houston, S (First Team, FW, Second Team, UPI)  
Jerry LeVias, WR (Honorable Mention, UPI)  
Zeke Moore, CB (Honorable Mention, UPI)  
Ron Pritchard, OLB (Second Team, UPI)  
Alvin Reed, TE (First Team, UPI, FW)  
Walter Suggs, T (Honorable Mention, UPI)
- 1971 Elvin Bethea, DE (First Team, FW, Second Team, UPI)  
Ken Houston, S (First Team, UPI, SN, FW)  
Ron Pritchard, OLB (Second Team, UPI)



Rob Bironas

Players

- 1972 Elvin Bethea, DE (First Team, SN, Second Team, UPI)  
Ken Houston, S (Second Team, UPI)  
Guy Murdock, C (All-Rookie)  
Mike Tilleman, DT (Honorable Mention, UPI)
- 1973 Gregg Bingham, LB (All-Rookie)  
Elvin Bethea, DE (Second Team, UPI)  
John Matuszak, DT (All-Rookie)
- 1974 Elvin Bethea, DE (First Team, FW, TP, Second Team, UPI)  
Gregg Bingham, MLB (Honorable Mention, UPI)  
Ken Burrough, WR (Honorable Mention, UPI)



Elvin Bethea

Rookies

- 1975 Elvin Bethea, DE (First Team, NY)  
Robert Brazile, OLB (Second Team, UPI, All-Rookie)  
Curley Culp, DT (First Team, AP, UPI, SN, FW, NY, TP)  
Billy Johnson, KR (First Team, FW, TP)
- 1976 Elvin Bethea, DE (Honorable Mention, UPI)  
Robert Brazile, OLB (First Team, UPI, SN, FW, NY, TP, PB)  
Curley Culp, DT (First Team, SN, FW, TP, PB, Second Team, UPI)



Ken Burrough

2007 Season

- 1977 Elvin Bethea, DE (Honorable Mention, UPI)  
Robert Brazile, OLB (Second Team, UPI)  
Ken Burrough, WR (Second Team, UPI)  
Rob Carpenter, RB (All-Rookie)  
Curley Culp, DT (First Team, FW, Honorable Mention, UPI)  
Bill Currier, DB (All-Rookie)  
Billy Johnson, KR (First Team, FW, NY)  
George Reihner, G (All-Rookie)
- 1978 Elvin Bethea, DE (First Team, UPI, FW, NY, FX)  
Robert Brazile, OLB (First Team, UPI, SN, FW, FX, TP)  
Earl Campbell, RB (First Team, UPI, SN, FW, NY, FX, TP, All-Rookie)  
Curley Culp, DT (Second Team, UPI)  
Greg Sampson, T (Second Team, UPI)



Billy Johnson

Records

- 1979 Jesse Baker, DE (All-Rookie)  
Robert Brazile, OLB (First, UPI, SN, FW)  
Earl Campbell, RB (First Team, UPI, SN, FW, NY, FX, TP)  
Curley Culp, DT (Second Team, UPI)  
Toni Fritsch, PK (First Team, UPI, SN, FW, NY, FX, TP)  
Leon Gray, T (First Team, UPI, SN, FW)  
Carl Mauck, C (Second Team, UPI)  
Vernon Perry, S (All-Rookie)



Mike Munchak

History

Playoff History

Sidelines

- 1980** Mike Reinfeldt, S (First Team, UPI, SN, FW, NY, FX, TP)  
 Gregg Bingham, ILB (First Team, FX)  
 Robert Brazile, OLB (First Team, UPI, FW, NY, FX, TP, PB)  
 Earl Campbell, RB (First Team, UPI, FW, NY, FX, TP, PB)  
 Leon Gray, T (First Team, UPI, FW, TP)  
 Carl Mauck, C (First Team, FX, Honorable Mention, UPI)  
 Vernon Perry, S (Second Team, UPI)  
 Mike Reinfeldt, S (Second Team, UPI)  
 Carl Roaches, KR (All-Rookie)  
 Greg Stemrick, CB (Second Team, UPI)
- 1981** Robert Brazile, OLB (First Team, TP, Second Team, UPI)  
 Earl Campbell, RB (First Team, FX, NY, Second Team, UPI)  
 Leon Gray, T (Second Team, UPI)  
 Vernon Perry, S (First Team, FX)  
 Carl Roaches, KR (First Team, FW, TP)
- 1982** Robert Brazile, OLB (First Team, UPI)
- 1983** Steve Brown, CB (All-Rookie)  
 Bruce Matthews, T (All-Rookie)  
 Harvey Salem, T (All-Rookie)  
 Tim Smith, WR (First Team, FW)  
 Brian Sochia, DT (All-Rookie)
- 1984** Warren Moon (All-Rookie)  
 Mike Munchak, G (First Team, FW, Second Team, UPI)  
 Dean Steinkuhler, T (All-Rookie)
- 1985** Ray Childress, DE (All-Rookie, WA)  
 Mike Munchak, G (First Team, FN, Second Team, FN, UPI)
- 1986** Ray Childress, DE (First Team, FN)  
 Ernest Givins, WR (All-Rookie, FW, WA)
- 1987** Keith Bostic, S (First Team, UPI, FW)  
 Mike Munchak, G (First Team, UPI, FW, FN)  
 Mike Rozier, RB (Second Team, UPI)
- 1988** Ray Childress, DE (First Team, UPI, FW)  
 Drew Hill, WR (Second Team, UPI)  
 Bruce Matthews, G (First Team, UPI, FW, FN)  
 Warren Moon, QB (Second Team, UPI)  
 Mike Munchak, G (First Team, FW, Second Team, UPI)  
 Eugene Seale, ST (First Team, UPI)
- 1989** Ray Childress, DE (Second Team, UPI)  
 John Grimsley, ILB (Second Team, UPI)  
 Bruce Matthews, G (First Team, UPI, FW, FN)  
 Bubba McDowell, CB (All-Rookie, FW, WA)  
 Greg Montgomery, P (First Team, UPI, FW)  
 Warren Moon, QB (First Team, UPI, FN)  
 Mike Munchak, G (First Team, UPI, FW)  
 Tony Zendejas, K (Second Team, UPI)
- 1990** Ray Childress, DT (First Team, FN, Second Team, UPI)  
 Ernest Givins, WR (First Team, UPI)  
 Drew Hill, WR (First Team, FN, Second Team, UPI)  
 Bruce Matthews, G (First Team, UPI, FW, FN)  
 Warren Moon, QB (First Team, UPI, FW, FN)  
 Mike Munchak, G (First Team, FN, Second Team, UPI)
- 1991** Ray Childress, DT (First Team, UPI, FW)  
 Cris Dishman, CB (First Team, UPI, FW, FN)  
 John Flannery, G/C (All-Rookie, FW, WA)  
 William Fuller, DE (First Team, UPI, FW, FN)  
 Haywood Jeffires, WR (First Team, UPI, FW, FN)  
 Bruce Matthews, C (First Team, UPI)  
 Mike Munchak, G (First Team, UPI, FW, FN)  
 Al Smith, (First Team, UPI, FW, FN)



**Mike Reinfeldt**



**Bruce Matthews**



**Drew Hill**



**Warren Moon**



**Ray Childress**



**Warren Moon**

# ALL-TIME HONORS

Front Office

Coaching Staff

Players

Rookies

2007 Season

Records

History

Playoff History

Sidelines

- 1992** Ray Childress, DT (First Team, FW)  
 Haywood Jeffires, WR (First Team, UPI, FW, FN)  
 Bruce Matthews, C (First Team, UPI, FW, FN)  
 Greg Montgomery, P (First Team, UPI)  
 Mike Munchak, G (First Team, UPI, FW, FN)  
 Eddie Robinson, LB (All-Rookie, FW, WA)  
 Al Smith, MLB (First Team, FW, FN)
- 1993** Ray Childress, DT (First Team, UPI, FW, FN)  
 Brad Hopkins, T (All-Rookie, FW, WA)  
 Bruce Matthews, C (First Team, UPI, FW, FN)  
 Greg Montgomery, P (First Team, UPI, FW, FN)  
 Mike Munchak, G (First Team, UPI, FW, FN)
- 1995** Blaine Bishop, S (First Team, UPI, FW, FN)  
 Darryll Lewis, CB (First Team, FN, Second Team, UPI)  
 Bruce Matthews, G (First Team, UPI, FW, FN)  
 Marcus Robertson, S (First Team, UPI, FW)  
 Chris Sanders, WR (All-Rookie, FW, WA)  
 Gary Walker, DT (All-Rookie, FW, WA)
- 1996** Blaine Bishop, S (Second Team, UPI)  
 Al Del Greco, K (Second Team, UPI)  
 Eddie George, RB (Second Team, UPI, All-Rookie, FW, WA)  
 Bruce Matthews, G (First Team, UPI, FW, FN)  
 John Henry Mills, ST (First Team, FW)  
 Mark Stepanoski, C (Second Team, UPI)
- 1997** Kenny Holmes, DE (All-Rookie, FW, WA)  
 Bruce Matthews, G (First Team, FW, FN)
- 1998** Craig Hentrich, P (First Team, FW, FN)  
 Kevin Long, C (All-Rookie, FW, WA)  
 Bruce Matthews, G (First Team, FW, FN)
- 1999** Eddie George, RB (First Team, FW)  
 Jevon Kearse, DE (First Team, FW, FN, All-Rookie, FW, WA)  
 Bruce Matthews, G (First Team, FW, FN)  
 John Thornton, DT (All-Rookie, FW, WA)
- 2000** Blaine Bishop, S (First Team, FN)  
 Eddie George, RB (First Team, FN, FW)  
 Brad Hopkins, T (First Team, FW)  
 Derrick Mason, KR (First Team, FN, FW), PR (First Team, FW)  
 Bruce Matthews, G (First Team, FN, FW)  
 Samari Rolle, CB (First Team, FW, FN)
- 2002** Jeff Fisher (Coach of the Year, FD)  
 Steve McNair, QB (First Team, SI) (3rd in MVP voting, AP)  
 Carlos Hall, DE (All-Rookie, FW, WA)  
 Keith Bulluck, LB (First Team, FW, FD) (Second Team All-Pro, AP)  
 Lance Schulters, S (First Team, FW)  
 Kevin Carter, DE (Second Team, FD)
- 2003** Keith Bulluck, LB (First Team, FW)  
 Craig Hentrich, P (First Team, FW)
- 2004** Jacob Bell, G (All-Rookie, FW, WA)
- 2005** Pacman Jones, CB/PR/KR (All-Rookie, CP, FW, WA)
- 2006** Vince Young, QB (All-Rookie, PF, WA)
- 2007** Kevin Mawae, C (First Team, PK)



**Brad Hopkins**



**Blaine Bishop**



**Eddie George**



**Keith Bulluck**



**Kevin Mawae**

(Year reflects season in which player was selected)  
**AFL ALL-STARs**



**George Blanda**

- 1961 Tony Banfield, CB (1)  
George Blanda, QB (1)  
Billy Cannon, HB  
Don Floyd, DE (1)  
Charlie Hennigan, E (1)  
Ed Husmann, DT (1)  
Al Jamison, T (1)  
Mark Johnston, S  
Bob McLeod, E  
Dennit Morris, LB  
Bob Schmidt, C  
Charley Tolar, FB (1)
- 1962 Tony Banfield, CB (2)  
George Blanda, QB (2)  
Willard Dewveall, E  
Don Floyd, DE (2)  
Fred Glick, S (1)  
Charlie Hennigan, E (2)  
Ed Husmann, DT (2)  
Al Jamison, T (2)  
Rich Michael, T (1)  
Jim Norton, S (1)  
Bob Schmidt, C (2)  
Bob Talamini, G (1)  
Charley Tolar, FB (2)
- 1963 Tony Banfield, CB (3)  
George Blanda, QB (3)  
Fred Glick, S (2)  
Charlie Hennigan, E (3)  
Ed Husmann, DT (3)  
Rich Michael, T (2)  
Jim Norton, S (2)  
Bob Schmidt, C (3)  
Bob Talamini, G (2)
- 1964 Sid Blanks, RB  
Don Floyd, DE (3)  
Fred Glick, S (3)  
Charlie Hennigan, E (4)  
Pete Jaquess, CB  
Bob Talamini, G (3)  
Ode Burrell, RB (2)  
Willie Frazier, TE  
Charlie Hennigan, E (5)  
Bob Talamini, G (4)
- 1965 Charles Frazier, E  
W.K. Hicks, CB  
Bob Talamini, G (5)
- 1966 Woody Campbell, RB  
Miller Farr, CB (1)  
Hoyle Granger, RB (1)  
Pat Holmes, DE (1)  
Jim Norton, S (3)  
Walter Suggs, T (1)  
Bob Talamini, G (6)  
George Webster, LB (1)
- 1967 Sonny Bishop, G  
Garland Boyette, MLB (1)  
Miller Farr, CB (2)  
Hoyle Granger, RB (2)  
Glen Ray Hines, T (1)  
Pat Holmes, DE (2)  
Bobby Maples, C

- Alvin Reed, TE (1)  
Walter Suggs, T (2)  
George Webster, LB (2)
- 1969 Jim Beirne, WR  
Elvin Bethea, DE (1)  
Garland Boyette, MLB (2)  
Miller Farr, CB (3)  
Glen Ray Hines, T (2)  
Ken Houston, S (2)  
Jerry LeVias, WR  
Zeke Moore, CB (1)  
Alvin Reed, TE (2)  
George Webster, LB (3)

**AFC PRO BOWL**

- 1970 Ken Houston, S (3)  
Zeke Moore, CB (2)
- 1971 Elvin Bethea, DE (2)  
Ken Houston, S (4)
- 1972 Elvin Bethea, DE (3)  
Ken Houston, S (5)
- 1973 Elvin Bethea, DE (4)
- 1974 Elvin Bethea, DE (5)
- 1975 Elvin Bethea, DE (6)  
Ken Burrough, WR (1)  
Curley Culp, DT (1)  
Billy Johnson, KR (1)  
Dan Pastorini, QB
- 1976 Robert Brazile, OLB (1)  
Curley Culp, DT (2)
- 1977 Robert Brazile, OLB (2)  
Ken Burrough, WR (2)  
Curley Culp, DT (3)  
Billy Johnson, KR (2)



**Earl Campbell**

- 1978 Elvin Bethea, DE (7)  
Robert Brazile, OLB (3)  
Earl Campbell, RB (1)  
Curley Culp, DT (4)
- 1979 Elvin Bethea, DE (8)  
Robert Brazile, OLB (4)  
Earl Campbell, RB (2)  
Toni Fritsch, K  
Leon Gray, T (1)  
Mike Reinfield, S
- 1980 Robert Brazile, OLB (5)  
Dave Casper, TE  
Earl Campbell, RB (3)  
Greg Stemrick, CB
- 1981 Robert Brazile, OLB (6)  
Earl Campbell, RB (4)  
Leon Gray, T (2)  
Carl Roaches, KR
- 1982 Robert Brazile, OLB (7)
- 1983 Earl Campbell, RB (5)
- 1984 Mike Munchak, G (1)
- 1985 Mike Munchak, G (2)  
Keith Bostic, S (1)  
Mike Munchak, G (3)
- 1987 Mike Munchak, G (3)  
Mike Rozier, RB (1)  
Keith Bostic, S (2)  
Ray Childress, DE (1)  
John Grimsley, ILB  
Drew Hill, WR (1)  
Bruce Matthews, G (1)  
Warren Moon, QB (1)

- Mike Munchak, G (4)  
Mike Rozier, RB (2)
- 1989 Bruce Matthews, G (2)  
Warren Moon, QB (2)  
Mike Munchak, G (5)
- 1990 Ray Childress, DT (2)  
Ernest Givins, WR (1)  
Drew Hill, WR (2)  
Bruce Matthews, G (3)  
Warren Moon, QB (3)  
Mike Munchak, G (6)
- 1991 Ray Childress, DT (3)  
Cris Dishman, CB  
William Fuller, DE  
Haywood Jeffires, WR (1)  
Bruce Matthews, C (4)  
Warren Moon, QB (4)  
Mike Munchak, G (7)  
Al Smith, MLB (1)
- 1992 Ray Childress, DT (4)  
Curtis Duncan, WR  
Ernest Givins, WR (2)  
Haywood Jeffires, WR (2)  
Bruce Matthews, C (5)  
Warren Moon, QB (5)  
Mike Munchak, G (8)  
Al Smith, MLB (2)  
Lorenzo White, RB
- 1993 Ray Childress, DT (5)  
Haywood Jeffires, WR (3)  
Sean Jones, DE  
Bruce Matthews, C (6)  
Greg Montgomery, P  
Warren Moon, QB (6)  
Mike Munchak, G (9)  
Webster Slaughter, WR (2,1)
- 1994 Bruce Matthews, C (7)
- 1995 Blaine Bishop, S (1)  
Darryll Lewis, CB  
Bruce Matthews, C (8)  
Mark Stepnoski, C (4, 1)
- 1996 Blaine Bishop, S (2)  
Bruce Matthews, G (9)  
John Henry Mills, ST  
Mark Stepnoski, C (5, 2)  
Blaine Bishop, S (3)
- 1997 Eddie George, RB (1)  
Bruce Matthews, G (10)
- 1998 Eddie George, RB (2)  
Craig Hentrich, P  
Bruce Matthews, G (11)  
Frank Wycheck, TE
- 1999 Eddie George, RB (3)  
Jevon Kearse, DE  
Frank Wycheck, TE (2)  
Bruce Matthews, G (12)  
Blaine Bishop, S (4)  
Eddie George, RB (4)  
Brad Hopkins, T (1)  
Jevon Kearse, DE (2)  
Derrick Mason, KR (1)  
Bruce Matthews, G (13)  
Steve McNair, QB (1)  
Samari Rolle, CB (1)  
Frank Wycheck, TE (3)



**Samari Rolle**

Front Office

Coaching Staff

Players

Rookies

2007 Season

Records

History

Playoff History

Sidelines



- 2001 Bruce Matthews, G (14)  
Jevon Kearse, DE (3)  
Kevin Carter, DE (2)
- 2002 Steve McNair, QB (2)
- 2003 Keith Bulluck, LB (1)  
Brad Hopkins, OT (2)  
Craig Hentrich, P (2)  
Derrick Mason, WR (2)
- 2005 Steve McNair (3)  
Kyle Vanden Bosch (1)
- 2006 Vince Young (1)
- 2007 Rob Bironas (1)  
Albert Haynesworth (1)  
Kyle Vanden Bosch (2)

**ASSOCIATED PRESS NFL MVP**

- 1979 Earl Campbell, RB
- 2003 Steve McNair, QB

**BERT BELL TROPHY**

(NFL Most Valuable Player presented by Philadelphia Maxwell Club)

- 1979 Earl Campbell, RB

**BERT BELL ROOKIE OF THE YEAR**

(NFL Rookie Most Valuable Player presented by Philadelphia Maxwell Club)

- 1996 Eddie George, RB

**AFL PLAYER OF THE YEAR**

- 1961 George Blanda, QB (UPI, SN)
- 1967 George Blanda, QB (SN)

**AFL DEF. ROOKIE OF THE YR**

- 1967 George Webster, LB (SN)

**NFL PLAYER OF THE YEAR**

- 1978 Earl Campbell, RB (NEA, WA, FD, NY)
- 1979 Earl Campbell, RB (NEA, WA)
- 1980 Earl Campbell, RB (NEA, NY, CP)
- 2003 Steve McNair, QB (DZ)



Steve McNair

**NFL OFF. PLAYER OF THE YR**

- 1978 Earl Campbell, RB (AP)
- 1979 Earl Campbell, RB (AP, FW)
- 1980 Earl Campbell, RB (AP)

**NFL DEF. PLAYER OF THE YR**

- 1975 Curley Culp, DT (NEA)
- 1979 Jesse Baker, DT (FW)

**NFL ROOKIE OF THE YEAR**

- 1978 Earl Campbell, RB (AP)
- 1979 Jesse Baker, DT (FW)
- 1996 Eddie George, RB (SN, FW, SI)
- 2006 Vince Young, QB (SI, DP)

**NFL OFF. ROOKIE OF THE YR**

- 1978 Earl Campbell, RB (FW)
- 1996 Eddie George, RB (AP, FW, FD, CP)
- 2006 Vince Young, QB (AP, PF, WA)

**NFL DEF. ROOKIE OF THE YR**

- 1975 Robert Brazile, LB (AP)

- 1979 Jesse Baker, DT (FW)
- 1999 Jevon Kearse, DE (AP, FN, FW, CP, FD)

**AFC PLAYER OF THE YEAR**

- 1978 Earl Campbell, RB (SN, NY)
- 2000 Eddie George, RB (FN)

**AFC OFF. PLAYER OF THE YR**

- 1978 Earl Campbell, RB (UPI, KC)
- 1990 Warren Moon, QB (UPI)

**AFC DEF. PLAYER OF THE YR**

- 1975 Robert Brazile, LB (SN)
- 1979 Jesse Baker, DT (FW)  
Mike Reinfeldt, S (KC)

**DIET PEPSI ROOKIE OF THE YR**

- 2006 Vince Young, QB



Vince Young

**ED BLOCK COURAGE AWARD**

(nominee from each NFL team for courage in battling injuries)

- 1984 Bob Hamm
- 1985 Pat Howell
- 1986 Dean Steinkuhler
- 1987 Kent Hill
- 1988 Alonzo Highsmith
- 1989 Doug Smith
- 1990 Mike Munchak
- 1991 Bubba McDowell
- 1992 Warren Moon
- 1993 Curtis Duncan
- 1994 Marcus Robertson
- 1995 Barron Wortham
- 1996 Blaine Bishop
- 1997 Bruce Matthews
- 1998 Steve Jackson
- 1999 Steve McNair
- 2000 Kenny Holmes
- 2001 Kevin Dyson
- 2002 Eddie George
- 2003 Kevin Carter
- 2004 Keith Bulluck
- 2005 Tank Williams
- 2006 Brandon Jones
- 2007 David Thornton

**TITANS MAN OF THE YEAR**

(nominee from each NFL team for Walter Payton NFL Man of the Year)

- 1996 Marcus Robertson
- 1997 Al Del Greco
- 1998 Al Del Greco
- 1999 Chris Sanders
- 2000 Kenny Holmes
- 2001 Jason Fisk
- 2002 Kevin Carter
- 2003 Kevin Carter
- 2004 Kevin Carter
- 2005 Steve McNair
- 2006 Keith Bulluck
- 2007 Keith Bulluck

**NFL PLAYER OF THE WEEK**

- 1984 Larry Moriarty, RB, Week 11  
(AFC Offensive)

- 1985 Steve Brown, CB, Week 1  
(AFC Defensive)

- Bo Eason, S, Week 12  
(AFC Defensive)

- 1987 Eugene Seale, LB, Week 4  
(AFC Defensive)

- 1988 Ray Childress, DT, Week 1  
(AFC Defensive)

- Allen Pinkett, RB, Week 4  
(AFC Offensive)

- Drew Hill, WR, Week 9  
(AFC Offensive)

- 1989 Warren Moon, QB, Week 6  
(AFC Offensive)

- 1990 Warren Moon, QB, Week 6  
(AFC Offensive)

- Johnny Meads, LB, Week 7  
(AFC Defensive)

- Warren Moon, QB, Week 11  
(AFC Offensive)

- Lorenzo White, RB, Week 12  
(AFC Offensive)

- Warren Moon, QB, Week 15  
(AFC Offensive)

- Cody Carlson, QB, Week 17  
(AFC Offensive)

- 1991 Lamar Lathon, LB, Week 2  
(AFC Defensive)

- Ernest Givins, WR, Week 6  
(AFC Offensive)

- Haywood Jeffires, WR, Week 7  
(AFC Offensive)

- Warren Moon, QB, Week 12  
(AFC Offensive)

- Ray Childress, DT, Week 15  
(AFC Defensive)

- William Fuller, DE, Week 16  
(AFC Defensive)

- 1992 Cody Carlson, QB, Week 13  
(AFC Offensive)

- Lorenzo White, RB, Week 16  
(AFC Offensive)

- Ray Childress, DT, Week 17  
(AFC Defensive)

- 1993 Marcus Robertson, S, Week 2  
(AFC Defensive)

- Greg Montgomery, P, Week 7  
(AFC Special Teams)

- Warren Moon, QB, Week 8  
(AFC Offensive)

- Gary Brown, RB, Week 11  
(AFC Offensive)

- Marcus Robertson, S, Week 12  
(AFC Defensive)

- William Fuller, DE, Week 13  
(AFC Defensive)

- Steve Jackson, CB, Week 14  
(AFC Defensive)

- Gary Brown, RB, Week 16  
(AFC Offensive)

- Blaine Bishop, S, Week 17  
(AFC Defensive)

- Ray Childress, DT, Week 18  
(AFC Defensive)

- 1995 Chris Chandler, QB, Week 4  
(AFC Offensive)

- John Henry Mills, LB, Week 4  
(AFC Special Teams)

- Cris Dishman, CB, Week 9  
(AFC Defensive)

- 1996 Eddie George, RB, Week 2  
(AFC Offensive)

- Mel Gray, KR, Week 6  
(AFC Defensive)

- 1997 Eddie George, RB, Week 1  
(AFC Offensive)

- M. Robertson, FS, Wk. 14  
(AFC Defensive)
- 1998 Blaine Bishop, SS, Week 6  
(AFC Defensive)
- Mike Archie, RB, Week 7  
(AFC Special Teams)
- Eddie George, RB, Week 10  
(AFC Offensive)
- Craig Hentrich, P, Week 10  
(AFC Special Teams)
- 1999 Al Del Greco, K, Div. playoff  
(AFC Special Teams)
- Steve McNair, QB, Week 8, 16,  
AFC Champ.  
(AFC Offensive)
- Derrick Mason, WR/KR,  
Week 12, AFC Champ.  
(AFC Special Teams)
- Eddie Robinson, LB, Week 14  
(AFC Defensive)
- Kevin Dyson, Frank Wycheck,  
Wildcard Game  
(AFC Special Teams)
- 2000 Derrick Mason, KR/PR, Week 4  
(AFC Special Teams)
- Randall Godfrey, LB, Week 8, 17  
(AFC Defensive)
- Samari Rolle, CB, Week 9  
(AFC Defensive)
- Al Del Greco, K, Week 14  
(AFC Special Teams)
- Eddie Robinson, LB, Week 14  
(AFC Defensive)
- Eddie George, RB, Week 16  
(AFC Offensive)
- 2001 Joe Nedney, K, Week 5  
(AFC Special Teams)
- Joe Nedney, K, Week 6  
(AFC Special Teams)
- Steve McNair, QB, Week 8  
(AFC Offensive)
- Derrick Mason, WR, Week 10  
(AFC Special Teams)
- Steve McNair, QB, Week 12  
(AFC Offensive)
- 2002 Carlos Hall, DE, Week 1  
(AFC Defensive)
- Steve McNair, QB, Week 9  
(AFC Offensive)
- Frank Wycheck, TE, AFC  
Div. Playoff  
(NFL Offensive)
- 2003 Craig Hentrich, P, Week 1  
(AFC Special Teams)
- Rocky Boiman, LB, Week 4  
(AFC Defensive)
- Jevon Kearse, DE, Week 7  
(AFC Defensive)
- Justin McCareins, WR, Week 12  
(AFC Special Teams)
- Craig Hentrich, P, Week 16  
(AFC Special Teams)
- Gary Anderson, K, Week 17  
(AFC Special Teams)
- Gary Anderson, K, AFC  
Wild Card  
(AFC Special Teams)
- 2004 Chris Brown, RB, Week 5  
(AFC Offensive)
- 2005 Pacman Jones, CB, Week 14  
(AFC Special Teams)
- 2006 Vince Young, QB, Week 16  
(AFC Offensive)
- Casey Cramer, TE, Week 6  
(AFC Special Teams)
- Rob Bironas, K, Week 13

- (AFC Special Teams)
- 2007 Chris Brown, RB, Week 1  
(AFC Offensive)
- Keith Bulluck, LB, Week 3  
(AFC Defensive)
- Kyle Vanden Bosch, DE, Week 16  
(AFC Defensive)
- Rob Bironas, K, Week 7  
(AFC Special Teams)
- Rob Bironas, K, Week 17  
(AFC Special Teams)

**NFL.COM ALL-HEART PLAY-  
ER OF THE WEEK**


- 2000 Eddie George, RB, Week 6  
Bruce Matthews, G, Week 7

**NFL PLAYER OF THE MONTH**

- 1988 Drew Hill, WR, September  
(AFC Offensive)
- 1990 Warren Moon, QB, November  
(AFC Offensive)
- 1991 Cris Dishman, CB, October  
(AFC Defensive)
- 1992 Lorenzo White, RB, December  
(AFC Offensive)
- 1993 Gary Brown, RB, November  
(AFC Offensive)
- Al Del Greco, K, November  
(AFC Special Teams)
- Cris Dishman, CB, December  
(AFC Defensive)
- 1996 Al Del Greco, K, October  
(AFC Special Teams)
- 1998 Craig Hentrich, P, November  
(AFC Special Teams)
- 1999 Jevon Kearse, DE, December  
(AFC Defensive)
- 2000 Derrick Mason, KR/PR, October  
(AFC Special Teams)
- 2002 Steve McNair, QB, December  
(AFC Offensive)
- 2003 Steve McNair, QB, October  
(AFC Offensive)
- 2007 Rob Bironas, K, October  
(AFC Special Teams)

**FEDEX GROUND PLAYER OF  
THE WEEK**

- 2004 Chris Brown, RB, Week 5  
2007 Chris Brown, RB, Week 1



Chris Brown

**NFL ROOKIE OF THE  
MONTH**

- 1996 Eddie George, RB, Sept.  
1999 Jevon Kearse, DE, Sept., Nov, Dec.

**AFC OFFENSIVE  
ROOKIE OF THE YEAR**

- 1996 Eddie George, RB (PF, FD, CP)  
2006 Vince Young, QB (AR, PF, WA)

**AFC DEFENSIVE  
ROOKIE OF THE YEAR**

- 1999 Jevon Kearse, DE  
(AP,PF,W,FN,CPF,W)



Jevon Kearse

- AFL ALL-ROOKIE**  
1967 George Webster, LB

**NFL ALL-ROOKIE**

- 1972 Guy Murock, C  
1973 Gregg Bingham, LB  
John Matuszak, DT  
1975 Robert Brazile, LB  
1977 Rob Carpenter, RB  
Bill Currier, DB  
George Reihner, G  
1978 Earl Campbell, RB  
1979 Jesse Baker, DT  
Vernon Perry, S  
1980 Carl Roaches, KR  
1983 Steve Brown, CB  
Bruce Matthews, T  
Harvey Salem, T  
Brian Sochia, DT  
1984 Warren Moon, QB  
Dean Steinkuhler, T  
1985 Ray Childress, DT  
1986 Ernest Givins, WR  
1989 Bubba McDowell, S  
1991 John Flannery, C  
1992 Eddie Robinson, LB  
1993 Brad Hopkins, T  
1995 Chris Sanders, WR  
Gary Walker, DT  
1996 Eddie George, RB  
1997 Kenny Holmes, DE  
1998 Kevin Long, C  
1999 Jevon Kearse, DE  
John Thornton, DT  
2002 Carlos Hall, DE  
2004 Jacob Bell, G  
2005 Pacman Jones, CB/PR/KR  
2006 Vince Young, QB

**PRO BOWL PLAYER OF THE GAME**

- 1976 Billy Johnson, PR

**NFL 75th ANNIVERSARY TEAM**

- Ken Houston, S  
Billy Johnson, PR

**NFL ALL-DECADE TEAM**

- 1970's Ken Houston, S  
1980's Billy Johnson, PR

**NFL ALUMNI**

- 1999 Jevon Kearse, DE  
(Pass Rusher of the Year)  
2000 Bruce Matthews, G  
(Offensive Lineman of the Year)

Front Office

Coaching Staff

Players

Rookies

2007 Season

Records

History

Playoff History

Sidelines



QUARTERBACK/  
KICKER

# GEORGE BLANDA



16

HEIGHT .....6'2"  
WEIGHT .....215 LBS.  
BORN .....9.27.27  
COLLEGE .....KENTUCKY  
HOMETOWN.....YOUNGWOOD, PA

NFL SEASONS .....26  
WITH OILERS .....7  
YEARS WITH OILERS.....1960-66  
CAREER GP .....340  
HALL OF FAME INDUCTION .....1981

George Blanda, who came out of retirement with the emergence of the American Football League in 1960, was the offensive catalyst for the explosive Oiler squads of the early 1960s. He played quarterback and handled the placekicking chores in Columbia blue for seven of his NFL-record 26 seasons in the league. Blanda was the team's leading passer and scorer in each of those seven seasons and still owns franchise records for most extra points (299), most touchdown

passes in a season (36) and most touchdown passes in a game (7). He is also second in points scored with 596. The 36 scoring tosses stood as an NFL record for an astounding 23 years. Blanda's NFL career records included most games (340), most points (2,002) and most extra points (943). He also passed for 236 touchdowns. But, perhaps most importantly to Oilers fans, Blanda captained the Oilers to two consecutive



AFL titles in 1960 and 1961, earning AFL Player of the Year honors in 1961. Blanda's career was divided into three distinct parts, 10 years with the Chicago Bears, seven seasons with the Houston Oilers

and nine years with the Oakland Raiders. In 1970, he became the oldest quarterback to play in a title game. He was just a month shy of his 49th birthday when he retired before the 1976 season.

## BLANDA'S CAREER STATISTICS

Year	Team	G	Passing						Rushing			
			Att.	Com.	Yds.	TD	INT	Rating	No.	Yds.	Avg.	TD
1949-58	Chicago	116	988	445	5,936	48	70	51.3	91	312	3.4	5
1960-66	Houston	98	2,784	1,347	19,149	165	189	73.8	41	28	-0.6	4
1967-75	Oakland	126	235	119	1,835	23	18	69.4	3	4	1.3	0
<b>Totals</b>		<b>340</b>	<b>4,007</b>	<b>1,911</b>	<b>26,920</b>	<b>236</b>	<b>277</b>	<b>60.6</b>	<b>135</b>	<b>344</b>	<b>2.5</b>	<b>9</b>

Year	Team	G	Kicking					Pts
			FGs	FGA	Pct.	PATs		
1949-58	Chicago	116	82	201	40.8	247	541	
1960-66	Houston	98	91	187	48.6	301	598	
1967-75	Oakland	126	162	249	65.1	395	863	
<b>Totals</b>		<b>340</b>	<b>335</b>	<b>637</b>	<b>52.6</b>	<b>943</b>	<b>2,002</b>	



SAFETY

# KEN HOUSTON



HEIGHT .....6'3"  
 WEIGHT .....197 LBS.  
 BORN.....11.12.44  
 COLLEGE.....PRAIRIE VIEW A&M  
 HOMETOWN.....LUFKIN, TEXAS

NFL SEASONS .....14  
 WITH OILERS .....6  
 YEARS WITH OILERS .....1967-72  
 CAREER GP .....196  
 HALL OF FAME INDUCTION .....1986

Considered one of the best safeties in football history, Ken Houston picked off 49 passes (898 yards), recovered 21 fumbles and scored 12 touchdowns over his 14-season NFL career, earning Pro Bowl honors 12 consecutive times (1968-69 AFL, 1970-79 NFL). Houston returned an NFL-record nine interceptions for a touchdown in his six seasons as an Oiler. Four of those scores came in 1971, tying an NFL record. He returned two in one game against San Diego in the 1971 season finale, which also ties an NFL mark. His other three touchdowns came on a punt return, a fumble return and a

blocked field goal return. Houston also holds the Oilers record for most career interception return yards with 650. With a long, fluid stride, Houston had excellent speed and quickness. His 6-3, 197-pound frame made him an ideal pass defender. Yet his lean, muscular body helped him to become a punishing tackler. Originally a ninth-round draft choice out of Prairie View A&M, Houston earned a starter's role by the third game of his rookie season. Two weeks



later in a game against the New York Jets, he scored two touchdowns, one on a 71-yard blocked field goal attempt, and the other on a 43-yard interception return. After excelling for six years with the Oilers, Ken was traded to the Redskins for five veteran players in 1973. The Redskins once referred to Houston as "pro football's most underrated superstar," but his

capabilities were widely recognized. He won all-league acclaim with the Oilers in 1969 and 1971, and then was either All-Pro or All-NFC with the Redskins every year from 1973 to 1979. He was selected for either the AFL All-Star game or the AFC-NFC Pro Bowl 12 straight seasons from 1968 through 1979. He played in 183 consecutive games before suffering a broken arm against the New York Giants Nov. 25, 1979.

### HOUSTON'S CAREER STATISTICS

Year	Team	G	INT	Yds	Avg.	TD	FR	TD
1967-72	Houston	84	25	650	26.0	9	11	1
1973-80	Washington	112	24	248	10.3	0	10	0
<b>Totals</b>		<b>196</b>	<b>49</b>	<b>898</b>	<b>18.3</b>	<b>9</b>	<b>21</b>	<b>1</b>

Additional Career Statistics: Punt Returns: 51-333, 1 TD; Kickoff Returns: 3-80

Front Office

Coaching Staff

Players

Rookies

2007 Season

Records

History

Playoff History

Sidelines



**RUNNING BACK**

**EARL CAMPBELL**



HEIGHT .....5'11"  
 WEIGHT .....232 LBS.  
 BORN .....3.29.55  
 COLLEGE.....TEXAS  
 HOMETOWN .....TYLER, TEXAS

NFL SEASONS .....8  
 WITH OILERS .....7  
 YEARS WITH OILERS .....1978-84  
 CAREER GP .....115  
 HALL OF FAME INDUCTION.....1991

**E**arl Campbell, a 5-11, 232-pound ball-carrying dynamo from the University of Texas, joined the Houston Oilers as the first player taken in the 1978 National Football League Draft. The first player to earn All-Southwest Conference honors four years, Campbell was a consensus All-America and the Heisman Trophy winner in 1977. Campbell took the NFL by storm from the outset. In 1978, he was named the NFL's Most Valuable Player, All-Pro, and Rookie of the Year. He won the league rushing championship with a club-record 1,450 yards and was named to the AFC Pro Bowl squad. It was more of the same the next two years with NFL rushing titles, MVP honors, and consensus All-Pro acclaim each season. He followed his rookie campaign with 1,697 yards in 1979, but his finest year came in 1980

when he rushed for 1,934 yards, which at the time was second only to O. J. Simpson's 2,003 yards gained in 1973. That year, Campbell gained over 200 yards in four games. In 1981, he won his fourth straight AFC rushing title with 1,376 yards. A sensational runner, Campbell was picked for the Pro Bowl five of his first six NFL seasons (1978-81, 1983). In his eight-year career, which finished in New Orleans, Campbell rushed 2,187 times for 9,407 yards, and 74 touchdowns, retiring as the NFL's seventh all-time leading rusher. He also gained 806 yards on 121 receptions to bring his career combined net yards total to 10,213. He set Oilers records for most career yards (8,574), most career attempts (1,979), most touchdown runs (73) and most consecutive games with a rushing touchdown (5). His most famous performance came in a Monday night game against Miami in his rookie season. That night, he rushed for 199



yards and four touchdowns to lead the Oilers to a spectacular 35-30 victory. In spite of the constant pounding he took from opposing defenders, Earl missed only six games out of 115 because of injuries. Midway into his seventh season, he was traded by the Oilers to the New Orleans Saints for a first-round draft pick. He played a season and a half with the Saints before retiring after the 1985 campaign. Campbell is one of just four people officially designated a Texas Legend by the Texas State Legislature. The others are Davy Crockett, Sam Houston and Stephen F. Austin. Campbell was the only designee of the 20th century.



**CAMPBELL'S CAREER STATISTICS**

Years	Team	Rushing					Receiving				
		G	Att.	Yds.	Avg.	TD	Rec.	Yds.	Avg.	LG	TD
1978-84	Houston	91	1,979	8,574	4.3	73	115	718	6.2	66	0
1984-85	N.O.	24	208	833	4.0	1	6	88	14.7	39	0
<b>Totals</b>		<b>115</b>	<b>2,187</b>	<b>9,407</b>	<b>4.3</b>	<b>74</b>	<b>121</b>	<b>806</b>	<b>6.7</b>	<b>66</b>	<b>0</b>

**Additional Career Statistics:** Passing: 3-1-57, 1 TD, 1 INT



WIDE RECEIVER

CHARLIE

# JOINER



18

HEIGHT .....5'11"  
 WEIGHT .....188 LBS.  
 BORN .....10.14.47  
 COLLEGE .....GRAMBLING  
 HOMETOWN.....MANY, LOUISIANA

NFL SEASONS .....18  
 WITH OILERS .....4  
 YEARS WITH OILERS .....1969-72  
 CAREER GP .....239  
 HALL OF FAME INDUCTION .....1996

Charlie Joiner played 18 seasons in the NFL, including his first four with the Houston Oilers. One of the league's most prolific receivers, he amassed 750 career receptions for 12,146 yards and 65 touchdowns, ranking as the league's leading receiver of all-time when he retired at the age of 39 in 1986. His 18 seasons played were longer than any other wide receiver in history at the time of his retirement. The Oilers originally targeted Joiner for the defensive backfield when they picked the 5-11, 180-pounder from Grambling in the fourth round of the 1969 AFL-NFL Draft. Joiner played briefly on defense and the kickoff return team but soon became established as a premier pass catcher. Joiner caught 82 of his 750 career passes as an Oiler, totaling 1,480 yards and 12 touchdowns. He paced the squad with 681 yards and seven touchdown grabs in

1971. In his fourth season in 1972, Houston sent him to the Cincinnati Bengals in a four-player swap. Four years later in 1976, he was traded to San Diego. With the Chargers, Joiner blossomed into super-stardom. He and quarterback Dan Fouts formed a lethal pass-catch team that accounted for the preponderance of his 586 receptions as a Charger. During his 11 years in San Diego, Joiner caught 50 or more passes seven times and had 70 or more receptions three seasons. Injuries cut into his playing time at the beginning, but in a 193-game span over his final 13 seasons, Joiner missed only one game. He was an All-NFL pick in 1980 and a Pro Bowl choice three times. In the 1980 AFC title game, he led the Chargers with six receptions for 130 yards and two touchdowns.

Blessed with excellent speed and tantalizing moves, Joiner averaged 16.2

yards per catch and accounted for 12,146 yards and 65 touchdowns. When he was inducted into the Pro Football Hall of Fame in 1996, Joiner ranked fifth in receptions and sixth in receiving yardage on the NFL's all-time list. Joiner was once described by San Francisco 49ers coaching great Bill Walsh as "the most intelligent, the smartest, the most calculating receiver the game has ever known."



### JOINER'S CAREER STATISTICS

Years	Team	Receiving				
		G	Rec.	Yds.	Avg.	TD
1969-72	Houston	48	106	1919	18.1	14
1972-75	Cincinnati	39	82	1463	17.8	6
1976-86	San Diego	152	562	8764	15.6	45
<b>Totals</b>		<b>239</b>	<b>750</b>	<b>12,146</b>	<b>16.2</b>	<b>65</b>

Additional Career Statistics: Passing 1-0;  
 Rushing 8-22; Kickoff Returns 10-94

Front Office

Coaching Staff

Players

Rookies

2007 Season

Records

History

Playoff History

Sidelines

Front Office  
Coaching Staff  
Players  
Rookies  
2007 Season  
Records  
History  
Playoff History  
Sidelines



GUARD

MIKE **MUNCHAK**



HEIGHT .....	6'3"	NFL SEASONS .....	12
WEIGHT .....	281 LBS.	WITH OILERS .....	12
BORN .....	3.5.60	YEARS WITH OILERS .....	1982-93
COLLEGE .....	PENN STATE	CAREER GP .....	159
HOMETOWN .....	SCRANTON, PA	HALL OF FAME INDUCTION .....	2001

**M**ike Munchak was the eighth player overall and the first offensive lineman chosen in the 1982 National Football League draft. Selected by the Oilers, the former Penn State standout was an immediate success with the Houston club, earning the starting left guard spot in his first training camp. The 6-3, 281-pound lineman wasted little time establishing himself as one of the premier guards in the NFL. In 1984, in just his third year in the league, he was named to the first of seven All-AFC teams. That same year he received the first of nine Pro Bowl invitations. Not coincidentally, the Oilers' on-the-field successes increased as Munchak's development and experience increased. From their dismal 1-8 record in the strike-shortened 1982 season, the Oilers improved nearly every year

that Munchak played. Along the way, the team advanced to the playoffs seven consecutive years (1987-1993) and captured the 1991 and 1993 AFC Central Divisional crowns. Munchak was a devastating blocker and considered the key to an offensive line that kept the Oilers at or near the top of the NFL's offensive statistical categories. In 1988 he led the Oilers' offensive line that gave up just 24 quarterback sacks which was third in the NFL. It was also the fewest sacks allowed by the team in 10 seasons. The following season the offensive line held opponents to no sacks in six games. In 1991, the Oilers offensive line finished second



in the AFC and fourth in the NFL in the fewest quarterback sacks allowed. Behind the Munchak-led line, Houston led the NFL in total offense in 1990 and passing offense in 1990 and 1991. The Oilers finished second in points scored in 1990 and

second in total offense in 1991. Equally effective as a run blocker, Munchak led the Oilers offensive charge in 1993 as the team finished fourth in the NFL in both average gain per rushing play (4.4) and average gain per offensive play (5.3). Although he suffered from chronic knee problems, Munchak played in 159 regular season games. His 12 seasons with the Oilers tied him for second longest in the franchise's history at the time of his retirement. He became the first player inducted into the Hall of Fame who played his entire career with the Oilers. Long-time teammate Bruce Matthews presented Munchak for induction.

**MUNCHAK'S CAREER STATISTICS**

Years: 1982-93; Team: Houston Oilers; Games Played: 159; Additional Statistics: 1 TD (fumble recovery)



DEFENSIVE END

ELVIN **BETHEA**



HEIGHT .....6'2"  
 WEIGHT .....260 LBS.  
 BORN .....3.1.46  
 COLLEGE .....NORTH CAROLINA A&T  
 HOMETOWN .....TRENTON, NEW JERSEY

NFL SEASONS .....16  
 WITH OILERS .....16  
 YEARS WITH OILERS .....1968-83  
 CAREER GP .....210  
 HALL OF FAME INDUCTION .....2003

Defensive end Elvin Bethea, an eight-time Pro Bowl selection who played in 210 games during his outstanding career with the Houston Oilers, was named to the five-man class of the 2003 Pro Football Hall of Fame that included running back Marcus Allen, guard Joe DeLamielleure, wide receiver James Lofton, and coach Hank Stram. A third-round draft pick in 1968 (77th player overall) Bethea played in 210 games over 16 seasons, never missing a game until breaking his arm on Nov. 13, 1977. He was considered a "steal" in a draft class that produced three future Hall of

Fame players in Larry Csonka, Art Shell, and Ron Yary. When he retired, he held three team records relating to career service: most seasons (16), most career regular season games played (210), and most consecutive regular season games played (135). Having led the team in sacks in six seasons, Bethea's unofficial 105-career sack total still ranks first in franchise history, including his team-best 16 sacks in 1972. He recorded four sacks and a fumble recovery in his best single game performance vs. San Diego in



1976. He played in eight playoff games and posted 691 career tackles. Bethea also played in eight Pro Bowls (1970, 1972-1976, 1979, 1980) and earned All-Pro second-team honors in 1973, 1975, 1978, and 1979. More than just a pass rusher, Bethea was also effective against the run. Even though 1974 was the first year such statistics were compiled by the Oilers, his 691-career tackles, are still among the best in franchise history, even excluding the first six years of his career. "When people ask me

who the best guy I ever played against was I always tell them Elvin Bethea and Lyle Alzado because both of them were complete ballplayers," said Art Shell, Hall of Fame member of the Oakland Raiders. "Elvin was one of the quickest guys I've ever been around. We always had to double-team him. There were times when I was supposed to block him when he would get by me so quick. And then Gene Upshaw was supposed to pick him up and he also got by him so quick that we would get back to the huddle and Upshaw would say, 'did you see that?' and I'd say, 'yeah, I saw that. He just beat the heck out of me too!' Elvin was just a great player."

**BETHEA'S CAREER STATISTICS**

Years	Team	GP	Tackles	Sacks	FR	INT	Yds	TD
1968-83	Houston	210	691	105	16	0	0	1
<b>Totals</b>		<b>210</b>	<b>691</b>	<b>105</b>	<b>16</b>	<b>0</b>	<b>0</b>	<b>1</b>

Additional Career Statistics: Safeties 2, Fumble Return for TD 1

Front Office

Coaching Staff

Players

Rookies

2007 Season

Records

History

Playoff History

Sidelines



Front Office

Coaching Staff

Players

Rookies

2007 Season

Records

History

Playoff History

Sidelines



QUARTERBACK

WARREN MOON



HEIGHT .....6'3"  
 WEIGHT .....272 LBS.  
 BORN.....11.18.56  
 COLLEGE .....WASHINGTON  
 HOMETOWN .....LOS ANGELES, CA

NFL SEASONS .....17  
 WITH OILERS .....10  
 YEARS WITH OILERS.....1984-1993  
 CAREER GP .....208  
 HALL OF FAME INDUCTION.....2006

Warren Moon, the fourth leading passer in NFL history, was inducted into the 2006 class of the Pro Football Hall of Fame. Moon played 10 years (1984-93) with the Oilers/Titans organization and holds the franchise records for passing yards (33,685) and touchdowns (196), while leading the Oilers to seven consecutive playoff appearances from 1987-93. During a 17-year NFL career, Moon played for the Houston Oilers, Minnesota Vikings, Seattle Seahawks and Kansas City Chiefs and amassed 49,325 passing yards, 291 touchdowns and 102 wins. He earned nine Pro Bowl invitations (tied for the most by a quarterback with John Elway and Dan Marino), posted nine 3,000 yard seasons, 49 300-yard games and led his team to nine playoff appearances. His eight consecutive playoff berths matched a feat accomplished by Terry Bradshaw and Joe Montana. At the time of his retirement, he held the single-season passing yardage record for three different franchises: Oilers (4,367 in 1991),

Vikings (4,364 in 1994) and Seahawks (3,678 in 1997). Moon tallied many accomplishments during his Oiler career. His finest season came in 1990, throwing for 4,689 yards (363 for 584) and 33 touchdowns in only 15 games. He earned AP NFL Offensive Player of the Year for his efforts and his third of nine Pro Bowl invitations. Against Kansas City in 1990, Moon threw for 527 yards, which ranks as the second highest single-game total in NFL history (Norm Van Brocklin, 554 yards in 1951). In 1991, he surpassed the previous season's yardage total with 4,690 yards and became just the third player (Marino, Fouts) in NFL history to produce consecutive 4,000 yard passing seasons. Moon joined the Oilers and the NFL in 1984, after six seasons in the Canadian Football League, where he led his team to five Grey Cups (League Champions). In the CFL,



Moon threw for 21,228 yards and 144 touchdowns. Moon was driven to play in the CFL after drawing little interest from the NFL as a starting quarterback following his senior season at the University of Washington. Moon became the first African-American quarterback to be inducted into the Pro Football Hall of Fame and his legacy as a minority quarterback cannot be underestimated. At the time of his arrival in the NFL only two black quarterbacks had been significant starters for their NFL teams (Shack Harris, Rams; Doug Williams, Tampa Bay).

**MOON'S CAREER STATISTICS**

Year	Team	G	Att.	Passing					Rating	Rushing			
				Com.	Yds.	TD	INT	No.		Yds.	Avg.	TD	
1978-83	Edmonton	96	2,382	1,369	21,228	144	77	93.8	330	1,700	5.2	16	
1984-1993	Houston	141	4,546	2,632	33,685	196	166	80.3	439	1,461	3.3	21	
1994-96	Minnesota	39	1,454	882	10,102	58	42	80.0	69	143	2.1	0	
1997-98	Seattle	25	786	458	5,310	36	24	80.2	33	50	1.5	1	
1999-00	Kansas City	3	37	16	228	1	1	59.8	2	2	1	0	
<b>CFL Totals</b>		<b>96</b>	<b>2,382</b>	<b>1,369</b>	<b>21,228</b>	<b>144</b>	<b>77</b>	<b>93.8</b>	<b>330</b>	<b>1,700</b>	<b>5.2</b>	<b>16</b>	
<b>NFL Totals</b>		<b>208</b>	<b>6,823</b>	<b>3,988</b>	<b>49,325</b>	<b>291</b>	<b>233</b>	<b>80.9</b>	<b>543</b>	<b>1,736</b>	<b>3.2</b>	<b>22</b>	
<b>Career Totals</b>		<b>304</b>	<b>9,205</b>	<b>4,157</b>	<b>70,553</b>	<b>435</b>	<b>310</b>	<b>87.4</b>	<b>873</b>	<b>3,436</b>	<b>4.2</b>	<b>38</b>	



GUARD/TACKLE/CENTER

# BRUCE MATTHEWS



HEIGHT .....6'5"  
 WEIGHT .....305 LBS.  
 BORN .....8.8.61  
 COLLEGE .....SOUTHERN CALIFORNIA  
 HOMETOWN .....ARCADIA, CA

NFL SEASONS .....19  
 WITH OILERS/TITANS .....19  
 YEARS WITH OILERS/TITANS ...1983-2001  
 CAREER GP/GS .....296/292  
 HALL OF FAME INDUCTION .....2007

Arguably one of the best offensive linemen to ever play the game, Bruce Matthews became the first Tennessee Titan to be inducted into the Pro Football Hall of Fame. At the time of his retirement, Matthews played in more NFL games (296) than any non-kicker in the league's history. Longevity and durability were his hallmarks, but that coupled with his unparalleled play, earning a league record 14 consecutive Pro Bowl (9 at guard and 6 at center) selections (tied with Merlin Olsen) and seven times named AP All-Pro, made him one of the all-time greats. He rose to the challenges presented to him in starting at every position on the offensive line during his NFL career (87 C, 99 LG, 67 RG, 22 RT, 17 LT). He becomes the first Hall of Fame offensive lineman to play significant time at all five offensive line positions. A constant for the Oilers/Titans franchise, Matthews started in a team record 229 consecutive games (streak started at Indianapolis, Nov. 29, 1987) and never missed a game because of injury. His 19 seasons also are a team record and he ranks second in NFL history for

years with one team behind Jackie Slater, who spent 20 seasons with the Rams. Matthews and G Randall McDaniel (Vikings) were the only two NFL players to play in every game during the decade of the 90's. Matthews was a part of nearly one-half of the franchise's first 42-years of history and helped the team win 146 games, make the playoffs nine times, earn the only three AFC Central titles in team history, earn an AFC Championship and the franchise's only Super Bowl appearance. He blocked for 15 quarterbacks and 27 running backs, including five different 1,000-yard rushers (Earl Campbell, Mike Rozier, Lorenzo White, Gary Brown and Eddie George). During his career, he played in offenses that produced nine 1,000-yard rushing seasons and eight 3,000-yard passers. Additionally, he played in 42 different stadiums during his NFL career. During his career, Matthews blocked on a line that helped produce 65 100-yard rushing performances and 48 300-yard passing performances. Originally drafted by the Houston Oilers in the first round (ninth overall) of the 1983 NFL Draft,



Matthews earned All-America honors at the University of Southern California. Matthews and his brother, Clay, each played 19 NFL seasons and the duo set an NFL record for games played by a pair of brothers with 574 games. Clay Matthews played in 278 games during his NFL career. Matthews had his number 74 jersey retired by the team and was inducted into the organization's Hall of Fame during a December, 2002 ceremony. Matthews joined a 2007 Hall of Fame class that included Dallas Cowboys WR Michael Irvin, Buffalo Bills RB Thurman Thomas, Detroit Lions TE Charlie Sanders, Cleveland Browns G Gene Hickerson, and St. Louis CB Roger Wehrli.

## MATTHEWS' CAREER STATISTICS

**Games Played/Started:** Games/Starts (Playoffs): 1983: 16/15, 1984: 16/16, 1985: 16/16, 1986: 16/16, 1987: 8/5 (2/2), 1988: 16/16 (2/2), 1989: 16/16 (1/1), 1990: 16/16 (1/1), 1991: 16/16 (2/2), 1992: 16/16 (1/1), 1993: 16/16 (1/1), 1994: 16/16, 1995: 16/16, 1996: 16/16, 1997: 16/16, 1998: 16/16, 1999: 16/16 (4/4), 2000: 16/16 (1/1), 2001: 16/16 Totals: 296/292 (15/15).

**Starts Breakdown by Position:** 1983, RG 15; 1984, C 9, RG 1, RT 6; 1985, RT 16; 1986, LT 16; 1987, RG 5; 1988, RG 16; 1989, RG 15, C 1; 1990, RG 15, C 1; 1991, C 16; 1992, C 16; 1993, C 16; 1994, C 15, LT 1; 1995, LG 16; 1996, LG 16; 1997, LG 16; 1998, LG 16; 1999, LG 12, C 4; 2000, LG 16; 2001, LG 7, C 9; **Totals:** 87 C, 99 LG, 67 RG, 22 RT, 17 LT.

Front Office  
 Coaching Staff  
 Players  
 Rookies  
 2007 Season  
 Records  
 History  
 Playoff History  
 Sidelines

In the 48-year history of the Oilers/Titans franchise, only six players have had the distinction of having their jersey number retired — **Jim Norton** (No. 43), **Elvin Bethea** (No. 65), **Earl Campbell** (No. 34), **Mike Munchak** (No. 63), **Bruce Matthews** (No. 74), and **Warren Moon** (No. 1).

43

**Norton** played nine seasons for the Oilers (1960-68) as a safety and as a punter, establishing team records at both positions. As a rookie from the University of Idaho, Norton was a member of the Oilers' 1960 AFL Championship team. A four-time league all-star, he holds the club record for most interceptions in a career with 45. Also an accomplished punter, Norton is tops in club history with 519 career punts for a 42.3-yard career average and a long kick of 79 yards (11/22/64 vs. Kansas City).

65

**Bethea** joined the Oilers in 1968 after an outstanding career at North Carolina A&T. He started at defensive end in the 1968 season opener and didn't miss a game until breaking his arm in November 1977. That streak of 135 consecutive games played stands third in team history. An eight-time Pro Bowler (1970, 1972-76, 1978-80), Bethea ranks second for most seasons played (16, 1968-83), while his 210 games played (1968-83) also stands second behind Bruce Matthews. Bethea led the team in sacks six times, including a career-best mark of 17 in 1973. The Oilers honored him with an "Elvin Bethea Appreciation Night" on Aug. 4, 1983. He became the sixth player in franchise history to be inducted into the Pro Football Hall of Fame on Aug. 3, 2003.

34

**Campbell**, the franchise's second leading rusher and a member of the Pro Football Hall of Fame, was honored by having his number retired at ceremonies on Aug. 13, 1987. He set a single-season club record with a league-leading 1,450 yards his rookie season. Campbell followed that performance with 1,697 yards in 1979 and an astounding 1,934 yards in 1980. Both those totals led the NFL and the latter was second only to O.J. Simpson's 2,003 yards in 1973. Campbell was selected to five Pro Bowls (1978-81, 1983) and retired as the NFL's seventh all-time leading rusher (9,407). He ranks second in franchise history in career rushing yards (8,574) and attempts (1,979), first in touchdown runs (73) and first in most consecutive games with a rushing touchdown (5).

63

**Munchak** joined the Oilers as a first-round draft pick in 1982 out of Penn State. He was the first offensive lineman selected in the draft and the eighth overall selection. Munchak won the starting left guard position as a rookie and went on to play in 12 campaigns (1982-93) and 159 games (156 starts) for the Oilers. He is tied for third on the team's all-time list for seasons played and ranks fifth in games played. Munchak became a fixture on an offensive line that helped the Oilers to seven consecutive playoff appearances (1987-93). One of the premier guards in the National Football League, Munchak was selected to NFL's "Team of the Decade" for the 1980s and was chosen in 1989 to Oilers' 30th Anniversary "Dream Team." He ranks second in club annals with nine Pro Bowl selections, seven as a starter. Munchak announced his retirement on July 21, 1994, and on the same day, K.S. "Bud" Adams, Jr., announced that jersey No. 63 would be retired on "Mike Munchak Appreciation Day" on Nov. 6, 1994.

74

**Matthews** played in more games (296) than any non-kicker in NFL history. Longevity and durability were his hallmark. And that, coupled with his unparalleled play, in which he tied a league record with 14 Pro Bowl selections (tied with Merlin Olsen) and earned All-Pro honors six times, made him one of the all-time greats. He rose to the challenges presented to him in playing every position on the offensive line during his NFL career (87 at center, 99 at left guard, 67 at right guard, 22 at right tackle, and 17 at left tackle). His number was retired during a halftime ceremony in Nashville on Dec. 8, 2002.

1

**Moon**, the fourth leading passer in NFL history, played 10 years (1984-93) with the organization and holds the franchise records for passing yards (33,685) and touchdowns (196), while leading the Oilers to seven consecutive playoff appearances from 1987-93. Moon's finest season came in 1990, throwing for 4,689 yards (363-for-584) and 33 touchdowns in only 15 games and becoming the third player in NFL history to produce consecutive 4,000-yard passing seasons. He earned AP NFL Offensive Player of the Year for his efforts and his third Pro Bowl berth. His jersey was retired in a halftime ceremony in Nashville on Oct. 1, 2006.

# TITANS/OILERS HALL OF FAME

In recognition of the 40th season of the Houston Oilers/Tennessee Titans organization, team owner K.S. "Bud" Adams, Jr. created an official team Hall of Fame, featuring players and staff from the past, while creating a special place for Titans stars of the future to be recognized. To date, nine individuals have been named to the franchise's Hall of Fame.



<u>NAME</u>	<u>POSITION</u>	<u>YEARS WITH FRANCHISE</u>	<u>INDUCTED</u>
Elvin Bethea	Defensive End	1968-83	Dec. 9, 1999
George Blanda	Quarterback/Kicker	1960-66	Dec. 9, 1999
Earl Campbell	Running Back	1978-84	Dec. 9, 1999
Mike Holovak	General Manager	1989-93	Dec. 9, 1999
Ken Houston	Safety	1967-72	Dec. 9, 1999
Bruce Matthews	Offensive Lineman	1983-2002	Dec. 8, 2002
Warren Moon	Quarterback	1984-93	Oct. 1, 2006
Mike Munchak	Guard	1982-93	Dec. 9, 1999
Jim Norton	Punter	1960-68	Dec. 9, 1999



**Elvin Bethea**



**George Blanda**



**Earl Campbell**



**Mike Holovak**



**Ken Houston**



**Bruce Matthews**



**Warren Moon**



**Mike Munchak**



**Jim Norton**



*Offensive lineman Bruce Matthews is inducted into the Titans/Oilers Hall of Fame on Dec. 8, 2002.*



*Quarterback Warren Moon is inducted into the Titans/Oilers Hall of Fame on Oct. 1, 2006.*

Front Office

Coaching Staff

Players

Rookies

2007 Season

Records

History

Playoff History

Sidelines

# OILERS LOGO HISTORY

The original Oilers helmet, circa 1960, was blue with a white stripe down the middle. The oil derrick logo was also white. Although the derrick itself remained, many subtle changes were made to the helmets over the years. In 1964, two red stripes were added to the white striping on top of the helmet. Two years later, the helmet color was changed to silver with red and blue striping. The derrick, meanwhile, was changed to blue with a red outline and white background. In 1972, the helmet color was switched back to blue with red and white striping, while the derrick was changed to white with a red outline. Three years later, the helmet color was changed to its familiar white with red and blue striping. The derrick was then switched to blue with a red outline. The helmets boasted a gray facemask. In 1981, the facemask was switched to red. In 1997, the Oilers added the Tennessee logo to the back of their helmet upon their relocation to Nashville. In 1999, the franchise unveiled a new logo as the team was renamed the Tennessee Titans.



The original Houston Oilers helmet from 1960-65 was blue with a white stripe down the middle.

Front Office

Coaching Staff

Players

Rookies

2007 Season

Records

History

Playoff History

Sidelines

## Helmet History



1960-1965, 1994  
Throwback Games  
(Red Stripe added in  
1964)



1966-1970



1971  
(Additional silver  
stripe apparent on  
some games; gap  
between the blue and  
red stripe pictured)



1972-1974



1975-1980



1981-1998



JEPPESEN STADIUM — Houston

**Years Played** .....1960-64  
**Record** .....26-11  
**First Game** .....9/18/60 — Oilers 38, Los Angeles Chargers 28 (20,156)  
**Last Game** .....12/20/64 — Oilers 34, Denver 15 (15,839)

**Highlights:** Oilers capture inaugural AFL Championship with a 24-16 win over the San Diego Chargers at Jeppesen Stadium (1/1/61)...Oilers defend that title the following year with a 10-3 win at San Diego...Jeppesen record crowd of 37,981 watches Dallas nip Oilers 20-17 in overtime in the 1962 AFL Championship Game (12/23/62).

RICE STADIUM — Houston

**Years Played** .....1965-67  
**Record** .....11-10  
**First Game** .....9/12/65 — Oilers 27, New York Jets 21 (52,680)  
**Last Game** .....12/16/67 — Oilers 24, San Diego 17 (19,870)

**Highlights:** Oilers wallop Denver 45-7 (9/3/66), setting an AFL record by not allowing a Broncos first down...after four straight losing seasons, Oilers clinch Eastern Division title with 24-17 win over Chargers (12/17/67)...in 1967, Oilers become first team to go from last in the division to first in one season.

ASTRODOME — Houston

**Years Played** .....1968-96  
**Record** .....116-105-2  
**First Game** .....9/9/68 — Kansas City 26, Oilers 21 (45,083)  
**Last Game** .....12/15/96 — Cincinnati 21, Oilers 13 (15,131)

**Highlights:** Astrodome was the first domed stadium in the NFL...Oilers 3-2 in playoff games at Astrodome...Oilers appeared in 16 "Monday Night Football" telecasts, going 10-6...in 1980 season finale against Minnesota (12/21/80), Earl Campbell sets NFL record with his fourth 200-yard rushing game of the season...Campbell finishes with 1,934 yards, then the second-highest total in league history...Oilers set team record for points in a game with 58-14 drubbing of Cleveland (12/9/90)...Oilers beat Steelers 31-6 to win first-ever undisputed AFC Central Division title (12/8/91)...Oilers win club-record 11th consecutive game with 24-0 win over the New York Jets (1/2/94)...three former Oilers — Elvin Bethea (No. 65), Campbell (No. 34) and Mike Munchak (No. 63) — have their numbers retired.

LIBERTY BOWL — Memphis

**Year Played** .....1997  
**Record** .....6-2  
**First Game** .....8/31/97 — Oilers 24, Oakland 21, OT (30,171)  
**Last Game** .....12/21/97 — Oilers 16, Pittsburgh 6 (50,677)

**Highlights:** The Oilers played their first season in Tennessee at the Liberty Bowl in Memphis...Eddie George ties a franchise record with 216 yards rushing as the Tennessee Oilers win their inaugural game in Tennessee, a 24-21 overtime win over Oakland in Memphis...Oilers close out season with 16-6 win over division-winner Pittsburgh.



Front Office

Coaching Staff

Players

Rookies

2007 Season

Records

History

Playoff History

Sidelines

## DUDLEY FIELD (VANDERBILT STADIUM) — Nashville

**Year Played**.....1998  
**Record**.....3-5  
**First Game**.....9/13/98 — San Diego 13, Oilers 7 (41,089)  
**Last Game**.....12/26/98 — Minnesota 26, Oilers 16 (41,121)

**Highlights:** Frank Wycheck catches pass from Steve McNair to score club's first touchdown in Nashville (9/13)...Oilers pummel Cincinnati 44-14 for first win in Nashville (10/18)...Al Del Greco kicks game-winning field goal to secure season sweep of Pittsburgh (11/15).



## LP FIELD — Nashville

**Years Played** . . . . .1999-Present  
**Record** . . . . .45-27 (regular season) 2-1 (playoffs)  
**First Game** . . . . .9/12/99 — Tennessee 36, Cincinnati 35 (65,272)

**Highlights:** The Tennessee Titans have recorded a 47-28 home record, including an undefeated 9-0 home mark in 1999 and a 2-1 playoff record. Adelphia Coliseum, as the stadium was first named, opened its doors in the national spotlight with a preseason victory over the Atlanta Falcons on Aug. 27, 1999, in which country music star Faith Hill sang the National Anthem. Tennessee opened the regular season with a come-from-behind 36-35 victory over Cincinnati. But the most memorable victory of the season came in a 22-16 Wild Card victory over Buffalo on Jan. 8, 2000. In that game, Kevin Dyson fielded a lateral pass from Frank Wycheck with 16 seconds left and raced 75 yards down the sideline for the winning score. That play, which propelled Tennessee into an AFC Divisional showdown at Indianapolis the following week, was immediately dubbed "The Music City Miracle" and will go down as one of the most memorable moments in NFL history. The Titans won 12 consecutive games to open their new stadium, breaking the NFL record. The Coliseum changed its name to LP Field on June 6, 2006, when the Titans reached a 10-year stadium naming rights agreement with Louisiana-Pacific Corporation.



Front Office

Coaching Staff

Players

Rookies

2007 Season

Records

History

Playoff History

Sidelines

## 1959

**August 3**—K.S. “Bud” Adams, Jr., announces Houston’s entry into the American Football League.

**August 15**—AFL formally organized with six cities: Los Angeles, New York, Denver, Dallas, Houston and Minneapolis-St Paul.

**October 31**—Adams names the team “Oilers” — “for sentimental and social reasons.”

**November 22**—AFL conducts first player draft. Oilers select Heisman Trophy winner Billy Cannon of LSU.

**December 8**—Oilers sign first players, Don Hitt and Tony Banfield, both of Oklahoma State.

## 1960

**January 1**—Oilers sign their first draft choice in LSU’s Billy Cannon.

**January 3**—Oilers name former Cleveland great Lou Rymkus as first head coach.

**February 20**—Oilers sign veteran pro quarterback George Blanda.

**March 8**—Houston School Board approves lease of Jeppesen Stadium to K.S. “Bud” Adams, Jr., and gives permission to increase seating capacity from 22,000 to 36,000.

**June 21**—Court rules that Billy Cannon will play with the Houston Oilers.

**July 15**—Houston opens first training camp at the University of Houston with daily practices to be held at Busch Field during season.

**August 6**—Oilers lose 27-10 to Dallas Texans in first preseason game at Tulsa.

**August 20**—Oilers defeat Denver 42-3 before 18,500 in home debut at Jeppesen.

**September 11**—Oilers win first regular season contest 37-22 over Oakland at San Francisco. Charles Hennigan scores first Oiler touchdown on a 43-yard pass from George Blanda. Dave Smith scores first Oiler rushing touchdown on eight-yard run.

**December 11**—Oilers clinch AFL Eastern Division title with 31-23 win over Buffalo at Houston.

**December 29**—Lou Rymkus named AFL’s first Coach of the Year.

## 1961

**January 1**—Oilers win first AFL Championship by defeating Los Angeles Chargers 24-16 before 32,000 fans at Jeppesen Stadium. Billy Cannon is named game’s MVP; Blanda completes 16 of 32 passes for 301 yards and three touchdowns. Winning players share: \$1,016.42.

**September 9**—Oilers open regular season with a 55-0 rout of Oakland at Jeppesen despite threats from Hurricane Carla.

**October 16**—Wally Lemm replaces Lou Rymkus as head coach after Oilers open with 1-3-1 record.

**October 22**—Oilers defeat Dallas Texans 38-7 in first outing under Wally Lemm. George Blanda comes off the bench to throw three touchdown passes, make a 53-yard field goal, and kick three PAT’s.

**October 29**—George Blanda sets AFL passing record with 464 yards on 18-of-32 passing for four touchdowns as Oilers win 28-16 at Buffalo.

**November 19**—George Blanda throws seven touchdown passes against New York in 49-13 win to set AFL record and the all-time pro record.

**December 3**—Oilers defeat previously unbeaten San Diego 33-13 before Houston’s largest crowd, 37,845. Charles Hennigan catches 10 passes for 214 yards and three touchdowns. George Blanda hits on 20 of 34 attempts for 351 yards and four touchdowns and kicks AFL-record 55-yard field goal.

**December 17**—Oilers win second consecutive Eastern Division crown by beating Oakland 47-16 in Oakland. Oilers become first pro team in history to score over 500 points in one season with 513 points in 14 games.

**December 20**—Wally Lemm is named AFL Coach of the Year.

**December 23**—George Blanda is named AFL Player of the Year.

**December 24**—Oilers win second consecutive AFL title, defeating Chargers 10-3 at San Diego. Billy Cannon wins MVP award for second consecutive year. Winning players share: \$1,724.00.

## THE “FOOLISH CLUB”

In 1959, after numerous failed attempts to enter the NFL as owners through expansion or purchase (Chicago Cardinals), Lamar Hunt and K.S. “Bud” Adams, Jr. agree that forming a new league is a viable option to NFL ownership. They would recruit a number of other future owners, who like themselves were looking to enter the world of football ownership, but had been rebuffed. The eight original teams, which would later be dubbed the “Foolish Club” for taking on the NFL were: Dallas (Hunt), Houston (Adams), Denver (Bob Howsam), New York (Harry Wismer), Los Angeles (Barron Hilton), Buffalo (Ralph Wilson), Boston (William Sullivan) and Oakland (Wayne Valley). Minneapolis was set to become one of the original AFL teams, but they were replaced by Oakland when the NFL awarded an expansion franchise to the Minneapolis market in 1960. All eight teams agreed to contribute \$25,000 to create a league office, which was headed by the first AFL commissioner, Joe Foss. The AFL held their first draft on Nov. 22, 1959 and began play in the fall of 1960 with games televised on ABC.



**QB George Blanda**

Front Office

Coaching Staff

Players

Rookies

2007 Season

Records

History

Playoff History

Sidelines



## 1962

**February 23**—Wally Lemm resigns to become the head coach of St. Louis Cardinals.

**March 5**—Oilers name Frank “Pop” Ivy as head coach.

**September 16**—Oilers lose to Boston 34-21 in first pro game in historic Harvard Stadium.

**October 14**—Oilers set AFL scoring record with 56-17 win over New York as George Blanda throws six touchdown passes.

**December 15**—Oilers win third consecutive Eastern Division title with 44-10 victory over New York. Charlie Tolar gets 107 yards on 18 carries to become the first Oiler back to gain over 1,000 yards in a season. Oilers compile best regular season record in club’s history with 11-3 mark.

**December 23**—Oilers lose AFL title to Dallas Texans 20-17 in historic six-quarter game.

## 1963

**December 22**—Oilers lose 52-49 at Oakland in “Pop” Ivy’s final game as head coach.

## 1964

**March 1**—Oilers announce building of a new training site at Fannin and Braeswood.

**June 2**—Frank “Pop” Ivy relieved of head coach-general manager duties. “Bud” Adams names Sammy Baugh as head coach and Carroll Martin as general manager.

**July 15**—Oilers open training camp at new site—Fannin and Braeswood.

**September 8**—Oilers trade Billy Cannon to Oakland for Bob Jackson, Sonny Bishop and Dobie Craig.

**September 13**—Rookie Sid Blanks sets AFL record with 91-yard touchdown run against New York at Houston.

**December 18**—Sammy Baugh resigns as Oiler head coach.

**December 20**—Oilers play final game in Jeppesen Stadium, defeating Denver 34-15 to end season with 4-10 record. Charles Hennigan catches 101st pass of season to set new all-time pro record.

**December 22**—Hugh “Bones” Taylor named Oiler head coach as Sammy Baugh stays on staff as assistant.

## 1965

**June 5**—Oilers announce they will not play in Harris County Dome Stadium because of “unrealistic lease agreement.” Sign five-year lease with Rice University for use of Rice Stadium.

## 1966

**January 13**—K.S. “Bud” Adams, Jr., names Don Klosterman as Oilers’ Executive Vice-President and General Manager.

**January 29**—Wally Lemm is named Oiler Head Coach by Dan Klosterman.

**June 8**—Oilers sign Ernie Ladd; Commissioner awards Willie Frazier and Pete Jaquess to San Diego in compensation.

**June 9**—The AFL and NFL announce plans to merge into one league by 1970. Common draft and championship game are scheduled immediately.

**September 3**—Oilers open regular season play with 45-7 home victory over the Denver Broncos. Denver was held to no first downs, an AFL record.

## Early Dominance/AFL Supremacy

With a mix of cast-off players from other professional leagues (QB George Blanda, C Bob Schmidt, T Al Jamison), pro football rookies (RB Billy Cannon, G Bob Talamini) and local college players who never entered the NFL (WR Charles Hennigan, DT Orville Trask), the Oilers quickly became the dominant team in the newly formed American Football League. In each of the league’s first three years, the Oilers advanced to the AFL title game, winning the first two league championships (1960 and 1961). Amazingly, the Oilers reached each of those title games under three different coaches: Lou Rymkus (1960), Wally Lemm (1961) and Frank “Pop” Ivy (1962).

The fiery Rymkus led the inaugural Oilers to the Eastern Division title with a 10-4 mark. They met the Western Division winner Los Angeles Chargers at Jeppesen Stadium in Houston to crown the first AFL champion. The two teams split their two matchups during the regular season. The Oilers took a one-point lead into the fourth quarter and then Blanda hit Cannon for an 88-yard score early in the fourth quarter to end the scoring, 24-16. Blanda tallied 301 passing yards and three touchdowns in the game.

After the Oilers opened the 1961 season 1-3-1, head coach Lou Rymkus was replaced by Wally Lemm, who had been on the 1960 staff but left for private business prior to the 1961 season. The Oilers would win nine consecutive games under Lemm to end the regular season with a 10-3-1 mark and first place in the Eastern Division. The 1961 AFL Championship game was a defensive struggle as the Oilers defeated the San Diego Chargers 10-3 in San Diego.

After leading the Oilers to a second title, the St. Louis Cardinals hired Wally Lemm as their head coach for the 1962 season. The Oilers tabbed Frank “Pop” Ivy to lead the team in 1962. The team again won the Eastern Division with an 11-3 record and faced the Dallas Texans at Jeppesen Stadium for the 1962 AFL title. Dallas raced out to a 17-0 halftime lead, but the Oilers mounted a second half rally to knot the scored at 17 with five minutes remaining in the game. The game would go to overtime and was eventually decided in double overtime (6th quarter) with a Dallas 25-yard field goal.

## 1967

**March 14**—First common draft between AFL and NFL; Oilers take Michigan State All-America George Webster as their No. 1 choice.

**April 2**—Oilers announce they will hold 1967 training camp at Schreiner Institute in Kerrville, Texas. Only third time in history Oilers will have trained outside Houston.

**December 17**—Oilers clinch Eastern Division title with 24-17 win over San Diego at Rice Stadium and become first team to go from cellar to division title in one season, a feat accomplished with 15 rookies on the squad.

**December 20**—Four Oilers are named to All-AFL team. DE Pat Holmes, CB Miller Farr, G Bob Talamini and rookie LB George Webster named to AFL elite unit.

**December 23**—Oiler LB George Webster is unanimous choice as AFL's Defensive Rookie of the Year.

**December 31**—Oakland Raiders break open close game in second quarter and wallop Oilers 40-7 in AFL Championship Game. Only Oiler touchdown comes in fourth quarter on pass from Pete Beathard to Charles Frazier.

## 1968

**February 10**—Oiler owner K.S. "Bud" Adams, Jr., announces that Oilers will move to the Harris County Dome Stadium for the 1968 season. Contract with Rice will be settled.

**OILERS' AFL SUMMARY**

In the 10-year history of the AFL from 1960-69, the Oilers amassed a 70-66-5 record, reached the AFL title game four times (1960, '61, '62, '67) and won two AFL titles (1960 and 1961). They had some of the greats of the game, including QB George Blanda, WR Charlie Hennigan, G Bob Talamini, CB Ken Houston and DE Elvin Bethea. Four decades removed from their playing days, these names still sit atop several categories throughout the franchise record book: Blanda threw a franchise-best 36 touchdowns in 1961, Hennigan caught a franchise-best 101 balls in 1964, Houston returned nine interceptions for touchdowns during his Oiler career and Bethea (unofficially) totaled 105 sacks during his career. The Oilers also saw profound popularity growth as they averaged 20,000 fans in their inaugural 1960 season at Jeppesen Stadium all the way to moving into the state-of-the-art Astrodome in 1968, and averaging 44,000 fans in their final AFL campaign.

## 1969

**January 25**—Oiler LB George Webster is one of four AFL players named to Pro Football Writers Association's first combined All-Pro team.

**April 15**—Jim Norton, last of the original Houston Oilers, announces his retirement after nine years and Oiler owner K.S. "Bud" Adams, Jr., retires his #43 jersey.

**December 14**—Oilers need victory over Boston in Astrodome to assure playoff spot as runner-up team in Eastern Division despite 5-6-2 record. Oilers come from behind to take 27-23 triumph.

**December 21**—Oilers lose bid for championship in 56-7 loss to Oakland in playoff game. Daryle Lamonica hurls six touchdown passes for Raiders.

## 1970

**January 15**—Oiler LB George Webster named to Pro Football Hall of Fame's All-Time AFL defensive unit. The three-year Oiler veteran was youngest player named to the team.

**June 30**—Oiler veterans join NFL Players Association strike. Owners bar veterans from training camps. Dispute revolved around pension plan.

**July 14**—Oilers open training camp at Schreiner Institute in Kerrville, Texas with only rookies reporting.

**August 3**—Veterans report to training camp after settlement of NFL-NFLPA pension dispute.

**August 29**—Oilers defeat Dallas Cowboys 37-21 in Astrodome as Jerry LeVias scores three touchdowns in game.

**November 1**—Oiler Head Coach Wally Lemm, who led Oilers to AFL title in 1961 and to Eastern Division title in 1967, announces he will retire at the end of 1970 season.

## 1971

**January 21**—Oiler owner K.S. "Bud" Adams, Jr., names Ed Hughes to be the sixth head coach in Oiler history.

**January 26**—Oilers trade RB Hoyle Granger, T Terry Stoepel and DE Charles Blossom to New Orleans for DT Dave Rowe and WR Ken Burrough.

**January 28**—The Oilers, who pick third behind Boston and New Orleans in the college draft, select QB Dan Pastorini of Santa Clara in the first round and grab QB Lynn Dickey of Kansas State in the third round.

**May 5**—Oilers name John W. Breen as general manager, replacing Bob Brodhead. Breen was the first employee hired by Oiler owner K.S. "Bud" Adams, Jr., in 1959 when the American Football League was formed.

**December 12**—S Ken Houston ties all-time pro record for touchdowns on interceptions with theft against Buffalo in Oilers' 20-14 victory. Houston tied record of seven set by Erich Barnes and Herb Adderley.

**December 19**—Oilers close out season with third straight victory by blasting San Diego 49-33 for highest point production since 1963. S Ken Houston establishes all-time pro record with two touch-



**Oilers owner Bud Adams**

downs on interceptions. The five-year veteran intercepted successive John Hadl passes in the third quarter and returned them for touchdowns of 35 and 29 yards to run his career total to nine. His four returns of interceptions for touchdowns in one year is also an NFL record.

**December 24**—Oiler DE Elvin Bethea and S Ken Houston are named to AFC Pro Bowl squad. It is second straight selection for Houston.

**December 30**—Oilers name former Florida State and Rice University coach Bill Peterson as their new head coach.

## 1972

**March 21**—K.S. "Bud" Adams, Jr., spearheads a drive which lands the 1974 Super Bowl game for Houston. The game will be played in Rice Stadium on Jan. 13, 1974.

**April 9**—Walt Schlinkman is named by Oilers as Director of Player Personnel.

**October 1**—Oilers stun Joe Namath and New York Jets 26-20 in the Astrodome for only victory of 1972 season.

## 1973

**March 2**—Veteran coach and front office executive Sid Gillman accepts position of Executive Vice-President and General Manager of Houston Oilers, replacing John Breen, who retired.

**October 16**—Bill Peterson is fired as head coach of Oilers after 48-20 loss to Denver, making Peterson's regular season record in 1 1/2 years 1-18. Sid Gillman assumes dual role of General Manager/Head Coach for the rest of year.

**November 5**—Oilers win only game of 1973 season, 31-27, over Baltimore Colts as QB Lynn Dickey completes 22 of 32 passes for 340 yards and three touchdowns.

**December 19**—Oiler DE Elvin Bethea named to Pro Bowl team for third straight year.

## 1974

**January 18**—Sid Gillman announces decision to remain as General Manager/Head Coach for at least one more season, ending speculation that a new head coach would be named.

**February 8**—Former New Orleans and New York Jets coach Ed Biles joins Oilers as defensive assistant.

**March 7**—O.A. "Bum" Phillips, a veteran Texas high school and college coach who was with Sid Gillman at San Diego, is hired by Oilers as defensive coordinator.

**August 28**—Oiler T John Matuszak tries to jump his contract and sign with World Football League Houston Texans. Oilers obtain temporary restraining order and present it to Matuszak at Texans' game with New York Stars. Matuszak is put on inactive list until trial.

**September 5**—Oilers and WFL Texans meet in court over John Matuszak dispute.

**September 9**—State District Judge Arthur Leshner grants temporary injunction against John Matuszak playing for any other team than Oilers until further court hearings. Matuszak remains on inactive list.

**September 15**—Oilers open regular season with 21-14 win over San Diego, Houston's first regular season home victory since Oct. 1, 1972.

**October 22**—Oilers trade John Matuszak and No. 3 draft choice to Kansas City for Curley Culp and draft choice, ending court battle.

**December 15**—Oilers defeat Cleveland for first time in history, 28-24, and complete a 7-7 season, the best in Houston since 1968.



"Bum" Phillips named head coach

## 1975

**January 25**—O.A. "Bum" Phillips named Oiler head coach by Sid Gillman, who says he will remain in single role as general manager.

**February 14**—Sid Gillman leaves Oilers as general manager by mutual consent with owner "Bud" Adams. Bum Phillips adds title of general manager to head coaching duties.

**September 21**—Oilers open 1975 NFL season with 7-0 win over New England Patriots. Only touchdown was fumble return for score by Oilers' Willie Germany in first quarter.

**October 12**—Houston scores its first win in history at Cleveland with 40-10 triumph.

**October 19**—Oilers come from behind to defeat Washington 13-10 in Astrodome for first win ever over NFC team.

## BUM PHILLIPS

If ever there was a coach made for a team and a team that embodied their coach, it was the marriage between O.A. "Bum" Phillips and the Houston Oilers. A native of Orange, Texas, Phillips spent the majority of his first 15 years in coaching in the Texas high school ranks before moving up the ladder as a defensive coordinator in the college and pro level. He would join the Oilers as a defensive coordinator in 1974 and was named head coach in 1975, where he would remain through the 1980 season. Known for strolling the sidelines in his cowboy hat and boots, he was the face of the Oilers for six seasons (59-38 record) and saw the birth of the "Luv Ya Blue" era. In 1978, he led the Oilers back to the playoffs for the first time in 11 years with their march to the AFC Championship. The Oilers would again reach the AFC Championship game in 1979 and wild card round in 1980. Phillips was let go by the Oilers following the 1980 season.

**November 16**—Oilers get 20-19 win over Miami as Billy Johnson ties all-time pro record for return TDs in one season (4).

**December 21**—Oilers close out finest season since 1962 with 21-10 win over Cleveland, giving Bum Phillips a 10-4-0 record in his first year as a head coach. Oilers set a new home attendance record, averaging 48,000 in seven home games.

## 1976

**February 10**—Wade Phillips, son of Head Coach Bum Phillips, named to Oiler coaching staff as LB coach. Phillips had been an assistant at University of Kansas.

**April 1**—Oilers lose Fred Hoaglin, Mark Cotney and Jesse O'Neal in NFL expansion draft.

**April 2**—Oilers trade QB Lynn Dickey to Green Bay for QB John Hadl, CB Ken Ellis, draft choices and cash.

## 1977

**January 14**—Head Coach and General Manager Bum Phillips announces the appointment of Ken Shipp as offensive coordinator with King Hill becoming receiver coach and the appointment of Joe Bugel as offensive line coach.

**February 2**—Pat Pepler is named assistant general manager.

**October 9**—Oilers march into first place in the AFC Central Division after defeating Pittsburgh 27-10 at the Astrodome, but lose Dan Pastorini to an ankle and back injury.

**November 13**—Oakland holds off Oilers 34-29 as Houston DE Elvin Bethea suffers a broken arm after playing in 135 consecutive games, a team record.

## 1978

**January 7**—Owner K.S. "Bud" Adams, Jr., announces the appointment of Ladd K. Herzeg as Senior Vice-President and Chief Administrative Officer of the Houston Oilers.

**January 24**—Curley Culp, Ken Burrough, Billy Johnson and Robert Brazile play for AFC on Pro Bowl team.

**April 15**—Oilers announce a long-term contract with Texas State Network to air Oiler games.

**April 24**—Oilers trade three draft picks and TE Jimmie Giles to Tampa Bay for rights to 1978 number one draft selection in order to choose Texas All-America and Heisman Trophy winner Earl Campbell.

**October 23**—Houston ends Pittsburgh's seven-game win streak with Monday night victory over the Steelers, 21-17. It marks Houston's first win ever on Monday Night Football.

**November 12**—Houston comes from 23-0 deficit to capture 26-23 win over New England Patriots.

**November 20**—Earl Campbell rushes for four touchdowns against Miami Dolphins in Oilers' 35-30 victory. Campbell's two Monday night appearances net him seven of his 13 season touchdowns.

**November 26**—Earl Campbell gains 100 yards rushing vs. Cincinnati before home crowd to tie NFL record for most 100-yard games by a rookie - 7 (ties Franco Harris and Don Woods). Also breaks Oiler single season records for most yards rushing (Hoyle Granger, 1,194 yards in 1967) and most rushing attempts (Charlie Tolar, 224 yards in 1962).

**December 10**—Houston captures 17-12 decision over New Orleans Saints to clinch berth in AFC Wild Card game versus Miami.

**December 24**—Houston wins first playoff game since 1961 by defeating Miami 17-9 in the Orange Bowl.

**December 31**—Oilers continue playoff march with 31-14 win against New England before 61,297 chilled fans in Foxboro, Mass.

## 1979

**January 7**—Houston playoff dreams end as Pittsburgh takes 34-5 victory in AFC Championship Game. Oilers welcomed by 50,000 loyal fans in the Astrodome as radio station KILT sponsors homecoming.

**January 30**—Earl Campbell, Elvin Bethea, Robert Brazile and Curley Culp represent Houston in the Pro Bowl in Los Angeles.

**August 3**—Oiler T Greg Sampson undergoes brain surgery which signals the end to a promising career.

**December 10**—Before national television audience, Houston defeats division nemesis Pittsburgh 20-17, giving Oilers spot in 1979 playoffs.

### Luv Ya Blue!

With Oiler fever in full bloom following the march to the AFC Championship game in the 1978 season, the team looked to tap into the frenzy with a marketing campaign that captured that team spirit. The result was the "Luv Ya Blue!" phrase that would sweep the area and be forever remembered with the 1979 and 1980 seasons. The phrase was trademarked by the team and became as popular as regular Oilers merchandise. The campaign included a song which was written and sung by Mack Hayes, a local musician and was performed before each game at the Astrodome during those seasons. The phrase lost a little of its momentum in the early 80's, but the team retains the trademarked phrase and continues to sell merchandise emblazoned with "Luv Ya Blue!"



**Rushing leader Earl Campbell**

Front Office

Coaching Staff

Players

Rookies

2007 Season

Records

History

Playoff History

Sidelines

**December 17**—Several Oilers lock up individual titles: Earl Campbell is NFL rushing champion for the second consecutive year; Mike Reinfeldt captures the crown for most interceptions in NFL with 12; Toni Fritsch is the most accurate field goal kicker, connecting on 21-25 attempts; and Jesse Baker leads the AFC in quarterback sacks with 15 1/2.

**December 23**—In first playoff game played in Houston since 1962, Oilers defeat Denver Broncos 13-7. Key offensive players Earl Campbell, Dan Pastorini and Ken Burrough are all injured, and their status for the following game versus San Diego is questionable.

**December 29**—Oilers defeat San Diego 17-14 without injured Earl Campbell, Dan Pastorini and Ken Burrough. Backup QB Gifford Nielsen plays conservative offense as Rob Carpenter, who was injured earlier in the week and was on crutches the night before the game, gains 67 yards rushing in his best effort of the season. The big star of the game is S Vernon Perry as he intercepts an NFL-record four passes in a playoff game.

## 1980

**January 6**—In a rematch of the 1978 AFC Championship Game, the Steelers win 27-13 in a game that saw a controversial call keep Mike Renfro from scoring what would have been the tying score late in third quarter.

**January 7**—In the wee hours of the morning, the Oilers return from Pittsburgh to an excited throng of 70,000 people at the Astrodome.

**January 28**—Six Oilers represent Houston in the Pro Bowl: RB Earl Campbell, T Leon Gray, PK Toni Fritsch, LB Robert Brazile, S Mike Reinfeldt and DE Elvin Bethea.

**September 15**—Before the largest stadium crowd to ever witness an Oilers' game (80,243), Houston defeats the Browns in Cleveland Stadium 16-7. The game was also televised before a national audience on Monday Night Football.

**October 14**—Oilers acquire All-Pro TE Dave Casper from Oakland for undisclosed draft picks.

**October 19**—Earl Campbell becomes only the second RB in the history of the Oiler franchise to rush for over 200 yards in a single game when he leads the Oilers to a 21-14 triumph over Tampa Bay with 206 yards. Club rushing record for single game is 216 yards by Billy Cannon (Dec. 10, 1961 vs. New York Titans).

**October 26**—Earl Campbell ties NFL record for most consecutive 200-yard games rushing (two) with 202 yards vs. Cincinnati in the Astrodome. Campbell now shares record with O.J. Simpson (Buffalo, 1973, 1976). Oilers defeat Bengals 23-3.

**December 4**—Houston's defense shuts out the Pittsburgh Steelers 6-0. Toni Fritsch provides all the points the Oilers need with two field goals. This marked the third evening prime-time win of the season for the Oilers as the game was played in the Astrodome before a sellout crowd and a national television audience. It marked the first shutout registered by the Oilers since a 47-0 win over the Chicago Bears. (November 6, 1977).

**December 21**—Oilers clinch third playoff spot in as many years with 20-16 victory over the Minnesota Vikings in the Astrodome.

Earl Campbell sets NFL record by rushing for over 200 yards in single game four times in one season. He finishes season with 1,934 yards, second highest total in NFL history behind O.J. Simpson's 2,003 yards in 1973. The Oilers must wait until the final game of the season to see who their playoff opponent will be, as their 11-5 record equals that of division foe Cleveland, but Oilers become Wild Card participant due to tie-breaker procedures.

**December 28**—Oilers season comes to an end with disappointing AFC Wild Card loss at the hands of the eventual Super Bowl champion Oakland Raiders. The loss marks the third consecutive year that the Oilers have been eliminated from the playoff picture by the eventual Super Bowl champions (Pittsburgh Steelers in both 1978 and 1979).

**December 31**—K.S. "Bud" Adams Jr., relieves Bum Phillips of his duties as Head Coach and General Manager. Ladd K. Herzeg is promoted from post of Senior Vice-President/Chief Administrative Officer to the position of Executive Vice-President and General Manager of the Oilers.

## EARL CAMPBELL

Tabbed the "Tyler Rose", Earl Campbell was a Texas high school legend who would go on to the University of Texas and earn the 1977 Heisman Trophy. The Oilers pulled off a draft blockbuster to acquire Campbell, trading four picks and TE Jimmie Giles to acquire the first pick in the 1978 draft from the Tampa Bay Buccaneers. Campbell made an immediate impact as a rookie, gaining 1,450 yards and scoring 13 touchdowns in his initial campaign and earning NFL Rookie of the Year and NFL Offensive Player of the Year honors. In one of the most famous performances in Monday Night Football history, Campbell gained 199 yards and scored four touchdowns on 28 carries against the Miami Dolphins in November of 1978. From 1978 to 1984 Campbell led the Oilers to three playoff appearances, gained 8,547 yards and earned five Pro Bowl invitations. During the 1984 season, Campbell was traded to New Orleans to be reunited with Bum Phillips for a first round draft choice. He was inducted into the Pro Football Hall of Fame in 1991.



DE Elvin Bethea

## 1981

**January 3**—Oilers announce the selection of Ed Biles as their new head coach. Biles had been Oilers' defensive coordinator since 1975.

**February 8**—Dick Nolan, former Head Coach for the New Orleans Saints and the San Francisco 49ers, is named defensive coordinator.

**February 15**—Mike Holovak is named as Assistant General Manager by the Oilers.

**September 6**—Oilers defeat Rams at season opener at Los Angeles 27-20 as rookie Willie Tullis returns kickoff 95 yards for score in final minute of game. Win gives Ed Biles his first as head coach of NFL club.

## 1982

**January 19**—Former All-Pro S Ken Houston returns to Oilers as defensive assistant assigned to work with the DBs. Houston had been All-Pro performer before being traded to Redskins where he retired following 1980 season.

**January 31**—Oilers open 2.5 million dollar training facility less than two miles from Astrodome. Owner-President K.S. "Bud" Adams, Jr., provides funds for what must be considered one of top facilities in the NFL.

**February 3**—Oilers announce new three-year contract with Mutual Broadcasting System for radio rights to Houston's games. KTRH-AM in Houston will serve as flagship station.

**March 18**—Oilers announce that head coach Ed Biles has been given a contract extension. Terms of the contract were not released.

**April 28**—Oilers select Penn State G Mike Munchak in first round of NFL draft. It is the first number one choice in the draft that Oilers have had since Earl Campbell was selected in first round in 1978.

**May 3**—Computer added to Oilers lineup to assist club with player personnel, college scouting, ticket and business operations as well as many other functions within the organization.

**September 17**—Oilers acquire QB Archie Manning from New Orleans Saints in one-for-one swap for T Leon Gray.

**September 20**—NFL Players Association strike announced.

**November 16**—Settlement of 57-day player strike announced by NFL Management Council and NFL Players Association.



**G Mike Munchak**

## 1983

**January 2**—Oilers fall to Cincinnati Bengals 35-27 to conclude 1982 regular season play. This game was re-scheduled from November 14 (canceled due to players' strike).

**January 25**—Chuck Studley joins Oilers as defensive coordinator after successful stints with San Francisco 49ers (Super Bowl champs following '81 season) and Cincinnati Bengals.

**February 1**—Oilers perennial All-Pro DE Elvin Bethea decides not to retire following 1982 season and will return for his 16th year in the NFL, all with the Oilers.

**February 2**—Oilers announce promotion of Mike Holovak from Assistant General Manager to VP/Player Personnel. Holovak's contract with the club is extended through the 1986 season.

**April 6**—Jerry Trupiano, Wally Lemm (former Oilers Head Coach) and John O'Reilly named to Oilers radio broadcast team. KTRH in Houston will again serve as the flagship station for the Oilers/Mutual Radio Network.

**April 23**—The Oilers announce trade of their second pick in first round to Los Angeles Rams for the third pick overall in draft. Oilers receive Rams' fourth-round choice in 1983 and fourth-round choice in 1984 for moving down one notch in first round.

**April 24**—The Oilers announce their second trade in as many days involving Oilers' first-round draft pick. Oilers trade third choice overall in first round to Seattle for ninth choice overall in first round plus Seahawks' second- and third-round picks in 1983 (combining trades of April 24-25. Oilers moved from second position in first round to ninth and acquired Seahawks' second- and third-round choice in 1983 and Rams' fourth round choice in 1983 and 1984, a total of four additional picks).

**April 26**—Oilers select T Bruce Matthews from USC in round one of NFL draft with the ninth choice in the round. Also, for first time since 1969, the Oilers had each of their choices through the first nine rounds.

**August 4**—In preseason opener, ceremonies honoring Elvin Bethea's 16 years with the club occur at halftime. Bethea's jersey, #65, will be retired at the conclusion of the season.

**October 10**—Head Coach Ed Biles resigns after two and one-half years as head coach.

**October 11**—The Oilers appoint Defensive Coordinator Chuck Studley as interim head coach.

**October 20**—Oilers trade QB Archie Manning and TE Dave Casper to Minnesota for second- and



**OL Bruce Matthews**

fourth-round picks in 1984 draft.

**December 18**—Oilers close season with 20-10 loss at Baltimore (Colts' final game played in Baltimore before moving to Indianapolis).

## 1984

**January 3**—The Oilers name Hugh Campbell as new head coach.

**January 30**—Announcement is made that Kay Dalton will remain as offensive coordinator and also that Jerry Glanville will become new defensive coordinator.

**February 3**—The Oilers announce that they win the "recruiting war" for free agent QB Warren Moon.

**February 10**—Entire organization loses tremendous friend with the passing of radio talk-show host John Breen. Breen was first employee hired by the Oilers in 1959 and served in numerous front office capacities, including General Manager and Director of Player Personnel.

**May 1**—Oilers officially select Dean Steinkuhler and also draft a total of 14 players during the one-day marathon. Of the 14 selected, 10 were defensive players.

**September 6**—Oilers and City of Houston celebrate 25th season of professional football at "Silver Salute," which is held on the floor of the Astrodome. The black-tie gala consists of dinner, dancing and an auction with all proceeds benefiting the Ronald McDonald House. This date is also proclaimed "Houston Oilers Day" by Mayor Kathryn J. Whitmire.

**October 9**—Oilers trade RB Earl Campbell to New Orleans Saints for first round choice in 1985 draft. The Oilers also obtain C Jim Romano from Raiders for Houston's third- and sixth-round picks in 1985.

**October 26**—Oilers announce that KODA-FM will be new flagship station for Oilers' radio broadcasts beginning in 1985. The Oilers and KODA-FM sign a multi-year contract.

**November 11**—Oilers defeat Chiefs 17-16 in Kansas City after losing opening ten games of the season as Hugh Campbell gets first win as NFL head coach.

**November 18**—Houston wins second consecutive game as Jets fall by a 31-20 margin in the Astrodome. Warren Moon again hits for over 70 percent of his attempts (20 of 28 for 71 percent) and throws for three touchdowns. Larry Moriarty rushes for 138 yards for second consecutive 100-plus-yard game.

**December 2**—Houston defeats Steelers in overtime thriller 23-20 for third win in four weeks before home crowd. Joe Cooper kicks winning field goal with 5:53 elapsed in extra period. It is the first overtime loss in Steeler history.

**December 12**—G Mike Munchak is selected to play in the AFC-NFC Pro Bowl game in Honolulu.

**December 17**—Warren Moon completes his first NFL season with 3,338 yards passing, breaking the team record set by George Blanda in 1961 (3,330). Tim Smith's 1,141 yards receiving enabled him to become third player in Oilers' history to post consecutive 1,000-yard receiving seasons after gaining 1,176 in 1983. Bill Groman (1960-61) and Charlie Hennigan (1963-64) were the others.

## 1985

**July 1**—The Oilers sign 1983 Heisman Trophy winner Mike Rozier. Rozier was selected by the Oilers in the first round of the 1984 Supplemental Draft of USFL players.

**July 2**—WR Drew Hill is acquired by the Oilers in a trade with the Los Angeles Rams.

**August 3**—The Oilers battle the New York Giants in the annual NFL Hall of Fame Game in Canton, Ohio, with the Giants winning 21-20. The game also makes radio history as the first stereo broadcast of an NFL game on KODA-FM.

**December 9**—Hugh Campbell is relieved of his duties as head coach. The club names Defensive Coordinator Jerry Glanville as interim head coach for the season's remaining two games.

## 1986

**January 2**—The Oilers release seven assistant coaches from their employment contracts. The seven

## MOON ERA

In February of 1984, the Oilers won a recruiting battle for a five-time Canadian Football League champion quarterback named Warren Moon and by doing so, changed the future of the franchise. Houston had a leg up on the competition with the hiring of Hugh Campbell, who coached Moon for five seasons in Canada, just a month earlier. Moon would play 10 seasons for the Oilers and lead them to the playoffs in each of his final seven seasons (1987-93) with the team and earn six Pro Bowl invitations. Moon holds many of the franchise records, including career passing yards (33,685), career touchdowns (196), single season passing yards (4,690 in 1991), passing yards in a game (527 at KC in 1990) and career 300-yard passing games (38). His quick release, decision-making and mobility made him a perfect fit for the Oilers high-octane passing offense. Moon's reign at quarterback for the Oilers came to end with the advent of the salary cap prior to the 1994 season. Most of the Oilers high-priced talent was released or traded away to comply with the new NFL structure, including Moon who was traded to Minnesota in April of 1994. In 2006, Moon became the first African-American quarterback to be inducted into the Pro Football Hall of Fame.



QB Warren Moon

coaches are John Devlin, Joe Faragalli, Gene Gaines, Ken Houston, Bruce Lemmerman, Bob Padilla and Al Roberts.

**January 20**—Jerry Glanville signs a five-year contract as Head Coach of the Oilers. Glanville served the final two 1985 games as interim head coach in addition to serving as defensive coordinator since 1984.

**February 2**—G Mike Munchak starts for the AFC in the annual Pro Bowl in Honolulu, Hawaii.

**April 29**—The Oilers select Purdue QB Jim Everett with their first selection in the 1986 NFL Draft. The team follows by selecting Louisville WR Ernest Givins in the second round and RB Allen Pinkett of Notre Dame in the third round.

**August 30**—The Oilers defeat the Dallas Cowboys 17-14 to finish the preseason with a 4-0 record. It marks the first time since 1965 that the Oilers have completed their preseason schedule undefeated.

**September 18**—The Oilers trade QB Jim Everett, the third player selected in the 1986 draft, to the Los Angeles Rams in exchange for G Kent Hill, DE William Fuller, the Rams' number one draft choices in 1987 and '88 and L.A.'s fifth rounder in 1987.

**December 21**—Houston concludes the 1986 season on a positive note, defeating the Buffalo Bills 16-7. WR Drew Hill catches five passes for 114 yards giving him 1,112 yards for the season as he joins rookie Ernest Givins (1,062 yards) to form the 19th tandem in NFL history to each surpass the 1,000-yard receiving mark. In addition, QB Warren Moon throws for 208 yards to finish the year with 3,489 yards and break his own single-season club record. PK Tony Zendejas connects on all three of his field goal attempts and his 22 three-pointers establishes a new Oiler high.



**Jerry Glanville named head coach**

## 1987

**July 1**—The Oilers announce plans to retire the #34 jersey of former RB Earl Campbell, the leading rusher in club history. The ceremony is scheduled for Aug. 13.

**October 4**—The Oilers win their first "replacement" game in Denver 40-10 as QB Brent Pease throws for 260 yards and a touchdown and LB Eugene Seale returns an interception 73 yards for a touchdown.

**October 25**—With the players' strike over, the Oiler "regulars" return to action with a 37-33 win over the Falcons as RB Mike Rozier rushes for 144 yards while rookie WR Curtis Duncan catches two touchdown passes including the game-winner.

**October 28**—First-round draftee FB Alonzo Highsmith ends his holdout by agreeing to a multi-year contract.

**November 3**—The Oilers acquire veteran T Bruce Davis from the Raiders for what later becomes a 1988 second-round draft choice.

**November 4**—T/G Bruce Matthews ends his holdout by agreeing to terms with the Oilers.

**November 15**—The Oilers earn their first victory in Three Rivers Stadium since 1978, beating the Steelers 23-3 as QB Warren Moon completes 16 of 22 passes for 239 yards and two touchdowns.

**December 15**—Along with several prominent Houston business leaders, K.S. "Bud" Adams, Jr., holds a press conference to announce that the goal of marketing 75% of the new Columbia Suites by December 15 has been met.

**December 23**—The Oilers place three players on the AFC Pro Bowl roster, their largest contingent since 1981. Chosen to play in the Honolulu all-star game are S Keith Bostic, G Mike Munchak and RB Mike Rozier.

**December 27**—The Oilers clinch their first playoff berth since 1980 as they defeat the Bengals 21-17 before an SRO crowd at the Astrodome. Rookie FB Alonzo Highsmith scores two touchdowns and quarterback Warren Moon throws his 21st scoring pass of the season. That marks the most touchdown passes by an Oiler since George Blanda tossed 24 in 1963.

### RUN 'N SHOOT

Born in the 1970's under the offensive master "Mouse" Davis, the "Run 'N Shoot" offense and its concepts started to enter the NFL in the late 1980's. The Houston Oilers were one of the first teams to run the pass oriented offense that featured one running back and four wide receivers. The Oilers hired June Jones, a Mouse Davis disciple, in 1987 as quarterback coach and he integrated some of the "Run 'N Shoot" concepts into offense. Jones left following the 1988 season to join Wayne Fontes in Detroit. Kevin Gilbride, who also had worked with Davis, took over in 1989 and continued to mold the offense. With Jack Pardee's arrival as head coach in 1990, the Oilers offense became a full-time "Run 'N Shoot" offense, where in previous years it was only used in passing situations. During a three-year stretch (1990-92), the Oilers ranked first in the NFL in passing yards (avg. 4,485 passing yards per season) and second in total yards (avg. 5,954 yards per season). They set a then-franchise record for points scored in 1990 with 405. Warren Moon drove the offense and under his leadership the offense took flight and his receiving corps of Drew Hill, Haywood Jeffires, Ernest Givens and Curtis Duncan totaled unbelievable numbers as they tortured NFL defenses. Head coach Jack Pardee was relieved of his duties 10 games into the 1994 season and with that came the death of the "Run 'N Shoot" offense. New head coach Jeff Fisher moved the offense back to a conventional NFL offense in 1995.

Front Office

Coaching Staff

Players

Rookies

2007 Season

Records

History

Playoff History

Sidelines



## 1988

**January 3**—In an AFC Wild Card Playoff, the Oilers defeat the Seahawks 23-20 in overtime on Tony Zendejas' 42-yard field goal.

**January 10**—The Oilers' season ends as the Broncos defeat them 34-10 in an AFC Divisional Playoff before 75,968 fans in Mile High Stadium.

**April 21**—The Oilers acquire DE Sean Jones from Raiders along with L.A.'s second-round draft choice. Houston gives up one of its first-round draft picks, a fourth-round selection and changes places with Raiders in the third round.

**May 6**—The Oilers announce that they will hold training camp at Southwest Texas State University in San Marcos. SWTSU thus becomes the Oilers' eighth training camp site since the team's inception in 1960.

**May 17**—Oilers re-assign Mike Holovak as Assistant to the General Manager.

**July 11**—The Oilers name Dick Corrick as Director of College Scouting. Corrick joins the Oilers after working for the Green Bay Packers since 1971.

**August 29**—The Oilers complete the third undefeated preseason in their history (1965, 1986) beating the Dallas Cowboys 54-10.

**November 7**—The Oilers appear on Monday Night Football for the first time since 1982 and defeat the Cleveland Browns 24-17.

**December 14**—The rosters for the AFC-NFC Pro Bowl are released and feature eight Oilers including DE Ray Childress, WR Drew Hill, G Bruce Matthews, QB Warren Moon, G Mike Munchak and RB Mike Rozier.

**December 24**—The Oilers beat the Cleveland Browns 24-23 in an AFC Wild Card Playoff Game as RB Allen Pinkett scores two touchdowns.



**RB Mike Rozier**

## 1989

**January 1**—In an AFC Divisional Playoff Game, the Oilers drop a 17-10 decision to the Bills before 79,532 fans at Rich Stadium in Buffalo.

**February 1**—Executive Vice-President/General Manager Ladd K. Herzeg announces his resignation.

**February 2**—The Oilers announce the promotion of Mike Holovak to General Manager, replacing Ladd Herzeg. Also, under NFL's new "Plan B" free agency, 21 Oilers are left unprotected while 37 are protected.

**February 22**—The Oilers name Kevin Gilbride to the post of Quarterbacks Coach. He joins the club after serving as Offensive Coordinator at East Carolina.

**April 1**—The Oilers end up losing 15 players and signing seven under the NFL's first "Plan B" free agency system.

**April 7**—The Oilers sign QB Warren Moon to a new long-term contract.

**September 24**—Despite a sellout crowd in the first game in the newly-expanded Astrodome, the Oilers lose to the Buffalo Bills, 47-41 in overtime.

**October 1**—The Oilers defeat the Miami Dolphins 39-7 as QB Warren Moon completes a career-best 82.6% of his passes (19/23). In addition, Houston's defense holds Dolphin QB Dan Marino to his worst game as a starter (11/29, 103 yds.).

**October 22**—The Oilers record the ninth shutout in club history and their first in nine years (spanning 132 games) with a 27-0 whitewash of the Pittsburgh Steelers. Pittsburgh manages just 132 total yards, the fewest yards allowed by Houston in 12 seasons.


**December 3**—The Oilers win at Pittsburgh 23-16 despite a blizzard and windchill temperatures of -20 degrees. RB Lorenzo White's one-yard run with 21 seconds remaining wins it as the Oilers claim sole possession of first place after the season's 13th game, the latest the team has been in first place in a season since 1967.

**December 10**—The Oilers honor their 30th Anniversary "Dream Team" while defeating the Tampa Bay Buccaneers 20-17.

**December 20**—G Bruce Matthews, QB Warren Moon and G Mike Munchak are named starters for the Feb. 4 Pro Bowl.

**December 23**—In a regular season finale battle for the AFC Central Division title, the Oilers lose to the Cleveland Browns 24-20 on RB Kevin Mack's touchdown with 39 seconds left. The Oilers fall short after battling back from a 17-0 deficit as QB Warren Moon establishes personal bests for attempts (51), completions (32) and yards (414, most since George Blanda's 418 in 1961). Oilers set all-time single season attendance record with 451,027 fans, eclipsing 411,652 in 1978.

**December 31**—In an AFC Wild Card playoff game, the Oilers lose a 26-23 overtime decision to the Pittsburgh Steelers as PK Gary Anderson kicks a 50-yard field goal. Houston WR Ernest Givins catches 11 passes for 136 yards and two touchdowns.



**Mike Holovak named GM**

## 1990

**January 6**—Jerry Glanville leaves his position as Oilers’ head coach by “mutual agreement.”

**January 9**—Jack Pardee signs a five-year contract to become the 14th head coach in Houston Oiler history. Pardee joins the Oilers after enjoying a successful three seasons as the head coach at the University of Houston.

**January 12**—Head Coach Jack Pardee announces the hiring of three of his University of Houston assistant coaches to Oiler posts. Named to Pardee’s Oiler staff are Defensive Coordinator Jim Eddy, Offensive Line Coach Bob Young and Defensive Backs Coach Pat Thomas.

**January 30**—The Oilers extend the contract of Executive Vice President/General Manager Mike Holovak. In addition, the team names former LBs Coach Floyd Reese to the newly-created position of Assistant General Manager and promotes Quarterbacks Coach Kevin Gilbride to Offensive Coordinator. Also, the team announces the signing of a multi-year contract that allows KTRH-AM/KLOL-FM to broadcast all Oiler football games beginning in 1990.

**March 15**—The Oilers announce that Raycom Sports Network has agreed to a multi-year contract to televise Oiler preseason games plus a weekly wrap-up show.

**September 23**—The Oilers win their 1990 home opener 24-10 over the Indianapolis Colts as QB Warren Moon becomes the all-time leading passer in club history. Moon throws for 308 yards (plus three touchdowns) to surpass George Blanda’s team record of 19,149 yards. The record fell on a third quarter seven-yard pass to WR Haywood Jeffires. WR Drew Hill catches 10 passes for 123 yards to help key the victory.

**September 30**—The Oilers capture their first road win of the season, defeating the Chargers 17-7 as QB Warren Moon throws for 355 yards, and WR Drew Hill records his 50th career touchdown. Moon’s 27 completions allows him to pass Dan Pastorini’s club record of 1,426.

**October 14**—QB Warren Moon passes for 369 yards and a career-best five touchdowns as the Oilers hammer the Cincinnati Bengals 48-17. Moon thus becomes the first player in pro football history to throw for over 20,000 yards in two different leagues (21,228 in Canadian Football League).

**December 2**—Despite losing 13-10 in overtime at Seattle, QB Warren Moon’s 232 passing yards allow him to break his own single-season club passing record of 3,631 yards (set in 1989).

**December 9**—The Oilers shatter several team records while drubbing Cleveland 58-14. Included among the records set are most points in a game, in a quarter (31) and in a half (45). RB Lorenzo White ties a club mark with four rushing touchdowns, the first time that has been accomplished in the NFL in two years.

**December 16**—The Oilers win a key road game, beating Kansas City 27-10 at Arrowhead Stadium. QB Warren Moon again supplies the big news, completing 27 of 45 passes for 527 yards. That represents the second-best single-game passing performance in NFL history. The record belongs to the Rams’ Norm Van Brocklin, who threw for 554 yards against the New York Yanks on Sept. 28, 1951. Moon had an opportunity to break the record but declined to do so based on the Oilers’ comfortable lead. Almost overshadowed by Moon’s effort was WR Haywood Jeffires catching nine balls for 245 yards (including an 87-yard touchdown), which marked the second best receiving day in Oiler history. Charles Hennigan had 272 receiving yards versus the Patriots on Oct. 13, 1961.

**December 19**—Six Oilers are named to the AFC squad for the Feb. 3 Pro Bowl. The six include starters G Bruce Matthews, QB Warren Moon and G Mike Munchak, plus reserves DT Ray Childress, WR Ernest Givins and WR Drew Hill.

**December 23**—The Oilers lose an opportunity to cement their grasp on first place in the AFC Central Division by losing at Cincinnati 40-20. Additionally, QB Warren Moon is lost for the remainder of the season after suffering an open dislocation of his throwing thumb.

**December 29**—Oiler Owner/President K.S. “Bud” Adams and San Antonio Mayor Lila Cockrell jointly announce a tentative agreement for the Oilers to hold their annual summer training camp in San Antonio. Also, it is announced that the Oilers will serve as the host team for preseason games in San Antonio’s Alamodome when that facility is completed in 1993.

**December 30**—Led by backup QB Cody Carlson, the Oilers earn a Wild Card playoff berth by defeating the Pittsburgh Steelers 34-



**Jack Pardee named head coach**



**WR Ernest Givins**



**WR Drew Hill**

Front Office

Coaching Staff

Players

Rookies

2007 Season

Records

History

Playoff History

Sidelines

14 in the Astrodome. Carlson completes 22 of 29 passes for 247 yards and three touchdowns. With the victory, the Oilers end up in a three-way tie for first place with Cincinnati and Pittsburgh in the AFC Central.

## 1991

**January 6**—The Oilers' 1990 season comes to a close as they are eliminated from the playoffs by the Cincinnati Bengals. Houston loses at Riverfront Stadium 41-14 in an AFC Wild Card game.

**January 26**—It is announced that Earl Campbell has been voted into the Pro Football Hall of Fame. The announcement is made in Tampa, Fla. Campbell is to be enshrined on July 27.

**May 17**—The Oilers and the City of San Antonio formally sign six-year contract which will allow the Oilers to hold training camp there. Trinity University is chosen as the host school.

**September 16**—In a pre-game ceremony, Earl Campbell receives his Hall of Fame ring from Hall Executive Director Pete Elliott. In the game that follows, the Oilers defeat Kansas City 17-7 to signal the first 3-0 start in franchise history.

**October 13**—In a 23-20 victory over the Jets at Giants Stadium, WR Haywood Jeffires ties Charlie Hennigan's 30-year-old team record for receptions in a game with 13 (186 yards). QB Warren Moon completes 35 of 50 passes for 423 yards, which is the fifth-best total in team annals. Also, WR Drew Hill surpasses Hennigan's 410 catches to become the all-time leading receiver in Oiler history.

**November 3**—Despite a 16-13 overtime loss at Washington, WR Drew Hill moves past WR Ken Burrough's 6,907 receiving yards to become the Oilers' all-time leader in that category.

**November 10**—QB Warren Moon establishes career highs for completions (41) and attempts (56) as he throws for 432 yards, which is fourth best in team history, in Oilers' 26-23 overtime victory over Dallas. Moon also passes Fran Tarkenton's 47,003 yards and moves into second place behind Ron Lancaster on all-time professional passing yards chart.

**December 8**—The Oilers defeat the Steelers 31-6 in the Astrodome as Houston captures its first-ever undisputed AFC Central Division championship. QB Warren Moon throws for 254 yards and becomes just the third QB in NFL history (Miami's Dan Marino, San Diego's Dan Fouts) to have back-to-back 4,000-yard seasons.

**December 15**—QB Warren Moon surpasses Dan Marino's NFL record (378 in 1986) for completions in a season as the Oilers beat the Browns 17-14.

**December 18**—Eight Oilers (tied NFL-best), including a league-high six starters are named to the AFC team for the Feb. 2 Pro Bowl. The six starters include CB Cris Dishman, DE William Fuller, WR Haywood Jeffires, C Bruce Matthews, G Mike Munchak and LB Al Smith. DT Ray Childress and QB Warren Moon are also named to the squad although Childress was eventually unable to play because of a back/rib injury.

**December 21**—WR Haywood Jeffires becomes just the fifth player in NFL history to record 100 receptions in a single season despite the Oilers' 24-20 road loss to the Giants. Coupled with Drew Hill's 90 catches, that pair's 190 represents the most receptions by two teammates in one season in league annals. In addition, QB Warren Moon eclipses Dan Marino's NFL record (623 in 1986) for attempts in a season. DE William Fuller registers his 15th sack of the season and thus becomes the first Oiler ever to lead the conference in that category.

**December 29**—The Oilers defeat the New York Jets 17-10 in an AFC Wild Card playoff game before 61,485 fans in the Astrodome. S Bubba McDowell intercepts two key passes inside the Oiler five-yard line to preserve the win.



**WR Haywood Jeffires**

## 1992

**January 4**—After leading for most of the game, the Oilers end up losing a heartbreaking 26-24 decision to the Denver Broncos in an AFC Divisional Playoff game in front of 75,301 fans at Mile High Stadium. PK David Treadwell's 28-yard field goal with 16 seconds left in the game proves to be the deciding points. The loss mars a great performance by Oiler QB Warren Moon, who completes 75 percent of his passes (27 of 36) for 325 yards and three touchdowns.

**March 6**—The Oilers name Steve Underwood as General Counsel. Underwood joins the Oilers from the Houston firm of Caldwell and Hurst where he has handled most of the team's legal work since 1977.

**August 1**—The Oilers defeat the Dallas Cowboys 34-23 in the American Bowl in Tokyo, Japan, which marks Houston's first game outside of the United States.

**August 31**—The Oilers and QB Warren Moon reach agreement on a new multi-year contract that includes a settlement of a controversial escalator clause.

**September 29**—The Oilers sign free agent WR Webster Slaughter to a two-year contract. Slaughter had been one of four players who were declared free agents by a Minneapolis judge on Sept. 24.

**October 11**—In a 38-24 win at Cincinnati, QB Warren Moon ties a personal best with five touchdown passes to eclipse George Blanda's team record for career touchdown passes (165, Moon now has 169). Also, WR Haywood Jeffires catches three touchdown passes to tie the franchise record, and RB Lorenzo White rushes for a career-best 149 yards.

**October 18**—QB Warren Moon becomes the leading passer in professional football history by sur-

passing Ron Lancaster's 50,535 yards (in 19 years). After the Oilers' heartbreaking 27-21 loss at Denver, Moon now has 50,589 yards. Moon's total, accumulated in less than 15 seasons, includes 21,228 yards in the CFL and 29,361 yards in the NFL.

**November 15**—In Houston's 17-13 win at Minnesota, QB Warren Moon suffers a fractured upper left arm on a fourth quarter hit by Viking S Vencie Glenn and misses the next five games. Despite the injury, Moon becomes just the 14th NFL QB to surpass 30,000 passing yards as he accomplishes that faster (125 games) than any player in league history except for Miami's Dan Marino (114 games).

**November 26**—Subbing for the injured Warren Moon, QB Cody Carlson throws for a career-high 338 yards as the Oilers defeat the Lions 24-21 on Thanksgiving Day in Detroit.

**December 11**—After being diagnosed with kidney cancer, Offensive Coordinator Kevin Gilbride undergoes surgery for the removal of his cancerous kidney. He misses two games as Receivers Coach Chris Palmer and injured QB Warren Moon help to handle Gilbride's game day responsibilities.

**December 23**—An NFL-best nine Oilers earn Pro Bowl honors with four players designated as starters for the Feb. 7 game. The starters include WR Haywood Jeffires, C Bruce Matthews, G Mike Munchak and LB Al Smith. The Houston reserves feature DT Ray Childress, WR Curtis Duncan, WR Ernest Givins, QB Warren Moon and RB Lorenzo White. The inclusion of Jeffires, Givins and Duncan represents the first time ever that three receivers from the same team have been designated as Pro Bowlers.

**December 20**—Shortly after their exciting, come-from-behind 17-14 win at Cleveland, the Oilers learn that they have clinched a playoff berth for the sixth straight season. That represents the longest current post-season streak in the NFL.

**December 27**—As Houston routs Buffalo 27-3 in the regular season finale, WR Haywood Jeffires catches six passes to finish with 90 receptions. He thus leads the AFC in that category for the third straight season, becoming only the second player since the 1970 AFL-NFL merger to accomplish that feat.

## 1993

**January 3**—The Oilers lose a 41-38 OT decision at Buffalo in an AFC Wild Card playoff game. QB Warren Moon completes 36 of 50 passes for 371 yards and four first-half touchdowns.

**January 4**—The Oilers announce that they will not offer new contracts to Defensive Coordinator Jim Eddy and Defensive Backs Coach Pat Thomas.

**January 29**—The Oilers name Buddy Ryan as the team's defensive coordinator.

**July 2**—NFL Commissioner Paul Tagliabue rules in a dispute between the Oilers and Redskins. Tagliabue completes a trade which sends Washington LB Wilber Marshall to Houston in exchange for the Oilers' third-round draft choice in 1994 and their fifth-round selection in 1995.

**November 14**—WR Haywood Jeffires ties a team record with three touchdown receptions and QB Warren Moon throws four touchdown passes in just over two quarters of playing time as the Oilers rout the Bengals 38-3 at Riverfront Stadium. RB Gary Brown earns AFC Offensive Player of the Week honors by rushing for 166 yards in his first NFL start, which marks the most yards by an Oiler back in 12 years.

**November 21**—RB Gary Brown explodes for 194 rushing yards to lead Houston to its fifth consecutive win, a 27-20 victory at Cleveland. Brown's rushing total is the highest by any AFC back in three years and the most by an Oiler in 13 years. His back-to-back running sum of 360 yards is also the team's best in 13 seasons. Brown becomes the first NFL back in 10 years to gain over 100 yards in his first two career starts. Also, S Marcus Robertson ties a team record by becoming the first Oiler in 22 years to collect three interceptions in a game.

**November 28**—In the Oilers' 23-3 Astrodome victory over the Steelers, WR Ernest Givins passes Drew Hill's 480 catches to become Houston's all-time leading receiver.

**December 5**—As Houston captures its seventh straight win with a 33-17 home decision over Atlanta, the Oilers' defense forces seven turnovers (including a team record-tying six interceptions) for its highest such total in 16 years.

**December 14**—Oilers DT Jeff Alm commits suicide following the death of his best friend in a traffic accident. The Oilers hold a memorial service for their teammate the following day.

**December 19**—The Oilers clinch their second outright AFC Central Division championship with a 26-17 win over the Steelers at Three Rivers Stadium. Houston thus cements a playoff berth for the seventh consecutive season, the longest current streak in the NFL. The Oilers also become just the second team since the 1970 AFL-NFL merger to go undefeated within the AFC's Central Division (also 1975 Steelers). Against Pittsburgh, PK Al Del Greco surpasses the team record of 115 points in a single season.

**December 28**—G Mike Munchak establishes Oilers record with ninth Pro Bowl selection (Elvin Bethea had eight appearances).

## 1994

**January 2**—The Oilers close the regular season with their club record 11th consecutive win, a 24-0 shutout of the Jets in the Astrodome. The winning streak is the longest in the NFL in nine years as the Oilers become just the fifth team in league history to close a season with 11 straight victories. The Oilers also set a franchise record with 12 wins for the season and go undefeated in both November and December for just the third time ever. Amazingly, RB Gary Brown finished with 1,002 yards in just eight starts.



**Oilers win 11 straight games**

**January 27**—The Oilers promote Assistant General Manager Floyd Reese to the position of Executive Vice President/General Manager. Reese succeeds Mike Holovak, who assumes the title of Vice-President/Player Personnel and Scouting.

**February 8**—The Oilers promote Kevin Gilbride to Assistant Head Coach/Offense and name Dick Coury as the team's Offensive Coordinator.

**February 9**—Houston names Jeff Fisher as its new Defensive Coordinator, replacing Buddy Ryan, who left the Oilers to become General Manager/Head Coach of the Arizona Cardinals.

**April 13**—The Minnesota Vikings announce that they have reached an agreement to acquire QB Warren Moon from the Oilers in exchange for draft choices.

**August 15**—The Oilers defeat the Dallas Cowboys 6-0 before 112,376 fans at Azteca Stadium in Mexico City. The in-house attendance is the largest ever for an NFL game.

**September 4**—WR Ernest Givins becomes Oilers' all-time receiving yardage leader, surpassing Drew Hill's mark of 7,477. Givins would end the season with 7,935 yards on 542 career receptions.

**November 6**—G Mike Munchak, who announced his retirement on July 21, 1994 to join the Oilers under the title of Assistant to Football Operations, is honored by Oiler Owner/President K.S. "Bud" Adams, Jr., by having his #63 jersey retired at halftime ceremonies of Oilers-Steelers game.

**November 14**—After a 1-9 start, Head Coach Jack Pardee and Assistant Head Coach/Offense Kevin Gilbride are relieved of their duties. Jeff Fisher is elevated to title of Head Coach/Defensive Coordinator.

**December 24**—Houston closes out season with 24-10 victory over the N.Y. Jets for Fisher's first win.



Floyd Reese named GM

## 1995

**January 5**—Houston announce that Jeff Fisher will remain as head coach, officially becoming the 15th head coach in franchise history.

**January 17**—As his first hire, Fisher brings in Jerry Rhome under the title of Offensive Coordinator.

**March 3**—The Oilers jump into the free-agent pool and sign the NFL's all-time leading kickoff returner, Mel Gray. Gray joins the Oilers after successful stints with the Detroit Lions and New Orleans Saints.

**March 7**—The team announces five-year contract with KHTV/Channel 39 to broadcast Oilers' pre-season games. The pact reunites the team and KHTV, which carried Oilers preseason action in '89.

**March 23**—Houston lures in one of the most coveted unrestricted free agents by signing C Mark Stepanoski from the Dallas Cowboys.

**March 28**—The Oilers sign veteran QB Chris Chandler from the Rams.

**April 22**—With the third overall choice in the draft, Houston selects Alcorn State QB Steve McNair.

**July 25**—QB Steve McNair signs contract at press conference held at Oilers' training camp.

**August 11**—Tennessee newspaper reports that Nashville Mayor Phil Bredesen is meeting with Oiler officials. Nashville is willing to build new stadium if it will attract a professional team. K.S. "Bud" Adams, Jr. and Bredesen execute an agreement that gives the City of Nashville a 70-day exclusive negotiating period with the Houston Oilers to build a stadium and relocate the team.

**August 19**—Oilers-Chargers preseason game is canceled by NFL after field is deemed unplayable for safety reasons.

**September 3**—The Oilers travel to Jacksonville and defeat the Jaguars 10-3 in the expansion team's inaugural game.

**September 24**—QB Chris Chandler connects on 23 of 26 passes for 352 yards and four touchdowns, leading Oilers to a 38-28 win over the Bengals at Riverfront Stadium. Chandler's 88.46 completion percentage misses the NFL record by one completion. Chandler, who hooked up with rookie WR Chris Sanders on touchdown passes of 58 and 46 yards, is named AFC Offensive Player of the Week.

## McNAIR AND GEORGE

First round draft picks in consecutive years, QB Steve McNair (drafted in 1995) and RB Eddie George (drafted in 1996) became the centerpiece of a team that advanced to the playoffs in four of five years (1999, 2000, 2002, 2003). From 1997, McNair's first season as a starter, until Eddie George's final season as a Titan in 2003, the two combined to pull the franchise to new heights, including the team's first Super Bowl appearance (XXXIV). The duo started in the same backfield 107 times during their seven seasons together and posted a 67-40 record (.626 winning percentage) in those games, and 5-4 in postseason. The 2003 season would be memorable for both as McNair was named Co-MVP of the NFL, becoming only the franchise's second player to garner the honor (Campbell in 1979) and George became the franchise's all-time leading rusher, passing Earl Campbell and becoming only the 17th running back to reach 10,000 career rushing yards. Each player personified toughness with legendary stories told of McNair returning from injuries to lead his team to victory and George never missing a start in his eight year franchise career - 128 games - which represented the most consecutive starts in NFL history for a running back to start a career.

**November 2**—Oilers' long-time equipment assistant Bill "Mojo" Lackey passes away after a massive stroke.

**November 5**—Oilers win 37-10 over Browns and dedicate game to "Mojo" and his family. The win marks the Oilers' largest margin of victory at Cleveland since a 40-10 decision on Oct. 12, 1975.

**November 12**—K.S. "Bud" Adams, Jr. and the Oilers announce the establishment of the Bill "Mojo" Lackey Memorial Award, which would be given to the player, coach or front office staff member that best exemplifies the qualities of the former equipment assistant. A \$10,000 check is given to the winner to be awarded to charity in his or her name.

**November 16**—K.S. "Bud" Adams, Jr. and Nashville Mayor Phil Bredesen sign a relocation agreement to move the Oilers to Tennessee.

**December 14**—G Bruce Matthews, S Blaine Bishop, CB Darryll Lewis and C Mark Stepnoski are selected to the Pro Bowl. Matthews sets the Oiler mark for consecutive selections with his eighth consecutive Pro Bowl honor.

**December 17**—Paul "Hoss" Noska, equipment assistant, is honored with the first Bill "Mojo" Lackey Memorial Award.

## 1996

**March 26**—Oilers sign veteran WR Willie Davis from the Kansas City Chiefs.

**April 20**—After trading down in the first round (from 9th to 17th) to acquire extra picks from Oakland, General Manager Floyd Reese and Head Coach Jeff Fisher execute a trade with the Seattle Seahawks to move back up to the 14th spot in the 1996 draft to select Heisman Trophy winner Eddie George from Ohio State. Sent to the Seahawks in the trade was DT Glenn Montgomery.



**Oilers draft Eddie George**

**April 30**—The National Football League approves the team's relocation to Nashville in a special owner's meeting held in Atlanta, Ga.

**May 3**—Adding more weapons to the offense, the Oilers agree to terms with RB Ronnie Harmon from the San Diego Chargers.

**May 7**—Voters of Davidson County in Nashville, Tenn., overwhelmingly approve a referendum held to decide on the use of public funding for a new downtown stadium.

**October 20**—With a 22-yard field goal, K Al Del Greco sets the club record for most career field goals, surpassing K Tony Zendejas (117).

**October 27**—Del Greco kicks the longest field

## HOUSTON OILERS TO TENNESSEE TITANS

After trying unsuccessfully for many years to construct a deal with the city of Houston for a new football or multi-use stadium, Oilers owner K.S. "Bud" Adams, Jr. decided that moving his franchise to another city might be the only solution left to keep the team financially competitive. In the spring of 1995, research was completed and several cities were identified as desirable for relocation and at the top of the list was Nashville, Tenn. In the summer of 1995, Adams contacted Nashville's mayor, Phil Bredesen, to see if the city would be interested in having the team relocate to the region. A 70-day exclusive negotiating period was agreed to and in November the two had signed a relocation agreement that would bring the Oilers to Nashville. In April of 1996, the NFL approved the team's relocation and on May 7th, the voters of Davidson County approved a referendum on using public funding for the new downtown stadium. Dec. 15, 1996 would mark the Oilers final home game at the Astrodome in Houston — a 21-13 loss to Cincinnati in front of 15,131 fans. In May of 1997, the team reached a settlement with the Astrodome that let them escape the final year of the contract and allowing the team to play the 1997 season in Tennessee. With the new stadium in Nashville still two years from completion, the team decided to play at Memphis' Liberty Bowl until the stadium was complete. The Tennessee Oilers opened their inaugural season in the state of Tennessee with a 24-21 overtime win over the Oakland Raiders at the Liberty Bowl in front only 30,000 fans. The Oilers struggled with low attendance throughout the 1997 season and by March of 1998, the Oilers reached an agreement to play the 1998 season at Vanderbilt Stadium in Nashville. Crowds at Vanderbilt Stadium were an improvement from the previous year, but the team could only muster a 3-5 home mark. During the 1998 season, Adams announced the Oilers name would be retired and the team would be renamed the Titans as they entered their new stadium for the 1999 season. In April of 1999, the team unveiled their new Titans uniforms and in August the team played its first game at the new Adelphia Coliseum (in 2002 Adelphia's name is removed and in 2006 it is named LP Field). The 1999 season ends with the franchise's first Super Bowl berth in the team's 40-year history. A total of 20 players endured the entire odyssey of playing in Houston in 1996, Memphis in 1997, Vanderbilt in 1998 and LP Field in 1999.



**Adams presents Mayor Bredesen a jersey**

Front Office

Coaching Staff

Players

Rookies

2007 Season

Records

History

Playoff History

Sidelines

goal in team history with a 56-yarder at the end of the first half versus the 49ers.

**November 17**—In a clash with the Miami Dolphins, G Bruce Matthews becomes the Oilers' all-time leader in games played with his 211th contests, breaking Elvin Bethea's mark of 210. Matthews would go on to also set the team marks for most consecutive games played and started.

**December 12** – G Bruce Matthews, S Blaine Bishop, C Mark Stepnoski and ST player John Henry Mills are selected to the Pro Bowl. Matthews extends the Oiler mark for consecutive selections (9) and ties G Mike Munchak for most overall selections (9).

**December 15** – Oilers play their final game in Houston with a 21-13 loss to the Cincinnati Bengals in the Astrodome.

**December 22** – RB Eddie George finishes the 1996 season with 1,368 yards rushing en route to Rookie of the Year accolades. In addition, George's ground totals were only 82 yards shy of RB Earl Campbell's rookie record of 1,450. On this day, George would also help the Oilers to a 24-21 win over the Baltimore Ravens for a franchise-best 6-2 road record.

## 1997

**January 1**—The team promotes linebackers coach Gregg Williams to defensive coordinator.

**January 3**—After relieving Jerry Rhome of his duties, the Oilers make wide receivers coach Les Steckel the team's offensive coordinator/quarterbacks coach.

**February 24**—Oilers trade QB Chris Chandler to the Atlanta Falcons for two 1997 draft choices (4th and 6th).

**May 3**—City of Nashville holds ground-breaking ceremonies for the team's downtown stadium.

**May 8**—After formulating an agreement earlier with Harris County (Houston), K.S. "Bud" Adams, Jr. and Astrodome USA owner Drayton McLane, Jr. reach a settlement for the final year of Oilers' lease at the Astrodome. Under appointed mediator Alice Oliver Parrott, the two sides clear the biggest step in the team's ability to play games in Tennessee for the 1997 season.

**June 5**—Oilers reach agreement with Memphis Sports Authority, clearing the way for the team to play it's games in the Liberty Bowl.

**June 12**—Oilers hold press conference in Nashville to formally announce the club's intention to play the 1997 season in Tennessee, and introduce an inaugural patch and logo which merges the Oilers traditional "Oil derrick" with the Tennessee state flag.

**July 18** – Oilers players report to Tennessee State University for their first training camp in the state of Tennessee. Also, Oilers sign DE Kenny Holmes, 1997 first-round selection, to a four-year contract.

**July 19** – Oilers sign GM Floyd Reese to a four-year extension running through 2001 season.

**August 2** – Oilers play first preseason game of 1997 season at Liberty Bowl in Memphis, falling to the New Orleans Saints 21-12.

**August 9** – Oilers play their first ever game at Vanderbilt Stadium, an 18-12 preseason loss to the Washington Redskins.

**August 15** – Oilers move into their temporary training facility in Bellevue.

**August 23** – Oilers promote Don MacLachlan to Executive Vice President of Marketing, Broadcasting, and Ticketing.

**August 27** – Oilers sign free agent SS Blaine Bishop.

**August 31** – Oilers open their inaugural season in the state of Tennessee with a 24-21 overtime win over the Oakland Raiders at Liberty Bowl. RB Eddie George ties Billy Cannon's franchise record for rushing yards in a game with 216 yards on 35 carries. With the game-winning field goal in overtime, PK Al Del Greco becomes the Oilers all-time points leader, surpassing George Blanda's total of 596 points.

**October 27** – In their first-ever trip to Arizona, the Oilers defeat the Cardinals 41-14.

**November 27** – Oilers defeat Dallas 27-14 on Thanksgiving Day in front of a national-television audience. It marked the first regular season game in Texas for the Oilers since their move to Tennessee.

**December 11** – G Bruce Matthews, RB Eddie George, and SS Blaine Bishop are selected to the Pro Bowl. Matthews extends the mark for consecutive selections (10) and surpasses G Mike Munchak for most overall selections (9).

**December 14** – Oilers fall to the Baltimore Ravens 21-19 in the final game at Baltimore's Memorial Stadium. It marked the second time the Oilers closed the stadium, because on Dec. 18, 1983, the Oilers played at the Baltimore Colts in what would be their final game in Baltimore.

**December 21** – Oilers close their inaugural season in Tennessee with an 8-8 record after a 16-6 win over Pittsburgh in Memphis.

## 1998

**February 14** – Oilers agree to terms with free agent WR Yancey Thigpen from Pittsburgh.

**February 19** – Oilers agree to terms with free agent P/K Craig Henrich from Green Bay.

**February 24** – Oilers reach agreement with Shelby County Sports Authority and Memphis Park Commission to be released from the final year of their lease at the Liberty Bowl.

**March 4** – Oilers and Vanderbilt University reach tentative agreement for the Oilers to play at Vanderbilt Stadium for the 1998 season.



George's record game vs. Oakland

**March 11** – Oilers agree to terms with free agent TE Jackie Harris from Tampa Bay.

**April 16** – A tornado rips through Nashville, damaging three cranes and 10 portable trailers at the Oilers East Bank Stadium construction site.

**April 18** – In the franchise's first draft as the Tennessee Oilers, the club selects WR Kevin Dyson from Utah with its first-round selection (16th overall) in the NFL Draft.

**April 23** – Oilers finalize deal to play at Vanderbilt Stadium for the 1998 season.

**May 15** – Oilers finalize deal to acquire land in MetroCenter for a permanent practice facility to be finished in the summer of 1999.

**May 28** – Oilers reach agreement with Tennessee State University to hold the Oilers 1998 Training Camp on TSU's campus. It marks the first time in club history that the Oilers have had consecutive training camps outside the state of Texas.

**July 29** – Owner K.S. "Bud" Adams, Jr., listens to the Tennessee fans and announces that he will change the name of the team. An advisory council is later formed to research names and a "Guess the Name" contest is introduced to fans to gain additional feedback.

**Oct. 18** – Oilers win first home game in Nashville, a 44-14 victory over Cincinnati.

**Oct. 29** – Former Oiler and nine-time Pro Bowl Guard Mike Munchak is announced among 76 nominees for the Pro Football Hall of Fame.

**Sept. 12** – Oilers play first regular season home game in Nashville vs. San Diego Chargers.

**Nov. 4** – First Oilers coach, Lou Rymkus, passes away at 78.

**Nov. 14** – Oilers owner K.S. "Bud" Adams, Jr., announces that the Oilers will become the "Tennessee Titans" beginning in 1999. "We wanted a new nickname to reflect strength, leadership and other heroic qualities," Adams said.

**Dec. 22** – Oilers owner K.S. "Bud" Adams, Jr., unveils new Tennessee Titans logo and colors, featuring the fire of the Titans and exemplifying power, strength, knowledge and excellence. "I feel we have developed a logo that fans throughout the state of Tennessee and around the country will embrace for years to come," Adams said.

**Dec. 26** – Oilers era comes to end against Minnesota Vikings.



Adams announces name change



Adams unveils Titans logo

## 1999

**January 1** – G Bruce Matthews and P Craig Hentrich earn All-Pro honors.

**February 8** – G Bruce Matthews, P Craig Hentrich, RB Eddie George & TE Frank Wycheck represent AFC in Pro Bowl.

**February 26** – Steve Walters (WR's) and Jim Washburn (DL) added to coaching staff.

**April 13** – Titans unveil new uniforms and helmets before packed crowd at the new stadium.

**April 17** – Titans make Florida DE Jevon Kearse their first selection in the 1999 NFL Draft.

**May 3** – Veteran players tour stadium and practice facility. Mr. Adams presents pair of tickets to each stadium worker in appreciation of their hard work.

**May 3** – George Henshaw promoted to Assistant Head Coach/Running game. Jim Schwartz added to staff as Defensive Assistant/Quality Control Coach.

**May 8** – Final auditions determine first ever Titans cheerleading squad.

**May 13** – 11-time Pro Bowl offensive lineman Bruce Matthews re-signs with team.

**May 14** – Stadium lights turned on for 100-hour test.

**May 17** – Titans announce that 1999 training camp will be held at Baptist Sports Park in Bellevue.

**May 18** – Stadium sod is laid down.

**July 8** – Adelphia Coliseum name and logo are unveiled at a downtown ceremony.

**July 23** – Titans name former Minnesota Senior Vice President Jeff Diamond President and Chief Operating Officer, and agree to terms with former Pittsburgh Pro Bowl quarterback Neil O'Donnell.

**July 27** – The Titans sign their first-round draft selection, Florida DE Jevon Kearse, to a multi-year contract.



Titans Uniforms Unveiled



First game in new stadium

Front Office

Coaching Staff

Players

Rookies

2007 Season

Records

History

Playoff History

Sidelines



**August 15** - The Tennessee franchise plays its first preseason game under the name Titans, a 22-20 loss at Kansas City. The game is the first in franchise history played in a uniform other than the Oilers.

**August 27** - Titans defeat Atlanta, 17-3, in the first preseason game at Adelphia Coliseum.

**September 2** - Owner K.S. "Bud" Adams, Jr. and his wife, Nancy, announce the creation of the Tennessee Titans Foundation, an organization established to serve the charitable interests of the state of Tennessee by providing financial support and other resources to non-profit organizations, enriching and strengthening communities throughout the state. Adams donates \$500,000 to start the foundation.

**September 5** - Cornerback Darryll Lewis, the team leader in interceptions in each of the past five seasons, is released.

**September 12** - Al Del Greco kicks a 33-yard field goal to lift the Titans to a 36-35 win over Cincinnati in the first regular season game and victory at Adelphia Coliseum. The win, in front of 65,272 fans, is the team's first as the Titans, and quarterback Steve McNair passes for a career-high 341 yards in the victory.

**September 26** - The team wins its first road contest as the Titans, a 20-19 victory at Jacksonville sealed by a Samari Rolle interception in the end zone with under a minute remaining.

**October 31** - Steve McNair returns after missing five games because of a back injury to lead the Titans to defeat the previously-unbeaten St. Louis Rams, 24-21 at Adelphia Coliseum. McNair is named Miller Lite NFL Player of the Week for his performance in the victory.

**December 19** - Tennessee clinches the franchise's first playoff berth since 1993 with a 30-17 win over Atlanta at Adelphia Coliseum.

**December 22** - G Bruce Matthews, RB Eddie George, DE Jevon Kearse and TE Frank Wycheck are named to the AFC team for the Pro Bowl. Matthews extends his franchise records for consecutive and overall selections (12), and Kearse becomes the first rookie defensive end selected to the Pro Bowl in AFC history and the first in the NFL since 1978.

**December 26** - Tennessee defeats Jacksonville for the fourth consecutive time, a 41-14 victory in which Steve McNair throws five touchdown passes. McNair earns his first AFC Offensive Player of the Week and his second Miller Lite NFL Player of the Week honor this season for his efforts. The win completes the first unbeaten home regular season in club history.

## 2000

**January 8** - In a play known as the "Music City Miracle," Kevin Dyson returns a Frank Wycheck lateral on a kickoff return 75 yards for a touchdown, lifting the Titans to a 22-16 victory in the AFC Wild Card playoff game over the Buffalo Bills. The improbable play, which occurred with just 16 seconds remaining in the game, gives the franchise its first playoff win in Tennessee in addition to its first since 1993.

**January 16** - Eddie George rushes for 162 yards, including a 68-yard touchdown run, as the Titans defeat the Indianapolis Colts, 19-16, in an AFC Divisional Playoff game at the RCA Dome.

**January 23** - The Titans beat Jacksonville for the third time of the season and fifth consecutive time, using 23 second-half points en route to a 33-14 win at Alltel Stadium in Jacksonville. Steve McNair runs for two touchdowns and Derrick Mason returns a kickoff 80 yards in the win. The win sends Tennessee to its first Super Bowl in franchise history and its first AFC/AFL Championship since 1961.

## HOME SWEET HOME

The newly-named Tennessee Titans opened their new stadium, Adelphia Coliseum (later to be named LP Field) with the regular season opener on Sept. 12, 1999 against the Cincinnati Bengals. The back and forth game would end with the Titans hanging on for a 36-35 win. The win would start a historic streak of 12 consecutive wins to open the new stadium. The 12 consecutive wins were the most in the modern era for a new stadium (Texas Stadium, 9 wins in 1971) and one short of the all-time record by the Buffalo Americans in 1920. The Titans first loss in their new home would come against the Baltimore Ravens on Nov. 12, 2000. The winning streak actually began in the spring of 1998, when a devastating tornado ripped through Nashville, but only gave a glancing blow to the under construction stadium and sparing it from destruction.



Music City Miracle



AFC Championship victory



Super Bowl XXXIV in Atlanta

**January 30** – The Titans fall short in their quest to win Super Bowl XXXIV, as Kevin Dyson is stopped one yard short of the end zone on the final play of the game in a 23-16 St. Louis Rams victory.

**February 16** – The Titans sign unrestricted free agents LB Randall Godfrey (Dallas) and T Fred Miller (St. Louis).

**March 7** – Mike Heimerdinger is named offensive coordinator, replacing Les Steckel.

**March 13** – Craig Johnson (quality control/offense) and Ronnie Vinklarek (quality control/defense) are added to the coaching staff, while Jim Schwartz is promoted to linebackers coach.

**June 15** – The Titans extend the contract of Head Coach Jeff Fisher and expand his title to Executive Vice President.

**July 19** – The Titans extend the contract of RB Eddie George.

**August 25** – The Titans host Monday Night Football for the first time since moving to Tennessee. A sell-out crowd of 68,072 at Adelphia Coliseum watch the Titans defeat St. Louis, 30-3, in a pre-season Super Bowl XXXIV rematch.

**October 16** – The Titans host their first regular season Monday Night Football game at Adelphia Coliseum, a 27-13 victory over the Jacksonville Jaguars.

**November 12** – Tennessee's NFL record of 12 consecutive victories to open a new stadium ends in a 24-23 loss to the Baltimore Ravens.

**December 14** – S Blaine Bishop, RB Eddie George, T Brad Hopkins, DE Jevon Kearse, KR Derrick Mason, G Bruce Matthews, CB Samari Rolle and TE Frank Wycheck are named to the AFC team for the Pro Bowl. QB Steve McNair is added as an alternate, giving the Titans nine players on the Pro Bowl roster, the most for the franchise since nine players were selected in 1992.

**December 17** – At Cleveland, Bruce Matthews passes brother Clay on NFL games played list at 279 games. Both are honored in pre-game ceremony.

**December 25** – The Titans clinch the AFC Central Division Championship with a 31-0 victory against the Dallas Cowboys, earning a 13-3 record for the second-consecutive season and home-field advantage throughout the playoffs. The defensive unit finishes the season ranked first overall in the NFL.



**Sack master Jevon Kearse**

## 2001

**January 7** – Baltimore defeats the Titans, 24-10, in an AFC Divisional Playoff game at Adelphia Coliseum.

**February 1** – Defensive coordinator Gregg Williams is hired as head coach of the Buffalo Bills.

**February 2** – Jim Schwartz is promoted to defensive coordinator.

**February 6** – Gunther Cunningham, former Kansas City Chiefs head coach, is named assistant head coach defense/linebackers.

**February 22** – Everett Withers is named defensive backs coach.

**March 2** – The Titans re-sign unrestricted free agent WR/KR Derrick Mason, who set an NFL record in 2000 with 2,690 all-purpose yards.

**March 7** – The Titans agree to terms with unrestricted free agent K Joe Nedney from the Carolina Panthers.

**March 8** – Former Pro Bowl safety Chuck Cecil is hired as defensive quality control coach.

**March 28** – The Titans agree to trade their first pick (29th overall) in the 2001 NFL Draft to the St. Louis Rams for defensive end Kevin Carter.

**April 21** – The Titans select DB Andre Dyson with their first selection (2nd round/60th overall) in the 2001 NFL Draft.

**May 22** – The NFL announces its plans to realign divisions beginning in 2002, placing the Titans in the new AFC South with the Jacksonville Jaguars, Indianapolis Colts and expansion Houston Texans.

**August 4** – Mike Munchak, Titans offensive line coach and former Houston Oilers guard, is inducted in the Pro Football Hall of Fame after being selected for enshroument on Jan. 27.

**September 25** – Former Nashville Kats (Arena Football League) Head Coach Pat Sperduto is hired as director of arena football league operations.

**October 7** – Starting at center in Baltimore, Bruce Matthews plays in his 283rd NFL game and surpasses Jim Marshall for first place on league's all-time list for games played among non-kickers.

**December 30** – Eddie George records a season-high 130 yards rushing against Cleveland, marking the 30th 100-yard game of his career. Additionally, George becomes the first RB in franchise history to post 200 career pass receptions.



**Receptions leader Derrick Mason**

## 2002

**January 2** – Bruce Matthews is named to his 14th consecutive Pro Bowl, tying him with Merlin Olsen for the most Pro Bowl selections in league history. Jevon Kearse also is selected for the third consecutive year.

# HISTORICAL HIGHLIGHTS

Front Office

Coaching Staff

Players

Rookies

2007 Season

Records

History

Playoff History

Sidelines

**April 5** – The team begins its fifth annual Tennessee Titans Caravan. With 16 players plus staff participating, Titans Caravan V goes on to make 64 stops, including 27 schools, in Tennessee, Kentucky and Alabama over a two-week period.

**April 20** – The Titans select DT Albert Haynesworth with their first pick (15th overall) in the 2002 NFL Draft.

**April 30** – Titans owner K.S. “Bud” Adams announces that he has purchased an expansion Arena Football League team that will begin play in Nashville in 2004. The team will keep the name of the previous AFL team that played in Nashville, the Nashville Kats.

**May 15** – The Titans reach an agreement with Citadel Communications to move the Titans’ flagship radio station to Nashville’s 103 WKDF (103.3 FM).

**May 30** – Craig Johnson is promoted to quarterbacks coach. Ned James is hired as offensive assistant.

**June 4** – The Titans reach a tentative agreement with Adelphia Business Solutions to have Adelphia’s name removed from the coliseum, pending court approval.

**July 15** – Offensive lineman Bruce Matthews officially announces his NFL retirement from the offices of Titans owner K.S. “Bud” Adams, Jr., in Houston, Tex.

**September 7** – Titans owner Bud Adams unveils his team’s PSL Founder’s Club display at Coliseum.

**December 1** – RB Eddie George becomes franchise’s all-time leading rusher, passing Earl Campbell, in victory at New York Giants.

**December 8** – Former Titans/Oilers offensive lineman Bruce Matthews is inducted into Titans’ Hall of Fame and has his jersey retired during special halftime ceremony during Colts game.

**December 22** – Titans clinch inaugural AFC South Division with 28-10 victory at Jacksonville.

**December 29** – Titans go undefeated in inaugural AFC South division with 13-3 victory at Houston, securing a first-round bye in playoffs. The Titans become NFL’s third team to advance to playoffs after starting their season 1-4.

## 2003

**January 1** – QB Steve McNair finishes third in league MVP voting behind Rich Gannon and Brett Favre.

**January 11** – Titans defeat Steelers 34-31 in bruising AFC Divisional Playoff Game.

**January 19** – Titans play in franchise’s fourth AFC Championship Game, but fall short at Oakland, 41-24.

**January 25** – Former Houston Oilers DE Elvin Bethea named to the Pro Football Hall of Fame’s 2003 class.

**February 3** – Head coach Jeff Fisher coaches the AFC to a 45-20 victory in Pro Bowl.

**February 7** – Titans president Jeff Diamond signs a new one-year contract.

**April 26** – Titans select CB Andre Woolfolk with their first pick (28th overall) in the 2003 NFL Draft.

**June 25** – Head coach Jeff Fisher agrees to terms on a long-term contract extension.

**December 7** – Frank Wycheck becomes the fourth tight end in NFL history to record 500 career receptions in Tennessee’s 29-27 loss at home to Indianapolis.

**December 7** – WR Derrick Mason catches six passes for 64 yards at home vs. Indianapolis to record his third consecutive 1,000-yard receiving season.

**December 18** – The NFL announces that four Titans are going to the 2004 Pro Bowl – QB Steve McNair (named the starter), along with LB Keith Bulluck, WR Derrick Mason, and P Craig Hentrich. OT Brad Hopkins would later be named to the Pro Bowl as a reserve.

**December 21** – QB Steve McNair leads a miraculous comeback at Houston, throwing the game-winning touchdown to Drew Bennett with 17 seconds left in Tennessee’s 27-24 victory on the road. In the process, McNair surpasses 3,000 passing yards for the season, joining Warren Moon as only the second QB in franchise history to do so four times.

**December 28** – Recently re-signed QB Neil O’Donnell starts following injuries to Steve McNair and Billy Volek. He threw for 232 yards and a pair of touchdowns in Tennessee’s season-ending 33-13 victory over the defending Super Bowl Champion Tampa Bay Buccaneers. It marked O’Donnell’s last NFL game as he would announce his retirement following the season. Eddie George becomes the 17th running back in NFL history to record 10,000 rushing yards in the team’s victory over the Bucs. George rushes for 87 yards to push him over the 1,000-yard rushing mark for the seventh time in his eight NFL seasons. It marked the final regular season game and the final home game for George as a Titan.

## 2004

**January 2** – QB Steve McNair named NFL’s co-MVP along with Colts QB Peyton Manning. Each player receives 16 votes from a national panel of 50 journalists.

**January 3** – Titans defeat Ravens 20-17 in AFC Wild Card



Nedney FG beats Steelers



George’s final game as a Titan

Playoff Game in Baltimore.

**January 10** – Titans fall at New England in AFC Divisional Playoff Game, the coldest playoff game in franchise history (four degrees, minus 10 wind chill).

**January 11** – K Gary Anderson, the NFL's all-time leading scorer (2,346 points), announces his retirement after 22 seasons.

**January 20** – Titans owner K.S. "Bud" Adams re-assumes team president role after Jeff Diamond's contract expires.

**January 23** – TE Frank Wycheck announces his retirement from the NFL after 11 seasons in the league.

**April 24** – Titans select a league-high 13 players in the 2004 NFL Draft, including three players in the second round (the team traded its first-round pick) – TE Ben Troupe, DE Travis LaBoy and DE Antwan Odom.

**July 22** – Titans release RB Eddie George.

**September 11** – The Titans season opener at Miami is played on Saturday instead of Sunday due to impending Hurricane Ivan. Titans running back Chris Brown rushes for 100 yards in his first NFL start en route to the team's 17-7 victory.

**October 11** – On Monday Night Football, Steve McNair quarterbacked the Titans to a 48-27 victory over Green Bay to give him 71 career wins as a starter, surpassing Warren Moon's previous franchise record of 70 victories. The 48 points set a Lambeau Field record for a visiting team. Also in the game, running back Chris Brown carries 27 times for 148 yards and two touchdowns, joining Stump Mitchell (St. Louis Cardinals) and Don Calhoun (New England Patriots) to become the third player in NFL history to gain 100 or more rushing yards in four of his first five NFL starts.

**December 13** – Running back Chris Brown totals 91 yards against Kansas City to become the franchise's eighth player to eclipse 1,000 season rushing yards. He finishes the season with 1,067 yards on 220 carries.

**December 19** – Titans quarterback Billy Volek becomes fourth quarterback in NFL history to pass for 400 or more yards in two consecutive games after passing for 426 yards against Kansas City (12/13) and 492 yards at Oakland (12/19). The 918-yard total is the second-best two-game total in NFL history behind Phil Simms' record of 945 yards (1985).

## 2005

**January 28** – The Arena Football League's Nashville Kats begin play under owner K.S. "Bud" Adams, Jr., winning 47-38 at the Columbus Destroyers.

**February 9** – University of Southern California assistant Norm Chow is hired as Titans offensive coordinator after a 32-year career in college football.

**February 21** – Titans part ways with six veterans – K Joe Nedney, DE Kevin Carter, CB Samari Rolle, RB/FB Robert Holcombe, T Fred Miller and WR Derrick Mason – due to salary cap concerns.

**April 23** – Titans select West Virginia cornerback Adam "Pacman" Jones with the sixth overall pick in the 2005 NFL Draft.

**May 6** – Titans owner K.S. "Bud" Adams, Jr. pledges \$600,000 over three years for scholarship program that provides money for college for one student-athlete from every high school in Tennessee.

**September 6** – Through his foundation, quarterback Steve McNair organizes a relief drive for victims of Hurricane Katrina. Titans fans respond in droves, arriving at LP Field to fill over 20 tractor trailers worth of goods to be sent to the Gulf Coast region.

**September 18** – Titans General Manager Floyd Reese becomes the first GM in team history to record 100 wins as the Titans defeat the Ravens by a score of 25-10.

**October 9** – Head Coach Jeff Fisher becomes the 34th coach in NFL history and the first in franchise history to notch 100 wins as the Titans win at Houston by a score of 34-20. Also in the game, quarterback Steve McNair became the 49th player in NFL history and second player in franchise history to reach 25,000 career passing yards.

## 2006

**February 12** – Titans defensive end Kyle Vanden Bosch plays in his first career Pro Bowl. In his first season with the Titans, Vanden Bosch finished fourth in the NFL with 12.5 sacks, the most by a team member since 1999.



**McNair named NFL co-MVP**



**Anderson FG tops Baltimore**



**Wycheck announces retirement**



**Vanden Bosch posts 12.5 sacks**

Front Office

Coaching Staff

Players

Rookies

2007 Season

Records

History

Playoff History

Sidelines

**February 24** – K.S. “Bud” Adams, Jr. is inducted into the Tennessee Sports Hall of Fame.

**March 13-15** – After a delay to the start of the NFL year due to collective bargaining talks between the league and the NFL Players Association, the Titans strike quickly in the initial days of free agency. They agree to terms with four veteran unrestricted free agents – linebacker David Thornton (Indianapolis), wide receiver David Givens (New England), center Kevin Mawae (N.Y. Jets) and safety Chris Hope (Pittsburgh) – within a three day span.

**April 29** – Titans select quarterback Vince Young out of the University of Texas with the third overall pick in the 2006 NFL Draft.

**June 6** – Titans and Louisiana Pacific Corporation reach an agreement on a new naming rights sponsorship that calls for the team’s home stadium to be named LP Field. LP obtains the naming rights for 10 years.

**June 9** – Titans trade quarterback Steve McNair to the Baltimore Ravens in exchange for a fourth-round draft choice in 2007.

**June 14** – Offensive tackle Brad Hopkins announces his retirement from the NFL. Hopkins retires after playing in 194 games, the third-most in franchise history at the time (Matthews, Bethea). His 188 starts were the second-most in team history for an offensive lineman (Matthews).

**July 29** – Titans sign first-round pick, QB Vince Young.

**August 26** – Steve Underwood promoted to Senior Executive Vice President/Chief Operating Officer.

**September 3** – Titans bring back Robaire Smith after the defensive tackle was waived by Houston.

**September 20** – Titans trade QB Billy Volek to the San Diego Chargers for a 2007 draft selection.

**August 5** – Former Houston Oilers QB Warren Moon is inducted into the Pro Football Hall of Fame.

**November 26** – Trailing 21-0 entering the fourth quarter, Vince Young leads the Titans to 24 unanswered points, posting the largest comeback by a rookie QB in NFL history. Rob Bironas’ 49-yard field goal caps the stunning victory over the Giants at LP Field.

**December 3** – Rob Bironas kicks franchise-long 60-yard field goal to beat the Colts, 20-17, at LP Field. The 60-yarder tied Steve Cox and Morten Andersen for the fourth-longest field goal in NFL history.

**December 10** – Vince Young returns to his hometown and runs for a 39-yard touchdown in overtime to defeat the Texans, 26-20, at Reliant Stadium.

**December 31** – Titans exercise 2007 option on head coach Jeff Fisher’s contract.



**Titans select Vince Young**



**Stadium becomes LP Field**



**Bironas’ 60-yard FG tops Colts**

## 2007

**January 3** – Vince Young named the Associated Press Offensive Rookie of the Year.

**January 5** – After 13 seasons at the helm, Floyd Reese resigns as general manager of the Titans.

**February 1** – Vince Young named Diet Pepsi NFL Rookie of the Year.

**February 3** – Former offensive lineman Bruce Matthews becomes the first franchise player that wore the Titans uniform to be voted into the Pro Football Hall of Fame.

**February 10** – Vince Young becomes the first rookie quarterback in NFL history to play in the Pro Bowl.

**February 12** – Titans name former Oilers safety Mike Reinfeldt the team’s new General Manager.


**February 28** – Vincent Marino hired from NFL office as Senior Director of Football Administration.

**March 9** – Chuck Cecil is promoted to Secondary Coach; Marcus Robertson named Assistant Secondary Coach.

**March 12** – Titans agree to terms with Cowboys linebacker Ryan Fowler.

**March 13** – Titans agree to terms with Colts cornerback Nick Harper.

**March 16** – Titans agree to terms with Bears wide receiver Justin Gage.



**Vince Young becomes first rookie QB to play in Pro Bowl**

**March 19** – Titans name Fred Graves Wide Receivers Coach.  
**April 10** – NFL suspends Adam “Pacman” Jones for 2007 season.  
**April 23** – Titans hire Lake Dawson as Director of Pro Personnel.  
**April 28** – Titans select Texas DB Michael Griffin with the 19th overall pick in the NFL Draft.  
**May 3** – Titans announce they will conduct 2007 training camp at Baptist Sports Park.  
**August 4** – Bruce Matthews inducted into Pro Football Hall of Fame.  
**August 4** – NFL Commissioner Roger Goodell visits Titans training camp.  
**September 11** – Acquired DE Bryce Fisher from the Seattle Seahawks for a 2008 sixth-round draft pick.  
**September 24** – Keith Bulluck intercepts a career-high three passes as the Titans cruise to a 31-14 victory at New Orleans on Monday Night Football.  
**October 21** – Rob Bironas kicks an NFL-record eight field goals, including a game-winning 29-yarder, as the Titans defeat the Houston Texans 38-36 at Reliant Stadium.  
**December 30** – Titans win last three regular season games, including a 16-10 victory at Indianapolis in the season finale to clinch the AFC’s final playoff spot and the team’s first post-season berth since 2003.

## 2008

**January 6** – Vince Young becomes the youngest quarterback in franchise history to start in playoffs as the Titans fall 17-6 at San Diego in an AFC Wild Card game.  
**January 15** – Titans release offensive coordinator Norm Chow of his duties.  
**January 17** – Titans hire Mike Heimerdinger as offensive coordinator.  
**February 10** – Albert Haynesworth, Kyle Vanden Bosch and Rob Bironas play in the Pro Bowl.  
**February 15** – Sherman Smith accepts job as offensive coordinator with Washington Redskins.  
**February 20** – Titans use franchise tag on DT Albert Haynesworth.  
**February 27** – Titans agree to terms with WR Justin Gage to long-term contract.  
**March 3** – Titans sign former Falcons TE Alge Crumpler as an unrestricted free agent.  
**March 6** – Titans sign former Eagles DE Jevon Kearse as unrestricted free agent.  
**March 10** – Titans name Earnest Byner running backs coach.  
**March 10** – Titans sign former Colts G Jake Scott as an unrestricted free agent.  
**March 12** – Titans sign former Jets WR Justin McCareins as an unrestricted free agent.  
**March 18** – Titans sign former Falcons TE Dwayne Blakley as an unrestricted free agent.  
**March 27** – Veteran guard Benji Olson announces retirement after 10 NFL seasons.  
**April 5** – Titans unveil new logo to celebrate team’s 10th anniversary.  
**April 5** – Titans sign former Raiders CB/KR Chris Carr as a restricted free agent.  
**April 17** – Titans hold press conference honoring retirement of former franchise QB Steve McNair.  
**April 26** – Titans select East Carolina RB Chris Johnson with first pick (24th overall) in NFL Draft.  
**April 26** – Titans trade CB Pacman Jones to Dallas Cowboys for fourth-round draft pick and additional considerations.



Mike Reinfeldt named GM



Keith Bulluck intercepts three passes at New Orleans on MNF.



Heimerdinger back as OC



Titans Sign Pro Bowler Crumpler



Titans draft RB Chris Johnson

Front Office

Coaching Staff

Players

Rookies

2007 Season

Records

History

Playoff History

Sidelines

## The Iron Man



A constant for the Oilers/Titans franchise from 1983-2001, offensive lineman Bruce Matthews started in a team record 229 consecutive games (streak started at Indianapolis, Nov. 29, 1987) and never missed a game because of injury. His 19 seasons also are a team record and he ranks second in NFL history for years with one team behind Jackie Slater, who spent 20 seasons with the Rams.

## HOME RECORD

## ROAD RECORD

<u>Year</u>	<u>W</u>	<u>L</u>	<u>T</u>	<u>Pct.</u>	<u>Year</u>	<u>W</u>	<u>L</u>	<u>T</u>	<u>Pct.</u>
1960	6	1	0	.857	1960	4	3	0	.571
1961	6	1	0	.857	1961	4	2	1	.643
1962	6	1	0	.857	1962	5	2	0	.714
1963	4	3	0	.571	1963	2	5	0	.286
1964	3	4	0	.429	1964	1	6	0	.143
1965	3	4	0	.429	1965	1	6	0	.143
1966	3	4	0	.429	1966	0	7	0	.000
1967	5	2	0	.714	1967	4	2	1	.643
1968	3	4	0	.429	1968	4	3	0	.571
1969	4	2	1	.643	1969	2	4	1	.357
1970	1	6	0	.143	1970	2	4	1	.357
1971	3	3	1	.500	1971	1	6	0	.143
1972	1	6	0	.143	1972	0	7	0	.000
1973	0	7	0	.000	1973	1	6	0	.143
1974	3	4	0	.429	1974	4	3	0	.571
1975	5	2	0	.714	1975	5	2	0	.714
1976	3	4	0	.429	1976	2	5	0	.286
1977	5	2	0	.714	1977	3	4	0	.429
1978	5	3	0	.625	1978	5	3	0	.625
1979	6	2	0	.750	1979	5	3	0	.625
1980	6	2	0	.750	1980	5	3	0	.625
1981	5	3	0	.625	1981	2	6	0	.250
1982	1	4	0	.200	1982	0	4	0	.000
1983	2	6	0	.250	1983	0	8	0	.000
1984	2	6	0	.250	1984	1	7	0	.125
1985	4	4	0	.500	1985	1	7	0	.125
1986	4	4	0	.500	1986	1	7	0	.125
1987	5	2	0	.714	1987	4	4	0	.500
1988	7	1	0	.875	1988	3	5	0	.375
1989	6	2	0	.750	1989	3	5	0	.375
1990	6	2	0	.750	1990	3	5	0	.375
1991	7	1	0	.875	1991	4	4	0	.500
1992	5	3	0	.625	1992	5	3	0	.625
1993	7	1	0	.875	1993	5	3	0	.625
1994	2	6	0	.250	1994	0	8	0	.000
1995	3	5	0	.375	1995	4	4	0	.500
1996	2	6	0	.250	1996	6	2	0	.750
1997	6	2	0	.750	1997	2	6	0	.250
1998	3	5	0	.375	1998	5	3	0	.625
1999	8	0	0	1.000	1999	5	3	0	.625
2000	7	1	0	.875	2000	6	2	0	.750
2001	3	5	0	.375	2001	4	4	0	.500
2002	6	2	0	.750	2002	5	3	0	.625
2003	7	1	0	.875	2003	5	3	0	.635
2004	2	6	0	.250	2004	3	5	0	.375
2005	3	5	0	.375	2005	1	7	0	.125
2006	4	4	0	.500	2006	4	4	0	.500
2007	5	3	0	.625	2007	5	3	0	.625

### 48-YEAR TOTALS

(Regular Season Only)

	W	L	T	Pct.
<b>Home Games:</b>	203	157	2	.564
<b>Road Games:</b>	147	211	4	.411
<b>Totals:</b>	350	368	6	.487

Front Office

Coaching Staff

Players

Rookies

2007 Season

Records

History

Playoff History

Sidelines



# MONTH-BY-MONTH RECORDS

	YEAR	AUG.	SEPT.	OCT.	NOV.	DEC.	JAN.	RECORD
Front Office	1960	0-0	2-1	3-1	3-1	2-1	0-0	10-4
	1961	0-0	1-1	2-2-1	4-0	3-0	0-0	10-3-1
	1962	0-0	2-1	2-2	4-0	3-0	0-0	11-3
	1963	0-0	2-2	3-1	1-2	0-3	0-0	6-8
	1964	0-0	2-1	0-4	0-5	2-0	0-0	4-10
Coaching Staff	1965	0-0	2-1	2-2	0-4	0-3	0-0	4-10
	1966	0-0	2-2	1-3	0-3	0-3	0-0	3-11
	1967	0-0	1-2	3-0-1	2-1	3-1	0-0	9-4-1
	1968	0-0	1-3	2-2	2-2	2-0	0-0	7-7
	1969	0-0	2-1	2-2	1-2-2	1-1	0-0	6-6-2
Players	1970	0-0	1-1	1-2-1	1-4	0-3	0-0	3-10-1
	1971	0-0	0-2	1-3-1	0-4	3-0	0-0	4-9-1
	1972	0-0	0-2	1-4	0-4	0-3	0-0	1-13
	1973	0-0	0-3	0-4	1-3	0-3	0-0	1-13
	1974	0-0	1-2	1-3	3-1	2-1	0-0	7-7
Rookies	1975	0-0	2-0	3-1	2-3	3-0	0-0	10-4
	1976	0-0	2-1	2-2	1-4	0-2	0-0	5-9
	1977	0-0	2-0	1-4	3-1	2-1	0-0	8-6
	1978	0-0	2-2	3-2	4-0	1-2	0-0	10-6
	1979	0-0	4-1	2-2	4-0	1-2	0-0	11-5
2007 Season	1980	0-0	3-1	2-2	3-2	3-0	0-0	11-5
	1981	0-0	2-2	2-2	1-4	2-1	0-0	7-9
	1982	0-0	1-1	0-0	0-2	0-4	0-1	1-8
	1983	0-0	0-4	0-5	1-3	1-2	0-0	2-14
	1984	0-0	0-5	0-4	2-2	1-2	0-0	3-13
Records	1985	0-0	1-3	2-2	2-2	0-4	0-0	5-11
	1986	0-0	1-3	0-4	2-3	2-1	0-0	5-11
	1987	0-0	1-1	3-1	2-3	3-1	0-0	9-6
	1988	0-0	3-1	3-2	3-1	1-2	0-0	10-6
	1989	0-0	1-2	3-2	3-1	2-2	0-0	9-7
History	1990	0-0	2-2	2-2	2-1	3-2	0-0	9-7
	1991	0-0	3-1	4-0	2-2	2-2	0-0	11-5
	1992	0-0	3-1	2-1	2-3	3-1	0-0	10-6
	1993	0-0	1-3	2-1	4-0	4-0	1-0	12-4
	1994	0-0	1-3	0-4	0-4	1-3	0-0	2-14
Playoff History	1995	0-0	2-2	1-3	2-2	2-2	0-0	7-9
	1996	0-0	2-2	3-1	1-3	2-2	0-0	8-8
	1997	1-0	0-3	3-1	3-2	1-2	0-0	8-8
	1998	0-0	1-3	2-1	3-2	2-2	0-0	8-8
	1999	0-0	3-0	3-1	3-1	3-1	1-0	13-3
Sidelines	2000	0-0	2-1	5-0	2-2	4-0	0-0	13-3
	2001	0-0	0-2	2-2	2-2	3-2	0-1	7-9
	2002	0-0	1-3	2-1	3-1	5-0	0-0	11-5
	2003	0-0	3-1	3-1	3-0	3-2	0-0	12-4
	2004	0-0	1-2	2-3	1-2	0-4	1-0	5-11
TOTALS	1-0	72-87	92-99-4	92-101-2	90-78	3-3	350-368-6	

## HOTTEST/COLDEST GAMES

### Five Hottest Games

DATE	OPPONENT	SCORE	WEATHER
9/11/83	at L.A. Raiders	6-20 (L)	96°, clear
9/9/90	at Atlanta	27-47 (L)	94°, partly cloudy
10/7/62	BUFFALO	17-14 (W)	93°, showers
9/14/65	N.Y. JETS	27-21 (W)	93°, sunny
10/6/63	at Kansas City	7-28 (L)	92°, sunny

### Five Coldest Games

DATE	OPPONENT	SCORE	WEATHER
*1/10/04	at New England	14-17 (L)	4°, clear
12/11/77	at Cleveland	19-15 (W)	7°, clear
12/17/89	at Cincinnati	7-61 (L)	7°, overcast
12/17/00	at Cleveland	24-0 (W)	7°, snowing
12/14/80	at Green Bay	22-3 (W)	20°, clear

\* Playoff game

**\*December 23, 1962 - Dallas 20, at Houston 17:** Texans win the toss but elect to kick. Each team gets three cracks at winning the game in the first overtime before K Tommy Brooker's championship-winning 25-yard field goal at 12:06 of the second OT.

**October 30, 1977 - at Cincinnati 13, Houston 10:** Bengals win the toss. QB Ken Anderson's 17-yard completion to WR Billy Brooks is the long play prior to K Chris Bahr's winning 22-yard field goal at 5:51 of OT.

**September 23, 1979 - Houston 30, at Cincinnati 27:** Oilers win the toss. On opening series, Bengals force Cliff Parsley punt. Cincinnati drives to Oilers' 14-yard line, but K Chris Bahr misses a 32-yard field goal attempt. Houston again has to punt on its ensuing series. The Oiler defense then forces a punt by the Bengals' Pat McNally. Houston takes over on the Cincinnati 42. RB Earl Campbell's 15-yard run is the long play prior to K Toni Fritsch's winning 29-yard field goal at 14:28 of OT.

**October 28, 1979 - at Houston 27, N.Y. Jets 24:** Oilers win the toss. QB Dan Pastorini's 22-yard completion to FB Rob Carpenter is the long play as Oilers drive 58 yards. K Toni Fritsch kicks the winning 35-yard field goal at 5:10 of OT.

**November 23, 1980 - at N.Y. Jets 31, Houston 28:** Jets win the toss. A personal foul on Houston's Guido Merken on the kickoff gives New York possession at the Jets' 40-yard line. QB Richard Todd's 17-yard screen pass to RB Bobby Harper is the long play prior to K Pat Leahy's winning 38-yard field goal at 3:58 of OT.

**September 4, 1983 - Green Bay 41, at Houston 38:** Packers win the toss. RB Eddie Lee Ivery's 12-yard run is the long play as Packers drive 59 yards. K Jan Stenerud kicks the winning 42-yard field goal at 5:55 of OT.

**October 23, 1983 - Kansas City 13, at Houston 10:** Chiefs win the toss. QB Bill Kenney's 20-yard completion to WR Stephone Paige is the long play as Chiefs drive 60 yards. K Nick Lowery kicks the winning 41-yard field goal at 7:41 of OT.

**October 30, 1983 - at Cleveland 25, Houston 19:** Oilers win the toss. Browns' defense forces a John James punt. Houston defense does the same to Cleveland as Jeff Gossett punts on ensuing series. Oiler QB Gifford Nielsen's pass is intercepted by Cleveland S Mike Whitwell and returned 15 yards to the Houston 20-yard line. On the next play, RB Boyce Green scores a touchdown on a 20-yard run at 6:34 of OT.

**December 2, 1984 - at Houston 23, Pittsburgh 20:** Oilers win the toss. QB Warren Moon's 19-yard completion to WR Steve Bryant is the long play as Oilers drive 63 yards. K Joe Cooper kicks the winning 30-yard field goal at 5:53 of OT.

**September 28, 1986 - Pittsburgh 22, at Houston 16:** Oilers win the toss. Steelers' defense forces a Lee Johnson punt that is returned 41 yards to the Oilers' 15-yard line by Pittsburgh's Rick Woods. Two plays later, RB Walter Abercrombie runs three yards for winning touchdown at 2:35 of OT.

**November 30, 1986 - at Cleveland 13, Houston 10:** Oilers win the toss but elect to kickoff (18-25 MPH winds). Oilers' defense forces a Jeff Gossett punt. QB Oliver Luck, replacing an injured Warren Moon, leads the Oilers to the Cleveland 31-yard line, but then is intercepted by CB Frank Minnifield at the Browns' 21. Again Houston's defense puts the Browns in a punting situation. Once again, Minnifield picks off a Luck pass, returning it to the Oilers' 37. FB Kevin Mack's seven-yard run and QB Bernie Kosar's seven-yard pass to WR Brian Brennan are the long plays prior to K Mark Moseley's winning 29-yard field goal at 14:44 of OT.

**\*\*January 3, 1988 - at Houston 23, Seattle 20:** Seahawks win the toss. Oilers' defense forces a Ruben Rodriguez punt. QB Warren Moon's 15-yard pass to WR Drew Hill is the long play as the Oilers drive 61 yards. K Tony Zendejas kicks the winning 42-yard field goal at 8:05 of OT.

**September 4, 1988 - Houston 17, at Indianapolis 14:** Colts win the toss. On the opening series, QB Gary Hogeboom completes a screen pass to RB Eric Dickerson, but Oiler LB John Grimmsley forces a fumble which is recovered by LB Robert Lyles on the Colts' 42-yard line. QB Cody Carlson, subbing for injured Warren Moon, completes a 21-yard pass to WR Ernest Givins for the long play prior to K Tony Zendejas' 35-yard field goal at 3:51 of OT.

**September 24, 1989 - Buffalo 47, at Houston 41:** Oilers win the toss. Houston takes over on its own 19-yard line and advances to the Buffalo 20 thanks to QB Warren Moon's 32-yard completion to FB Alonzo Highsmith, plus a 17-yard run by Moon and an 11-yarder by Highsmith. K Tony Zendejas attempts a 37-yard field goal, but it is wide left. The Bills assume possession on their own 20 and move 80 yards in seven plays. A 21-yard QB Jim Kelly-to-TE Pete Metzelaars pass precedes the game-winning 28-yard TD catch by WR Andre Reed at 8:42 of OT.

**\*\*December 31, 1989 - Pittsburgh 26, at Houston 23:** Steelers win the toss. Oilers' defense forces a Harry Newsome punt as Houston takes over on its own 45-yard line. Oiler RB Lorenzo White fumbles on the first play as CB Rod Woodson recovers for the Steelers on the Houston 46. RB Merrill Hoge's 11-yard run helps Pittsburgh advance to the Oiler 33 before Gary Anderson kicks a 50-yard field goal (his 4th of the game) to win the game at 3:26 of OT.

**December 2, 1990 - at Seattle 13, Houston 10:** Seahawks win the toss. Oilers' defense forces a Rick Donnelly punt as Houston takes over on its own 23-yard line. Oiler WR Bernard Ford fumbles on the first play as LB David Wyman recovers for the Seahawks on the Houston 27. Seattle FB John L. Williams rushes twice for a total of three yards before Norm Johnson kicks a 42-yard field goal to win the game at 4:25 of OT.

**November 3, 1991 - at Washington 16, Houston 13:** Redskins win the toss. Oilers' defense forces a Kelly Goodburn punt as Houston takes over on its own 31-yard line. Oiler QB Warren Moon is intercepted on the second play by CB Darrell Green with Washington taking over on Houston's 33. RB Earnest Byner carries three times for a total of nine yards before Chip Lohmiller kicks a 41-yard field goal to win the game at 4:01 of OT.

**November 10, 1991 - at Houston 26, Dallas 23:** Oilers win the toss. Cowboys' defense forces a Greg Montgomery punt as Dallas takes over on its own 24-yard line. The Cowboys move to the Oiler 24-yard line where they have a first down following a Houston holding penalty. Dallas RB Emmitt Smith gains seven yards but fumbles after a hit by LB Lamar Lathon, with Oiler S Bo Orlando recovering at the Houston 15. The Oilers then embark on an 11-play, 80-yard drive in which QB Warren Moon completes all seven of his passes for 70 yards. On second down, K Al Del Greco kicks a 23-yard field goal at 14:31 of OT.

**September 20, 1992 - at Houston 23, Kansas City 20:** Chiefs win the toss. On the third play of OT, Kansas City WR J.J. Birden fumbles after a hit by Houston CB Cris Dishman with DT Doug Smith recovering the ball at the Chief's 23-yard line. Oiler RB Lorenzo White runs once for two yards before K Al Del Greco boots the game-winning 39-yard field goal at 1:55 of OT.

**\*\*January 3, 1993 - at Buffalo 41, Houston 38:** Oilers win the toss. On third-and-three from Houston's 27-yard line, QB Warren Moon is intercepted by Buffalo CB Nate Odomes, who returns the ball to the Oiler 35. On the return, Houston WR Haywood Jeffires is penalized for a face mask infraction, which moves the ball to the Oilers' 20. After a pair of Kenneth Davis runs net six yards, K Steve Christie kicks a 32-yard field goal to win the game at 3:06 of OT.

**November 6, 1994 - Pittsburgh 12, at Houston 9:** Steelers win the toss. Both teams exchange five punts before the Oilers gain possession on their 12-yard line with 4:30 left in the extra period. On the first play from scrimmage, RB Gary Brown scoots up the middle for 8 yards before being hit by CB Rod Woodson. He fumbles and the Steelers take over at the Oilers 22-yard line. Two plays later, K Gary Anderson hits from 40 yards out for the winning score at 3:26 of OT.

# OVERTIME GAMES

Front Office

Coaching Staff

Players

Rookies

2007 Season

Records

History

Playoff History

Sidelines

**October 8, 1995 - at Minnesota 23, Houston 17:** Vikings win the toss. The Vikings move the ball to their 38-yard line but are forced to punt. Minnesota P Mike Saxon then pins the Oilers in at their 8-yard line with a 54-yard boot. On his third carry of overtime, RB Rodney Thomas scampers 27 yards to give the Oilers a first down at their 35. QB Will Furrer, who replaced Chris Chandler after he injured his shoulder while being sacked on the Oilers' last offensive series in the fourth quarter, is intercepted on his second pass attempt by CB Dewayne Washington (25-yard return). RB Robert Smith takes his third consecutive carry of OT 20 yards for the winning score with 7:10 gone in the extra stanza.

**October 6, 1996 - Houston 30, at Cincinnati 27:** Bengals win the toss. The Bengals go three-and-out and are forced to punt, giving the Oilers the ball inside their own 20-yard line. On second down at the Oilers' 16-yard line, QB Chris Chandler connects with WR Willie Davis on a 37-yard pass to move into Cincinnati territory. Six plays later, K Al Del Greco hits from 49 yards out for the winning score at 4:22 of OT.

**August 31, 1997 - at Tennessee 24, Oakland 21:** Oilers win the toss. Oilers go three-and-out and are forced to punt, giving the Raiders the ball at their own 33-yard line. The Raiders also go three-and-out and punt the ball to the Oilers. Tennessee takes over the ball at its own 35-yard line. On second-and-eight, QB Steve McNair connects with Frank Wycheck for 21 yards to the Raiders 42-yard line. Again on second down, McNair finds Wycheck, this time for 10 yards to the Raiders 32-yard line. On the next play, McNair scrambles for an 11-yard gain. RB Eddie George gains six yards before Al Del Greco hits the game-winner from 33 yards away with 8:03 left on the clock in overtime. The win is the Oilers first since relocating to Tennessee from Houston.

**September 7, 1997 - at Miami 16, Tennessee 13:** Dolphins win the toss. The Oilers kick to Dolphin return man Irving Spikes, who returns the kickoff 48 yards to the Oilers 45-yard line. On second down, Dan Marino hits RB Bernie Parmalee for a 16-yard gain. Again on second down, Marino connects with Fred Barnett for a 9-yard gain. On the play, Oiler DB Tomur Barnes was flagged for an unnecessary roughness penalty which moved the ball to the Oilers 11-yard line. On the next play, Olindo Mare knocks home a 29-yard field goal with 12:45 remaining in overtime.

**September 10, 2000 - at Tennessee 17, Kansas City 14:** Titans win the toss. The Chiefs kick to Derrick Mason, who returns the kick 28 yards to the Tennessee 29-yard line. A face mask penalty moves the ball to the 34-yard line. On third-and-eight, QB Neil O'Donnell passes to Kevin Dyson for 27 yards. A 26-yard pass to Frank Wycheck on the next play is negated by a holding penalty. Eddie George then rushes 29 yards to the Kansas City 18-yard line. On the next play, Al Del Greco kicks a 36-yard field goal with 12:02 remaining in overtime.

**October 14, 2001 - at Tennessee 31, Tampa Bay 28:** Buccaneers win the toss. Tennessee's defense forces a punt. Tampa Bay kicks to Joe Walker, who returns the kick eight yards to Tampa Bay's 46. Steve McNair passes to Drew Bennett for 14 yards. Eddie George rushes for one yard. McNair pass is incomplete to Kevin Dyson. George rushes up middle for minus one yard. Joe Nedney kicks a 49-yard field goal with 13:08 remaining in overtime.

**September 22, 2002 - at Tennessee 28, Cleveland 31:** Browns win the toss. Joe Nedney kicks ball into end zone for touchback. Jamel White rushes for six yards to Cleveland 26. Tim Couch passes to Jameal White for -1 yard to Cleveland 25. Couch passes for 10 yards to Quincy Morgan to Cleveland 35. White rushes off-tackle for 12 yards to Cleveland 47. Couch passes to Andre Davis for 31 yards to Tennessee 22. White rushes off tackle for five yards, then off left guard for two yards to Tennessee 15. Phil Dawson kicks a 33-yard field goal with 10:51 remaining in overtime.

**December 1, 2002 - Tennessee 32 at N.Y. Giants 29:** Giants win toss. Joe Nedney kicks off to Delvin Joyce, who returns the kickoff 38 yards to the New York 40. Kerry Collins passes to Ron Dixon for 14 yards to Tennessee 46. Tiki Barber rushes around the left side for two yards to Tennessee 44. Collins passes for 12 yards to Tennessee 32, but offensive pass interference is called on Amani Toomer, placing ball at New York 46. Collins passes incomplete to Barber. Collins sacked by Carlos Hall at New York 46. Matt Allen punts 34 yards to Tennessee 20. Steve McNair passes for 12 yards to Drew Bennett to Tennessee 32. McNair passes incomplete to Derrick Mason. McNair passes 23 yards to John Simon to New York 45. McNair passes 12 yards to Mason to New York 33. Robert Holcombe runs off right guard for 14 yards to New York 19. Holcombe rushes off left guard for minus 1 yard. Joe Nedney kicks 38-yard field goal with 10:00 remaining in overtime.

**\*\*\*January 11, 2003 - at Tennessee 34, Pittsburgh 31:** Titans win the toss. Jeff Reed kicks off to John Simon, who returns kickoff 21 yards to Tennessee 31. Steve McNair passes incomplete to Robert Holcombe. McNair passes for 31 yards to Justin McCareins to Pittsburgh 38. McNair passes for 22 yards to Justin McCareins to Pittsburgh 16. Holcombe rushes up the middle for three yards to Pittsburgh 13. Joe Nedney connects on 31-yard field goal, but Pittsburgh calls timeout just before ball is snapped, so play does not count. Nedney then misses 31-yard field goal wide-right, but Dewayne Washington is flagged for roughing the kicker. Nedney makes good on 26-yard field goal with 12:49 remaining in overtime.

**November 14, 2004 - at Tennessee 17, Chicago 19:** Bears win the toss and control the ball at their own 26-yard line. They advance to the Chicago 48 before punting to the Tennessee 9. Billy Volek, who started at quarterback for an injured Steve McNair (sternum), throws an incomplete pass and then is sacked for a four-yard loss. On third down, Volek is sacked in the end zone by Adewale Ogunleye and fumbles. The ball is recovered in the end zone by Titans right tackle Fred Miller, who is tackled in the end zone for a safety. It is the first overtime game to end in a safety since Nov. 5, 1989, when Minnesota beat the L.A. Rams, 23-21.

**December 10, 2006 - Tennessee 26 at Houston 20:** Titans win the toss. Kris Brown kicks off to Pacman Jones, who returns it 36 yards to Tennessee's 43. Travis Henry rushes for one yard to Tennessee 44. Vince Young passes incomplete to Drew Bennett, but Houston is penalized for defensive holding, giving Titans a first down at the Tennessee 49. Chris Brown rushes up the middle for 16 yards to Houston's 35-yard line. Chris Brown is stopped for no gain, but Tennessee is penalized for offensive holding, moving ball to Houston's 45. Chris Brown rushes for five yards to Houston's 40. Vince Young passes to Ahmad Hall for one yard to Houston's 39. On 3rd-and-14, Vince Young drops back, then scrambles up the middle 39 yards for the game-winning touchdown with 11:24 remaining in overtime.

**December 9, 2007 - Tennessee 17, San Diego 23:** Chargers win the toss. Rob Bironas kicks off into end zone for touchback. Chargers drive to their own 47-yard line. M. Scifres punts 51 yards to Tennessee 2. LenDale White carries for 3 and 5 yards, but an incomplete on third down forces a punt. Craig Hentrich punts 57 yards to San Diego 38. After consecutive Tomlinson carries, Rivers passes for 11 yards to Antonio Gates to Tennessee 31. Tomlinson runs three yards to Tennessee 28. Rivers passes for 12 yards to Vincent Jackson to Tennessee 16. Tomlinson runs for game-winning 16-yard touchdown with 7:35 remaining in overtime.

\* AFL Championship Game

\*\* Wild Card Playoff Game

\*\*\* AFC Divisional Playoff Game

**TOTALS**—Won/Loss Record: 14-19 (9-10 home, 5-9 road)

Coin Toss Record: 13-20 (8-11 home, 5-9 road)

## TITANS WON-LOSS RECORD (Regular Season)

<b>vs. AFC Teams:</b>	281-296-5 Home: 167-124-1; Away: 114-172-4
<b>vs. AFC South Teams:</b>	21-15-0 Home: 9-9-0; Away: 12-6-0
<b>vs. AFC North/Central Teams:</b>	106-117-1 Home: 58-54-1; Away: 48-63
<b>vs. AFC East Teams:</b>	80-73-2 Home: 47-26; Away: 33-47-2
<b>vs. AFC West Teams:</b>	74-91-2 Home: 52-36; Away: 22-55-2
<b>vs. NFC Teams:</b>	69-72-1 Home: 37-34-1; Away: 32-38
<b>vs. NFC South Teams:</b>	7-1-0 Home: 4-0-0; Away: 3-1-0
<b>vs. NFC North/Central Teams:</b>	24-20 Home: 14-9; Away: 10-11
<b>vs. NFC East Teams:</b>	21-26 Home: 10-13; Away: 11-13
<b>vs. NFC West Teams:</b>	17-25-1 Home: 9-12-1; Away: 8-13
<b>Monday Night Football:</b>	17-16 Home: 11-8; Away: 6-8
<b>Week After MNF:</b>	13-20 (Home: 8-8; Away: 5-12)
<b>Sunday Night Football:</b>	11-8 (ESPN 8-6; TNT 2-2; NBC 1-0) Home: 8-3; Away: 3-5
<b>Thursday Night Football:</b>	3-2 (ABC 2-0; ESPN 1-1; TNT 0-1) Home: 3-1; Away: 0-1
<b>Saturday Night Football:</b>	1-2 (ABC 1-0, ESPN 0-2) Home: 0-2; Away: 1-0
<b>Overtime:</b>	13-16 Home: 8-8; Away: 5-8
<b>Season Openers:</b>	25-23 Home: 13-9; Away: 12-14
<b>Domes:</b>	131-125-2 Astrodome (Houston): 113-103-2 Edward Jones Dome (St. Louis): 0-1 Georgia Dome (Atlanta): 2-0 Kingdome (Seattle): 1-6 Metrodome (Minneapolis): 1-5 Reliant Stadium (closed) (Houston): 3-0 RCA Dome (Indianapolis): 4-7 Silverdome (Detroit): 2-1 Superdome (New Orleans): 5-2

Front Office

Coaching Staff

Players

Rookies

2007 Season

Records

History

Playoff History

Sidelines

Front Office  
 Coaching Staff  
 Players  
 Rookies  
 2007 Season  
 Records  
 History  
 Playoff History  
 Sidelines

## PRESEASON

### Home

Washington Redskins	69,143
Green Bay Packers	69,143
<b>Total:</b>	<b>138,286</b>

### Away

@ New England Patriots	68,756
@ Buffalo Bills	70,049
<b>Total:</b>	<b>138,805</b>

## REGULAR SEASON

### Home

Indianapolis Colts	69,143
Atlanta Falcons	69,143
Oakland Raiders	69,143
Carolina Panthers	69,143
Jacksonville Jaguars	69,143
Houston Texans	69,143
San Diego Chargers	69,143
New York Jets	69,143
Regular Season Total:	553,144
Regular Season Average:	69,143

### Away

@ Jacksonville Jaguars	65,437
@ New Orleans Saints	70,002
@ Tampa Bay Buccaneers	65,347
@ Houston Texans	70,734
@ Denver Broncos	76,590
@ Cincinnati Bengals	65,489
@ Kansas City Chiefs	74,976
@ Indianapolis Colts	57,202
Regular Season Total:	545,777
Regular Season Average:	68,222
AFC Wild Card @ San Diego:	65,640

Total Attendance (21 games) – 1,441,652 . . . . . Average – 68,650  
 Regular Season Total (16 games) – 1,098,921 . . . . . Average – 68,683  
 Home Game Totals (10 games) – 691,430 . . . . . Average – 69,143

## ATTENDANCE RECORDS

### Regular Season

- 1,098,921 (2007 – 16 games)
- 1,097,073 (2006 – 16 games)
- 1,097,039 (2000 – 16 games)
- 1,089,472 (2001 – 16 games)
- 1,087,279 (2003 – 16 games)
- 1,059,178 (2005 – 16 games)
- 1,051,730 (2004 – 16 games)
- 1,050,989 (2002 – 16 games)
- 1,017,727 (1999 – 16 games)

### Home Regular Season

- 553,192 (2005 – 8 games)
- 553,144 (2007 – 8 games)
- 553,144 (2006 – 8 games)
- 551,210 (2004 – 8 games)
- 550,472 (2003 – 8 games)
- 550,437 (2002 – 8 games)
- 550,393 (2001 – 8 games)
- 547,524 (2000 – 8 games)
- 528,890 (1999 – 8 games)
- 482,726 (1991 – 8 games)
- 479,428 (1992 – 8 games)

### Regular Season Home Game

69,149 – eight games in 2005

### Away Game

88,550 (at Washington, 2006)

### Post-season Game

80,023 (at Buffalo, 1989)

### Largest LP Field Attendance

69,149 – eight games in 2005

### Largest Vanderbilt Stadium Attendance

41,121 (vs. Minnesota, 1998)

### Largest Liberty Bowl Att. (Memphis)

50,677 (vs. Pittsburgh, 1997)

### Largest Astrodome Att. (Houston)

64,934 (vs. Pittsburgh, 1992)  
64,184 (vs. Kansas City, 1994)\*\*

### Largest Rice Stadium Att. (Houston)

52,580 (vs. N.Y. Jets, 1965)  
36,375 (vs. Oakland, 1967)

### Largest Jeppesen Stadium Att. (Houston)

37,981 (vs. Dallas Texans, 1962)\*\*\*  
37,854 (vs. San Diego, 1961)

\*AFC Wild Card Game

\*\*AFC Divisional Playoff

\*\*\*AFL Championship Game

# ALL-TIME ATTENDANCE

<u>Yearly Totals</u>				<u>Home Totals</u>				<u>Away Totals</u>			
Yr.	Att	Games	Avg.	Yr.	Att	Games	Avg.	Yr.	Att	Games	Avg.
1960	272,940	14	19,496	1960	140,136	7	20,019	1960	132,804	7	18,972
1961	316,379	14	22,599	1961	195,024	7	27,861	1961	121,355	7	17,336
1962	295,108	14	21,079	1962	200,285	7	28,612	1962	94,823	7	13,546
1963	337,235	14	24,088	1963	163,372	7	23,339	1963	173,863	7	24,838
1964	327,284	14	23,377	1964	141,777	7	20,254	1964	185,507	7	26,501
1965	450,249	14	32,161	1965	240,857	7	34,408	1965	209,392	7	29,913
1966	411,555	14	29,397	1966	177,896	7	25,414	1966	233,659	7	33,380
1967	447,385	14	31,956	1967	185,129	7	26,447	1967	262,256	7	37,465
1968	569,255	14	40,661	1968	283,383	7	40,483	1968	285,872	7	40,839
1969	599,862	14	42,847	1969	309,420	7	44,203	1969	290,442	7	41,492
1970	659,432	14	47,102	1970	294,425	7	42,061	1970	365,007	7	52,144
1971	658,611	14	47,044	1971	289,954	7	41,422	1971	368,657	7	52,665
1972	684,790	14	48,914	1972	285,851	7	40,836	1972	398,939	7	56,991
1973	593,244	14	42,375	1973	219,386	7	31,341	1973	373,858	7	53,408
1974	614,609	14	43,901	1974	237,403	7	33,915	1974	377,206	7	53,887
1975	718,775	14	51,341	1975	336,458	7	48,065	1975	382,317	7	54,617
1976	713,217	14	50,944	1976	331,895	7	47,414	1976	381,322	7	54,475
1977	721,334	14	51,524	1977	345,820	7	49,403	1977	375,514	7	53,645
1978	872,727	16	54,545	1978	411,652	8	51,457	1978	461,075	8	57,634
1979	855,514	16	53,470	1979	396,580	8	49,573	1979	458,934	8	57,367
1980	898,625	16	56,164	1980	398,699	8	49,837	1980	499,926	8	62,491
1981	845,112	16	52,280	1981	355,259	8	44,407	1981	489,853	8	61,232
1982	402,513	9	44,724	1982	200,340	5	40,068	1982	202,173	4	50,543
1983	707,215	16	44,201	1983	321,440	8	40,180	1983	385,775	8	48,222
1984	707,644	16	44,228	1984	323,533	8	40,442	1984	384,111	8	48,014
1985	734,041	16	45,878	1985	329,445	8	41,181	1985	404,596	8	50,575
1986	693,294	16	43,331	1986	303,786	8	37,973	1986	389,508	8	48,689
1987	685,703	15	45,714	1987	259,875	7	37,125	1987	425,828	8	53,229
1988	845,396	16	52,838	1988	365,981	8	45,748	1988	479,415	8	59,927
1989	889,424	16	55,589	1989	451,027	8	56,378	1989	438,397	8	54,800
1990	917,819	16	57,364	1990	449,275	8	56,159	1990	468,544	8	58,568
1991	921,346	16	57,584	1991	482,726	8	60,341	1991	438,620	8	54,828
1992	965,366	16	60,335	1992	479,428	8	59,928	1992	485,938	8	60,743
1993	944,071	16	59,004	1993	452,522	8	56,565	1993	491,549	8	61,444
1994	822,738	16	51,421	1994	353,514	8	44,189	1994	469,224	8	58,653
1995	764,253	16	47,766	1995	288,860	8	36,108	1995	475,393	8	59,424
1996	604,633	16	37,790	1996	254,600	8	31,825	1996	350,033	8	43,754
1997	683,765	16	42,735	1997	224,757	8	28,095	1997	459,008	8	57,376
1998	791,806	16	49,487	1998	299,555	8	37,444	1998	492,251	8	61,531
1999	1,017,727	16	63,608	1999	528,890	8	66,111	1999	488,837	8	61,105
2000	1,097,039	16	68,565	2000	547,524	8	68,441	2000	549,515	8	68,689
2001	1,089,472	16	68,092	2001	550,393	8	68,799	2001	539,079	8	67,385
2002	1,050,989	16	65,687	2002	550,437	8	68,805	2002	500,552	8	62,569
2003	1,087,279	16	67,955	2003	550,472	8	68,809	2003	536,807	8	67,101
2004	1,051,730	16	65,733	2004	551,210	8	68,901	2004	500,520	8	62,565
2005	1,059,178	16	66,199	2005	553,192	8	69,149	2005	505,986	8	63,248
2006	1,097,073	16	68,567	2006	553,144	8	69,143	2006	543,929	8	67,991
2007	1,098,921	16	68,683	2007	553,144	8	69,143	2007	545,777	8	68,222
<b>Totals</b>	<b>35,599,677</b>	<b>724</b>	<b>49,171</b>	<b>Totals</b>	<b>16,819,731</b>	<b>362</b>	<b>46,463</b>	<b>Totals</b>	<b>18,873,946</b>	<b>362</b>	<b>52,137</b>

Front Office

Coaching Staff

Players

Rookies

2007 Season

Records

History

Playoff History

Sidelines

Front Office

Coaching Staff

Players

Rookies

2007 Season

Records

History

Playoff History

Sidelines

YR	DATE	OPPONENT	SCORE	W/L
1970	Mon., Dec. 7	CLEVELAND (ABC)	10-21	L
1972	Mon., Oct. 9	OAKLAND (ABC)	0-34	L
1975	Mon., Nov. 24	PITTSBURGH (ABC)	9-32	L
1976	Mon., Nov. 1	at Baltimore (ABC)	14-38	L
1978	Mon., Oct. 23	at Pittsburgh (ABC)	24-17	W
1978	Mon., Nov. 20	MIAMI (ABC)	35-30	W
1979	Mon., Nov. 5	at Miami (ABC)	9-6	W
1979	Mon., Dec. 10	PITTSBURGH (ABC)	20-17	W
1980	Mon., Sept. 15	at Cleveland (ABC)	16-7	W
1980	Mon., Nov. 10	NEW ENGLAND (ABC)	38-34	W
1980	Thur., Dec. 4	PITTSBURGH (ABC)	6-0	W
1981	Mon., Oct. 26	at Pittsburgh (ABC)	13-26	L
1981	Thur., Dec. 3	CLEVELAND (ABC)	17-13	W
1982	Mon., Dec. 13	DALLAS (ABC)	7-37	L
1988	Sun., Oct. 30	WASHINGTON (ESPN)	41-17	W
1988	Mon., Nov. 7	CLEVELAND (ABC)	24-17	W
1988	Sun., Dec. 4	PITTSBURGH (ESPN)	34-37	L
1989	Mon., Nov. 13	CINCINNATI (ABC)	26-24	W
1989	Sat., Dec. 23	CLEVELAND (ESPN)	20-24	L
1990	Sun., Sept. 16	at Pittsburgh (TNT)	9-20	L
1990	Mon., Nov. 26	BUFFALO (ABC)	27-24	W
1990	Sun., Dec. 30	PITTSBURGH (ESPN)	34-14	W
1991	Sun., Sept. 8	at Cincinnati (TNT)	30-7	W
1991	Mon., Sept. 16	KANSAS CITY (ABC)	17-7	W
1991	Sun., Nov. 17	CLEVELAND (ESPN)	28-24	W
1991	Mon., Dec. 2	PHILADELPHIA (ABC)	6-13	L
1992	Mon., Dec. 7	CHICAGO (ABC)	24-7	W
1992	Sun., Dec. 13	GREEN BAY (ESPN)	14-16	L
1992	Sun., Dec. 27	BUFFALO (ABC)	27-3	W
1993	Sun., Sept. 5	at New Orleans (TNT)	21-33	L
1993	Mon., Oct. 11	at Buffalo (ABC)	7-35	L
1993	Sun., Nov. 28	PITTSBURGH (ESPN)	23-3	W
1994	Sun., Jan. 2	N.Y. JETS (ESPN)	24-0	W
1994	Mon., Oct. 3	at Pittsburgh (ABC)	14-30	L
1994	Thurs., Oct. 13	CLEVELAND (TNT)	8-11	L
1994	Mon., Oct. 24	at Philadelphia (ABC)	6-21	L
1994	Mon., Nov. 21	N.Y. GIANTS (ABC)	10-13	L
1995	Sun., Nov. 19	at Kansas City (ESPN)	13-20	L
1996	Sun., Oct. 6	at Cincinnati (TNT)	30-27	W*
1997	Thurs., Dec. 4	at Cincinnati (ESPN)	14-41	L
1998	Sun., Nov. 8	at Tampa Bay (ESPN)	31-22	W
1999	Sun., Nov. 7	at Miami (ESPN)	0-17	L
1999	Thurs., Dec. 9	OAKLAND (ESPN)	21-14	W
2000	Sun., Sept. 3	at Buffalo (ESPN)	13-16	L
2000	Mon., Oct. 16	JACKSONVILLE (ABC)	27-13	W
2000	Mon., Oct. 30	at Washington (ABC)	27-21	W
2000	Mon., Dec. 25	DALLAS (ABC)	31-0	W
2001	Sun., Sept. 9	MIAMI (ESPN)	23-31	L
2001	Mon., Oct. 29	at Pittsburgh (ABC)	7-34	L
2001	Mon., Nov. 12	BALTIMORE (ABC)	10-16	L
2001	Sat., Dec. 22	at Oakland (ABC)	13-10	W
2002	Mon., Dec. 16	NEW ENGLAND (ABC)	24-7	W
2003	Sun., Sept. 7	OAKLAND (ESPN)	25-20	W
2003	Mon., Dec. 1	at New York Jets (ABC)	17-24	L
2004	Mon., Oct. 11	at Green Bay (ABC)	48-27	W
2004	Mon., Dec. 13	KANSAS CITY (ABC)	38-49	L
2004	Sat., Dec. 25	DENVER (ESPN)	16-37	L
2007	Mon., Sept. 24	at New Orleans (ESPN)	31-14	W
2007	Mon., Nov. 19	at Denver (ESPN)	20-34	L
2007	Sun., Dec. 30	at Indianapolis (NBC)	16-10	W

## MONDAY NIGHT FOOTBALL (17-16)

YR	DATE	OPPONENT	SCORE	W/L
1970	Dec. 7	CLEVELAND (ABC)	10-21	L
1972	Oct. 9	OAKLAND (ABC)	0-34	L
1975	Nov. 24	PITTSBURGH (ABC)	9-32	L
1976	Nov. 1	at Baltimore (ABC)	14-38	L
1978	Oct. 23	at Pittsburgh (ABC)	24-17	W
1978	Nov. 20	MIAMI (ABC)	35-30	W
1979	Nov. 5	at Miami (ABC)	9-6	W
1979	Dec. 10	PITTSBURGH (ABC)	20-17	W
1980	Sept. 15	at Cleveland (ABC)	16-7	W
1980	Nov. 10	NEW ENGLAND (ABC)	38-34	W
1981	Oct. 26	at Pittsburgh (ABC)	13-26	L
1982	Dec. 13	DALLAS (ABC)	7-37	L
1988	Nov. 7	CLEVELAND (ABC)	24-17	W
1989	Nov. 13	CINCINNATI (ABC)	26-24	W
1990	Nov. 26	BUFFALO (ABC)	27-24	W
1991	Sept. 16	KANSAS CITY (ABC)	17-7	W
1991	Dec. 2	PHILADELPHIA (ABC)	6-13	L
1992	Dec. 7	CHICAGO (ABC)	24-7	W
1993	Oct. 11	at Buffalo (ABC)	7-35	L
1994	Oct. 3	at Pittsburgh (ABC)	14-30	L
1994	Oct. 24	at Philadelphia (ABC)	6-21	L
1994	Nov. 21	N.Y. GIANTS (ABC)	10-13	L
2000	Oct. 16	JACKSONVILLE (ABC)	27-13	W
2000	Oct. 30	at Washington (ABC)	27-21	W
2000	Dec. 25	DALLAS (ABC)	31-0	W
2001	Oct. 29	at Pittsburgh (ABC)	7-34	L
2001	Nov. 12	BALTIMORE (ABC)	10-16	L
2002	Dec. 16	NEW ENGLAND (ABC)	24-7	W
2003	Dec. 1	at New York Jets (ABC)	17-24	L
2004	Oct. 11	at Green Bay (ABC)	48-27	W
2004	Dec. 13	KANSAS CITY (ABC)	38-49	L
2007	Sept. 24	at New Orleans (ESPN)	31-14	W
2007	Nov. 19	at Denver (ESPN)	20-34	L

## SATURDAY NIGHT GAMES (1-2)

1989	Dec. 23	CLEVELAND (ESPN)	20-24	L
2001	Dec. 22	at Oakland (ABC)	13-10	W
2004	Dec. 25	DENVER (ESPN)	16-37	L

## SUNDAY NIGHT GAMES (11-8)

1988	Oct. 30	WASHINGTON (ESPN)	41-17	W
1988	Dec. 4	PITTSBURGH (ESPN)	34-37	L
1990	Sept. 16	at Pittsburgh (TNT)	9-20	L
1990	Dec. 30	PITTSBURGH (ESPN)	34-14	W
1991	Sept. 8	at Cincinnati (TNT)	30-7	W
1991	Nov. 17	CLEVELAND (ESPN)	28-24	W
1992	Dec. 13	GREEN BAY (ESPN)	14-16	L
1992	Dec. 27	BUFFALO (ESPN)	27-3	W
1993	Sept. 5	at New Orleans (TNT)	21-33	L
1993	Nov. 28	PITTSBURGH (ESPN)	23-3	W
1994	Jan. 2	N.Y. JETS (ESPN)	24-0	W
1995	Nov. 19	at Kansas City (ESPN)	13-20	L
1996	Oct. 6	at Cincinnati (TNT)	30-27	W*
1998	Nov. 8	at Tampa Bay (ESPN)	31-22	W
1999	Nov. 7	at Miami (ESPN)	0-17	L
2000	Sept. 3	at Buffalo (ESPN)	13-16	L
2001	Sept. 9	MIAMI (ESPN)	23-31	L
2003	Sept. 7	OAKLAND (ESPN)	25-20	W
2007	Dec. 30	at Indianapolis (NBC)	16-10	W

## THURSDAY NIGHT GAMES (3-2)

1980	Dec. 4	PITTSBURGH (ABC)	6-0	W
1981	Dec. 3	CLEVELAND (ABC)	17-13	W
1994	Oct. 13	CLEVELAND (TNT)	8-11	L
1997	Dec. 4	at Cincinnati (ESPN)	14-41	L
1999	Dec. 9	OAKLAND (ESPN)	21-14	W

<b>TOTALS:</b>	17-16	Monday Night (11-8 home, 6-8 road)
	3-2	Thursday Night (3-1 home, 0-1 road)
	1-2	Saturday Night (0-2 home, 1-0 road)
	11-8	Sunday Night (8-3 home, 3-5 road)

\* Overtime



Front Office

Coaching Staff

Players

Rookies

2007 Season

Records

History

Playoff History

Sidelines



# POST-SEASON RECORD

Front Office

Coaching Staff

Players

Rookies

2007 Season

Records

History

Playoff History

Sidelines

<u>DATE</u>	<u>OPPONENT</u>	<u>W/L</u>	<u>SCORE</u>	<u>ATT.</u>
+1/1/61	L.A. CHARGERS	W	24-16	32,183
+12/24/61	at San Diego	W	10-3	29,556
+12/23/62	DALLAS	L	17-20 (OT)	37,981
+12/31/67	at Oakland	L	7-40	53,330
**12/21/69	at Oakland	L	7-56	53,539
***12/24/78	at Miami	W	17-9	70,036
**12/31/78	at New England	W	31-14	61,297
*1/7/79	at Pittsburgh	L	5-34	49,417
***12/23/79	DENVER	W	13-7	48,776
**12/29/79	at San Diego	W	17-14	51,192
*1/6/80	at Pittsburgh	L	13-27	50,475
***12/28/80	at Oakland	L	7-27	52,762
***1/3/88	SEATTLE	W	23-20 (OT)	49,622
**1/10/88	at Denver	L	10-34	75,968
***12/24/88	at Cleveland	W	24-23	74,977
**1/19/89	at Buffalo	L	10-17	79,532
***12/31/89	PITTSBURGH	L	23-26 (OT)	58,306
***1/6/91	at Cincinnati	L	14-41	60,012
***12/29/91	N.Y. JETS	W	17-10	61,485
**1/4/92	at Denver	L	24-26	75,301
***1/3/93	at Buffalo	L	38-41 (OT)	75,141
**1/16/94	KANSAS CITY	L	20-28	64,011
***1/8/00	BUFFALO	W	22-16	66,782
**1/16/00	at Indianapolis	W	19-16	57,087
*1/23/00	at Jacksonville	W	33-14	75,206
\$1/30/00	ST. LOUIS	L	16-23	72,625
**1/7/01	BALTIMORE	L	10-24	68,527
**1/11/03	PITTSBURGH	W	34-31 (OT)	68,809
*1/19/03	at Oakland	L	24-41	62,544
***1/3/04	at Baltimore	W	20-17	69,452
**1/10/04	at New England	L	14-17	68,436
***1/6/08	at San Diego	L	6-17	65,640

+AFL Championship

\*\*AFL/AFC Divisional Playoff

\*AFC Championship

\*\*\*AFC Wild Card Playoff

\$ Super Bowl

# ALL-TIME PLAYOFF LEADERS

## RUSHING

	<u>G</u>	<u>Att.</u>	<u>Yds.</u>	<u>Avg.</u>	<u>TD</u>
Eddie George	9	206	776	3.8	5
Earl Campbell	8	135	420	3.1	4
Steve McNair	9	54	349	6.5	6
Lorenzo White	7	76	264	3.5	0
Allen Pinkett	6	47	219	4.7	1



RB Eddie George

## RECEIVING

	<u>G</u>	<u>No.</u>	<u>Yds.</u>	<u>Avg.</u>	<u>TD</u>
Ernest Givins	8	60	774	12.9	8
Haywood Jeffires	7	41	513	12.5	3
Drew Hill	7	38	513	13.5	1
Derrick Mason	9	29	312	10.8	1

## PASSING

	<u>G</u>	<u>Att.</u>	<u>Comp.</u>	<u>Pct.</u>	<u>Yds.</u>	<u>TD</u>	<u>INT.</u>	<u>QB Rating</u>
Warren Moon	9	351	230	65.5	2,578	15	12	87.3
Steve McNair	9	282	166	58.9	1,591	6	9	68.4
Dan Pastorini	5	116	71	61.2	954	4	8	72.3

## SCORING

	<u>G</u>	<u>TD</u>	<u>PAT</u>	<u>FG</u>	<u>Total</u>
Al Del Greco	9	0	21	14	63
Ernest Givins	8	8	0	0	48
Toni Fritsch	6	0	11	8	35



K Al Del Greco

## FIELD GOALS

	<u>G</u>	<u>Att.</u>	<u>Made</u>	<u>Pct.</u>	<u>Long</u>
Al Del Greco	9	22	14	63.6	53
Tony Zendejas	5	14	9	64.3	49
Toni Fritsch	7	9	7	77.8	31

## PUNTING

	<u>G</u>	<u>No.</u>	<u>Avg.</u>	<u>Long</u>
Greg Montgomery	8	27	42.6	59
Ode Burrell	7	11	42.3	57
Craig Hentrich	10	47	39.9	63



P Craig Hentrich

## KICKOFF RETURNS

	<u>G</u>	<u>No.</u>	<u>Yds.</u>	<u>Avg.</u>	<u>TD</u>
Derrick Mason	7	17	492	28.9	1
Bobby Jancik	2	9	239	26.6	0
Allen Pinkett	6	13	221	17.0	0

## PUNT RETURNS

	<u>G</u>	<u>No.</u>	<u>Yds.</u>	<u>Avg.</u>	<u>TD</u>
Derrick Mason	9	21	173	8.2	0
Richard Ellender	3	9	75	8.3	0
Kenny Johnson	2	5	27	5.4	0



WR Derrick Mason

## INTERCEPTIONS

	<u>G</u>	<u>No.</u>	<u>Yds.</u>	<u>Avg.</u>	<u>TD</u>
Vernon Perry	4	5	75	15.0	1
Mike Reinfeldt	7	4	35	8.8	0
Bubba McDowell	6	3	90	30.0	1

## TACKLES (since 1974)

<b>Career</b>	55	Al Smith
	48	Keith Bulluck
	45	Gregg Bingham
	41	John Grimsley
	13	Art Stringer (1/6/80 at Pittsburgh)
<b>Game</b>	12	Gregg Bingham (1/6/80 at Pittsburgh)
		Terry Kinard (1/6/91 at Cincinnati)
		Peter Sirmon (1/10/04 at N. England)

## SACKS (since 1970)

<b>Career</b>	5	Elvin Bethea
		Andy Dorris
	3.5	Jason Fisk
	3	William Fuller
	3	Andy Dorris (12/23/79 vs. Denver)
<b>Game</b>	2	Jevon Kearse (1/9/00 vs. Buf.)
		Curley Culp (12/23/79 vs. Denver)
		William Fuller (1/3/93 at Buffalo)

## SERVICE

### Most Games, Head Coach

- 10 Jeff Fisher, 1999-07
- 7 O.A. "Bum" Phillips, 1978-80
- 5 Jerry Glanville, 1987-89
- 5 Jack Pardee, 1990-93

### Most Games Won, Head Coach

- 5 Jeff Fisher, 1999-03
- 4 O.A. "Bum" Phillips, 1978-80
- 2 Jerry Glanville, 1987-89

### Most Games Lost, Head Coach

- 5 Jeff Fisher, 1999-07
- 4 Jack Pardee, 1990-93
- 3 Jerry Glanville, 1987-89
- 3 O.A. "Bum" Phillips, 1978-80

## SCORING

### Most Points, Career

- 63 Al Del Greco, (21 PAT, 14 FG)
- 48 Ernest Givins, (8 TD)
- 36 Steve McNair, (6 TD)
- 35 Toni Fritsch, (11 PAT, 8 FG)
- 33 Tony Zendejas, (9 PAT, 8 FG)

### Most Points, Game

- 13 Al Del Greco, @ Indianapolis, 1/16/00
- 12 Mike Barber, @ New England, 12/31/78
- 12 Allen Pinkett, @ Cleveland, 12/24/88
- 12 Ernest Givins, vs. Pittsburgh, 12/31/89
- 12 Ernest Givins, @ Cincinnati, 1/6/91
- 12 Ernest Givins, vs. NY Jets, 12/29/91
- 12 Haywood Jeffires, @ Buffalo, 1/3/93
- 12 Steve McNair, @ Jacksonville, 1/23/00
- 12 Steve McNair, @ Oakland, 1/19/03

### Most Points, Opponent, Game

- 18 Andre Reed, @ Buffalo, 1/3/93
- 16 George Blanda, @ Oakland, 12/31/67
- 14 Gary Anderson, vs. Pittsburgh, 12/31/89

## TOUCHDOWNS

### Most Touchdowns, Career

- 8 Ernest Givins, (8 receiving)
- 6 Steve McNair, (6 rushing)
- 5 Eddie George, (5 rushing)
- 4 Earl Campbell, (4 rushing)
- 3 Haywood Jeffires, (3 receiving)

### Most Touchdowns, Game

- 2 Mike Barber, @ New England, 12/31/78
- 2 Allen Pinkett, @ Cleveland, 12/24/88
- 2 Ernest Givins, vs. Pittsburgh, 12/31/89
- 2 Ernest Givins, @ Cincinnati, 1/6/91
- 2 Ernest Givins, vs. NY Jets, 12/29/93
- 2 Haywood Jeffires, @ Buffalo, 1/3/93
- 2 Steve McNair, @ Jacksonville, 1/23/00
- 2 Eddie George, vs. St. Louis, 1/30/00
- 2 Steve McNair, @ Oakland, 1/19/03

### Most Touchdowns, Opponent, Game

- 3 Andre Reed, @ Buffalo, 1/3/91

### Most Consecutive Games Scoring Touchdown

- 3 Ernest Givins, 1989-91
- 3 Eddie George, 1999-02
- 2 6 times, last by Steve McNair, 2002

## POINTS AFTER TOUCHDOWN

### Most Attempts, Career

- 21 Al Del Greco, 1991-93, 99-00
- 11 Toni Fritsch, 1979-80
- 9 Tony Zendejas, 1987-89

### Most Attempts, Game

- 5 Al Del Greco, @ Buffalo, 1/3/93
- 5 Toni Fritsch, @ New England, 12/31/78
- 4 Al Del Greco, @ Jacksonville, 1/23/00
- 4 Joe Nedney, vs. Pittsburgh, 1/11/03

### Most Made, Career

- 21 Al Del Greco, 1991-93, 99-00
- 11 Toni Fritsch, 1978-80
- 9 Tony Zendejas, 1987-89

### Most Made, Game

- 5 Al Del Greco, @ Buffalo, 1/3/93
- 4 Al Del Greco, @ Indianapolis, 1/16/00
- 4 Toni Fritsch, @ New England, 12/31/78
- 4 Al Del Greco, @ Jacksonville, 1/23/00
- 4 Joe Nedney, vs. Pittsburgh, 1/11/03

### Most Made, Opponent, Game

- 8 George Blanda, @ Oakland, 12/21/69
- 5 Jim Breech, @ Cincinnati, 1/6/91
- 5 Steve Christie, @ Buffalo, 1/3/93
- 5 Sabastian Janikowski, @ Oakland, 1/19/03

### Most Made, No Misses, Career

- 21 Al Del Greco, 1991-93, 99-00
- 11 Toni Fritsch, 1978-80
- 9 Tony Zendejas, 1987-89

## FIELD GOALS

### Most Attempted, Career

- 22 Al Del Greco, 1991-93, 99-00
- 14 Tony Zendejas, 1987-89
- 9 Toni Fritsch, 1978-80

### Most Attempted, Game

- 5 Tony Zendejas, vs. Seattle, 1/3/89
- 4 Al Del Greco, @ Indianapolis, 1/16/00
- 4 Al Del Greco, vs. Baltimore, 1/7/01
- 4 Tony Zendejas, vs. Pittsburgh, 12/31/88
- 4 Jeff Reed, vs. Pittsburgh, 1/11/03

### Most Attempted, Opponent, Game

- 4 Jeff Wilkins, vs. St. Louis, 1/30/00
- 4 Roy Gerela, @ Pittsburgh, 1/7/79
- 4 Gary Anderson, vs. Pittsburgh, 12/31/89

### Most Made, Career

- 14 Al Del Greco, 1991-93, 99-00
- 9 Tony Zendejas, 1987-89
- 7 Toni Fritsch, 1978-80

### Most Made, Game

- 4 Al Del Greco, @ Indianapolis, 1/16/00
- 3 Al Del Greco, vs. Buffalo, 1/8/00
- 3 Tony Zendejas, vs. Seattle, 1/3/88
- 3 Tony Zendejas, vs. Pittsburgh, 12/31/89

### Most Made, Opponent, Game

- 4 Roy Gerela, @ Pittsburgh, 1/7/79
- 3 Mike Vanderjagt, @ Indianapolis, 1/16/00
- 3 Jeff Wilkins, vs. St. Louis, 1/30/00
- 3 Ben Agajanian, vs. LA Chargers, 1/1/61
- 3 Matt Bahr, @ Cleveland, 12/24/88
- 3 Jeff Reed, vs. Pittsburgh, 1/11/03

### Most Consecutive Games Made

- 9 Al Del Greco, 1991-93, 99-00
- 6 Toni Fritsch, 1978-80
- 5 Tony Zendejas, 1987-89

### Longest Field Goal

- 53 Al Del Greco, vs. NY Jets, 12/29/91
- 49 Al Del Greco, @ Indianapolis, 1/16/00
- 49 Tony Zendejas, vs. Seattle, 1/3/88
- 49 Tony Zendejas, @ Cleveland, 12/24/88
- 49 Al Del Greco, vs. Kansas City, 1/16/94

### Highest Field Goal Percentage (5 attempts)

- 77.8 Toni Fritsch, 6 games (7-9)
- 64.3 Tony Zendejas, 5 games (9-14)
- 63.6 Al Del Greco, 9 games (14-22)

## SAFETIES

### Most, Career

- 1 Jevon Kearse, 1999
- 1 Ted Washington, 1979

### Most, Game

- 1 Jevon Kearse, vs. Buffalo, 1/8/00
- 1 Ted Washington, @ Pittsburgh, 1/7/79

## RUSHING

### Most Attempts, Career

- 206 Eddie George, 9 games
- 135 Earl Campbell, 8 games
- 76 Lorenzo White, 7 games
- 54 Steve McNair, 9 games

### Most Attempts, Game

- 29 Eddie George, vs. Buffalo, 1/8/00
- 28 Eddie George, vs. St. Louis, 1/30/00
- 27 Earl Campbell, @ New England, 12/31/78
- 27 Earl Campbell, @ Oakland, 12/23/80
- 27 Eddie George, vs. Baltimore, 1/7/01
- 25 Eddie George, @ Baltimore, 1/3/04

### Most Yards Gained, Career

- 776 Eddie George, 9 games
- 420 Earl Campbell, 8 games
- 349 Steve McNair, 9 games
- 264 Lorenzo White, 7 games
- 219 Allen Pinkett, 6 games

### Most Yards Gained, Game

- 162 Eddie George, @ Indianapolis, 1/16/00
- 118 Earl Campbell, @ Miami, 12/24/78
- 106 Eddie George, vs. Buffalo, 1/8/00

### Longest Run From Scrimmage

- 68t Eddie George, @ Indianapolis, 1/16/00
- 51 Steve McNair, @ Jacksonville, 1/23/00
- 35 Earl Campbell, @ New England, 12/31/78

### Highest Average Gain, Career (40 carries)

- 6.46 Steve McNair, 9 games (54-349)
- 4.66 Allen Pinkett, 6 games (47-219)
- 3.77 Eddie George, 9 games (206-776)
- 3.47 Lorenzo White, 5 games (76-264)
- 3.11 Earl Campbell, 8 games (135-420)

### Highest Average Gain, Game (10 carries)

- 6.23 Eddie George, @ Indianapolis, 1/16/00 (26-162)
- 4.37 Earl Campbell, @ New England, 12/31/78 (27-118)
- 3.95 Lorenzo White, @ Buffalo, 1/3/93 (19-75)

### Most Touchdowns, Career

- 6 Steve McNair, 9 games
- 5 Eddie George, 9 games
- 4 Earl Campbell, 8 games
- 2 Mike Rozier, 4 games

### Most Touchdowns, Game

- 2 Eddie George, vs. St. Louis, 1/30/00
- 2 Steve McNair, @ Jacksonville, 1/23/00
- 2 Steve McNair, @ Oakland, 1/19/03
- 1 17 times, last by Chris Brown @ N.E., 1/10/04

### Most Consecutive Games Rushing for TD's

- 3 Eddie George, 1999-02
- 2 Chris Brown, 2004
- 2 Steve McNair, 2002
- 2 Earl Campbell, 1978

## PASSING

### Passer Rating (100 attempts)

- 87.3 Warren Moon, 9 games
- 72.3 Dan Pastorini, 5 games
- 68.4 Steve McNair, 9 games

## ATTEMPTS

### Most Passes Attempted, Career

- 351 Warren Moon, 9 games
- 282 Steve McNair, 9 games
- 117 George Blanda, 3 games
- 116 Dan Pastorini, 5 games

### Most Passes Attempted, Game

- 50 Warren Moon, @ Buffalo, 1/3/93
- 48 Warren Moon, vs. Pittsburgh, 12/31/89
- 46 George Blanda, vs. Dallas Texans, 12/23/62
- 46 Pete Beathard, @ Oakland, 12/21/69
- 46 Steve McNair, vs. Baltimore, 1/7/01

## COMPLETIONS

### Most Completions, Career

- 230 Warren Moon, 9 games
  - 166 Steve McNair, 9 games
  - 71 Dan Pastorini, 5 games
  - 57 George Blanda, 3 games
- ### Most Completions, Game
- 36 Warren Moon, @ Buffalo, 1/3/93
  - 32 Warren Moon, vs. Kansas City, 1/16/94
  - 29 Warren Moon, vs. Pittsburgh, 12/31/89

## COMPLETION PERCENTAGE

### Highest Completion Percentage, Career (100 att)

- 65.5 Warren Moon, 9 games
  - 61.2 Dan Pastorini, 5 games
  - 58.9 Steve McNair, 9 games
- ### Highest Completion Percentage, Game (10 att)
- 80.0 Dan Pastorini, @ New England, 12/31/78 (12-15)
  - 75.0 Warren Moon, @ Denver, 1/4/92 (27-36)
  - 74.4 Warren Moon, vs. Kansas City, 1/16/94 (32-43)

## YARDS GAINED

### Most Yards Gained, Career

- 2,578 Warren Moon, 9 games
- 1,591 Steve McNair, 9 games
- 954 Dan Pastorini, 5 games
- 722 George Blanda, 3 games

### Most Yards Gained, Game

- 371 Warren Moon, @ Buffalo, 1/3/93
- 338 Steve McNair, vs. Pittsburgh, 1/11/03
- 325 Warren Moon, @ Denver, 1/4/92
- 315 Warren Moon, vs. Pittsburgh, 12/31/89

### Most Games, 300 or More Yards Passing, Career

- 4 Warren Moon, 9 games

### Most Consec. Games, 300 or More Yards Passing

- 3 Warren Moon, 1991-93

### Longest Pass Completion

- 88t George Blanda (to Billy Cannon), vs. LA Chargers, 1/1/61
- 71t Dan Pastorini (to Ken Burrough), @ N.E., 12/31/78
- 55 Dan Pastorini (to Mike Barber), @ Miami, 12/24/78
- 49t Steve McNair (to Justin McCareins), @ Balt., 1/3/04

### Highest Average Gain, Career (100 attempts)

- 8.22 Dan Pastorini, 5 games (116-954)
- 7.31 Warren Moon, 9 games (351-2578)
- 6.17 George Blanda, 3 games (117-722)

### Highest Average Gain, Game (20 attempts)

- 10.55 Dan Pastorini, @ New England, 12/31/78
- 9.03 Warren Moon, @ Denver, 1/4/92
- 8.53 Warren Moon, vs. Seattle, 1/3/88

## TOUCHDOWNS

### Most Touchdown Passes, Career

- 15 Warren Moon, 9 games
- 6 Steve McNair, 9 games
- 5 George Blanda, 3 games
- 4 Dan Pastorini, 5 games

### Most Touchdown Passes, Game

- 4 Warren Moon, @ Buffalo, 1/3/93
- 3 George Blanda, vs. LA Chargers, 1/1/61
- 3 Dan Pastorini, @ New England, 12/31/78
- 3 Warren Moon, @ Denver, 1/4/92

### Most Consecutive Games Touchdown Pass

- 4 Steve McNair, 2002-03
- 4 Warren Moon, 1991-93
- 3 George Blanda, 1960-62
- 3 Warren Moon, 1987-88

## HAD INTERCEPTED

### Lowest Percentage, Passes Had Intercepted, Career (100 attempts)

- 3.19 Steve McNair, 9 games (282-9)
- 3.42 Warren Moon, 9 games (351-12)
- 6.90 Dan Pastorini, 5 games (116-8)
- 8.54 George Blanda, 3 games (117-10)

Front Office

Coaching Staff

Players

Rookies

2007 Season

Records

History

Playoff History

Sidelines

Front Office

Coaching Staff

Players

Rookies

2007 Season

Records

History

Playoff History

Sidelines

**Most Attempts Without Interception, Game**

- 48 Warren Moon, vs. Pittsburgh, 12/31/89
- 36 Steve McNair, vs. St. Louis, 1/30/99
- 36 Steve McNair, @ Oakland, 1/19/03
- 29 Dan Pastorini, @ Miami, 12/24/78

**Most Passes Had Intercepted, Career**

- 12 Warren Moon, 9 games
  - 10 George Blanda, 3 games
  - 9 Steve McNair, 9 games
  - 8 Dan Pastorini, 5 games
- Most Passes Had Intercepted, Game**
- 6 George Blanda, @ San Diego, 12/25/61
  - 5 George Blanda, vs. Dallas Texans, 12/23/62
  - 5 Dan Pastorini, @ Pittsburgh, 1/7/79

**PASS RECEIVING**

**RECEPTIONS**

**Most Receptions, Career**

- 60 Ernest Givins, 1987-93
- 41 Haywood Jeffires, 1988-93
- 38 Drew Hill, 1987-91
- 29 Derrick Mason, 1997-03

**Most Receptions, Game**

- 11 Ernest Givins, vs. Pittsburgh, 12/31/89
- 10 Frank Wycheck, vs. Pittsburgh, 1/11/03
- 9 Drew Hill, vs. NY Jets, 12/29/91
- 9 Ernest Givins, @ Buffalo, 1/3/93
- 9 Haywood Jeffires, vs. Kansas City, 1/16/94

**Most Consecutive Games, Pass Receptions**

- 8 Haywood Jeffires, 1988-93
- 7 Frank Wycheck, 1999-2002
- 6 Ernest Givins, 1989-93
- 6 Derrick Mason, 1999-2003

**YARDS GAINED**

**Most Yards Gained, Career**

- 774 Ernest Givins, 8 games
- 513 Drew Hill, 7 games
- 513 Haywood Jeffires, 7 games
- 312 Derrick Mason, 9 games

**Most Yards Gained, Game**

- 136 Ernest Givins, vs. Pittsburgh, 12/31/89
- 128 Billy Cannon, vs. L.A., 1/1/61
- 123 Frank Wycheck, vs. Pittsburgh, 1/11/03
- 117 Ernest Givins, @ Buffalo, 1/3/93
- 112 Mike Barber, @ Miami, 12/24/78

**Most Games, 100 or More Receiving Yards, Career**

- 3 Ernest Givins
- 1 Ken Burrough
- 1 Mike Barber
- 1 Frank Wycheck

**Most Consecutive Games, 100 or More Receiving Yards**

- 2 Ernest Givins

**Longest Reception**

- 88t Billy Cannon, vs. LA Chargers, 1/1/61
- 71t Ken Burrough, @ Miami, 12/24/78
- 55 Mike Barber, @ New England, 12/31/78
- 49t Justin McCareins, @ Baltimore, 1/3/04

**AVERAGE GAIN**

**Highest Average Gain, Career (14 receptions)**

- 22.1 Mike Barber, (14-309)
- 13.5 Drew Hill, (38-513)
- 12.9 Ernest Givins, (60-774)

**Highest Average Gain, Game (5 receptions)**

- 18.6 Drew Hill, @ Denver, 1/10/88 (5-93)
- 18.5 Ernest Givins, @ Denver, 1/4/92 (6-111)
- 17.2 Ken Burrough, @ Miami, 12/24/78 (6-103)

**TOUCHDOWNS**

**Most Touchdowns, Career**

- 8 Ernest Givins, 8 games

- 3 Haywood Jeffires, 7 games

- 2 Billy Cannon, 2 games

- 2 Mike Barber, 2 games

- 2 Curtis Duncan, 5 games

**Most Touchdowns, Game**

- 2 5 times, last by Haywood Jeffires @ Buff 1/3/93

**Most Consecutive Games, Touchdown Receptions**

- 3 Ernest Givins, 1989-91
- 2 Billy Cannon, 1960-61
- 2 Curtis Duncan, 1991-92
- 2 Haywood Jeffires, 1991-92

**INTERCEPTIONS**

**Most Interceptions, Career**

- 5 Vernon Perry, 4 games
- 4 Mike Reinfeldt, 7 games
- 3 Bubba McDowell, 6 games
- 2 Samari Rolle, 9 games

**Most Interceptions, Game**

- 4\* Vernon Perry, @ San Diego, 12/29/79
- 2 Mike Reinfeldt, @ New England, 12/31/78
- 2 Bubba McDowell, vs. NY Jets, 12/29/91

**Most Yards Gained, Career**

- 90 Bubba McDowell, 6 games
- 75 Vernon Perry, 4 games
- 35 Mike Reinfeldt, 7 games

**Most Yards Gained, Game**

- 75t Vernon Perry, @ Pittsburgh, 1/6/80
- 58t Bubba McDowell, @ Buffalo, 1/3/93
- 32 Bubba McDowell, vs. NY Jets, 12/29/92

**Longest Run**

- 75t Vernon Perry, @ Pittsburgh, 1/6/80
- 58t Bubba McDowell, @ Buffalo, 1/3/93
- 31 Bubba McDowell, vs. NY Jets, 12/29/92

**Most Touchdowns, Career**

- 1 Vernon Perry, 1980
- 1 Bubba McDowell, 1993

**Most Touchdowns, Game**

- 1 Vernon Perry, @ Pittsburgh, 1/6/80
- 1 Bubba McDowell, @ Buffalo, 1/3/93

**PUNTING**

**Most Punts, Career**

- 47 Craig Hentrich, 10 games
- 31 Cliff Parsley, 7 games
- 27 Greg Montgomery, 8 games

**Most Punts, Game**

- 11 Jim Norton, @ Oakland, 12/31/67
- 11 Ode Burrell, @ Oakland, 12/21/69
- 7 Craig Hentrich, vs. Buffalo, 1/8/00
- 6 Cliff Parsley, @ New England, 12/31/78
- 6 Cliff Parsley, @ San Diego, 12/29/79
- 6 Greg Montgomery, @ Cincinnati, 1/6/91
- 6 Craig Hentrich, @ Baltimore, 1/3/04

**Longest Punt**

- 63 Craig Hentrich, @ Baltimore, 1/3/04
- 59 Greg Montgomery, vs. Kansas City, 1/6/94
- 57 Craig Hentrich, @ Indianapolis, 1/16/00
- 57 Ode Burrell, @ Oakland, 12/21/69
- 56 Craig Hentrich, @ New England, 1/10/04

**Highest Average Yardage, Career (10 punts)**

- 42.6 Greg Montgomery (27-1149)
- 42.3 Ode Burrell (11-465)

**Highest Average Yardage, Game (5 punts)**

- 52.0 Craig Hentrich, @ Indianapolis, 1/16/00 (5-260)
- 48.6 Greg Montgomery, vs. Kansas City, 1/16/94 (5-243)
- 44.7 Craig Hentrich, @ Baltimore, 1/3/04 (6-268)
- 44.6 Greg Montgomery, @ Buffalo, 1/1/89 (5-223)

**PUNT RETURNS**

**Most Punt Returns, Career**

- 21 Derrick Mason, 9 games
- 9 Richard Ellender, 3 games
- 5 Kenny Johnson, 2 games

# INDIVIDUAL PLAYOFF RECORDS

- 5 Robert Woods, 2 games
- Most Punt Returns, Game**
- 6 Derrick Mason, @ Baltimore, 1/3/04
- 5 Derrick Mason, vs. Buffalo, 1/8/00
- 5 Richard Ellender, @ Denver, 12/23/79
- 4 Kenny Johnson, vs. Seattle, 1/3/88

## Most Yards Gained, Career

- 173 Derrick Mason, 9 games
- 75 Richard Ellender, 3 games
- 27 Kenny Johnson, 2 games
- 27 Bobby Gordon, 1 game

## Most Yards Gained, Game

- 70 Derrick Mason, @ Baltimore, 1/3/04
- 49 Derrick Mason, @ Indianapolis, 1/16/00
- 42 Richard Ellender, @ Denver, 12/23/79
- 27 Bobby Gordon, vs. LA Chargers, 1/1/61
- 27 Kenny Johnson, vs. Seattle, 1/3/88

## Longest Return

- 27 Bobby Gordon, vs. LA Chargers, 1/1/61
- 25 Richard Ellender, @ San Diego, 12/29/79
- 19 Derrick Mason, @ Indianapolis, 1/16/00
- 19 Gerald McNeil, @ Cincinnati, 1/6/91

## Highest Average Gain, Career (5 returns)

- 8.3 Richard Ellender (9-75)
- 8.2 Derrick Mason (21-173)
- 5.4 Kenny Johnson (5-27)

## Highest Average Gain, Game (3 returns)

- 16.3 Derrick Mason, @ Indianapolis, 1/16/00 (3-49)
- 11.7 Derrick Mason, @ Baltimore, 1/3/04 (6-70)
- 8.5 Richard Ellender, @ Denver, 12/23/79 (5-42)
- 6.8 Kenny Johnson, vs. Seattle, 1/3/88 (4-27)

## KICKOFF RETURNS

### Most Kickoff Returns, Career

- 17 Derrick Mason, 7 games

- 13 Allen Pinkett, 8 games
- 9 Bobby Jancik, 3 games
- 9 John Simon, 2 games
- 8 Justin McCarreins, 4 games
- 7 Lorenzo White, 6 games
- Most Kickoff Returns, Game**
- 5 Derrick Mason, vs. St. Louis, 1/30/00
- 5 Bobby Jancik, vs. Dallas Texans, 12/23/62
- 5 John Simon, @ Oakland, 1/19/03

## YARDS GAINED

### Most Yards Gained, Career

- 492 Derrick Mason, 7 games
- 239 Bobby Jancik, 2 games
- 221 Allen Pinkett, 6 games

### Most Yards Gained, Game

- 174 Derrick Mason, @ Jacksonville, 1/23/00
- 122 Derrick Mason, vs. St. Louis, 1/30/00
- 115 John Simon, @ Oakland, 1/19/03
- 100 Bobby Jancik, @ Oakland, 12/31/67

### Longest Return

- 80t Derrick Mason, @ Jacksonville, 1/23/00
- 48 Bobby Jancik, vs. Dallas Texans, 12/23/62
- 47 Derrick Mason, @ Indianapolis, 1/16/00

### Highest Average Gain, Career (5 returns)

- 28.9 Derrick Mason, 7 games
- 26.6 Bobby Jancik, 2 games
- 22.3 John Simon, 2 games
- 20.8 Robert Woods, 3 games

### Highest Average Gain, Game (3 returns)

- 43.5 Derrick Mason, @ Jacksonville, 1/23/00 (4-174)
- 31.3 Derrick Mason, vs. Buffalo, 1/8/2000 (3-94)
- 29.0 Zeke Moore @ Oakland 12/31/67 (3-87)

\* denotes NFL record

Front Office

Coaching Staff

Players

Rookies

2007 Season

Records

History

Playoff History

Sidelines

# TEAM PLAYOFF RECORDS

## SCORING

### Most Points

- 38 @ Buffalo, 1/3/93 (Buffalo 41, Oilers 38)
- 34 vs. Pittsburgh, 1/11/03 (Titans 34, Steelers 31, OT)
- 33 @ Jacksonville, 1/23/00 (Titans 33, Jac 14)
- 31 @ N.E., 12/31/78 (Oilers 31, New England 14)

### Most Points, Opponent

- 56 @ Oakland, 12/21/69 (Oakland 56, Oilers 7)
- 41 @ Buffalo, 1/3/93 (Buffalo 41, Oilers 38 OT)
- 41 @ Cincinnati, 1/6/91 (Cincinnati 41, Oilers 14)
- 41 @ Oakland, 1/19/03 (Raiders 41, Titans 24)

### Fewest Points

- 5 @ Pittsburgh, 1/7/79 (Pittsburgh 34, Oilers 5)
- 6 @ San Diego, 1/6/08 (SD 17, Titans 6)
- 7 3 times, last @ Oakland, 12/28/80 (Oakland 27, Oilers 7)

### Fewest Points, Opponent

- 3 @ San Diego, 12/24/61 (Oilers 10, San Diego 3)
- 7 vs. Denver, 12/23/79 (Oilers 13, Denver 7)
- 9 @ Miami, 12/24/78 (Oilers 17, Miami 9)

### Most Decisive Win

- 19 @ Jacksonville, 1/23/00 (Titans 33, Jacksonville 14)
- 17 @ New England, 12/31/78 (Oilers 31, N.E. 14)
- 8 @ Miami, 12/24/78 (Oilers 17, Miami 9)
- 8 vs. LA Chargers, 1/1/61 (Oilers 24, LA Chargers 16)

### Most Decisive Loss

- 49 @ Oakland, 12/21/69 (Oakland 56, Oilers 7)
- 33 @ Oakland, 12/31/67 (Oakland 40, Oilers 7)
- 29 @ Pittsburgh, 1/7/79 (Pittsburgh 34, Oilers 5)

### Most Points, Both Teams

- 79 @ Buffalo, 1/3/93 (Buffalo 41, Oilers 38 OT)
- 65 @ Oakland, 1/19/03 (Raiders 41, Titans 24)
- 65 vs. Pittsburgh, 1/11/03 (Titans 34, Steelers 31)

- 63 @ Oakland, 12/21/69 (Oakland 56, Oilers 7)
- 55 @ Cincinnati, 1/6/91 (Cincinnati 41, Oilers 14)

### Most Points Each Half

- 1st 28, @ Buffalo, 1/3/93
- 2nd 23, @ Jacksonville, 1/23/00

### Most Points Each Half, Opponent

- 1st 35, @ Oakland, 12/21/69
- 2nd 35, @ Buffalo, 1/3/93

### Most Points Each Quarter

- 1st 14, @ Denver, 1/4/92, vs. Pittsburgh, 1/11/03
- 2nd 21, @ Buffalo, 1/3/93
- 21, @ New England, 12/31/78

- 3rd 16, @ Jacksonville, 1/23/00

- 4th 14, vs Pittsburgh, 12/31/89

- OT 3, vs. Pittsburgh, 1/11/03

### Most Points Each Quarter, Opponent

- 1st 28 @ Oakland, 12/21/69
- 2nd 17, @ Pittsburgh, 1/7/79
- 3rd 28, @ Buffalo, 1/3/93
- 4th 21, vs Kansas City, 1/16/94

## TOUCHDOWNS

### Most Touchdowns

- 5 @ Buffalo, 1/3/93

### Most Touchdowns, Opponent

- 8 @ Oakland, 12/21/69

### Most Touchdowns, Both Teams

- 10 @ Buffalo, 1/3/93 (Buffalo 5, Oilers 5)

### Fewest Touchdowns, Both Teams

- 1 @ San Diego, 12/21/61 (Oilers 1, San Diego 0)

## FIRST DOWNS

### Most First Downs

- 29 vs. Pittsburgh, 1/11/03

28 @ Oakland, 1/19/03  
 27 vs. St. Louis, 1/30/00  
 27 @ Buffalo, 1/3/93  
 27 vs. Seattle, 1/3/88

**Most First Downs, Opponent**

26 @ Denver, 1/4/92  
 25 @ San Diego, 12/29/79  
 25 @ Oakland, 1/19/03  
 24 @ Cincinnati, 1/6/91

**Most First Downs, Both Teams**

53 @ Oakland, 1/19/03 (Titans 28, Raiders 25)  
 50 vs. St. Louis, 1/30/00 (Titans 27, St. Louis 23)  
 50 vs. Pittsburgh, 1/11/03 (Titans 29, Steelers 21)  
 49 @ Denver, 1/4/92 (Denver 26, Oilers 23)  
 46 @ Buffalo, 1/3/93 (Oilers 27, Buffalo 19)

**Fewest First Downs**

10 @ Pittsburgh, 1/7/79  
 11 @ Pittsburgh, 1/6/80  
 11 @ Oakland, 12/31/67

**Fewest First Downs, Opponent**

6 vs. Baltimore, 1/7/01  
 11 vs. Seattle, 1/3/88  
 12 @ Oakland, 12/28/80  
 13 vs. Buffalo, 1/8/00

**Fewest First Downs, Both Teams**

28 @ Oakland, 12/31/67 (Oakland 18, Oilers 10)  
 28 @ Baltimore, 1/3/04 (Titans 16, Ravens 12)  
 29 vs. Baltimore, 1/7/01 (Titans 23, Baltimore 6)  
 29 vs. Buffalo, 1/8/00 (Titans 16, Buffalo 13)  
 31 @ Pittsburgh, 1/7/79 (Pittsburgh 21, Oilers 10)  
 31 @ Oakland, 12/21/69 (Oakland 17, Oilers 14)

**Most First Downs, Rushing**

12 vs. St. Louis, 1/30/00

**Most First Downs, Rushing, Opponent**

15 @ Cincinnati, 1/6/91

**Most First Downs, Rushing, Both Teams**

19 @ Cincinnati, 1/6/91 (Cincinnati 15, Oilers 4)

**Fewest First Downs, Rushing**

1 @ Oakland, 12/21/69

**Fewest First Downs, Rushing, Opponent**

1 @ Baltimore, 1/3/04  
 1 vs. St. Louis, 1/30/00  
 1 vs. Seattle, 1/3/88

**Fewest First Downs, Rushing, Both Teams**

6 @ Oakland, 12/21/69 (Oakland 5, Oilers 1)

**Most First Downs, Passing**

18 @ Buffalo, 1/3/93  
 18 vs. Pittsburgh, 12/31/89  
 18 vs. Seattle, 1/3/88  
 18 vs. Pittsburgh, 1/11/03

**Most First Downs, Passing, Opponent**

18 vs. St. Louis, 1/30/00  
 17 @ San Diego, 12/29/79

**Most First Downs, Passing, Both Teams**

31 vs. St. Louis, 1/30/00 (St. Louis 18, Titans 13)  
 31 @ Buffalo, 1/3/93 (Oilers 18, Buffalo 13)

**Fewest First Downs, Passing**

3 @ Pittsburgh, 1/7/79

**Fewest First Downs, Passing, Opponent**

4 vs. Baltimore, 1/7/01  
 5 vs. Dallas Texans, 12/23/62

**Fewest First Downs, Passing, Both Teams**

11 vs. Buffalo, 1/8/00 (Buffalo 6, Titans 5)  
 11 @ Oakland, 12/31/67 (Oakland 6, Oilers 5)

**Most First Downs, Penalty**

7 @ Oakland, 1/19/03  
 4 @ San Diego, 12/24/61

**Most First Downs, Penalty, Opponent**

5 vs. Pittsburgh, 1/11/03  
 4 vs. St. Louis, 1/30/00  
 4 @ Cleveland, 12/24/88  
 4 vs. Dallas Texans, 12/23/62

**Most First Downs, Penalty, Both Teams**

10 @ Oakland, 1/19/03 (Titans 7, Raiders 3)

6 vs. St. Louis, 1/30/00 (St. Louis 4, Titans 2)  
 6 vs. Pittsburgh, 1/11/03 (Steelers 5, Titans 1)  
 5 @ Buffalo, 1/1/89 (Buffalo 3, Oilers 2)  
 5 @ San Diego, 12/23/61 (Oilers 4, San Diego 1)

**Fewest First Downs, Penalty, Both Teams**

0 vs. Seattle, 1/3/88  
 0 @ Baltimore, 1/3/04

**NET YARDS GAINED RUSHING AND PASSING**

**Most Yards Gained**

437 vs. Seattle, 1/3/88  
 430 vs. Pittsburgh, 1/11/03  
 429 @ Buffalo, 1/3/93  
 422 @ Denver, 1/4/92

**Most Yards Gained, Opponent**

436 vs. St. Louis, 1/30/00  
 418 @ Denver, 1/4/92  
 412 @ Oakland, 12/21/69

**Most Yards Gained, Both Teams**

840 @ Denver, 1/4/92  
 803 vs. St. Louis, 1/30/00  
 795 @ Buffalo, 1/3/93

**Fewest Yards Gained**

142 @ Pittsburgh, 1/7/79  
 146 @ Oakland, 12/31/67  
 197 @ Oakland, 12/21/69

**Fewest Yards Gained, Opponent**

134 vs. Baltimore, 1/7/01  
 209 @ Miami, 12/24/78  
 216 vs. Denver, 12/23/79  
 219 vs. Buffalo, 1/8/00

**Fewest Yards Gained, Both Teams**

413 vs. Buffalo, 1/8/00  
 451 vs. Baltimore, 1/7/01  
 498 vs. Denver, 12/23/79  
 510 @ Oakland, 12/31/67

**RUSHING**

**Most Rushing Attempts**

54 @ New England, 12/31/78  
 50 vs. Seattle, 1/3/88  
 45 @ Miami, 12/24/78

**Most Rushing Attempts, Opponent**

54 vs. Dallas Texans, 12/23/62  
 48 @ Oakland, 12/31/67  
 47 @ Pittsburgh, 1/7/79

**Fewest Rushing Attempts**

13 @ Cincinnati, 1/6/91  
 19 @ Denver, 1/4/92  
 19 @ Oakland, 12/21/69

**Fewest Rushing Attempts, Opponent**

11 vs. Seattle, 1/3/88  
 13 vs. St. Louis, 1/30/00  
 16 @ Baltimore, 1/3/04  
 17 @ Oakland, 1/19/03  
 19 @ San Diego, 12/29/79  
 19 @ San Diego, 12/24/61

**YARDS**

**Most Yards Gained Rushing**

197 @ Indianapolis, 1/16/00  
 178 vs. Seattle, 1/3/88  
 177 @ Jacksonville, 1/23/00  
 165 @ Baltimore, 1/3/04

**Most Yards Gained Rushing, Opponent**

263 @ Oakland, 12/31/67  
 199 vs. Dallas Texans, 12/23/62  
 187 @ Cincinnati, 1/6/91

**Most Yards Gained Rushing, Both Teams**

321 @ Jacksonville, 1/23/00 (Titans 177, Jaguars 144)  
 301 @ Oakland, 12/31/67 (Oakland 263, Oilers 38)  
 297 vs. Dallas Texans, 12/23/62 (Dallas 199, Oilers 98)

## Fewest Yards Gained Rushing

- 24 @ Pittsburgh, 1/6/80
- 28 @ Oakland, 12/21/69
- 38 @ Oakland, 12/31/67

## Fewest Yards Gained Rushing, Opponent

- 29 vs. St. Louis, 1/30/00
- 29 vs. Seattle, 1/3/88
- 49 vs. Baltimore, 1/7/01
- 54 @ Baltimore, 1/3/04
- 61 @ Denver, 1/10/88
- 63 @ San Diego, 12/29/79

## Fewest Yards Gained Rushing, Both Teams

- 110 vs. Kansas City, 1/16/94 (K.C. 71, Oilers 39)
- 134 @ Denver, 1/10/88 (Oilers 73, Denver 61)
- 138 @ Oakland, 12/21/69 (Oakland 37, Oilers 19)

## Highest Average Gain

- 6.0 @ Indianapolis, 1/16/00
- 5.2 @ Cincinnati, 1/6/91

## Highest Average Gain, Opponent

- 6.3 vs. Jacksonville, 1/23/00
- 5.9 vs. Pittsburgh, 12/31/89

## Lowest Average Gain

- 1.1 @ Pittsburgh, 1/6/80

## Lowest Average Gain, Opponent

- 2.1 vs. Baltimore, 1/7/01
- 2.1 @ Denver, 1/10/88
- 2.1 @ San Diego, 1/6/08

## PASSING

### ATTEMPTS

#### Most Passes Attempted

- 50 @ Buffalo, 1/3/93
- 47 vs. Baltimore, 1/7/01
- 46 @ Oakland, 12/21/69
- 46 vs. Dallas Texans, 12/23/62

#### Most Passes Attempted, Opponent

- 47 @ San Diego, 12/29/79
- 45 vs. St. Louis, 1/30/00
- 43 @ Indianapolis, 1/16/00

#### Most Passes Attempted, Both Teams

- 87 vs. Pittsburgh, 1/11/03 (Titans 45, Steelers 42)
- 84 @ Buffalo, 1/3/93 (Oilers 50, Buffalo 34)
- 81 vs. St. Louis, 1/30/00 (St. Louis 45, Titans 36)
- 81 vs. Kansas City, 1/16/94 (Oilers 43, K.C. 38)
- 81 vs. Pittsburgh, 12/31/89 (Oilers 48, Pitt 33)

#### Fewest Passes Attempted

- 15 @ New England, 12/31/78
- 19 @ San Diego, 12/29/79
- 22 vs. Denver, 12/23/79
- 23 @ Baltimore, 1/3/04

#### Fewest Passes Attempted, Opponent

- 14 vs. Dallas Texans, 12/23/62
- 17 vs. Baltimore, 1/7/01
- 19 @ Pittsburgh, 1/7/79
- 22 @ Oakland, 12/21/69

#### Fewest Passes Attempted, Both Teams

- 45 @ Pittsburgh, 1/7/79 (Oilers 26, Pittsburgh 19)
- 46 vs. Buffalo, 1/8/00 (Titans 24, Buffalo 22)
- 49 vs. Denver, 12/23/79 (Denver 27, Oilers 22)

### COMPLETIONS

#### Most Passes Completed

- 36 @ Buffalo, 1/3/93
- 32 vs. Kansas City, 1/16/94
- 29 vs. Pittsburgh, 12/31/89

#### Most Passes Completed, Opponent

- 29 @ Oakland, 1/19/03
- 25 @ San Diego, 12/29/79
- 24 vs. St. Louis, 1/30/00
- 22 vs. Kansas City, 1/16/94

#### Most Passes Completed, Both Teams

- 57 @ Buffalo, 1/3/93 (Oilers 36, Buffalo 21)
- 54 vs. Kansas City, 1/16/94 (Oilers 32, K.C. 22)

- 50 @ Oakland, 1/19/03 (Raiders 29, Titans 21)
- 49 vs. NY Jets, 12/29/91 (Oilers 28, NY Jets 21)

#### Fewest Passes Completed

- 10 @ San Diego, 12/29/79
- 10 vs. Denver, 12/23/79
- 12 2 times, last @ Pittsburgh, 1/7/79

#### Fewest Passes Completed, Opponent

- 5 vs. Baltimore, 1/7/01
- 8 @ Oakland, 12/28/80
- 9 vs. Dallas Texans, 12/23/62
- 10 vs. Buffalo, 1/8/00
- 10 @ Oakland, 12/31/67

#### Fewest Passes Completed, Both Teams

- 23 vs. Buffalo, 1/8/00 (Titans 13, Buffalo 10)
- 23 @ Oakland, 12/28/80 (Oilers 15, Oakland 8)
- 23 @ Pittsburgh, 1/7/79 (Oilers 12, Pittsburgh 11)
- 24 vs. Denver, 12/23/79 (Denver 14, Oilers 10)

#### Highest Completion Percentage (20 attempts)

- 75.0 @ Denver, 1/4/92

#### Highest Completion Percentage, Opponent (20 att.)

- 70.7 @ Oakland, 1/19/03
- 67.9 @ Cleveland, 12/24/88

#### Lowest Completion Percentage (20 attempts)

- 39.1 @ Oakland, 12/21/69
- Lowest Completion Percentage, Opponent (20 att.)
- 34.5 @ Oakland, 12/28/80

### YARDS

#### Most Yards Gained, Passing

- 347 @ Buffalo, 1/3/93
- 338 @ Pittsburgh, 1/11/03
- 325 vs. Denver, 1/4/92
- 315 vs. Pittsburgh, 12/31/89

#### Most Yards Gained, Passing, Opponent

- 407 vs. St. Louis, 1/30/00
- 349 @ San Diego, 12/29/79
- 317 vs. Denver, 12/23/79

#### Fewest Yards Gained, Passing

- 55 vs. Buffalo, 1/8/00
- 70 @ Pittsburgh, 1/7/79
- 108 @ Oakland, 12/31/67

#### Fewest Yards Gained, Passing, Opponent

- 38 vs. Dallas Texans, 12/23/62
- 96 vs. Buffalo, 1/8/00
- 101 @ Oakland, 12/31/67
- Fewest Yards Gained, Passing, Both Teams
- 151 vs. Buffalo, 1/8/00 (Buffalo 96, Titans 55)
- 209 @ Oakland, 12/31/67 (Oilers 108, Oakland 101)
- 251 vs. Denver, 12/23/79 (Oilers 147, Denver 104)

### SACKS

#### Most Sacks

- 9 vs. Kansas City, 1/16/94

#### Most Sacks, Opponent

- 6 vs. Denver, 12/23/79
- 6 vs. Dallas Texans, 12/23/62
- 6 @ San Diego, 12/24/61

#### Most Sacks, Both Team

- 11 vs. Kansas City, 1/16/94 (Oilers 9, Kansas City 2)
- 10 @ San Diego, 12/24/61 (Oilers 6, San Diego 4)
- 7 @ Pittsburgh, 1/7/79 (Oilers 5, Pittsburgh 2)

#### Fewest Sacks, Both Teams

- 0 @ Denver, 1/4/92

### PUNTING

#### Most Punts

- 11 @ Oakland, 12/21/69
- 11 @ Oakland, 12/31/67
- 9 @ Oakland, 12/28/80

#### Most Punts, Opponent

- 9 @ Oakland, 12/28/80
- 8 @ Baltimore, 1/3/04

Front Office

Coaching Staff

Players

Rookies

2007 Season

Records

History

Playoff History

Sidelines



# TEAM PLAYOFF RECORDS

Front Office

Coaching Staff

Players

Rookies

2007 Season

Records

History

Playoff History

Sidelines

- 8 vs. Baltimore, 1/7/01
- 8 vs. Buffalo, 1/8/00
- 8 vs. Dallas Texans, 12/23/62
- 7 @ Indianapolis, 1/16/00
- 7 vs. Seattle, 1/3/88
- Most Punts, Both Teams**
- 18 @ Oakland, 12/28/80 (Oilers 9, Oakland 9)
- 16 @ Oakland, 12/21/69 (Oilers 11, Oakland 5)
- 15 vs. Buffalo, 1/8/00 (Buffalo 8, Titans 7)
- 15 @ Oakland, 12/31/67 (Oilers 11, Oakland 4)
- 14 @ Baltimore, 1/3/04 (Titans 6, Ravens 8)

## AVERAGE YARDAGE

### **Highest Average Distance (4 Punts)**

- 52.0 @ Indianapolis, 1/16/00
- 44.3 @ Baltimore, 1/3/04
- 44.0 @ Oakland, 12/28/80
- 44.0 @ Miami, 12/24/78

### **Highest Average Distance, Opponent**

- 48.8 @ Baltimore, 1/3/04
- 48.6 @ Indianapolis, 1/16/00
- 45.3 @ Jacksonville, 1/23/00
- 45.2 vs. Denver, 12/23/79

## INTERCEPTIONS

### **Most Interceptions**

- 6 @ San Diego, 12/24/61
- 5 @ Pittsburgh, 1/7/79
- 5 vs. Dallas Texans, 12/23/62

### **Most Interceptions, Opponent**

- 5 @ San Diego, 12/29/79
- 4 @ San Diego, 12/24/61
- 3 5 times, last @ Baltimore, 1/3/04

### **Most Interceptions, Both Teams**

- 10 @ San Diego, 12/24/61 (Oilers 6, San Diego 4)
- 7 @ Pittsburgh, 1/7/79 (Oilers 5, Pittsburgh 2)
- 6 2 times, last @ San Diego, 12/29/79 (San Diego 5, Oilers 1)
- 5 @ Baltimore, 1/3/04 (Titans 3, Ravens 2)

### **Fewest Interceptions**

- 0 Eight times, last @ Oakland, 1/19/03

### **Fewest Interceptions, Opponents**

- 0 nine times, last @ New England, 1/10/04

### **Fewest Interceptions, Both Teams**

- 0 Four times, last @ Oakland, 1/19/03
- 1 5 times, last @ New England (Titans 1, Patriots 0)

## FUMBLES

### **Most Fumbles**

- 7 vs. Kansas City, 1/16/94
- 6 @ Pittsburgh, 1/7/79
- 5 Three times, last @ Jacksonville, 1/23/00

### **Most Fumbles, Opponent**

- 6 @ Pittsburgh, 1/7/79
- 5 @ Jacksonville, 1/23/00
- 3 @ Denver, 1/4/92
- 3 @ Oakland, 12/21/69
- 3 @ Oakland, 1/19/03

### **Most Fumbles, Both Teams**

- 12 @ Pittsburgh, 1/7/79 (Oilers 6, Pittsburgh 6)
- 10 @ Jacksonville, 1/23/00 (Titans 5, Jacksonville 5)
- 7 vs. Kansas City, 1/16/94 (Oilers 7, Kansas City 0)
- 7 vs. San Diego, 12/24/61 (Oilers 5, San Diego 2)

## FUMBLES LOST

### **Most Fumbles Lost**

- 4 @ Pittsburgh, 1/7/79
- 3 @ Jacksonville, 1/23/00
- 2 8 times, last @ Oakland, 1/19/03

### **Most Fumbles Lost, Opponent**

- 4 @ Jacksonville, 1/23/00

- 3 @ Pittsburgh, 1/7/79
- 2 @ Miami, 12/24/78
- 2 vs. San Diego, 12/24/61

### **Most Fumbles Lost, Both Teams**

- 7 @ Pittsburgh, 1/7/79 (Oilers 4, Pittsburgh 3)
- 7 @ Jacksonville, 1/23/00 (Jacksonville 4, Titans 3)
- 3 6 times, last @ Oakland, 1/19/03

## PENALTIES

### **Most Penalties**

- 13 @ Denver, 1/4/92
- 11 @ Cleveland, 12/24/88
- 10 @ Denver, 1/10/89

### **Most Penalties, Opponent**

- 14 @ Oakland, 12/28/80
- 14 @ Oakland, 1/19/03
- 10 vs. Buffalo, 1/8/00
- 10 @ San Diego, 12/24/61

### **Most Penalties, Both Teams**

- 22 @ Oakland, 12/28/80 (Oakland 14, Oilers 8)
- 21 @ Oakland, 1/19/03 (Raiders 14, Titans 7)
- 20 @ Cleveland, 12/24/88 (Oilers 11, Cleveland 9)
- 19 @ Denver, 1/4/92 (Oilers 13, Denver 6)

### **Fewest Penalties**

- 2 vs. Buffalo, 1/8/00
- 2 @ Pittsburgh, 1/6/80
- 2 vs. Denver, 12/23/79
- 2 @ New England, 12/31/78

### **Fewest Penalties, Opponent**

- 1 @ Miami, 12/24/78
- 2 @ New England, 1/10/04
- 3 vs. Seattle, 1/3/88
- 3 vs. LA Chargers, 1/1/61

### **Fewest Penalties, Both Teams**

- 6 @ Miami, 12/24/78 (Oilers 5, Miami 1)
- 7 3 times, last vs. Seattle, 1/3/88 (Oilers 4, Seattle 3)

## YARDS PENALIZED

### **Most Yards Penalized**

- 118 @ Cleveland, 12/24/88
- 92 vs. Pittsburgh, 1/11/03
- 85 @ Denver, 1/4/92
- 78 @ Indianapolis, 1/16/00

### **Most Yards Penalized, Opponent**

- 127 @ Oakland, 1/19/03
- 106 @ San Diego, 12/24/61
- 100 @ Jacksonville, 1/23/00
- 92 @ New England, 12/24/78

### **Most Yards Penalized, Both Teams**

- 193 @ Cleveland, 12/24/88 (Oilers 118, Cleveland 75)
- 187 @ Oakland, 1/19/03 (Raiders 127, Titans 60)
- 174 @ San Diego, 12/24/61 (San Diego 106, Oilers 68)
- 155 2 times, last @ Denver, 1/4/92 (Oilers 85, Den. 70)

### **Fewest Yards Penalized**

- 10 @ Pittsburgh, 1/6/80
- 12 vs. Buffalo, 1/8/00
- 19 vs. Denver, 12/23/79

### **Fewest Yards Penalized, Opp.**

- 5 @ Miami, 12/24/78
- 14 @ New England, 1/10/04
- 15 vs. LA Chargers, 1/1/61
- 20 vs. Seattle, 1/3/88

### **Fewest Yards Penalized, Both Teams**

- 42 @ Miami, 12/24/78 (Oilers 37, Miami 5)
- 44 @ Pittsburgh, 1/6/80 (Pittsburgh 34, Oilers 10)
- 45 vs. Seattle, 1/3/88 (Oilers 25, Seattle 20)

## RUSHING

162	Eddie George @ Indianapolis	Jan. 16, 2000	(26 carries)
118	Earl Campbell @ New England	Dec. 31, 1978	(27 carries)
106	Eddie George vs. Buffalo	Jan. 8, 2000	(29 carries)

## PASSING

371	Warren Moon @ Buffalo	Jan. 3, 1993	(36 of 50)
338	Steve McNair vs. Pittsburgh	Jan. 11, 2003	(27 of 44)
325	Warren Moon @ Denver	Jan. 4, 1992	(27 of 36)
315	Warren Moon vs. Pittsburgh	Dec. 31, 1989	(29 of 48)
306	Dan Pastorini @ Miami	Dec. 24, 1978	(20 of 29)
306	Warren Moon vs. Kansas City	Jan. 16, 1994	(32 of 43)
301	George Blanda vs. Los Angeles	Jan. 1, 1961	(16 of 32)

## RECEIVING

136	Ernest Givins vs. Pittsburgh	Dec. 31, 1989	(11 receptions)
128	Billy Cannon vs. Los Angeles	Jan. 1, 1961	(3 receptions)
123	Frank Wycheck vs. Pittsburgh	Jan. 11, 2003	(10 receptions)
117	Ernest Givins @ Buffalo	Jan. 3, 1993	(9 receptions)
111	Ernest Givins @ Denver	Jan. 4, 1992	(6 receptions)

## CAREER 100-YARD RUSHING PLAYOFF GAMES

<u>NO.</u>	<u>Player</u>	<u>W-L</u>
2	Eddie George	2-0
1	Earl Campbell	1-0

## CAREER 300-YARD PASSING PLAYOFF GAMES

<u>NO.</u>	<u>Player</u>	<u>W-L</u>
4	Warren Moon	0-4
1	George Blanda	1-0
1	Dan Pastorini	1-0
1	Steve McNair	1-0

## CAREER 100-YARD RECEIVING PLAYOFF GAMES

<u>NO.</u>	<u>Player</u>	<u>W-L</u>
3	Ernest Givins	0-3
1	Billy Cannon	1-0
1	Frank Wycheck	1-0



# PLAYOFF SUMMARIES

Front Office

Coaching Staff

Players

Rookies

2007 Season

Records

History

Playoff History

Sidelines

**AFL CHAMPIONSHIP GAME – 1960**  
**Houston 24, Los Angeles Chargers 16**  
 January 1, 1961 • Jeppesen Stadium

One sensational play by rookie halfback Billy Cannon, the previous season's Heisman Trophy winner, was the difference, as the Houston Oilers defeated the Los Angeles Chargers 24-16 in the first AFL Championship game. The Chargers took the early lead on two field goals by Ben Agajanian, but QB George Blanda brought the Oilers back, throwing a 17-yard touchdown pass to Dave Smith and kicking an 18-yard field goal, which put Houston ahead 10-9 at halftime. The teams exchanged touchdowns in the third quarter, with Blanda throwing a seven-yard scoring pass to Bill Groman and Chargers halfback Paul Lowe pounding over from the 2. Protecting a one-point lead in the fourth quarter and facing a third-and-nine at the Houston 12, Blanda threw a short pass to Cannon, who broke a tackle and outran the Chargers' secondary to complete an 88-yard scoring play. In the final minute of the game, the Chargers drove down the field, reaching the Houston 22. However, the Oilers held on fourth down for the title.

Los Angeles . . . . .	6	3	7	0	16
Houston . . . . .	0	10	7	7	24

TEAM	SCORING PLAY	QTR-INTO
Rams	Agajanian 38 yd. field goal	1-10:58
Rams	Agajanian 22 yd. field goal	1-6:44
Oilers	Smith 17 yd. pass from Blanda (Blanda, kick)	2-11:09
Oilers	Blanda 18 yd. field goal	2-5:15
Rams	Agajanian 27 yd. field goal	2-0:09
Oilers	Groman 7 yd. pass from Blanda (Blanda, kick)	3-N/A
Rams	Lowe 2 yd. run (Agajanian, kick)	3-N/A
Oilers	Cannon 88 yd. pass from Blanda (Blanda, kick)	4-N/A

Missed FG: N/A  
 Attendance: 32,183

	Chargers	Oilers
First downs	21	17
Total yards	333	401
Rushing yards	162	100
Passing yards	171	301
Passes-comp.-Int.	41-21-2	32-16-0
Punts-avg.	4-41.0	5-34.0
Punt return yards	2-42	0-0
Kickoff return yards	5-123	5-128
Fumbles-lost	2-0	0-0
Penalties-yards	3-15	4-54

RUSHING											
OILERS	Att	Yds	Lg	TD	CHARGERS	Att	Yds	Lg	TD		
Cannon	18	50	N/A	0	Lowe	21	165	N/A	1		
Smith	19	45	N/A	0	Kemp	6	19	N/A	0		
Hall	3	5	N/A	0	Ferguson	4	14	N/A	0		
					Ford	2	5	N/A	0		
<b>TOTALS</b>	<b>40</b>	<b>100</b>	<b>N/A</b>	<b>0</b>	<b>TOTALS</b>	<b>35</b>	<b>162</b>	<b>N/A</b>	<b>1</b>		

PASSING											
OILERS	Att	Comp	Yds	TD	CHARGERS	Att	Comp	Yds	TD		
Blanda	31	16	301	3-0	Kemp	41	21	171	0-2		
Cannon	1	0	0	0-0							
<b>TOTALS</b>	<b>32</b>	<b>16</b>	<b>301</b>	<b>3-0</b>	<b>TOTALS</b>	<b>41</b>	<b>21</b>	<b>171</b>	<b>0-2</b>		

RECEIVING											
OILERS	Rec	Yds	Lg	TD	CHARGERS	Rec	Yds	Lg	TD		
Smith	5	52	N/A	1	Norton	6	55	N/A	0		
Cannon	3	128	N/A	1	Lowe	3	35	N/A	0		
Carson	1	13	N/A	0	Womble	6	23	N/A	0		
Hennigan	4	71	N/A	0	Kocourek	3	57	N/A	0		
Groman	3	37	N/A	1	Ferguson	2	29	N/A	0		
					Flowers	1	6	N/A	0		
<b>TOTALS</b>	<b>16</b>	<b>301</b>	<b>N/A</b>	<b>3</b>	<b>TOTALS</b>	<b>21</b>	<b>171</b>	<b>N/A</b>	<b>0</b>		

**AFL CHAMPIONSHIP GAME – 1961**  
**Houston 10, San Diego Chargers 3**  
 Dec. 24, 1961 • Balboa Stadium

The Houston Oilers defeated the San Diego Chargers 10-3 to win their second consecutive AFL title. In a game marked by turnovers, Houston had seven and San Diego six. The only score of the first half came on a 46-yard field goal by George Blanda, which followed a nine-yard San Diego punt. In the third quarter, the Oilers put together the only sustained drive of the game, moving 80 yards. With a third-and-five at the San Diego 35, Blanda rolled to his right and found Billy Cannon open at the 17. Cannon jumped to make the catch, shrugged off a would-be tackler, and motored into the end zone for a touchdown that put Houston up 10-0. The Chargers scored early in the fourth quarter on a 12-yard field goal by George Blair, but they could not get on the scoreboard again.

San Diego . . . . .	0	0	3	3
Houston . . . . .	0	3	7	10

TEAM	SCORING PLAY	QTR
Oilers	Blanda 46 yd. field goal	2
Oilers	Cannon 35 yd. pass from Blanda (Blanda, kick)	3
Chargers	Blair 12 yd. field goal	4

Missed FG: N/A  
 Attendance: 29,556

	Chargers	Oilers
First downs	15	18
Total yards	482	416
Rushing yards	79	96
Passing yards	177	160
Passes-comp.-Int.	31-17-4	41-18-6
Punts-avg.	6-33.3	4-41.5
Punt return yards	1-16	0-0
Kickoff return yards	2-50	0-0
Fumbles-lost	2-2	5-1
Penalties-yards	10-106	5-68
Field goals made-att	1-1	1-1

RUSHING											
OILERS	Att	Yds	Lg	TD	CHARGERS	Att	Yds	Lg	TD		
Cannon	15	48	22	0	Lincoln	3	7	4	0		
Tolar	16	52	20	0	Lowe	5	30	12	0		
Blanda	2	4	1	0	Roberson	8	37	23	0		
					Kemp	4	5	17	0		
<b>TOTALS</b>	<b>33</b>	<b>96</b>	<b>22</b>	<b>0</b>	<b>TOTALS</b>	<b>20</b>	<b>79</b>	<b>23</b>	<b>0</b>		

PASSING											
OILERS	Att	Comp	Yds	TD	CHARGERS	Att	Comp	Yds	TD		
Blanda	40	18	160	1-5	Kemp	32	17	226	0-4		
Groman	1	0	0	0-1							
<b>TOTALS</b>	<b>41</b>	<b>18</b>	<b>160</b>	<b>1-6</b>	<b>TOTALS</b>	<b>32</b>	<b>17</b>	<b>226</b>	<b>0-4</b>		

RECEIVING											
OILERS	Rec	Yds	Lg	TD	CHARGERS	Rec	Yds	Lg	TD		
Cannon	5	53	35	1	Lincoln	1	3	3	0		
Tolar	2	2	8	0	Roberson	1	11	11	0		
Groman	3	32	19	0	Kocourek	7	123	40	0		
Hennigan	5	43	14	0	Norton	3	48	28	0		
Dewveall	2	10	11	0	Flowers	2	17	9	0		
McLeod	1	20	20	0	Scarpitto	1	9	9	0		
					Hayes	1	5	5	0		
<b>TOTALS</b>	<b>18</b>	<b>160</b>	<b>35</b>	<b>1</b>	<b>TOTALS</b>	<b>17</b>	<b>226</b>	<b>40</b>	<b>0</b>		

\* Some game summaries in this section from Total Football and NFL Record & Fact Book.

**AFL CHAMPIONSHIP GAME – 1962**  
**Dallas 20, Houston 17 (2 OT)**  
**Dec. 23, 1962 • Jeppesen Stadium**

In what was at the time the longest game in the history of professional football, the Dallas Texans dethroned the two-time defending AFL champion Houston Oilers when Tommy Brooker kicked a 25-yard field goal after 2:54 of the sixth quarter, or 17:54 of sudden-death overtime. The Texans led 17-0 after two quarters, but the Oilers, tied it up with 17 second-half points. The overtime started with a potentially damaging gaffe by Dallas captain Abner Haynes, who had already scored twice, but who won the toss and then elected to 'kick to the clock'. What Haynes wanted was the strong wind behind his team, but, by saying kick first, it gave the Oilers the chance to decide which end to take, and they, needless to say, chose to have the wind behind them. As it turned out, it didn't matter. After an interception near the end of the first overtime period, the Texans took over. Two big plays by fullback Jack Spikes put the ball at the Houston 19, and, on fourth-and-nine, Brooker ended the contest.

Dallas	.....3	14	0	0	0	3	20
Houston	....0	0	7	10	0	0	17

TEAM	SCORING PLAY	QTR-INTO
Dallas	Brooker 16 yd. field goal	1-4:21
Dallas	Haynes 28 yd. pass from Dawson (Brooker, kick)	2-14:31
Dallas	Haynes 2 yd. run (Brooker, kick)	2-3:31
Houston	Dewveall 15 yd. pass from Blanda (Blanda, kick)	3-11:51
Houston	Blanda 31 yd. field goal	4-11:09
Houston	Tolar 1 yd. run (Blanda, kick)	4-5:51
Dallas	Brooker 25 yd. field goal	6-12:05

Attendance: 37,081

	Texans	Oilers
First downs	19	21
Total yards	287	359
Rushing yards	199	98
Passing yards	88	261
Passes-comp.-Int.	14-9-0	46-23-5
Punts-avg.	8-31.2	3-39.3
Punt return yards	1-0	1-0
Kickoff return yards	4-86	5-139
Fumbles-lost	1-1	1-1
Penalties-yards	10-73	5-47
Field goals made-att	2-1	0-0

RUSHING									
OILERS	Att	Yds	Lg	TD	TEXANS	Att	Yds	Lg	TD
Tolar	17	58	12	1	Spikes	11	77	33	0
Cannon	11	37	7	0	McClinton	24	70	8	0
Smith	2	3	4	0	Dawson	5	26	11	0
					Haynes	14	26	14	0
<b>TOTALS</b>	<b>30</b>	<b>98</b>	<b>23</b>	<b>1</b>	<b>TOTALS</b>	<b>54</b>	<b>199</b>	<b>66</b>	<b>0</b>

PASSING									
OILERS	Att	Comp	Yds	TD-I	TEXANS	Att	Comp	Yds	TD-I
Blanda	46	23	261	1-5	Dawson	14	9	88	1-0
<b>TOTALS</b>	<b>46</b>	<b>23</b>	<b>261</b>	<b>1-5</b>	<b>TOTALS</b>	<b>14</b>	<b>9</b>	<b>88</b>	<b>1-0</b>

RECEIVING									
OILERS	Rec	Yds	Lg	TD	TEXANS	Rec	Yds	Lg	TD
Hennigan	3	37	19	0	Haynes	3	45	28	1
Tolar	1	8	8	0	Spikes	2	24	14	0
McLeod	5	70	21	0	Arbanas	2	21	12	0
Cannon	6	54	21	0	Bishop	1	0	0	0
Dewveall	6	95	24	1	McClinton	1	4	4	0
Jamison	1	9	9	0					
Smith	1	6	6	0					
<b>TOTALS</b>	<b>23</b>	<b>261</b>	<b>24</b>	<b>1</b>	<b>TOTALS</b>	<b>9</b>	<b>88</b>	<b>28</b>	<b>1</b>

**AFL CHAMPIONSHIP GAME – 1967**  
**Oakland 40, Houston 7**  
**Dec. 31, 1967 • Alameda County Coliseum**

Big plays before and after halftime broke open a tight game, as the Raiders won their first AFL title with a 40-7 victory against Houston. The Raiders led 10-0 in the final minutes of the half, the big play a 69-yard touchdown run by Hewritt Dixon. The Raiders lined up for a field goal attempt from the Houston 17, but instead quarterback Daryle Lamonica took the snap and threw to a wide open Dave Kocourek for a touchdown with 18 seconds remaining to build the lead to 17-0. The Oilers hoped for a big play to open the second half, and they got it, but it was in favor of the Raiders. Zeke Moore fumbled the kickoff and Oakland recovered deep in Houston territory, leading to Lamonica's one-yard quarterback sneak. In the next two quarters, George Blanda kicked three field goals, to give him 16 points for the day, and Lamonica threw a touchdown pass to Bill Miller.

Oakland	.....3	14	10	13	40
Houston	.....0	0	0	7	7

TEAM	SCORING PLAY	QTR
Oakland	Blanda 37 yd. field goal	1
Oakland	Dixon 69 yd. run (Blanda, kick)	2
Oakland	Kocourek 17 yd. pass from Lamonica (Blanda, kick)	2
Oakland	Lamonica 1 yd. run (Blanda, kick)	3
Oakland	Blanda 40 yd field goal	3
Oakland	Blanda 42 yd. field goal	4
Houston	Frazier 5 yd. pass from Beathard (Wittenborn, kick)	4
Oakland	Blanda 36 yd. field goal	4
Oakland	Miller 12 yd. pass from Lamonica (Blanda, kick)	4

Attendance: 53,330

	Raiders	Oilers
First downs	18	11
Total yards	364	146
Rushing yards	263	38
Passing yards	101	108
Passes-comp.-Int.	26-10-0	35-15-1
Punts-avg.	4-44.3	11-38.6
Fumbles-lost	0-0	4-2
Penalties-yards	4-69	7-45

RUSHING									
OILERS	Att	Yds	Lg	TD	RAIDERS	Att	Yds	Lg	TD
Granger	14	19	NA	0	Dixon	21	144	NA	1
Campbell	6	15	NA	0	Banaszak	15	116	NA	0
Blanks	1	6	6	0	Lamonica	5	22	NA	1
Beathard	1	-2	-2	0	Hagberg	2	-1	NA	0

PASSING									
OILERS	Att	Comp	Yds	TD-I	RAIDERS	Att	Comp	Yds	TD-I
Beathard	35	15	142	1-1	Lamonica	24	10	111	2-0
					Blanda	2	0	0	0-0
<b>TOTALS</b>	<b>35</b>	<b>15</b>	<b>142</b>	<b>1-1</b>	<b>TOTALS</b>	<b>26</b>	<b>10</b>	<b>111</b>	<b>2-0</b>

RECEIVING									
OILERS	Rec	Yds	Lg	TD	RAIDERS	Rec	Yds	Lg	TD
Frazier	7	81	NA	1	Miller	3	32	NA	1
Reed	4	60	NA	0	Cannon	2	31	NA	0
Campbell	2	5	NA	0	Biletnikoff	2	19	NA	0
Taylor	1	6	NA	0	Kocourek	1	17	17	1

# PLAYOFF SUMMARIES

Front Office

Coaching Staff

Players

Rookies

2007 Season

Records

History

Playoff History

Sidelines

## AFL PLAYOFF GAME – 1969 Oakland 56, Houston 7 Dec. 21, 1969 • Alameda County Coliseum

Oakland scored four touchdowns in 4:22 of the first quarter, as the Raiders jumped to a quick 28-0 lead on the way to a 56-7 victory over the Oilers. The key figure was quarterback Daryle Lamonica, who threw six touchdown passes. On their second possession, the Raiders moved 50 yards in five plays, with Lamonica throwing a 13-yard scoring pass to Fred Biletnikoff. On the first play after the kickoff, George Atkinson intercepted Pete Beathard's pass and returned it 57 yards for a score. The Oilers again lost the ball the first play after the kickoff, as Hoyle Granger fumbled and Carleton Oats recovered at the Houston 24. On first down, Lamonica hit Rod Sherman for a touchdown. Following the next kickoff, Houston again fumbled - this time by Beathard on the fourth play - and Tom Keating recovered. Again it took the Raiders one play to score, Lamonica finding Biletnikoff for the touchdown.

Oakland	.....25	7	14	7	56
Houston	.....0	0	0	7	7

TEAM	SCORING PLAY	QTR-INTO
Raiders	Biletnikoff 13 yd. pass from Lamonica (Blanda, kick)	1-6:33
Raiders	Atkinson 57 yd. interception return (Blanda, kick)	1-7:26
Raiders	Sherman 24 yd. pass from Lamonica (Blanda, kick)	1-8:32
Raiders	Biletnikoff 31 yd. pass from Lamonica (Blanda, kick)	1-10:55
Raiders	Smith 60 yd. pass from Lamonica (Blanda, kick)	2-9:12
Raiders	Sherman 23 yd. pass from Lamonica (Blanda, kick)	3-9:49
Raiders	Cannon 3 yd. pass from Lamonica (Blanda, kick)	3-14:49
Oilers	Reed 8 yd. pass from Beathard (Gerela, kick)	4-6:17
Raiders	Hubbard 4 yd. run (Blanda, kick)	4-12:35

Missed FG: None  
Attendance: 53,539

	Raiders	Oilers
First downs	17	14
Total yards	412	197
Rushing yards	110	28
Passing yards	302	169
Passes-comp.-Int.	22-14-3	46-18-3
Punts-avg.	5-42.0	11-41.4
Punt return yards	3-27	2-4
Kickoff return yards	2-64	7-130
Fumbles-lost	3-1	3-2
Penalties-yards	7-63	3-48

RUSHING											
OILERS	Att	Yds	Lg	TD	RAIDERS	Att	Yds	Lg	TD		
Granger	14	29	9	0	Dixon	13	48	17	0		
Campbell	1	0	0	0	Smith	8	3	3	0		
Levias	1	4	4	0	Hubbard	6	19	5	1		
Beathard	3	-5	3	0	Todd	8	31	30	0		
					Hagberg	2	9	5	0		
<b>TOTALS</b>	<b>19</b>	<b>28</b>	<b>9</b>	<b>0</b>	<b>TOTALS</b>	<b>37</b>	<b>110</b>	<b>30</b>	<b>1</b>		

PASSING											
OILERS	Att	Comp	Yds	TD	RAIDERS	Att	Comp	Yds	TD		
Beathard	46	18	209	1-3	Lamonica	17	13	276	6-1		
					Blanda	5	1	33	0-2		
<b>TOTALS</b>	<b>46</b>	<b>18</b>	<b>209</b>	<b>1-3</b>	<b>TOTALS</b>	<b>22</b>	<b>14</b>	<b>309</b>	<b>6-3</b>		

RECEIVING											
OILERS	Rec	Yds	Lg	TD	RAIDERS	Rec	Yds	Lg	TD		
Bierne	5	48	12	0	Biletnikoff	3	70	31	2		
Reed	7	81	18	1	Sherman	4	60	24	2		
Granger	3	31	24	0	Smith	4	103	60	1		
Haik	2	42	29	0	Todd	1	40	40	0		
Levias	1	7	7	0	Hubbard	1	33	33	0		
					Cannon	1	3	3	1		
<b>TOTALS</b>	<b>18</b>	<b>209</b>	<b>29</b>	<b>1</b>	<b>TOTALS</b>	<b>14</b>	<b>309</b>	<b>60</b>	<b>6</b>		

## AFC WILD CARD GAME – 1978 Houston 17, Miami 9 Dec. 24, 1978 • Orange Bowl

The Oilers, making their first postseason appearance since 1969, advanced to the divisional playoffs on a brilliant passing performance by Dan Pastorini, who completed 20 of 29 passes for 306 yards and one touchdown. The two AFC wild card teams were locked in a 7-7 tie until midway through the fourth quarter. But Pastorini then completed all four of his passes in a 53-yard drive that set up Toni Fritsch's 35-yard field goal for a 10-7 lead with 7:25 left. One play after the ensuing kickoff, Gregg Bingham intercepted a Bob Griese pass and the Oilers drove 50 yards in 10 plays (9 on the ground) for Earl Campbell's clinching touchdown from the one-yard line. Griese completed 11 of 28 passes. Campbell, the NFL's leading rusher during regular season with 1,450 yards, gained 84 yards on 26 carries.

Miami	.....7	0	0	2	9
Houston	.....7	0	0	10	17

TEAM	SCORING PLAY	QTR-INTO
Dolphins	Tollman 13 yd. pass from Griese (Yepremian, kick)	1-9:58
Oilers	Wilson 13 yd. pass from Pastorini (Fritsch, kick)	1-14:57
Oilers	Fritsch 27 yd. field goal	4-5:18
Oilers	Campbell 1 yd. run (Fritsch, kick)	4-5:10
Dolphins	Safety	4-14:49

Missed FG: Yepremian missed FG, Bokamper FG blocked  
Attendance: 70,036

	Dolphins	Oilers
First downs	14	23
3rd-down conversion-att	5-12-42%	8-16-50%
Total yards	209	455
Rushing yards	91	165
Passing yards	118	290
Passes-comp.-Int.	30-12-3	30-20-0
Punts-avg.	5-48.6	5-44.0
Punt return yards	1-24	3-11
Kickoff return yards	5-109	2-55
Fumbles-lost	2-2	3-1
Penalties-yards	1-5	5-37
Field goals made-att	0-1	1-2
Time of possession	24:17	35:43

RUSHING											
OILERS	Att	Yds	Lg	TD	DOLPHINS	Att	Yds	Lg	TD		
Campbell	26	84	20	1	Williams	13	41	9	0		
Wilson	14	76	21	0	Harris	9	43	9	0		
Coleman	1	2	2	0	Bulach	2	0	0	0		
Poole	1	12	12	0	Moore	1	7	7	0		
Pastorini	3	-9	-3	0							
<b>TOTALS</b>	<b>45</b>	<b>165</b>	<b>21</b>	<b>1</b>	<b>TOTALS</b>	<b>25</b>	<b>91</b>	<b>9</b>	<b>0</b>		

PASSING											
OILERS	Att	Comp	Yds	TD	DOLPHINS	Att	Comp	Yds	TD		
Pastorini	29	20	306	1-0	Griese	28	1	114	1-2		
Barber	1	0	0	0-0	Strock	2	1	23	0-1		
<b>TOTALS</b>	<b>30</b>	<b>20</b>	<b>306</b>	<b>1-0</b>	<b>TOTALS</b>	<b>30</b>	<b>12</b>	<b>137</b>	<b>1-3</b>		

RECEIVING											
OILERS	Rec	Yds	Lg	TD	DOLPHINS	Rec	Yds	Lg	TD		
Wilson	5	40	13	1	Harris	4	42	19	0		
Caster	1	11	11	0	Williams	1	8	8	0		
Barber	4	112	55	0	Tillman	2	24	13	1		
Burrough	6	103	53	0	Harris	1	21	21	0		
Coleman	1	5	5	0	Bulach	2	14	9	0		
Woods	2	22	16	0	Moore	2	28	23	0		
Campbell	1	13	13	0							
<b>TOTALS</b>	<b>20</b>	<b>306</b>	<b>55</b>	<b>1</b>	<b>TOTALS</b>	<b>12</b>	<b>137</b>	<b>23</b>	<b>1</b>		

**INDIVIDUAL DEFENSE (press box stats)**  
**OILERS** – **Leading Tackler:** Carrier 6-2-8, Kiner 5-3-8. **Sacks:** Washington 1, Bethea 1. **Int.:** Sternrick 1, Reinfieldt 1, Bingham 1.  
**FR:** Washington 1.  
**DOLPHINS** – **Leading Tackler:** Babb 7-4-11, Baumhower 8-3-11. **Sacks:** Bokamper 2. **Int.:** None. **FR:** Rhone 1.

## AFC DIVISIONAL PLAYOFF GAME – 1978 Houston 31, New England 14 December 31, 1978 • Schaefer Stadium

Houston captured its second straight postseason road victory and advanced into its first AFC championship game with an impressive win over New England, the AFC East champion. Houston quarterback Dan Pastorini completed 10 of 13 passes for 184 yards and three touchdowns as the Oilers jumped to a 21-0 halftime lead. After a scoreless first period, Pastorini hit wide receiver Ken Burrough on a 71-yard touchdown pass and connected with tight end Mike Barber on 19- and 13-yard touchdown strikes. New England narrowed the gap to 24-14 early in the final quarter on two scoring passes- a 24-yard option toss from running back Andy Johnson to wide receiver Harold Jackson and another 24-yard pass from backup quarterback Tom Owen to tight end Russ Francis. Linebacker Gregg Bingham's 19-yard interception return to New England's 18-yard line with 5:07 remaining stopped the Patriots' rally and set up running back Earl Campbell's two-yard touchdown run three plays later.

New England	..0	0	7	7	14
Houston	.....0	21	3	7	31

TEAM	SCORING PLAY	QTR-INTO
Oilers	Burrough 71 yd. pass from Pastorini (Fritsch, kick)	2-1:35
Oilers	Barber 19 yd. pass from Pastorini (Fritsch, kick)	2-8:12
Oilers	Barber 13 yd. pass from Pastorini (Fritsch, kick)	2-14:35
Oilers	Fritsch 30 yd. field goal	3-7:56
Patriots	Jackson 24 yd. pass from Johnson (Posey, kick)	3-14:43
Patriots	Francis 24 yd. pass from Owen (Posey, kick)	4-5:43
Oilers	Campbell 2 yd. run (Fritsch, kick)	4-11:19

**Missed FG:** Posey 43WR  
**Attendance:** 60,881

	Patriots	Oilers
First downs	15	21
3rd-down conversion-att	6-13-46%	11-17-65%
Total yards	263	344
Rushing yards	83	174
Passing yards	180	170
Passes-comp.-Int.	35-16-3	15-12-1
Punts-avg.	4-43.3	5-34.8
Punt return yards	3-6	3-6
Kickoff return yards	5-136	3-53
Fumbles-lost	2-0	1-0
Penalties-yards	8-92	2-25
Field goals made-att	0-1	1-1
Time of possession	26:04	33:06

RUSHING									
OILERS	Att	Yds	Lg	TD	PATRIOTS	Att	Yds	Lg	TD
Campbell	27	118	35	1	Cunningham	10	42	8	0
Wilson	14	26	8	0	Grogan	1	16	16	0
Coleman	7	19	12	0	Johnson	6	14	4	0
Duncan	2	7	5	0	Ivory	3	11	6	0
Poole	3	7	4	0					
Nielson	1	-3	-3	0					
<b>TOTALS</b>	<b>54</b>	<b>174</b>	<b>35</b>	<b>1</b>	<b>TOTALS</b>	<b>20</b>	<b>83</b>	<b>16</b>	<b>0</b>

PASSING									
OILERS	Att	Comp	Yds	TD-I	PATRIOTS	Att	Comp	Yds	TD-I
Pastorini	15	12	200	3-1	Grogan	12	3	38	0-2
					Owen	22	12	144	1-1
					Johnson	1	1	24	1-0
<b>TOTALS</b>	<b>15</b>	<b>12</b>	<b>200</b>	<b>3-1</b>	<b>TOTALS</b>	<b>35</b>	<b>16</b>	<b>206</b>	<b>2-3</b>

RECEIVING									
OILERS	Rec	Yds	Lg	TD	PATRIOTS	Rec	Yds	Lg	TD
Barber	5	83	22	2	Francis	8	101	24	1
Burrough	3	91	71	1	Cunningham	3	28	15	0
Carter	2	12	7	0	Morgan	2	37	19	0
Campbell	1	10	10	0	Johnson	2	16	11	0
Woods	1	4	4	0	Jackson	1	24	24	1
<b>TOTALS</b>	<b>12</b>	<b>200</b>	<b>71</b>	<b>3</b>	<b>TOTALS</b>	<b>16</b>	<b>206</b>	<b>24</b>	<b>2</b>

**INDIVIDUAL DEFENSE** (press box stats)

**OILERS – Leading Tackler:** Bingham 6-2-8. **Sacks:** Brazile 1, Washington 1, Bethea 1, Young 1. **Int.:** Reinfeldt 2, Bingham 1.  
**FR:** Pastorini 1.

**PATRIOTS – Leading Tackler:** Beaudoin 8-7-15. **Sacks:** Beaudoin 1.0, Bishop 1.0, Zabel 0.5. **Int.:** Fox 1. **FR:** Gray 1, Westbrook 1.

## AFC CHAMPIONSHIP GAME – 1978 Pittsburgh 34, Houston 5 January 7, 1979 • Three Rivers Stadium

Playing in their first championship game since 1962, the Oilers were unable to unseat a strong Pittsburgh team, dropping a 34-5 contest at Three Rivers Stadium. The Steelers, striking through cold, steady rain for 31 first half points, won their third AFC championship in five years behind their usual solid defense and spectacular performances by Terry Bradshaw and Lynn Swann. Seventeen of the points, came during a 48-second span in the last minute of the half as Pittsburgh capitalized on two fumbles by Ronnie Coleman and one by Johnnie Dirden. Despite the playing conditions that contributed to a postseason record 12 fumbles, Bradshaw completed 11 of 19 passes for 200 yards and touchdowns to John Stallworth and Swann, who caught four passes for 98 yards. Both touchdown passes and one of Roy Gerela's two field goals made up the 17-point burst between 14:08 and 14:56 of the second quarter after Pittsburgh had built a 14-3 lead on scoring runs by Franco Harris and Rocky Bleier.

Pittsburgh	....14	17	3	0	34
Houston	.....0	3	2	0	5

TEAM	SCORING PLAY	QTR-INTO
Steelers	Harris 7 yd. run (Gerela, kick)	1-4:58
Steelers	Bleier 17 yd. run (Gerela, kick)	1-13:51
Oilers	Fritsch 19 yd. field goal	2-5:21
Steelers	Swan 29 yd. pass from Bradshaw (Gerela, kick)	2-14:08
Steelers	Stallworth 17 yd. pass from Bradshaw (Gerela,kick)	2-14:27
Steelers	Gerela 37 yd. field goal	2-14:56
Steelers	Gerela 22 yd. field goal	3-7:14
Oilers	Washington safety	3-11:10

**Missed FG:** Gerela 40, 40  
**Attendance:** 49,417

	Steelers	Oilers
First downs	21	10
3rd-down conversion-att	1-9-11%	1-11-9%
Total yards	379	142
Rushing yards	179	72
Passing yards	200	70
Passes-comp.-Int.	19-11-2	26-12-5
Punts-avg.	1-53.0	6-39.5
Punt return yards	6-91	0-0
Kickoff return yards	2-36	8-179
Fumbles-lost	6-3	6-4
Penalties-yards	4-32	5-48
Field goals made-att	2-4	1-1
Time of possession	33:10	18:15

RUSHING									
OILERS	Att	Yds	Lg	TD	STEELERS	Att	Yds	Lg	TD
Campbell	22	62	11	0	Harris	20	51	9	1
Woods	1	9	9	0	Bleier	10	45	15	1
Coleman	1	-5	-5	0	Bradshaw	7	29	13	0
Wilson	2	6	4	0	Delophaine	3	28	23	0
					Thornton	3	22	14	0
					Moser	3	7	5	0
					Kruczek	1	-3	-3	0
<b>TOTALS</b>	<b>26</b>	<b>72</b>	<b>11</b>	<b>0</b>	<b>TOTALS</b>	<b>47</b>	<b>179</b>	<b>23</b>	<b>2</b>

PASSING									
OILERS	Att	Comp	Yds	TD-I	STEELERS	Att	Comp	Yds	TD-I
Pastorini	26	12	96	0-5	Bradshaw	19	11	200	2-2
					Kruczek	0	0	0	0-0
<b>TOTALS</b>	<b>26</b>	<b>12</b>	<b>96</b>	<b>0-5</b>	<b>TOTALS</b>	<b>19</b>	<b>11</b>	<b>200</b>	<b>2-2</b>

RECEIVING									
OILERS	Rec	Yds	Lg	TD	STEELERS	Rec	Yds	Lg	TD
Caster	5	44	21	0	Swann	4	98	34	1
Wilson	5	33	8	0	Grossman	2	43	29	0
Coleman	1	15	15	0	Bleier	4	42	16	0
Campbell	1	4	4	0	Stallworth	1	17	17	1
<b>TOTALS</b>	<b>12</b>	<b>96</b>	<b>21</b>	<b>0</b>	<b>TOTALS</b>	<b>11</b>	<b>200</b>	<b>34</b>	<b>2</b>

**INDIVIDUAL DEFENSE** (press box stats)

**OILERS – Leading Tackler:** Knoff 9-1-10. **Sacks:** None .  
**Int.:** Knoff 1. **FR:** Pastorini 1.

**STEELERS – Leading Tackler:** Lambert 15-5-20. **Sacks:** None. **Int.:** None. **FR:** Shell 1, Davis 1, Pinney 1.

# PLAYOFF SUMMARIES

## AFC WILD CARD PLAYOFF GAME – 1979

Houston 13, Denver 7

December 23, 1979 • Astrodome

The Oilers, playing a postseason game at home for the first time in 17 years, advanced to the divisional playoffs by shutting out the Broncos over the last three quarters of play. Denver marched 80 yards for a touchdown and a 7-3 lead on its first possession, but Earl Campbell's three-yard scoring run gave Houston a 10-7 halftime margin. Campbell and Oilers quarterback Dan Pastorini both missed second half action with groin injuries but Rob Carpenter and second year quarterback Gifford Nielsen played well in relief during their initial NFL playoff competition. Linebacker Gregg Bingham's 15-yard interception return set up Toni Fritsch's second field goal-a 20-yarder with 4:18 remaining to give Houston a 13-7 edge. The Oilers' defense, which recorded six sacks overall, held the Broncos on the final two series with Curley Culp's third-down sack and Vernon Perry's fourth-down pass deflection the key plays.

Denver . . . . .7 0 0 0 7  
Houston . . . . .3 7 0 3 13

TEAM	SCORING PLAY	QTR-INTO
Oilers	Fritsch 31 yd. field goal	1-4:58
Broncos	Preston 7 yd. pass from Morton (Turner, kick)	1-11:33
Oilers	Campbell 3 yd. run (Fritsch, kick)	2-14:14
Oilers	Fritsch 20 yd. field goal	4-10:42

Missed FG: Steinfort 50  
Attendance: 48,776

	Broncos	Oilers
First downs	17	15
3rd-down conversion-att	4-13-31%	7-17-40%
Total yards	216	282
Rushing yards	112	135
Passing yards	104	147
Passes-comp.-Int.	27-14-1	22-10-2
Punts-avg.	5-45.2	5-43.2
Punt return yards	2-25	5-42
Kickoff return yards	4-83	1-26
Fumbles-lost	1-0	0-0
Penalties-yards	7-70	2-19
Field goals made-att	0-1	2-2
Time of possession	27:38	32:22

RUSHING												
OILERS	Att	Yds	Lg	TD	BRONCOS	Att	Yds	Lg	TD			
Campbell	16	50	9	1	Armstrong	12	51	15	0			
Wilson	8	21	5	0	Preston	9	24	7	0			
Coleman	2	5	4	0	Jensen	4	5	3	0			
Carpenter	16	59	9	0	Canada	4	29	13	0			
					Upchurch	1	3	3	0			
					Morton	2	0	0	0			
<b>TOTALS</b>	<b>42</b>	<b>135</b>	<b>9</b>	<b>1</b>	<b>TOTALS</b>	<b>32</b>	<b>112</b>	<b>15</b>	<b>0</b>			

PASSING												
OILERS	Att	Comp	Yds	TD-I	BRONCOS	Att	Comp	Yds	TD-I			
Pastorini	18	8	149	0-1	Morton	27	14	144	1-1			
Nielsen	4	2	9	0-1								
<b>TOTALS</b>	<b>22</b>	<b>10</b>	<b>158</b>	<b>0-2</b>	<b>TOTALS</b>	<b>27</b>	<b>14</b>	<b>144</b>	<b>1-1</b>			

RECEIVING												
OILERS	Rec	Yds	Lg	TD	BRONCOS	Rec	Yds	Lg	TD			
Coleman	1	41	41	0	Armstrong	2	22	13	0			
Carpenter	3	26	13	0	Egloff	1	17	17	0			
Barber	1	31	31	0	Preston	4	40	12	1			
Wilson	4	53	20	0	Moses	3	47	25	0			
Campbell	1	7	7	0	Jensen	1	11	11	0			
					Canada	1	4	4	0			
					Odum	2	3	3	0			
<b>TOTALS</b>	<b>10</b>	<b>158</b>	<b>41</b>	<b>0</b>	<b>TOTALS</b>	<b>14</b>	<b>144</b>	<b>25</b>	<b>0</b>			

**INDIVIDUAL DEFENSE (press box stats)**  
**OILERS – Leading Tackler:** Bingham 7-3-10. **Sacks:** Dorris 3, Culp 2, Kennard 1. **Int.:** Bingham 1. **FR:** None.  
**BRONCOS – Leading Tackler:** Gradishar 12-1-13. **Sacks:** Chavous 1. **Int.:** Thompson 1. **FR:** None.

## AFC DIVISIONAL PLAYOFF GAME – 1979

Houston 17, San Diego 14

December 29, 1979 • San Diego Stadium

The Oilers advanced into their second consecutive AFC Championship Game on the strength of an opportunistic defense and a near-flawless performance by the offensive unit. First-year strong safety Vernon Perry set up 10 of the Oilers' 17 points with a postseason game record of four interceptions in addition to a 57-yard blocked field goal return. Second-year quarterback Gifford Nielsen and third-year running back Rob Carpenter started for regulars Dan Pastorini and Earl Campbell, who were sidelined with groin injuries. The Oilers intercepted AFC passing leader Dan Fouts five times. Nielsen, making his first NFL postseason start, completed a 47-yard scoring pass to Mike Renfro with 12:55 elapsed in the third period to provide the winning margin.

San Diego . . . . .7 0 7 0 14  
Houston . . . . .0 10 7 0 17

TEAM	SCORING PLAY	QTR-INTO
Chargers	C. Williams 1 yd. run (Wood, kick)	1-10:11
Oilers	Fritsch 26 yd. field goal	2-10:58
Oilers	Clark 1 yd. run (Fritsch, kick)	2-14:41
Chargers	Mitchell 8 yd. run (Wood, kick)	3-1:52
Oilers	Renfro 47 yd. pass from Nielson (Fritsch, kick)	3-12:55

Missed FG: Wood 26 blocked  
Attendance: 51,192

	Chargers	Oilers
First downs	25	15
3rd-down conversion-att	7-13-54%	8-16-50%
Total yards	380	259
Rushing yards	19	40
Passing yards	317	111
Passes-comp.-Int.	47-25-5	19-10-1
Punts-avg.	2-32.0	6-40.7
Punt return yards	2-25	1-25
Kickoff return yards	5-88	3-53
Fumbles-lost	0-0	0-0
Penalties-yards	6-30	5-45
Field goals made-att	0-1	2-2
Time of possession	29:54	30:06

RUSHING												
OILERS	Att	Yds	Lg	TD	CHARGERS	Att	Yds	Lg	TD			
Wilson	11	39	14	0	Mitchell	8	33	8	1			
Carpenter	18	67	11	0	Williams	11	30	8	1			
Clark	9	30	11	1								
Nielsen	2	12	14	0								
<b>TOTALS</b>	<b>40</b>	<b>148</b>	<b>14</b>	<b>1</b>	<b>TOTALS</b>	<b>19</b>	<b>63</b>	<b>8</b>	<b>2</b>			

PASSING												
OILERS	Att	Comp	Yds	TD-I	CHARGERS	Att	Comp	Yds	TD-I			
Nielsen	19	10	111	1-1	Fouts	47	25	333	0-5			
<b>TOTALS</b>	<b>19</b>	<b>10</b>	<b>111</b>	<b>1-1</b>	<b>TOTALS</b>	<b>47</b>	<b>25</b>	<b>333</b>	<b>0-5</b>			

RECEIVING												
OILERS	Rec	Yds	Lg	TD	CHARGERS	Rec	Yds	Lg	TD			
Barber	1	12	12	0	Mitchell	4	26	9	0			
Carpenter	4	23	7	0	McCrary	1	34	34	0			
Wilson	3	16	10	0	Jefferson	4	70	21	0			
Renfro	1	47	47	1	Williams	4	30	12	0			
Coleman	1	13	13	0	Joiner	4	81	30	0			
					Floyd	3	51	23	0			
					Klein	5	41	16	0			
<b>TOTALS</b>	<b>10</b>	<b>111</b>	<b>47</b>	<b>1</b>	<b>TOTALS</b>	<b>25</b>	<b>333</b>	<b>34</b>	<b>0</b>			

**INDIVIDUAL DEFENSE (press box stats)**  
**OILERS – Leading Tackler:** Perry 6-2-8. **Sacks:** Bethea 1, Dorris 1. **Int.:** Perry 4, Wilson 1. **FR:** None.  
**CHARGERS – Leading Tackler:** Johnson 4-6-10, Fuller 8-2-10. **Sacks:** None. **Int.:** Williams 1. **FR:** None.

Front Office

Coaching Staff

Players

Rookies

2007 Season

Records

History

Playoff History

Sidelines

## AFC CHAMPIONSHIP GAME – 1979 Pittsburgh 27, Houston 13 January 6, 1980 • Three Rivers Stadium

The Steelers held the Oilers to only 24 rushing yards but were also aided by a controversial non-touchdown call to come away with a 27-13 win. Houston jumped to a 7-0 lead just 2:30 into the game when Vernon Perry returned an interception 75 yards for a touchdown. Then after both teams exchanged field goals, Terry Bradshaw completed two touchdown passes, a 16-yarder to tight end Billy Cunningham and a 20-yard score to wide receiver John Stallworth. With the Steelers leading 17-10, the controversial play occurred during the last seconds of the third quarter. Quarterback Dan Pastorini threw a pass to Mike Renfro at the back of the end zone, and Renfro appeared to have caught it for a touchdown with both feet in bounds before he fell out of the end zone. However, the officials ruled the pass incomplete. Although the Oilers protested, and replays would later show that it was inconclusive, they had to settle for a 23-yard field goal. The Steelers would then score 10 unanswered points in the fourth quarter to clinch the victory.

Pittsburgh	. . . . .3	14	0	10	27
Houston	. . . . .7	3	0	3	13

TEAM SCORING PLAY	QTR-INTO
Oilers Perry 75 yd. interception return (Fritsch, kick)	1-2:30
Steelers Bahr 21 yd. field goal	1-11:05
Oilers Fritsch 27 yd. field goal	2-0:48
Steelers Cunningham 16 yd. pass from Bradshaw (Bahr, kick)	2-5:27
Steelers Stallworth 20 yd. pass from Bradshaw (Bahr, kick)	2-12:26
Oilers Fritsch 23 yd. field goal	4-0:03
Steelers Bahr 39 yd. field goal	4-5:10
Steelers Bleier 4 yd. run (Bahr, kick)	4-14:06

**Missed FG:** Bahr 40WL  
**Attendance:** 50,475

	Steelers	Oilers
First downs	22	11
3rd-down conversion-att	13-19-68%	3-11-27%
Total yards	358	227
Rushing yards	161	24
Passing yards	197	203
Passes-comp.-Int.	30-18-1	29-20-1
Punts-avg.	3-51	4-30
Punt return yards	3-8	2-8
Kickoff return yards	4-82	6-64
Fumbles-lost	1-1	4-2
Penalties-yards	5-34	2-10
Field goals made-att	2-3	2-2
Time of possession	32:56	27:04

RUSHING									
OILERS	Att	Yds	Lg	TD	STEELERS	Att	Yds	Lg	TD
Campbell	17	15	7	0	Harris	21	85	13	0
Wilson	4	9	3	0	Bleier	13	52	8	1
Caster	1	0	0	0	Bradshaw	1	25	20	0
					Thornton	1	-1	-1	0
<b>TOTALS</b>	<b>22</b>	<b>24</b>	<b>7</b>	<b>0</b>	<b>TOTALS</b>	<b>36</b>	<b>161</b>	<b>25</b>	<b>1</b>

PASSING									
OILERS	Att	Comp	Yds	TD-I	STEELERS	Att	Comp	Yds	TD-I
Pastorini	28	19	203	0-1	Bradshaw	30	18	219	2-1
Nielsen	1	1	9	0-0					
<b>TOTALS</b>	<b>29</b>	<b>20</b>	<b>212</b>	<b>0-1</b>	<b>TOTALS</b>	<b>30</b>	<b>18</b>	<b>219</b>	<b>2-1</b>

RECEIVING									
OILERS	Rec	Yds	Lg	TD	STEELERS	Rec	Yds	Lg	TD
Wilson	7	60	41	0	Stallworth	3	52	20	1
Coleman	2	46	32	0	Swann	4	64	21	0
Carpenter	5	23	14	0	Harris	6	50	15	0
Renfro	3	52	19	0	Bleier	3	39	20	0
Campbell	1	11	11	0	Cunningham	2	14	16	1
Merkens	1	12	12	0					
Barber	1	8	8	0					
<b>TOTALS</b>	<b>20</b>	<b>212</b>	<b>41</b>	<b>0</b>	<b>TOTALS</b>	<b>18</b>	<b>219</b>	<b>21</b>	<b>2</b>

**INDIVIDUAL DEFENSE (press box stats)**

**OILERS – Leading Tackler:** Stringer 11-2-13. **Sacks:** Bethea 1, Stensrud 1, Dorris 1. **Int.:** Perry 1. **FR:** Carter 1, Renfro 1.

**STEELERS – Leading Tackler:** Lambert 7-4-11. **Sacks:** Greenwood 1. **Int.:** Woodruff 1. **FR:** Shell 1, Blount 1.

## AFC WILD CARD GAME – 1980 Oakland 27, Houston 7 December 28, 1980 • Alameda County Coliseum

The Raiders advanced to the divisional playoffs by shutting out the Oilers over the final three quarters. Oakland converted Earl Campbell's fumble on the first play of the game into Chris Bahr's 47-yard field goal, but Campbell came back to score on a one-yard plunge to give Houston a 7-3 lead. Jim Plunkett's one-yard touchdown pass to Todd Christensen early in the second quarter put the Raiders ahead to stay 10-7. Plunkett added another touchdown on a 44-yard pass to Arthur Whittington on the first play of the final period. Kenny King's 31-yard run set up Bahr's 37-yard field goal that gave Oakland a 20-7 edge. Lester Hayes added two interceptions to his NFL-leading 13 during the regular season. He picked off Ken Stabler's pass in the end zone to end a Houston scoring threat in the third period. In the fourth quarter Hayes' 20-yard interception return capped the Raiders' scoring.

Oakland	. . . . .3	7	0	17	27
Houston	. . . . .7	0	0	0	7

TEAM SCORING PLAY	QTR-INTO
Raiders Bahr 47 yd. field goal	1-1:45
Oilers Campbell 1 yd. run (Fritsch, kick)	1-13:15
Raiders Christensen 1 yd. pass from Plunkett (Bahr, kick)	2-9:25
Raiders Whittington 44 yd. pass from Plunkett (Bahr, kick)	4-0:07
Raiders Bahr 37 yd. field goal	4-8:35
Raiders Hayes 20 yd. interception return (Bahr, kick)	4-9:31

**Missed FG:** Fritsch 45 short, 37 blocked  
**Attendance:** N/A

	Raiders	Oilers
First downs	12	18
3rd-down conversion-att	3-15-20%	2-15-13%
Total yards	250	275
Rushing yards	111	97
Passing yards	139	178
Passes-comp.-Int.	23-8-1	21-15-2
Punts-avg.	9-51-1	9-44-0
Punt return yards	6-29	7-84
Kickoff return yards	2-47	6-118
Fumbles-lost	2-0	1-1
Penalties-yards	14-91	8-64
Field goals made-att	2-2	0-2
Time of possession	27:56	32:04

RUSHING									
OILERS	Att	Yds	Lg	TD	RAIDERS	Att	Yds	Lg	TD
Campbell	27	91	14	1	King	13	55	27	0
Carpenter	5	9	4	0	Van Eeghen	14	46	9	0
Wilson	1	-3	-3	0	Whittington	5	11	7	0
					Jensen	2	0	0	0
					Plunkett	1	-1	-1	0
<b>TOTALS</b>	<b>29</b>	<b>97</b>	<b>22</b>	<b>0</b>	<b>TOTALS</b>	<b>13</b>	<b>14</b>	<b>13</b>	<b>0</b>

PASSING									
OILERS	Att	Comp	Yds	TD-I	RAIDERS	Att	Comp	Yds	TD-I
Stabler	26	15	243	0-2	Plunkett	23	8	168	2-1
Campbell	1	0	0	0-0					
<b>TOTALS</b>	<b>27</b>	<b>15</b>	<b>243</b>	<b>0-2</b>	<b>TOTALS</b>	<b>23</b>	<b>8</b>	<b>168</b>	<b>2-1</b>

RECEIVING									
OILERS	Rec	Yds	Lg	TD	RAIDERS	Rec	Yds	Lg	TD
Barber	4	83	33	0	Whittington	2	64	44	1
Renfro	3	69	39	0	Chester	2	12	10	0
Casper	3	31	12	0	King	1	37	37	0
Carpenter	3	26	14	0	Branch	1	33	33	0
Coleman	1	23	23	0	Van Eeghen	1	21	21	0
B. Johnson	1	11	11	0	Christensen	1	1	1	1
<b>TOTALS</b>	<b>15</b>	<b>243</b>	<b>39</b>	<b>0</b>	<b>TOTALS</b>	<b>8</b>	<b>168</b>	<b>44</b>	<b>2</b>

**INDIVIDUAL DEFENSE (press box stats)**

**OILERS – Leading Tackler:** Brazile 9-2-11. **Sacks:** Bethea 2.0, Bingham 1.0. **Int.:** Perry 1. **FR:** None.

**RAIDERS – Leading Tackler:** Kinlaw 8-2-10. **Sacks:** Davis 2.0, Hayes 2.0, Browning 1.0, Hendricks 1.0, Jones 1.0. **Int.:** Hayes 2. **FR:** McKinney 1, Davis 1.



# PLAYOFF SUMMARIES

Front Office

Coaching Staff

Players

Rookies

2007 Season

Records

History

Playoff History

Sidelines

## AFC WILD CARD PLAYOFF GAME – 1987

Houston 23, Seattle 20 (OT)  
January 3, 1988 • Astrodome

Oilers kicker Tony Zendejas atoned for a fourth-quarter 29-yard field goal miss by converting a 42-yarder 8:05 into overtime to help Houston advance to the divisional playoffs for the first time since 1980. Quarterback Warren Moon completed 21 of 32 passes for 273 yards and one touchdown in his initial NFL playoff game. Drew Hill and Ernest Givins combined for 13 catches for 173 yards, including six for 71 on third downs. Wide receiver Willie Drewrey's first NFL touchdown catch, a 29-yarder, gave the Oilers a 20-13 lead in the third quarter. However, Seattle quarterback Dave Krieg hit wide receiver Steve Largent on a 12-yard scoring pass in the final 1:47 to tie the score and send the game into overtime. Houston held a 47:44 to 20:21 time-of-possession advantage over Seattle and outgained the Seahawks 437 yards to 250.

Seattle	.....7	3	3	7	0	20
Houston	.....3	10	7	0	3	23

TEAM	SCORING PLAY	QTR-INTO
Seahawks	Largent 20 yd. pass from Krieg (Johnson, kick)	1-3:16
Oilers	Zendejas 47 yd. field goal	1-10:16
Oilers	Rozier 1 yd. run (Zendejas, kick)	2-1:43
Oilers	Zendejas 49 yd. field goal	2-8:11
Seahawks	Johnson 33 yd. field goal	2-11:50
Seahawks	Johnson 41 yd. field goal	3-6:37
Oilers	Drewrey 29 yd. pass from Moon (Zendejas, kick)	3-12:26
Seahawks	Largent 12 yd. pass from Krieg (Johnson, kick)	4-14:34
Oilers	Zendejas 42 yd. field goal	5-8:05

Missed FG: Zendejas 52R, 29L  
Attendance: 49,622

	Seahawks	Oilers
First downs	11	27
3rd-down conversion-att	2-12-16%	10-18-55%
4th-down conversion-att	1-1-100%	0-0-0%
Total yards	250	437
Rushing yards	29	178
Passing yards	221	259
Passes-comp.-Int.	39-16-0	32-21-1
Punts-avg.	7-44.3	3-35.0
Punt return yards	2-66	4-27
Kickoff return yards	6-132	4-65
Fumbles-lost	1-1	2-1
Penalties-yards	3-20	4-25
Field goals made-att	2-2	3-5
Time of possession	20:21	47:44

### RUSHING

OILERS	Att	Yds	Lg	TD	SEAHAWKS	Att	Yds	Lg	TD
Rozier	21	66	11	1	Williams	7	27	10	0
Highsmith	12	74	16	0	Morris	4	2	4	0
Pinkett	11	29	5	0					
Moon	4	-2	0	0					
Wallace	2	11	9	0					
<b>TOTALS</b>	<b>50</b>	<b>178</b>	<b>16</b>	<b>1</b>	<b>TOTALS</b>	<b>11</b>	<b>29</b>	<b>10</b>	<b>0</b>

### PASSING

OILERS	Att	Comp	Yds	TD-1	SEAHAWKS	Att	Comp	Yds	TD-1
Moon	32	21	273	1-1	Krieg	38	16	237	2-0
					Williams	1	0	0	0-0
<b>TOTALS</b>	<b>32</b>	<b>21</b>	<b>273</b>	<b>1-1</b>	<b>TOTALS</b>	<b>39</b>	<b>16</b>	<b>237</b>	<b>2-0</b>

### RECEIVING

OILERS	Rec	Yds	Lg	TD	SEAHAWKS	Rec	Yds	Lg	TD
Rozier	1	7	7	0	Largent	7	132	33	2
Hill	6	84	15	0	Butler	3	73	32	0
Givins	7	89	19	0	Williams	2	5	3	0
Pinkett	1	3	3	0	Skansi	2	13	7	0
Highsmith	2	17	11	0	Morris	1	6	6	0
Drewrey	3	62	29	1	Tice	1	8	8	0
Wallace	1	11	11	0					
<b>TOTALS</b>	<b>21</b>	<b>273</b>	<b>29</b>	<b>1</b>	<b>TOTALS</b>	<b>16</b>	<b>237</b>	<b>33</b>	<b>2</b>

### INDIVIDUAL DEFENSE (press box stats)

**OILERS – Leading Tackler:** Bostic 2-3-5. **Sacks:** Childress 1.0, Meads 0.5, Lyles 0.5. **Int.:** Brown 1. **FR:** Bostic 1, Fuller 1.  
**SEAHAWKS – Leading Tackler:** Bosworth 9-8-17. **Sacks:** Gaines 1, Bryant 1. **Int.:** Jenkins 1. **FR.:** Young 1.

## AFC DIVISIONAL PLAYOFF GAME – 1987

Denver 34, Houston 10  
January 10, 1988 • Mile High Stadium

John Elway passed for two touchdowns and ran for a third as the Broncos defeated the Oilers 34-10 to become the first AFC West team since the San Diego Chargers of 1980 and 1981 to play in consecutive AFC Championship Games. Denver capitalized on two Houston turnovers to take a 14-0 first quarter lead. Safety Steve Wilson recovered Warren Moon's lateral to Mike Rozier at the Oilers' 1-yard line to set up Gene Lang's one-yard run. Karl Mecklenburg's interception on Houston's next possession led to Elway's first touchdown pass, a 27-yarder to Clarence Kay. Kay also caught a one-yarder in the second quarter for the first two-touchdown game of his four-year career. Elway, who completed 14 of 25 passes for 259 yards, scored on a three-yard run with 4:23 remaining to seal the win.

Denver	.....14	10	3	7	34
Houston	.....0	3	0	7	10

TEAM	SCORING PLAY	QTR-INTO
Broncos	Lang 1 yd. run (Karlis, kick)	1-6:19
Broncos	Kay 27 yd. pass from Elway (Karlis, kick)	1-13:34
Broncos	Karlis 43 yd. field goal	2-3:20
Oilers	Zendejas 46 yd. field goal	2-9:03
Broncos	Kay 1 yd. pass from Elway (Karlis, kick)	2-13:08
Broncos	Karlis 23 yd. field goal	3-2:29
Oilers	Givins 19 yd. pass from Moon (Zendejas, kick)	4-6:38
Broncos	Elway 3 yd. run (Karlis, kick)	4-10:33

Missed FG: None  
Attendance: 75,968

	Broncos	Oilers
First downs	19	20
3rd-down conversion-att	4-9-44%	8-16-50%
4th-down conversion-att	2-4-50%	1-1-100%
Total yards	316	337
Rushing yards	61	73
Passing yards	255	264
Passes-comp.-Int.	25-14-1	43-24-2
Punts-avg.	2-46.0	3-44.7
Punt return yards	2-15	0-0
Kickoff return yards	2-28	3-62
Fumbles-lost	0-0	2-1
Penalties-yards	4-35	10-73
Field goals made-att	2-2	1-1
Time of possession	27:27	32:33

### RUSHING

OILERS	Att	Yds	Lg	TD	BRONCOS	Att	Yds	Lg	TD
Rozier	9	25	8	0	Winder	13	46	8	0
Pinkett	6	20	8	0	Sewell	5	9	5	0
Moon	5	15	7	0	Elway	4	8	4	1
Highsmith	5	13	11	0	Bell	2	7	5	0
Givins	1	0	0	0	Kubiak	2	-3	-1	0
					Lang	3	-6	1	1
<b>TOTALS</b>	<b>26</b>	<b>73</b>	<b>11</b>	<b>0</b>	<b>TOTALS</b>	<b>29</b>	<b>61</b>	<b>8</b>	<b>2</b>

### PASSING

OILERS	Att	Comp	Yds	TD-1	BRONCOS	Att	Comp	Yds	TD-1
Moon	43	24	264	1-2	Elway	25	14	259	2-1
<b>TOTALS</b>	<b>43</b>	<b>24</b>	<b>264</b>	<b>1-2</b>	<b>TOTALS</b>	<b>25</b>	<b>14</b>	<b>259</b>	<b>2-1</b>

### RECEIVING

OILERS	Rec	Yds	Lg	TD	BRONCOS	Rec	Yds	Lg	TD
Hill	5	93	24	0	Johnson	4	105	55	0
Givins	6	84	19	1	Kay	3	57	29	2
Duncan	4	32	13	0	Sewell	3	41	25	0
Highsmith	4	20	16	0	Lang	1	25	25	0
Drewrey	2	17	9	0	Boddie	1	15	15	0
Williams	1	7	7	0	Mobley	1	9	9	0
Rozier	1	6	6	0	Nattiel	1	7	7	0
Pinkett	1	5	5	0					
<b>TOTALS</b>	<b>24</b>	<b>264</b>	<b>24</b>	<b>1</b>	<b>TOTALS</b>	<b>14</b>	<b>259</b>	<b>55</b>	<b>2</b>

### INDIVIDUAL DEFENSE (press box stats)

**OILERS – Leading Tackler:** Donaldson 7-1-8. **Sacks:** Martin 1. **Int.:** Allen 1. **FR:** None.  
**BRONCOS – Leading Tackler:** Dennison 6-2-8. **Sacks:** None. **Int.:** Haynes 1, Mecklenburg 1. **FR:** Wilson 1.

## AFC WILD CARD PLAYOFF GAME – 1988

Houston 24, Cleveland 23  
December 24, 1988 • Cleveland Stadium

The Oilers advanced to the AFC divisional round of the playoffs for the second straight year with a 24-23 win over the Browns. Allen Pinkett scored two touchdowns within a 15-second span of the second quarter, and Warren Moon rallied Houston with 10 fourth-quarter points for the win. Moon's 14-yard scoring pass to Pinkett seven seconds into the second quarter capped a 17-play, 91-yard drive and gave Houston a 7-3 lead. Nose tackle Richard Byrd recovered Don Strock's fumble on the Browns' next play from scrimmage, and Pinkett scored one play later on a 16-yard run for a 14-9 halftime lead. Mike Pagel replaced the injured Strock and completed a 14-yard touchdown pass to Webster Slaughter late in the third quarter for Cleveland's last lead of the day 16-14. Moon directed a 76-yard drive capped by Lorenzo White's one-yard run as Houston regained the lead 21-16. Richard Johnson's interception on the Browns' next possession led to Tony Zendejas's game-winning 49-yard field goal with 1:54 to play.

Cleveland	. . . . .	3	6	7	7	7	23
Houston	. . . . .	7	0	10	24		

TEAM	SCORING PLAY	QTR-INTO
Browns	Bahr 33 yd. field goal	1-5:17
Oilers	Pinkett 14 yd. pass from Moon (Zendejas, kick)	2-0:07
Oilers	Pinkett 16 yd. run (Zendejas, kick)	2-0:22
Browns	Bahr 26 yd. field goal	2-6:27
Browns	Bahr 28 yd. field goal	2-11:41
Browns	Slaughter 14 yd. pass from Pagel (Bahr, kick)	3-12:24
Oilers	White 1 yd. run (Zendejas, kick)	4-2:35
Oilers	Zendejas 49 yd. field goal	4-13:06
Browns	Slaughter 2 yd. pass from Pagel (Bahr, kick)	4-14:29

**Missed FG:** None  
**Attendance:** 74,977

	Browns	Oilers
First downs	19	19
3rd-down conversion-att	5-12-41%	8-14-57%
4th-down conversion-att	0-0-0%	0-0-0%
Total yards	260	334
Rushing yards	68	129
Passing yards	192	205
Passes-comp.-Int.	28-19-1	26-16-3
Punts-avg.	3-35.3	3-37.7
Punt return yards	3-27	0-0
Kickoff return yards	3-75	5-72
Fumbles-lost	1-1	2-0
Penalties-yards	9-75	13-118
Field goals made-att	3-3	1-1
Time of possession	26:36	33:24

RUSHING									
OILERS	Att	Yds	Lg	TD	BROWNS	Att	Yds	Lg	TD
Pinkett	14	82	27	1	Mack	12	14	7	0
Highsmith	2	3	3	0	Byner	9	57	16	0
White	12	30	5	1	Strock	1	0	0	0
Moon	6	16	12	0	Pagel	1	-1	-1	0
Givins	1	-2	-2	0	Fonteno	3	-2	5	0
<b>TOTALS</b>	<b>35</b>	<b>129</b>	<b>27</b>	<b>2</b>	<b>TOTALS</b>	<b>26</b>	<b>68</b>	<b>16</b>	<b>0</b>

PASSING									
OILERS	Att	Comp	Yds	TD-I	BROWNS	Att	Comp	Yds	TD-I
Moon	26	16	213	1-3	Strock	3	2	13	0-0
					Pagel	25	17	179	2-1
<b>TOTALS</b>	<b>26</b>	<b>16</b>	<b>213</b>	<b>1-3</b>	<b>TOTALS</b>	<b>28</b>	<b>19</b>	<b>192</b>	<b>2-1</b>

RECEIVING									
OILERS	Rec	Yds	Lg	TD	BROWNS	Rec	Yds	Lg	TD
Pinkett	2	24	14	1	Mack	1	6	6	0
White	1	1	1	0	Slaughter	5	58	18	2
Hill	5	73	22	0	Byner	3	10	8	0
Highsmith	1	8	8	0	Langhorne	6	57	17	0
Duncan	2	33	18	0	Weathers	2	27	18	0
Jeffries	3	52	35	0	Brennan	2	34	25	0
Givins	1	8	8	0					
Williams	1	14	14	0					
<b>TOTALS</b>	<b>16</b>	<b>213</b>	<b>35</b>	<b>1</b>	<b>TOTALS</b>	<b>19</b>	<b>192</b>	<b>25</b>	<b>2</b>

**INDIVIDUAL DEFENSE (press box stats)**

**OILERS – Leading Tackler:** Allen 7-1-8. **Sacks:** None. **Int.:** Johnson 1. **FR:** Byrd 1.

**BROWNS – Leading Tackler:** Golic 5-4-9. **Sacks:** Johnson 1.0. **Int.:** Wright 2, Harper 1. **FR:** None.

## AFC DIVISIONAL PLAYOFF GAME – 1988

Buffalo 17, Houston 10  
January 1, 1989 • Rich Stadium

Buffalo's special teams blocked a punt and a field goal, and the defense registered an interception and a fumble recovery in the fourth quarter, as the Bills advanced to their first-ever AFC Championship Game. Quarterback Jim Kelley completed a team-playoff record 19 of 33 passes for 244 yards with one interception. Rookie running back Thurman Thomas led all rushers with 75 yards on seven carries, including an 11-yard touchdown run that gave Buffalo a 14-3 lead in the third quarter. Robb Riddick's one-yard scoring run followed a blocked punt by safety Leonard Smith. Safety Mark Kelso intercepted a Warren Moon pass on the Oilers' second play of the fourth quarter. Derrick Burroughs's fumble recovery on Houston's next possession helped Buffalo preserve the win in their first-ever playoff game at Rich Stadium.

Buffalo	. . . . .	0	7	7	3	17
Houston	. . . . .	0	3	0	7	10

TEAM	SCORING PLAY	QTR-INTO
Bills	Riddick 1 yd. run (Norwood, kick)	2-4:25
Oilers	Zendejas 35 yd. field goal	2-10:28
Bills	Thomas 11 yd. run (Norwood, kick)	3-12:02
Bills	Norwood 27 yd. field goal	4-3:25
Oilers	Rozier 1 yd. run (Zendejas, kick)	4-9:48

**Missed FG:** Zendejas 37 blocked, 31WV, Norwood 50, 36WV  
**Attendance:** 79,532

	Bills	Oilers
First downs	18	20
3rd-down conversion-att	3-14-21%	3-12-25%
4th-down conversion-att	0-2-0%	0-0-0%
Total yards	372	351
Rushing yards	135	125
Passing yards	237	226
Passes-comp.-Int.	33-19-1	33-17-1
Punts-avg.	4-39.3	6-37.2
Punt return yards	4-56	1-6
Kickoff return yards	3-57	4-48
Fumbles-lost	1-0	5-2
Penalties-yards	8-57	8-60
Field goals made-att	1-3	1-3
Time of possession	28:53	31:07

RUSHING									
OILERS	Att	Yds	Lg	TD	BILLS	Att	Yds	Lg	TD
Highsmith	5	57	31	0	Thomas	7	75	40	1
Rozier	13	44	8	0	Mueller	7	24	14	0
Moon	5	11	5	0	Kelly	3	18	10	0
Pinkett	3	13	10	0	Riddick	9	12	5	1
					Reed	1	-1	-1	0
					Harmon	1	7	7	0
					Byrum	1	0	0	0
<b>TOTALS</b>	<b>26</b>	<b>125</b>	<b>31</b>	<b>1</b>	<b>TOTALS</b>	<b>29</b>	<b>135</b>	<b>40</b>	<b>2</b>

PASSING									
OILERS	Att	Comp	Yds	TD-I	BILLS	Att	Comp	Yds	TD-I
Moon	33	17	240	0-1	Kelly	33	19	244	0-1
<b>TOTALS</b>	<b>33</b>	<b>17</b>	<b>240</b>	<b>0-1</b>	<b>TOTALS</b>	<b>33</b>	<b>19</b>	<b>244</b>	<b>0-1</b>

RECEIVING									
OILERS	Rec	Yds	Lg	TD	BILLS	Rec	Yds	Lg	TD
Hill	4	62	21	0	Reed	6	91	53	0
Highsmith	2	3	7	0	Metzelaars	1	7	7	0
Jeffries	5	78	27	0	Burkett	3	55	26	0
Givins	1	23	23	0	Johnson	3	31	18	0
Duncan	1	9	9	0	Harmon	5	58	17	0
Pinkett	2	21	15	0	Mueller	1	2	2	0
Harris	2	44	29	0					
<b>TOTALS</b>	<b>17</b>	<b>240</b>	<b>29</b>	<b>0</b>	<b>TOTALS</b>	<b>19</b>	<b>244</b>	<b>53</b>	<b>0</b>

**INDIVIDUAL DEFENSE (press box stats)**

**OILERS – Leading Tackler:** Brown 8-1-9, Grimsey 9-0-9.  
**Sacks:** Childress 1. **Int.:** Eaton 1. **FR:** Highsmith 1, Pinkett 1.  
**BILLS – Leading Tackler:** Talley 7-0-7, Still 5-2-7. **Sacks:** Talley 1, Smith 1. **Int.:** Kelso 1. **FR:** Smith 1, Bennett 1.

# PLAYOFF SUMMARIES

Front Office

Coaching Staff

Players

Rookies

2007 Season

Records

History

Playoff History

Sidelines

## AFC WILD CARD PLAYOFF GAME – 1989 Pittsburgh 26, Houston 23 (OT) December 31, 1989 • AstroDome

Gary Anderson kicked a 50-yard field goal 3:26 into overtime to cap Pittsburgh's 26-23 comeback win over the Oilers and earn its first playoff victory since 1984. The Steelers, despite being outgained by Houston 380 to 289 total yards, led the game for more than three quarters. Rookie running back Tim Worley converted a fourth-and-one play into a nine-yard touchdown run and Anderson kicked field goals of 25, 30, and 48 yards for a 16-9 fourth-quarter lead. Warren Moon tied the score with an 18-yard touchdown pass to Ernest Givins and gave the Oilers their only lead, 23-16, when he found Givins on a nine-yard scoring pass with six minutes to play. Pittsburgh's Buddy Brister countered with an 82-yard, 11-play drive capped by Merrill Hoge's one-yard touchdown plunge with 46 seconds remaining. Anderson's extra point tied the score and sent the game into overtime. Rod Woodson recovered Lorenzo White's fumble on the Oilers' first play in overtime to set up Anderson's decisive field goal.

Pittsburgh	.....7	3	3	10	3	26
Houston	.....0	6	3	14	0	23

TEAM SCORING PLAY	QTR-INTO
Steelers Worley 9 yd. run (Anderson, kick)	1-12:07
Oilers Zendejas 26 yd. field goal	2-5:53
Oilers Zendejas 35 yd. field goal	2-8:50
Steelers Anderson 25 yd. field goal	2-13:03
Oilers Zendejas 26 yd. field goal	3-3:30
Steelers Anderson 30 yd. field goal	3-11:55
Steelers Anderson 48 yd. field goal	4-0:30
Oilers Givins 18 yd. pass from Moon (Zendejas, kick)	4-5:46
Oilers Givins 9 yd. pass from Moon (Zendejas, kick)	4-8:58
Steelers Hoge 2 yd. run (Anderson, kick)	4-14:14
Steelers Anderson 50 yd. field goal	5-3:26

Missed FG: Zendejas 55 Short  
Attendance: 58,306

	Steelers	Oilers
First downs	17	22
3rd-down conversion-att	3-14-21%	8-18-44%
4th-down conversion-att	1-1-100%	0-0-0%
Total yards	289	380
Rushing yards	177	65
Passing yards	112	315
Passes-comp.-Int.	33-15-0	48-29-0
Punts-avg.	6-25.3	4-33.0
Punt return yards	2-20	1-0
Kickoff return yards	6-99	2-27
Fumbles-lost	1-1	3-2
Penalties-yards	5-40	8-45
Field goals made-att	4-4	3-4
Time of possession	27:42	35:44

RUSHING												
OILERS	Att	Yds	Lg	TD	STEELERS	Att	Yds	Lg	TD			
Highsmith	2	2	4	0	Hoge	17	100	49	1			
Rozier	5	12	3	0	Worley	11	54	12	1			
White	7	13	5	0	Brister	1	1	1	0			
Pinkett	8	26	6	0	Stone	1	22	22	0			
Moon	3	12	5	0								
<b>TOTALS</b>	<b>25</b>	<b>65</b>	<b>6</b>	<b>0</b>	<b>TOTALS</b>	<b>30</b>	<b>177</b>	<b>49</b>	<b>2</b>			

PASSING												
OILERS	Att	Comp	Yds	TD	STEELERS	Att	Comp	Yds	TD			
Moon	48	29	315	2-0	Brister	33	15	127	0-0			
<b>TOTALS</b>	<b>48</b>	<b>29</b>	<b>315</b>	<b>2-0</b>	<b>TOTALS</b>	<b>33</b>	<b>15</b>	<b>127</b>	<b>0-0</b>			

RECEIVING												
OILERS	Rec	Yds	Lg	TD	STEELERS	Rec	Yds	Lg	TD			
Givins	11	136	30	2	Mularkey	3	40	20	0			
Hill	6	98	32	0	Stock	1	7	7	0			
Rozier	1	5	0	0	Worley	4	23	10	0			
Jeffries	3	16	7	0	Hoge	3	26	17	0			
Pinkett	3	24	12	0	Lipps	3	24	10	0			
Duncan	2	15	9	0	Hill	1	7	7	0			
Highsmith	3	21	11	0								
<b>TOTALS</b>	<b>29</b>	<b>315</b>	<b>32</b>	<b>2</b>	<b>TOTALS</b>	<b>15</b>	<b>127</b>	<b>20</b>	<b>0</b>			

### INDIVIDUAL DEFENSE (press box stats)

**OILERS – Leading Tackler:** Meads 6-4-10. **Sacks:** Fairs 1.0  
Int.: None. FF: Brown 1. FR: McDowell 1, Moon 1  
**STEELERS – Leading Tackler:** Woodson 6-2-8, Lake 4-4-8.  
**Sacks:** None. Int.: None. FF: Woodson 1, Stone 1. FR: Woodson 1, Stock 1, Stone 1.

## AFC WILD CARD PLAYOFF GAME – 1990 Cincinnati 41, Houston 14 January 6, 1991 • Riverfront Stadium

Boomer Esiason completed two touchdown passes and ran for a third in the Bengals' victory over the Oilers. Cincinnati built a 20-0 halftime lead as Ickey Woods ran one yard for a touchdown. Esiason flipped a two-yard scoring pass to Harold Green, and Jim Breach kicked two field goals (27 and 30 yards) in the first half. Cincinnati increased its lead to 34-0 in the third quarter when Eric Ball ran three yards for a touchdown and Esiason scored on a 10-yard keeper following James Francis's fumble recovery at Houston's 10-yard line. The Oilers scored on two touchdown passes from Cody Carlson to Ernest Givins (16 and 5 yards). Cincinnati held a 39:45 to 20:15 time-of-possession advantage.

Cincinnati	.....10	10	14	7	41
Houston	.....0	0	7	7	14

TEAM SCORING PLAY	QTR-INTO
Bengals Woods 1 yd. run (Breach, kick)	1-6:24
Bengals Breech 27 yd. field goal	1-13:50
Bengals Green 2 yd. pass from Esiason (Breach, kick)	2-5:42
Bengals Breech 30 yd. field goal	2-14:17
Bengals Ball 3 yd. run (Breach, kick)	3-3:26
Bengals Esiason 10 yd. run (Breach, kick)	3-3:51
Oilers Givins 16 yd. pass from Carlson (Garcia, kick)	3-9:45
Bengals Kattus 9 yd. pass from Esiason (Breach, kick)	4-0:51
Oilers Givins 5 yd. pass from Carlson (Garcia, kick)	4-8:01

Missed FG: None  
Attendance: 60,012

	Bengals	Oilers
First downs	24	13
3rd-down conversion-att	4-13-30%	2-9-22%
4th-down conversion-att	2-2-100%	0-0-0%
Total yards	349	226
Rushing yards	187	67
Passing yards	162	165
Passes-comp.-Int.	25-15-1	33-16-1
Punts-avg.	3-45.0	6-42.6
Punt return yards	3-42	1-19
Kickoff return yards	3-58	6-114
Fumbles-lost	1-0	2-1
Penalties-yards	4-40	5-33
Field goals made-att	2-2	0-0
Time of possession	39:45	20:15

RUSHING												
OILERS	Att	Yds	Lg	TD	BENGALS	Att	Yds	Lg	TD			
White	4	2	5	0	Woods	6	11	4	1			
Carlson	4	22	12	0	Brooks	6	17	14	0			
Pinkett	5	43	16	0	Esiason	5	57	14	1			
					Ball	7	33	14	1			
					Green	11	55	12	0			
					Jennings	6	16	10	0			
					Wilhelm	3	-2	0	0			
<b>TOTALS</b>	<b>13</b>	<b>67</b>	<b>16</b>	<b>0</b>	<b>TOTALS</b>	<b>44</b>	<b>187</b>	<b>14</b>	<b>3</b>			

PASSING												
OILERS	Att	Comp	Yds	TD	BENGALS	Att	Comp	Yds	TD			
Carlson	33	16	165	2-1	Esiason	20	14	150	2-0			
					Wilhelm	5	1	12	0-0			
<b>TOTALS</b>	<b>33</b>	<b>16</b>	<b>165</b>	<b>2-1</b>	<b>TOTALS</b>	<b>25</b>	<b>15</b>	<b>162</b>	<b>2-0</b>			

RECEIVING												
OILERS	Rec	Yds	Lg	TD	BENGALS	Rec	Yds	Lg	TD			
White	1	5	0	0	Jennings	2	15	12	0			
Hill	1	5	0	0	Holman	2	51	46	0			
Jeffries	2	33	23	0	Woods	2	13	9	0			
Duncan	1	15	15	0	McGee	2	23	19	0			
Harris	4	37	17	0	Green	2	15	13	1			
Givins	6	60	16	2	Brown	2	14	9	0			
Pinkett	1	10	10	0	Kattus	2	19	10	1			
					Barber	1	12	12	0			
<b>TOTALS</b>	<b>16</b>	<b>165</b>	<b>23</b>	<b>2</b>	<b>TOTALS</b>	<b>12</b>	<b>152</b>	<b>46</b>	<b>2</b>			

### INDIVIDUAL DEFENSE (press box stats)

**OILERS – Leading Tackler:** Kinard 8-4-12. **Sacks:** None.  
Int.: None. FF: None. FR: None.  
**BENGALS – Leading Tackler:** Thomas 6-1-7. **Sacks:** None.  
Int.: Fulcher 1. FF: None. FR: Francis 1, Jennings 1.

## AFC WILD CARD PLAYOFF GAME – 1991

Houston 17, N.Y. Jets 10

December 29, 1991 • Astrodome

Warren Moon threw a pair of touchdown passes to Ernest Givins and the Oilers' defense stopped the Jets inside Houston's 5-yard line twice in the second half to preserve the victory. The Oilers led 14-10 entering the third quarter, when the Jets took the second-half kickoff and consumed more than eight minutes while driving to the Houston 8-yard line. On third down, Ken O'Brien's pass was intercepted by safety Bubba McDowell at the 2. After Al Del Greco's 53-yard field goal put the Oilers ahead 17-10 early in the fourth quarter, New York drove to the Houston 3. But on third down, Al Smith stopped Brad Baxter to no gain. The Jets had one more chance after recovering Moon's fumble at the Oilers' 26 with 4:59 left in the game, but New York could not convert a first down. For Houston, Moon completed 28 of 40 passes for 271 yards, and Drew Hill had nine catches for 77 yards.

New York	. . . . .0	10	0	0	10
Houston	. . . . .7	7	0	3	17

TEAM	SCORING PLAY	QTR-INTO
Oilers	E. Givins 5 yd. pass from Moon (Del Greco, kick)	1-9:16
Jets	A. Toon 10 yd. pass from O'Brien (Allegre, kick)	2-2:44
Oilers	E. Givins 20 yd. pass from Moon (Del Greco, kick) 2-11:04	
Jets	Allegre 33 yd. field goal	2-14:56
Oilers	Del Greco 53 yd. field goal	4-1:31

**Missed FG:** Greco 46W/R

**Attendance:** 61,485

	Jets	Oilers
First downs	18	21
3rd-down conversion-att	6-12-50%	8-14-57%
4th-down conversion-att	0-2-0%	0-0-0%
Total yards	285	303
Rushing yards	71	71
Passing yards	214	232
Passes-comp.-Int.	31-21-3	40-28-1
Punts-avg.	2-36	2-44.5
Punt return yards	0-0	0-0
Kickoff return yards	3-54	1-0
Fumbles-lost	0-0	3-1
Penalties-yards	5-45	8-55
Field goals made-att	1-1	1-2
Time of possession	26:20	33:40

		RUSHING							
OILERS	Att	Yds	Lg	TD	JETS	Att	Yds	Lg	TD
L. White	17	65	12	0	J. Hector	11	43	8	0
W. Moon	3	6	7	0	B. Baxter	5	14	5	0
					K. O'Brien	2	10	8	0
					F. McNeil	5	4	5	0
<b>TOTALS</b>	<b>20</b>	<b>71</b>	<b>12</b>	<b>0</b>	<b>TOTALS</b>	<b>23</b>	<b>71</b>	<b>8</b>	<b>0</b>

		PASSING							
OILERS	Att	Comp	Yds	TD-I	JETS	Att	Comp	Yds	TD-I
W. Moon	40	28	271	2-1	K. O'Brien	31	21	221	1-3
<b>TOTALS</b>	<b>40</b>	<b>28</b>	<b>271</b>	<b>2-1</b>	<b>TOTALS</b>	<b>31</b>	<b>21</b>	<b>221</b>	<b>1-3</b>

		RECEIVING							
OILERS	Rec	Yds	Lg	TD	JETS	Rec	Yds	Lg	TD
E. Givins	6	83	35	2	A. Toon	8	96	22	1
D. Hill	9	77	20	0	R. Moore	4	70	31	0
H. Jeffries	4	49	24	0	F. McNeil	4	23	10	0
L. White	4	31	17	0	M. Boyer	3	20	11	0
C. Duncan	4	24	8	0	T. Mathis	2	12	6	0
L. Harris	1	7	7	0					
<b>TOTALS</b>	<b>28</b>	<b>271</b>	<b>35</b>	<b>2</b>	<b>TOTALS</b>	<b>21</b>	<b>221</b>	<b>31</b>	<b>1</b>

### INDIVIDUAL DEFENSE (press box stats)

**OILERS – Leading Tackler:** Lathon 4-7-11. **Sacks:** Williams 1. Int.: McDowell 2, Orlando 1. **FF:** None. **FR:** Moon 2.

**JETS – Leading Tackler:** Clifton 5-6-11, Stargell 8-3-11. **Sacks:** Lewis 2.0, Lageman 1.0, Young 1.0. **Int.:** McMillan 1. **FF:** Young 1, Lageman 1. **FR:** Stargell 1.

## AFC DIVISIONAL PLAYOFF GAME – 1991

Denver 26, Houston 24

January 4, 1992 • Mile High Stadium

David Treadwell's 28-yard field goal with 16 seconds remaining capped a dramatic 87-yard drive in the closing moments to lift the Broncos over the Oilers. Treadwell's winning kick came shortly after John Elway's 44-yard completion to Vance Johnson on fourth-and-10 from the Denver 35-yard line. Earlier on the drive, Elway scrambled seven yards for a first down on fourth-and-6 from the 28. And it was Elway's 22-yard completion to Michael Young that got the Broncos out of a hole at their own 2-yard line. Denver started the winning drive there with no time outs left after Houston's Greg Montgomery dropped his punt out of bounds with 2:07 left in the game. Warren Moon passed for three touchdowns as Houston built first half leads of 14-0 and 21-6. But the Broncos defense stiffened, allowing only a field goal in the second half.

Denver	. . . . .6	7	3	10	26
Houston	. . . . .14	7	0	3	24

TEAM	SCORING PLAY	QTR-INTO
Oilers	H. Jeffries 15 yd. pass from Moon (Del Greco, kick) 1-1:46	
Oilers	D. Hill 9 yd. pass from Moon (Del Greco, kick)	1-9:44
Broncos V. Johnson	10 yd. pass from Elway (kick, no good) 1-13:43	
Oilers	C. Duncan 6 yd. pass from Moon (Del Greco, kick) 2-4:05	
Broncos G. Lewis	1 yd. run (Treadwell, kick)	2-14:21
Broncos D. Treadwell	49 yd. field goal	3-13:02
Oilers	A. Del Greco 25 yd. field goal	4-1:35
Broncos G. Lewis	1 yd. run (Treadwell, kick)	4-8:07
Broncos D. Treadwell	28 yd. field goal	4-14:44

**Missed FG:** Del Greco 33W/R

**Attendance:** 75,301

	Broncos	Oilers
First downs	26	23
3rd-down conversion-att	5-11-45%	5-8-63%
4th-down conversion-att	3-3-100%	0-0-0%
Total yards	418	422
Rushing yards	151	97
Passing yards	267	325
Passes-comp.-Int.	34-20-1	36-27-1
Punts-avg.	2-40.5	1-44
Punt return yards	0-0	0-0
Kickoff return yards	4-88	6-82
Fumbles-lost	3-0	0-0
Penalties-yards	6-70	13-85
Field goals made-att	2-2	1-2
Time of possession	29:34	30:26

		RUSHING							
OILERS	Att	Yds	Lg	TD	BRONCOS	Att	Yds	Lg	TD
L. White	17	79	10	0	G. Green	17	59	14	0
W. Moon	2	18	15	0	J. Elway	6	39	15	0
					R. Rivers	1	3	3	0
					G. Lewis	3	2	1	2
					S. Sewell	4	48	19	0
<b>TOTALS</b>	<b>19</b>	<b>97</b>	<b>15</b>	<b>0</b>	<b>TOTALS</b>	<b>31</b>	<b>151</b>	<b>19</b>	<b>2</b>

		PASSING							
OILERS	Att	Comp	Yds	TD-I	BRONCOS	Att	Comp	Yds	TD-I
W. Moon	36	27	325	3-1	J. Elway	33	19	257	1-1
					S. Sewell	1	1	10	0-0
<b>TOTALS</b>	<b>36</b>	<b>27</b>	<b>325</b>	<b>3-1</b>	<b>TOTALS</b>	<b>34</b>	<b>20</b>	<b>267</b>	<b>1-1</b>

		RECEIVING							
OILERS	Rec	Yds	Lg	TD	BRONCOS	Rec	Yds	Lg	TD
H. Jeffries	7	99	49	1	C. Kay	1	8	8	0
L. White	5	35	10	0	V. Johnson	5	78	44	1
E. Givins	6	111	29	0	D. Russell	1	20	20	0
D. Hill	2	21	12	1	S. Sharpe	3	20	7	0
C. Duncan	6	40	11	1	M. Young	4	85	32	0
T. Jones	1	19	19	0	R. Nattiel	2	27	23	0
					S. Sewell	3	28	16	0
					G. Green	1	1	1	0
<b>TOTALS</b>	<b>27</b>	<b>325</b>	<b>49</b>	<b>3</b>	<b>TOTALS</b>	<b>20</b>	<b>267</b>	<b>44</b>	<b>1</b>

### INDIVIDUAL DEFENSE (press box stats)

**OILERS – Leading Tackler:** A. Smith 6-1-7, L. Lathon 6-1-7. **Sacks:** None. **Int.:** R. Johnson 1. **FF:** B. Orlando 1, A. Smith 1. **FR:** None.

**BRONCOS – Leading Tackler:** C. Dimry 9-0-9, M. Brooks 7-2-9. **Sacks:** None. **Int.:** S. Atwater 1. **FF:** None. **FR:** J. Davidson 1.

## AFC WILD CARD PLAYOFF GAME – 1992 Buffalo 41, Houston 38 (OT) January 3, 1993 • Rich Stadium

Warren Moon threw for 220 yards and four touchdowns in the first half as Houston jumped out to a 28-3 lead. Early in the third quarter, Oilers defensive back Bubba McDowell intercepted Frank Reich's first pass of the second half and returned it 58 yards for a touchdown as the Oilers took a commanding 32-point lead, 35-3. Then, Buffalo started the comeback, advancing 50 yards to score on Davis' 1-yard touchdown run to cut the deficit to 35-10. After a recovered onside kick by the Bills which led to a touchdown, and a 26-yard touchdown pass to wide receiver Andre Reed, the lead was trimmed to 35-24. On the Oilers' ensuing possession, Bills safety Henry Jones intercepted a pass from Moon which led to another touchdown pass from Reich to Reed. Kicker Al Del Greco attempted a field goal to increase the Oilers' lead, but the snap was fumbled. The Bills then scored on a 17-yard touchdown pass, taking the lead 38-35 with three minutes remaining in the game. A last minute drive ending in a 26-yard field goal from Del Greco would send the game into overtime. Early in overtime, Bills defensive back Nate Odomes intercepted a pass from Moon, setting up Steve Christie's 32-yard game-winning field goal.

Buffalo	.....3	0	28	7	3	41
Houston	.....7	21	7	3	0	38

TEAM	SCORING PLAY	QTR-LEFT
Oilers	H. Jeffries 3 pass from W. Moon (A. Del Greco kick)	1-5:51
Bills	S. Christie 36 field goal	1-1:24
Oilers	W. Slaughter 7 pass from W. Moon (A. Del Greco kick)	2-8:59
Oilers	C. Duncan 26 pass from W. Moon (A. Del Greco kick)	2-4:09
Oilers	H. Jeffries 27 pass from W. Moon (A. Del Greco kick)	2-0:14
Oilers	B. McDowell 58 INT return (A. Del Greco kick)	3-13:19
Bills	K. Davis 1 run (D. Christie, kick)	3-8:52
Bills	D. Beebe 38 pass from F. Reich (D. Christie, kick)	3-7:56
Bills	A. Reed 26 pass from F. Reich (D. Christie, kick)	3-4:21
Bills	A. Reed 18 pass from F. Reich (D. Christie, kick)	3-2:00
Bills	A. Reed 17 pass from F. Reich (D. Christie, kick)	4-3:08
Oilers	A. Del Greco 26 field goal	4-0:12
Bills	D. Christie 32 field goal	5-11:54

Missed FG: None  
Attendance: 75,141

	Bills	Oilers
First downs	19	27
3rd-down conversion-att	8-15-53%	6-14-43%
4th-down conversion-att	2-3-67%	2-3-67%
Total yards	366	429
Rushing yards	98	82
Passing yards	268	347
Passes-comp.-Int.	34-21-1	50-36-2
Punts-avg	2-35	2-24.5
Punt return yards	0-0	1-7
Kickoff return yards	5-55	4-27
Fumbles-lost	0-0	2-0
Penalties-yards	4-30	4-30
Field goals made-att	2-2	1-1
Time of possession	25:27	37:39

		RUSHING				TD BILLS			
OILERS	Att	Yds	Lg	TD	Att	Yds	Lg	TD	
W. Moon	2	7	5	0	T. Thomas	11	26	6	0
L. White	19	75	14	0	K. Davis	13	68	35	1
Montgomery	1	0	0	0	C. Gardner	1	5	5	0
					F. Reich	1	-1	-1	0
<b>TOTALS</b>	<b>22</b>	<b>82</b>	<b>14</b>	<b>0</b>	<b>TOTALS</b>	<b>26</b>	<b>98</b>	<b>35</b>	<b>1</b>

		PASSING				TD BILLS			
OILERS	Att	Comp	Yds	TD-I	Att	Comp	Yds	TD-I	
W. Moon	50	36	371	4-2	F. Reich	34	21	289	4-1
<b>TOTALS</b>	<b>50</b>	<b>36</b>	<b>371</b>	<b>4-2</b>	<b>TOTALS</b>	<b>34</b>	<b>21</b>	<b>289</b>	<b>4-1</b>

		RECEIVING				TD BILLS			
OILERS	Rec	Yds	Lg	TD	Rec	Yds	Lg	TD	
C. Duncan	8	57	26	1	P. Metzelaars	3	43	2	0
W. Slaughter	8	73	18	1	A. Reed	8	136	27	3
H. Jeffries	8	98	32	2	T. Thomas	2	-3	1	0
E. Givins	9	117	27	0	D. Beebe	4	64	38	1
L. Harris	2	15	9	0	J. Lofton	2	24	18	0
L. White	1	11	11	0	K. Davis	2	25	19	0
<b>TOTALS</b>	<b>36</b>	<b>371</b>	<b>32</b>	<b>4</b>	<b>TOTALS</b>	<b>21</b>	<b>289</b>	<b>38</b>	<b>4</b>

### INDIVIDUAL DEFENSE (press box stats)

**OILERS – Leading Tackler:** A. Smith 4-3-7. **Sacks:** W. Fuller 2.0, S. Jones 1.0. **Int.:** B. McDowell 1. **FF:** None. **FR:** None.  
**BILLS – Leading Tackler:** P. Hansen 10-0-10. **Sacks:** J. Wright 2.0, P. Hansen 1.0, D. Talley 1.0. **Int.:** H. Jones 1, N. Odomes 1. **FF:** D. Talley 1. **FR:** None.

## AFC DIVISIONAL PLAYOFF GAME – 1993 Kansas City 28, Houston 20 January 16, 1994 • Astrodome

Joe Montana threw three second-half touchdown passes, including two just 54 seconds apart in the fourth quarter, to rally the Chiefs past the Oilers. Houston, which entered the game with an 11-game winning streak, jumped out to a 10-0 lead in the opening quarter and still led 13-7 after Al Del Greco's 43-yard field goal with 9:37 remaining in the fourth quarter. But Kansas City marched 71 yards in only 59 seconds, the key play a 38-yard pass interference penalty against Oilers cornerback Kris Dishman, to take the lead for the first time on Montana's 11-yard touchdown pass to J.J. Birden. On the next play from scrimmage, Chiefs linebacker Derrick Thomas sacked Warren Moon, forcing a fumble that defensive tackle Dan Saleaumua recovered at the Oilers' 12-yard line. On third down, Montana's 18-yard touchdown pass to Willie Davis put Kansas City ahead 21-13 with 7:44 left. Houston drove 80 yards to a touchdown to pull within one point with 3:45 to go, but Marcus Allen's 21-yard touchdown run at the 1:55 mark sealed the Oilers' fate.

Kansas City	... .0	0	7	21	28
Houston	... .10	0	7	10	20

TEAM	SCORING PLAY	QTR-LEFT
Oilers	A. Del Greco 49 field goal	1-11:10
Oilers	C. Brown 2 run (A. Del Greco kick)	1-1:59
Chiefs	K. Cash 7 pass from J. Montana (N. Lowery kick)	3-10:19
Oilers	A. Del Greco 43 field goal	4-9:37
Chiefs	J. Birden 11 pass from J. Montana (N. Lowery kick)	4-8:38
Chiefs	W. Davis 18 pass from J. Montana (N. Lowery kick)	4-7:44
Oilers	E. Givins 7 pass from W. Moon (A. Del Greco kick)	4-3:35
Chiefs	M. Allen 21 run (N. Lowery kick)	4-1:55

Missed FG: None  
Attendance: 64,011

	Chiefs	Oilers
First downs	18	19
3rd-down conversion-att	6-12-50%	7-15-47%
4th-down conversion-att	0-1-0%	0-1-0%
Total yards	354	277
Rushing yards	71	39
Passing yards	283	232
Passes-comp.-Int.	38-22-2	43-32-1
Punts-avg	3-45	5-48.6
Punt return yards	4-44	1-12
Kickoff return yards	2-38	3-50
Fumbles-lost	0-0	7-2
Penalties-yards	7-51	3-63
Field goals made-att	0-0	2-2
Time of possession	24:18	35:42

		RUSHING				TD BILLS			
OILERS	Att	Yds	Lg	TD	Att	Yds	Lg	TD	
W. Moon	3	22	17	0	M. Allen	14	74	21	1
G. Brown	11	17	5	1	D. Krieg	2	-2	-1	0
					K. Anders	1	0	0	0
					J. Montana	1	-1	-1	0
<b>TOTALS</b>	<b>14</b>	<b>39</b>	<b>17</b>	<b>1</b>	<b>TOTALS</b>	<b>18</b>	<b>71</b>	<b>21</b>	<b>1</b>

		PASSING				TD BILLS			
OILERS	Att	Comp	Yds	TD-I	Att	Comp	Yds	TD-I	
W. Moon	43	32	306	1-1	J. Montana	38	22	299	3-2
<b>TOTALS</b>	<b>43</b>	<b>32</b>	<b>306</b>	<b>1-1</b>	<b>TOTALS</b>	<b>38</b>	<b>22</b>	<b>299</b>	<b>3-2</b>

		RECEIVING				TD BILLS			
OILERS	Rec	Yds	Lg	TD	Rec	Yds	Lg	TD	
H. Jeffries	9	88	28	0	J. Birden	6	60	14	1
E. Givins	7	63	15	1	W. Davis	5	96	36	1
G. Wellman	6	80	30	0	K. Cash	4	80	41	1
C. Duncan	6	49	14	0	T. Barnett	2	24	14	0
G. Brown	4	26	12	0	T. McNair	2	9	9	0
					M. Allen	1	12	12	0
					J. Hayes	1	9	9	0
					F. Jones	1	9	9	0
<b>TOTALS</b>	<b>32</b>	<b>306</b>	<b>30</b>	<b>1</b>	<b>TOTALS</b>	<b>22</b>	<b>299</b>	<b>41</b>	<b>3</b>

### INDIVIDUAL DEFENSE (press box stats)

**OILERS – Leading Tackler:** B. Orlando 8-2-10. **Sacks:** W. Fuller 1.0, L. Lathon 1.0. **Int.:** S. Jackson 1, T. Hoage 1. **FF:** None. **FR:** None.

**CHIEFS – Leading Tackler:** A. Lewis 8-0-8, M. Bayless 6-2-8, C. Mincy 6-2-8. **Sacks:** A. Lewis 2.0, D. Thomas 2.0, B. Thompson 2.0, N. Smith 1.0, J. Phillips 1.0. **Int.:** C. Mincy 1. **FF:** None. **FR:** Saleaumua 1.

## AFC WILD CARD PLAYOFF GAME – 1999 Tennessee 22, Buffalo 16 January 8, 2000 • Adelphia Coliseum

One of the most memorable finishes in NFL playoff history gave the Titans the franchise's first playoff win since 1991, a 22-16 stunner over the visiting Buffalo Bills. After Steve Christie kicked a 41-yard field goal to give Buffalo a 16-15 lead with 16 seconds remaining, Kevin Dyson returned a Frank Wycheck lateral on the ensuing kickoff 75 yards for a touchdown with three seconds left in the game. The play, quickly dubbed as the "Music City Miracle," gave Tennessee a 22-16 lead that turned into a victory after Buffalo's last-ditch hopes for a matching return touchdown were thwarted. Eddie George paced Tennessee's offense with a 29-carry, 106-yard performance. The victory, in front of a franchise-record crowd at Adelphia Coliseum, allowed the franchise to advance to the AFC Divisional Playoffs for the first time since 1993. The Titans took a 12-0 lead into intermission, but the Bills stormed back behind two touchdowns from Antowain Smith that gave Buffalo a 13-12 lead with 11:08 remaining. Al Del Greco's 36-yard field goal gave the Titans a 15-13 lead with 1:48 remaining, setting up the game's final dramatic moments.

Buffalo	.....0	0	7	9	16
Tennessee	... .0	12	0	10	22

TEAM	SCORING PLAY	QTR-LEFT
Titans	R. Johnson sacked by J. Kearse for safety	2-11:19
Titans	S. McNair 1 run (A. Del Greco, kick)	2-7:55
Titans	A. Del Greco 40 field goal	2-0:00
Bills	A. Smith 4 run (S. Christie, kick)	3-12:28
Bills	A. Smith 1 run (Two-pt. attempt failed)	4-11:08
Titans	A. Del Greco 36 field goal	4-1:48
Bills	S. Christie 41 field goal	4-0:16
Titans	K. Dyson 75 kickoff return (A. Del Greco, kick)	4-0:03

**Missed FG:** A. Del Greco 43WL  
**Attendance:** 66,782

	Bills	Titans
First downs	13	16
3rd-down conversion-att	5-13-38%	4-16-25%
4th-down conversion-att	0-0-0%	0-0-0%
Total Yards	219	194
Rushing yards	123	139
Passing yards	96	55
Passes-comp.-Int.	22-10-0	24-13-0
Punts-avg.	8-38.5	7-41
Punt return yards	3-10	6-32
Kickoff return yards	4-73	5-192
Fumbles-lost	2-2	2-1
Penalties-yards	10-59	2-12
Field goals made-att	1-2	2-2
Time of possession	24:54	35:06

RUSHING									
TITANS	Att	Yds	Lg	TD	BILLS	Att	Yds	Lg	TD
E. George	29	106	9	0	A. Smith	14	79	44	2
S. McNair	6	19	10	1	J. Linton	5	25	12	0
R. Thomas	4	14	13	0	T. Thomas	5	10	9	0
					R. Johnson	3	9	4	0
<b>TOTALS</b>	<b>39</b>	<b>139</b>	<b>13</b>	<b>1</b>	<b>TOTALS</b>	<b>27</b>	<b>123</b>	<b>44</b>	<b>2</b>

PASSING									
TITANS	Att	Comp	Yds	TD-I	BILLS	Att	Comp	Yds	TD-I
S. McNair	24	13	76	0-1	R. Johnson	22	10	131	0-0
<b>TOTALS</b>	<b>24</b>	<b>13</b>	<b>76</b>	<b>0-1</b>	<b>TOTALS</b>	<b>22</b>	<b>10</b>	<b>131</b>	<b>0-0</b>

RECEIVING									
TITANS	Rec	Yds	Lg	TD	BILLS	Rec	Yds	Lg	TD
F. Wycheck	4	29	14	0	P. Price	5	62	15	0
J. Harris	4	20	10	0	E. Moulds	3	62	37	0
E. George	2	4	3	0	S. Gash	1	6	6	0
C. Sanders	1	11	11	0	B. Collins	1	1	1	0
Y. Thigpen	1	8	8	0					
K. Dyson	1	4	4	0					
<b>TOTALS</b>	<b>13</b>	<b>76</b>	<b>14</b>	<b>0</b>	<b>TOTALS</b>	<b>10</b>	<b>131</b>	<b>37</b>	<b>0</b>

**INDIVIDUAL DEFENSE (press box stats)**

**TITANS – Leading Tackler:** B. Bishop 6-1-7. **Sacks:** J. Kearse 2.0, J. Fisk 1.0, S. Rolle 1.0, J. Evans 1.0, K. Holmes 1.0. **Int.:** None. **FF:** J. Kearse 1. **FR:** B. Wortham 1.

**BILLS – Leading Tackler:** J. Holecek 10-3-13. **Sacks:** B. Smith 2.5, P. Hansen 0.5. **Int.:** A. Winfield 1. **FF:** K. Schulz 1. **FR:** P. Hansen 1.

## AFC DIVISIONAL PLAYOFF GAME – 1999 Tennessee 19, Indianapolis 16 January 16, 2000 • RCA Dome

Eddie George ran for a franchise playoff-record 162 yards and a touchdown as the Tennessee Titans advanced to their first AFC Championship Game since 1979 with a 19-16 victory over the Indianapolis Colts at the RCA Dome. George's 68-yard touchdown run on the first drive of the third quarter gave the Titans the lead for good, and Tennessee's defense held rookie standout Edgerrin James to only 56 yards rushing on 20 carries. Al Del Greco set franchise post-season records for field goals in a game and a career, kicking two of his four field goals in each half to give him 11 for his career. Indiana native Blaine Bishop led the inspired Tennessee defense with 11 tackles and two passes defended, and the defensive unit as a whole held Peyton Manning in check, with the second-year signal caller completing only 19 of 43 passes for 227 yards in the loss. The Colts pulled within three points with 1:51 remaining on Manning's 15-yard TD run, but Yancey Thigpen sealed Tennessee's victory by recovering Danny Kight's ensuing onside kick.

Indianapolis	... .3	6	0	7	16
Tennessee	... .0	6	7	6	19

TEAM	SCORING PLAY	QTR-LEFT
Colts	M. Vanderjagt 40 field goal	1-7:13
Titans	A. Del Greco 49 field goal	2-14:56
Colts	M. Vanderjagt 40 field goal	2-5:38
Titans	A. De IGreco 37 field goal	2-3:15
Colts	M. Vanderjagt 34 field goal	2-0:01
Titans	E. George 68 run (A. Del Greco, kick)	3-13:19
Titans	A. Del Greco 25 field goal	4-12:57
Titans	A. Del Greco 43 field goal	4-4:19
Colts	P. Manning 15 run (M. Vanderjagt, kick)	4-1:51

**Missed FG:** None  
**Attendance:** 57,097

	Colts	Titans
First downs	19	13
3rd-down conversion-att	5-15-33%	3-14-21%
4th-down conversion-att	0-1-0%	0-0-0%
Total yards	305	309
Rushing yards	78	197
Passing yards	227	112
Passes-comp.-Int.	43-19-0	24-13-0
Punts-avg.	7-48.6	5-52
Punt return yards	2-24	3-49
Kickoff return yards	6-87	2-47
Fumbles-lost	1-0	1-1
Penalties-yards	7-60	9-78
Field goals made-att	3-3	4-4
Time of possession	38:55	31:05

RUSHING									
TITANS	Att	Yds	Lg	TD	COLTS	Att	Yds	Lg	TD
E. George	26	162	68	1	E. James	20	56	14	0
S. McNair	7	35	29	0	P. Manning	2	22	15	1
<b>TOTALS</b>	<b>33</b>	<b>197</b>	<b>68</b>	<b>1</b>	<b>TOTALS</b>	<b>22</b>	<b>78</b>	<b>15</b>	<b>1</b>

PASSING									
TITANS	Att	Comp	Yds	TD-I	COLTS	Att	Comp	Yds	TD-I
S. McNair	24	13	112	0-0	P. Manning	43	19	227	0-0
<b>TOTALS</b>	<b>24</b>	<b>13</b>	<b>112</b>	<b>0-0</b>	<b>TOTALS</b>	<b>43</b>	<b>19</b>	<b>227</b>	<b>0-0</b>

RECEIVING									
TITANS	Rec	Yds	Lg	TD	COLTS	Rec	Yds	Lg	TD
Y. Thigpen	3	19	7	0	M. Harrison	5	65	25	0
F. Wycheck	3	16	6	0	J. Pathon	5	44	13	0
E. George	3	14	6	0	T. Wilkins	4	55	23	0
C. Sanders	2	38	26	0	K. Dilger	2	12	7	0
K. Dyson	2	25	15	0	E.G. Green	1	33	33	0
					M. Pollard	1	10	10	0
					E. James	1	8	8	0
<b>TOTALS</b>	<b>13</b>	<b>112</b>	<b>26</b>	<b>0</b>	<b>TOTALS</b>	<b>19</b>	<b>227</b>	<b>33</b>	<b>0</b>

**INDIVIDUAL DEFENSE (press box stats)**

**TITANS – Leading Tackler:** B. Bishop 6-1-7. **Sacks:** None. **Int.:** None. **FF:** D. Sidney 1. **FR:** None.

**COLTS – Leading Tackler:** M. Barber 9-1-10. **Sacks:** None. **Int.:** None. **FF:** None. **FR:** M. Thomas 1.

Front Office  
 Coaching Staff  
 Players  
 Rookies  
 2007 Season  
 Records  
 History  
 Playoff History  
 Sidelines

# PLAYOFF SUMMARIES

## AFC CHAMPIONSHIP GAME – 1999 Tennessee 33, Jacksonville 14 January 23, 2000 • Alltel Stadium

The Titans advanced to the Super Bowl for the first time in franchise history by defeating the Jacksonville Jaguars for the third time in the same season, 33-14, at Alltel Stadium. Steve McNair ran for 91 yards and two second-half touchdowns, combining with Eddie George for 177 yards rushing on the afternoon. The Titans' defense turned in a dominant performance, forcing six Jacksonville turnovers, including two fumbles and two interceptions from Mark Brunell. Jacksonville led 14-7 on a 33-yard TD run by James Stewart. But the Titans then scored 26 unanswered points, including an Al Del Greco 34-yard field goal that cut the Jaguar lead to 14-10 at halftime. McNair scored on a 1-yard run with 9:24 remaining in the third quarter, and after Mark Brunell was dropped for a safety, Derrick Mason ran the ensuing free kick 80 yards for a touchdown. McNair scored his second touchdown of the game with seven minutes remaining, sealing the 33-14 outcome. The win gave the Titans their first AFC Championship since the AFL-NFL merger, and advanced them to Super Bowl XXXIV against St. Louis.

Jacksonville	. . . 7	7	0	0	14
Tennessee	. . . 7	3	16	7	33

TEAM	SCORING PLAY	QTR-LEFT
Jaguars	K. Brady 7 pass from M. Brunell (M. Hollis, kick)	1-11:20
Titans	Y. Thigpen 9 pass from S. McNair (Del Greco kick)	1-5:30
Jaguars	J. Stewart 33 run (M. Hollis, kick)	2-4:36
Titans	A. Del Greco 34 field goal	2-0:20
Titans	S. McNair 1 run (Del Greco, kick)	3-9:24
Titans	M. Brunell sacked by J. Evans & J. Fisk for safety	3-5:13
Titans	D. Mason 80 kickoff return (Del Greco, kick)	3-4:56
Titans	S. McNair 1 run (Del Greco, kick)	4-6:59

Missed FG: None  
Attendance: 75,206

	Jaguars	Titans
First downs	20	17
3rd-down conversion-att	3-10-30%	3-10-30%
4th-down conversion-att	0-2-0%	0-0-0%
Total yards	360	289
Rushing yards	144	177
Passing yards	216	112
Passes-comp.-Int.	38-19-2	23-14-1
Punts-avg.	3-45.3	5-39.8
Punt return yards	3-2	2-14
Kickoff return yards	6-80	4-174
Fumbles-lost	5-4	5-3
Penalties-yards	9-100	5-39
Field goals made-att	0-0	1-1
Time of possession	28:24	31:36

RUSHING									
TITANS	Att	Yds	Lg	TD	JAGUAR	Att	Yds	Lg	TD
S. McNair	9	91	51	2	F. Taylor	19	110	31	0
E. George	25	86	20	0	J. Stewart	3	35	33	1
					M. Brunell	1	-1	-1	0
<b>TOTALS</b>	<b>34</b>	<b>177</b>	<b>51</b>	<b>2</b>	<b>TOTALS</b>	<b>23</b>	<b>144</b>	<b>33</b>	<b>1</b>

PASSING									
TITANS	Att	Comp	Yds	TD-1	JAGUAR	Att	Comp	Yds	TD-1
S. McNair	23	14	112	1-1	M. Brunell	38	19	226	1-2
<b>TOTALS</b>	<b>23</b>	<b>14</b>	<b>112</b>	<b>1-1</b>	<b>TOTALS</b>	<b>38</b>	<b>19</b>	<b>226</b>	<b>1-2</b>

RECEIVING									
TITANS	Rec	Yds	Lg	TD	JAGUAR	Rec	Yds	Lg	TD
J. Harris	3	33	15	0	K. McCardell	6	67	18	0
E. George	3	19	15	0	J. Smith	5	92	37	0
I. Byrd	2	19	11	0	K. Brady	5	44	17	1
Y. Thigpen	2	16	9	1	F. Taylor	2	16	9	0
F. Wychuck	2	12	8	0	D. Jones	1	7	7	0
K. Dyson	1	12	1	0					
L. Neal	1	1	1	0					
<b>TOTALS</b>	<b>14</b>	<b>112</b>	<b>15</b>	<b>1</b>	<b>TOTALS</b>	<b>19</b>	<b>226</b>	<b>37</b>	<b>1</b>

### INDIVIDUAL DEFENSE (press box stats)

**TITANS – Leading Tackler:** E. Robinson 6-1-7. **Sacks:** B. Bishop 1.0, K. Holmes 1.0, J. Evans 0.5, J. Fisk 0.5. **Int.:** M. Robertson 1, D. Mitchell 1. **FF:** E. Robinson 2, B. Bishop 1, K. Holmes 1. **FR:** D. Walker 1, J. Kearse 1, J. Fisk 1.

**JAGUAR – Leading Tackler:** K. Hardy 6-4-10. **Sacks:** T. Brackens 1.0. **Int.:** F. Bryant 1. **FF:** T. Brackens 1, L. Marts 1, K. Hardy 1. **FR:** L. Marts 1, T. Brackens 1.

## SUPER BOWL XXXIV – 1999 St. Louis 23, Tennessee 16 January 30, 2000 • Georgia Dome

The Titans' magical season ended at the Georgia Dome, as receiver Kevin Dyson was stopped just short of the goal line on the game's last play by Rams linebacker Mike Jones in a 23-16 St. Louis victory. The play ended an inspired two-minute drive led by Steve McNair, who broke Super Bowl records for rushing yards by a quarterback in both one game and one play for the Titans. The Rams held a 9-0 lead at halftime, extending their lead to 16-0 on a nine yard TD reception by Torry Holt with 7:20 left in the third quarter. The Titans charged back on two touchdown runs by Eddie George, and tied the score at 16 on a 43-yard Al Del Greco field goal with 2:12 remaining. On the first play of the ensuing drive, Isaac Bruce broke free and scored on a 73-yard touchdown pass from Kurt Warner, giving the Rams a seven-point advantage. McNair then led a 12-play, 87-yard drive that culminated in the completion to Dyson. McNair's prolific day included 64 yards rushing. George, meanwhile, rushed for 95 yards to become the Titans' career playoff rushing leader.

St. Louis	. . . . . 3	6	7	7	23
Tennessee	. . . . . 0	0	6	10	16

TEAM	SCORING PLAY	QTR-LEFT
Rams	J. Wilkins 27 yd. field goal	1-3:00
Rams	J. Wilkins 29 yd. field goal	2-4:16
Rams	J. Wilkins 28 yd. field goal	2-0:15
Rams	T. Holt 9 yd. pass from K. Warner (J. Wilkins, kick)	3-7:20
Titans	E. George 1 yd. run (two-pt attempt failed)	3-0:14
Titans	E. George 2 yd. run (Del Greco, kick)	4-7:21
Titans	DelGreco 43 yd. field goal	4-2:12
Rams	I. Bruce 73 yd. pass from K. Warner (J. Wilkins,kick)	4-1:54

Missed FG: J. Wilkins 34WR, A. Del Greco 47WL, 47B  
Attendance: 72,625

	Rams	Titans
First downs	23	27
3rd-down conversion-att	5-12-42%	6-13-46%
4th-down conversion-att	0-1-0%	1-1-100%
Total yards	436	367
Rushing yards	29	159
Passing yards	407-20	362-20
Passes-comp.-Int.	45-24-0	36-22-0
Punts-avg.	2-38.2	3-43
Punt return yards	2-8	1-1
Kickoff return yards	4-55	5-122
Fumbles-lost	2-0	1-0
Penalties-yards	8-60	7-45
Field goals made-att	3-4	1-3
Time of possession	23:34	36:26

RUSHING									
TITANS	Att	Yds	Lg	TD	RAMS	Att	Yds	Lg	TD
E. George	28	95	13	2	M. Faulk	10	17	4	0
S. McNair	8	64	23	0	R. Holcombe	1	11	11	0
					K. Warner	1	1	1	0
					M. Horan	1	0	0	0
<b>TOTALS</b>	<b>36</b>	<b>159</b>	<b>23</b>	<b>2</b>	<b>TOTALS</b>	<b>13</b>	<b>29</b>	<b>11</b>	<b>0</b>

PASSING									
TITANS	Att	Comp	Yds	TD-1	RAMS	Att	Comp	Yds	TD-1
S. McNair	36	22	214	0-0	K. Warner	45	24	414	2-0
<b>TOTALS</b>	<b>36</b>	<b>22</b>	<b>214</b>	<b>0-0</b>	<b>TOTALS</b>	<b>45</b>	<b>24</b>	<b>414</b>	<b>2-0</b>

RECEIVING									
TITANS	Rec	Yds	Lg	TD	RAMS	Rec	Yds	Lg	TD
J. Harris	7	64	21	0	T. Holt	7	109	32	1
F. Wychuck	5	35	13	0	I. Bruce	6	162	73	1
K. Dyson	4	41	16	0	M. Faulk	5	90	52	0
E. George	2	35	32	0	A. Hakim	1	17	17	0
I. Byrd	2	21	21	0	E. Conwell	1	16	16	0
D. Mason	2	18	9	0	R. Proehl	1	11	11	0
					R. Williams	1	9	9	0
					R. Holcombe	1	1	1	0
					F. Miller	1	-1	-1	0
<b>TOTALS</b>	<b>22</b>	<b>214</b>	<b>32</b>	<b>0</b>	<b>TOTALS</b>	<b>24</b>	<b>414</b>	<b>73</b>	<b>2</b>

### INDIVIDUAL DEFENSE (press box stats)

**TITANS – Leading Tackler:** B. Bishop 4-1-5, A. Dorsett 1-4-5.

**Sacks:** J. Fisk 1.0. **Int.:** None. **FF:** None. **FR:** None.

**RAMS – Leading Tackler:** B. Jenkins 9-3-12. **Sacks:** K. Carter 1. **Int.:** None. **FF:** B. Jenkins 1. **FR:** None.

## AFC DIVISIONAL PLAYOFF GAME – 2000 Baltimore 24, Tennessee 10 January 7, 2001 • Adelphia Coliseum

The Baltimore Ravens used big plays on defense and special teams to advance to the AFC Championship Game with a 24-10 victory over the Tennessee Titans at Adelphia Coliseum. Anthony Mitchell returned a blocked Al Del Greco field goal attempt 90 yards for a touchdown to break a 10-10 tie, and NFL Defensive Player of the Year Ray Lewis returned an interception 50 yards for a touchdown to seal Baltimore's win with 6:41 remaining in the fourth quarter. The Titans took control of the game early, as Eddie George capped off an opening drive that spanned 11 plays and 58 yards with a two-yard touchdown run. Regardless of the final score, it was a dominant performance by the Tennessee defense, as they held the Ravens to six first downs, 134 total yards, and only five completions by Baltimore quarterback Trent Dilfer. Offensively, the Titans dominated Baltimore in first downs (23 to 6), rushing yards (126 to 49) and passing yards (91 to 85), but Baltimore's big plays were ultimately too much to overcome. The loss ended the Titans' reign as AFC Champions and their season at 13-4.

Baltimore	....0	7	3	14	24
Tennessee	....7	0	3	0	10

TEAM	SCORING PLAY	QTR-LEFT
Titans	E. George 2 run (A. Del Greco, kick)	1-7:43
Ravens	Ja. Lewis 1 run (M. Stover, kick)	2-9:46
Titans	A. Del Greco 21 field goal	3-8:14
Ravens	M. Stover 38 field goal	3-3:05
Ravens	A. Mitchell 90 field goal return (M. Stover, kick)	4-12:12
Ravens	R. Lewis 50 interception return (M. Stover, kick)	4-6:41

**Missed FG:** A. Del Greco 45B, 31LU, 37B  
**Attendance:** 68,527

	Ravens	Titans
First downs	6	23
3rd-down conversion-att	2-11-18%	5-16-31%
4th-down conversion-att	0-0-0%	0-0-0%
Total yards	134	317
Rushing yards	49	126
Passing yards	85	191
Passes-comp.-Int.	17-5-0	47-25-1
Punts-avg.	8-27.6	5-37.8
Punt return yards	1-4	2-5
Kickoff return yards	3-69	4-55
Fumbles-lost	0-0	0-0
Penalties-yards	7-50	6-55
Field goals made-att	1-1	1-4
Time of possession	19:31	40:29

RUSHING									
TITANS	Att	Yds	Lg	TD	RAVENS	Att	Yds	Lg	TD
E. George	27	91	15	1	Ja. Lewis	17	47	14	1
S. McNair	5	31	11	0	T. Dilfer	4	1	4	0
R. Thomas	1	4	4	0	Je. Lewis	1	1	1	0
					S. Cash	1	0	0	0
<b>TOTALS</b>	<b>33</b>	<b>126</b>	<b>15</b>	<b>1</b>	<b>TOTALS</b>	<b>23</b>	<b>49</b>	<b>14</b>	<b>1</b>

PASSING									
TITANS	Att	Comp	Yds	TD	RAVENS	Att	Comp	Yds	TD
S. McNair	46	24	176	0-1	T. Dilfer	16	5	117	0-0
N. O'Donnell	1	1	19	0-0	T. Banks	1	0	0	0-0
<b>TOTALS</b>	<b>47</b>	<b>25</b>	<b>195</b>	<b>0-1</b>	<b>TOTALS</b>	<b>17</b>	<b>5</b>	<b>117</b>	<b>0-0</b>

RECEIVING									
TITANS	Rec	Yds	Lg	TD	RAVENS	Rec	Yds	Lg	TD
E. George	8	5	10	0	Q. Ismail	3	53	33	0
D. Mason	7	88	19	0	S. Sharpe	1	56	56	0
F. Wycheck	5	31	13	0	B. Stokley	1	8	8	0
Y. Thigpen	3	25	11	0					
E. Kinney	1	9	9	0					
S. McNair	1	-10	-10	0					
<b>TOTALS</b>	<b>25</b>	<b>195</b>	<b>19</b>	<b>0</b>	<b>TOTALS</b>	<b>5</b>	<b>117</b>	<b>56</b>	<b>0</b>

**INDIVIDUAL DEFENSE (press box stats)**  
**TITANS – Leading Tackler:** R. Godfrey 7-2-9. **Sacks:** R. Godfrey 1.0, J. Fisk 1.0, H. Ford 1.0. **Int.:** None. **FF:** None. **FR:** None.

**RAVENS – Leading Tackler:** R. Lewis 9-3-12. **Sacks:** S. Adams 1.0. **Int.:** R. Lewis 1. **FF:** None. **FR:** None.

## AFC DIVISIONAL PLAYOFF GAME – 2002 Tennessee 34, Pittsburgh 31 (OT) January 11, 2003 • Adelphia Coliseum

Joe Nedney got a chance for redemption and made a 26-yard field goal 2:15 into overtime that gave the Titans a bruising 34-31 playoff victory over the Pittsburgh Steelers. The kick was the result of a penalty on the previous play by cornerback Dewayne Washington. He drew a 5-yard flag for running into Nedney, giving the kicker another chance after he hooked a 31-yard attempt wide right. Titans quarterback Steve McNair passed for 338 yards and two touchdowns in the game, while tight end Frank Wycheck set a career high with 123 yards on 10 receptions. The Titans scored the game's first 14 points on McNair and Eddie George runs before the Steelers responded with 20 unanswered points. Wycheck and Erron Kinney each caught touchdown passes in the second half. Nedney's game-winner gave the Titans their first victory in four playoff games against Pittsburgh and propelled them into the AFC Championship Game at Oakland.

Pittsburgh	...0	13	7	11	0	31
Tennessee	...14	0	14	3	3	34

TEAM	SCORING PLAY	QTR-LEFT
Tenn.	S. McNair 8 run (J. Nedney, kick)	1-11:01
Tenn.	E. George 1 run (J. Nedney, kick)	1-0:17
Pitt.	H. Ward 8 pass from T. Maddox (J. Reed, kick)	2-9:29
Pitt.	J. Reed 30 field goal	2-6:47
Pitt.	J. Reed 39 field goal	2-0:00
Pitt.	A. Zereoue 31 run (J. Reed, kick)	3-14:37
Tenn.	F. Wycheck 7 pass from S. McNair (Nedney, kick)	3-9:37
Tenn.	E. Kinney 2 pass from S. McNair (Nedney, kick)	3-4:38
Pitt.	H. Ward 21 pass from T. Maddox (Ward-Burress pass)	4-10:09
Pitt.	J. Reed 40 yd. field goal	4-8:30
Tenn.	J. Nedney 42 yd. field goal	4-5:40
Tenn.	J. Nedney 26 yd. field goal	5-12:45

**Missed FG:** J. Reed 44WL, J. Nedney 48WR  
**Attendance:** 68,809

	Steelers	Titans
First downs	21	29
3rd-down conversion-att	4-14-29%	12-18-67%
4th-down conversion-att	0-0-0%	1-1-100%
Total yards	324	430
Rushing yards	67	99
Passing yards	257	331
Passes-comp.-Int.	42-21-1	45-27-2
Punts-avg.	6-31.8	4-28.8
Punt return yards	2-14	1-9
Kickoff return yards	6-138	7-116
Fumbles-lost	0-0	2-2
Penalties-yards	6-41	8-92
Field goals made-att	3-4	2-3
Time of possession	24:43	37:32

RUSHING									
TITANS	Att	Yds	Lg	TD	STEELERS	Att	Yds	Lg	TD
E. George	15	33	9	1	A. Zereoue	14	49	31	1
S. McNair	8	29	8	1	A. Randle El	1	11	11	0
D. Mason	2	20	16	0	J. Bettis	3	6	4	0
R. Holcombe	11	17	11	0	H. Ward	2	1	1	0
<b>TOTALS</b>	<b>36</b>	<b>99</b>	<b>16</b>	<b>2</b>	<b>TOTALS</b>	<b>20</b>	<b>67</b>	<b>31</b>	<b>1</b>

PASSING									
TITANS	Att	Comp	Yds	TD	STEELERS	Att	Comp	Yds	TD
S. McNair	44	27	338	2-2	T. Maddox	41	21	266	2-1
N. O'Donnell	1	0	0	0-0	A. Randle El	1	0	0	0-0
<b>TOTALS</b>	<b>45</b>	<b>27</b>	<b>338</b>	<b>2-2</b>	<b>TOTALS</b>	<b>42</b>	<b>21</b>	<b>266</b>	<b>2-1</b>

RECEIVING									
TITANS	Rec	Yds	Lg	TD	STEELERS	Rec	Yds	Lg	TD
F. Wycheck	10	123	39	1	H. Ward	7	82	21	2
D. Bennett	7	85	20	0	A. Randle El	4	53	30	0
D. Mason	5	47	18	0	T. Mathis	3	40	22	0
J. McCarreins	2	53	31	0	P. Burress	2	62	40	0
E. Kinney	2	20	18	1	D. Kreider	2	14	8	0
R. Holcombe	1	10	10	0	A. Zereoue	2	10	6	0
					C. Matfala	1	5	5	0
<b>TOTALS</b>	<b>27</b>	<b>338</b>	<b>39</b>	<b>2</b>	<b>TOTALS</b>	<b>21</b>	<b>266</b>	<b>40</b>	<b>2</b>

**INDIVIDUAL DEFENSE (press box stats)**  
**TITANS – Leading Tackler:** K. Bulluck 5-4-9. **Sacks:** D. Mitchell 1.0. **Int.:** S. Rolle 1. **FF:** None. **FR:** None.  
**STEELERS – Leading Tackler:** L. Flowers 9-2-11, L. Foote 7-4-11. **Sacks:** K. Von Oelhoffen 1.0. **Int.:** D. Townsend 1, C. Scott 1. **FF:** C. Hampton 1. **FR:** L. Flowers 1, A. Smith 1.



# PLAYOFF SUMMARIES

## AFC CHAMPIONSHIP GAME – 2002

Oakland 41, Tennessee 24

January 19, 2003 • Network Associates Stadium

The Raiders scored 10 unanswered points in the fourth quarter, closing out the Titans 41-24 to advance to Super Bowl XXXVII against Tampa Bay. Steve McNair's second rushing touchdown of the game pulled Tennessee within 27-24 at the end of the third quarter, but Rich Gannon scored on a 2-yard run and Zack Crockett added a 7-yard scoring run, ending a drive that consumed 6:29 on the clock late in the contest. The game's momentum changed before halftime when Oakland turned back-to-back fumbles by Tennessee into 10 points to close out the first half, taking a 24-17 lead at intermission. The Titans had scored 10 unanswered points to take their first lead of the game, 17-14, on McNair's 9-yard rushing touchdown. But a fumble by Robert Holcombe turned into a 1-yard touchdown pass from Gannon to Doug Jolley two plays later. Then John Simon fumbled the ensuing kickoff which Sebastian Janikowski turned into a 43-yard field goal as time expired at intermission.

Tennessee	...	7	10	7	0	24
Oakland	....	14	10	3	14	41

TEAM	SCORING PLAY	QTR-LEFT
Oak.	J. Porter 3 pass from R. Gannon (Janikowski, kick)	1-10:59
Tenn.	D. Bennett 33 pass from S. McNair (Nedney, kick)	1-5:59
Oak.	C. Garner 12 pass from R. Gannon (S. Janikowski, kick)	1-2:47
Tenn.	J. Nedney 29 field goal	2-12:39
Tenn.	S. McNair 9 run (Nedney, kick)	2-2:47
Oak.	S. Jolley 1 pass from R. Gannon (Janikowski, kick)	2-1:00
Oak.	S. Janikowski 43 field goal	2-0:00
Oak.	S. Janikowski 32 field goal	3-4:29
Tenn.	S. McNair 13 run (C. Hentrich, kick)	3-0:31
Oak.	R. Gannon 2 run (Janikowski, kick)	4-11:27
Oak.	Z. Crockett 7 run (Janikowski, kick)	4-3:25

Missed FG: None  
Attendance: 62,544

	Raiders	Titans
First downs	25	28
3rd-down conversion-att	4-9-44%	6-12-50%
4th-down conversion-att	0-0-0%	0-2-0%
Total yards	375	312
Rushing yards	89	138
Passing yards	286	174
Passes-comp.-Int.	41-29-0	36-21-0
Punts-avg	3-40	3-32.0
Punt return yards	0-0	1-11
Kickoff return yards	5-143	7-131
Fumbles-lost	3-1	2-2
Penalties-yards	14-127	7-60
Field goals made-att	2-2	1-1
Time of possession	26:25	33:35

### RUSHING

TITANS	Att	Yds	Lg	TD	RAIDERS	Att	Yds	Lg	TD
E. George	15	67	17	0	R. Gannon	8	41	14	1
S. McNair	5	53	16	2	C. Garner	7	36	18	0
R. Holcombe	9	24	7	0	Z. Crockett	1	7	7	1
C. Hentrich	1	-6	-6	0	T. Whately	1	5	5	0
<b>TOTALS</b>	<b>30</b>	<b>138</b>	<b>17</b>	<b>2</b>	<b>TOTALS</b>	<b>17</b>	<b>89</b>	<b>18</b>	<b>2</b>

### PASSING

TITANS	Att	Comp	Yds	TD	RAIDERS	Att	Comp	Yds	TD
S. McNair	36	21	194	1-0	R. Gannon	41	29	286	3-0
<b>TOTALS</b>	<b>36</b>	<b>21</b>	<b>194</b>	<b>1-0</b>	<b>TOTALS</b>	<b>41</b>	<b>29</b>	<b>286</b>	<b>3-0</b>

### RECEIVING

TITANS	Rec	Yds	Lg	TD	RAIDERS	Rec	Yds	Lg	TD
D. Mason	5	41	14	0	T. Brown	9	73	14	0
R. Holcombe	5	25	9	0	C. Garner	7	55	17	1
F. Wycheck	4	41	18	0	J. Rice	5	79	29	0
D. Bennett	3	58	33	1	J. Porter	4	52	31	1
E. Kinney	2	15	14	0	D. Jolley	3	13	7	1
E. George	1	9	9	0	J. Ritchie	1	14	14	0
E. Berlin	1	5	5	0					
<b>TOTALS</b>	<b>21</b>	<b>194</b>	<b>33</b>	<b>1</b>	<b>TOTALS</b>	<b>29</b>	<b>286</b>	<b>31</b>	<b>3</b>

### INDIVIDUAL DEFENSE (press box stats)

**TITANS – Leading Tackler:** D. Mitchell 7-1-8. **Sacks:** None. **Int.:** None. **FF:** T. Williams 1, K. Carter 1. **FR:** S. Rolle 1.  
**RAIDERS – Leading Tackler:** E. Barton 7-1-8, C. Woodson 5-3-8. **Sacks:** N. Harris 1, J. Parrella 1. **Int.:** None. **FF:** E. Barton 1. **FR:** A. Dorsett 1.

## AFC WILD CARD PLAYOFF GAME – 2003

Tennessee 20, Baltimore 17

January 3, 2004 – M&T Bank Stadium

NFL career scoring leader Gary Anderson kicked a 46-yard field goal with 29 seconds left after a courageous effort by a limping Steve McNair, giving the Titans a 20-17 victory in the first-round AFC Wild Card playoff game. McNair, named the league's co-MVP just 24 hours before kickoff, engineered an eight-play, 35-yard drive to set up the winning kick, and Eddie George finished with 88 yards on 25 carries, despite playing with a dislocated shoulder in the second half. In the process, Tennessee snapped a five-game losing streak against the Ravens. The Titans held 2003 NFL rushing champion Jamal Lewis to a season-low 35 yards. The Titans got the better of Ravens linebacker Ray Lewis, the AP NFL Defensive Player of the Year. George ran repeatedly at him all game, dispelling any myth that Lewis owned the 1-on-1 battle. The Titans took a 14-10 lead in the third quarter when McNair threw a 49-yard touchdown pass to Justin McCareins. Tennessee took a 7-0 lead in the first quarter on Chris Brown's first career touchdown from six yards out. The Titans held Lewis to 12 yards rushing on seven carries in the first half and outgained Baltimore 108-15 in the first quarter.

Tennessee	...	7	0	7	6	20
Baltimore	....	7	3	0	7	17

TEAM	SCORING PLAY	QTR-LEFT
Tenn.	C. Brown 6 run (G. Anderson, kick)	1-8:54
Balt.	W. Demps 56 interception return (M. Stover, kick)	1-6:12
Balt.	M. Stover 43 field goal	2-1:55
Tenn.	J. McCareins 49 pass from S. McNair (G. Anderson, kick)	3-7:59
Tenn.	G. Anderson 45 field goal	4-9:13
Balt.	T. Heap 35 pass from A. Wright (M. Stover, kick)	4-4:30
Tenn.	G. Anderson 46 field goal	4-0:29

Missed FG: None  
Attendance: 69,452

	Ravens	Titans
First downs	12	16
3rd-down conversion-att	3-12-25%	6-15-40%
4th-down conversion-att	0-0-0%	0-0-0%
Total yards	255	324
Rushing yards	54	165
Passing yards	201	159
Passes-comp.-Int.	37-20-2	23-14-3
Punts-avg.	8-48.8	6-44.7
Punt return yards	2-2	6-70
Kickoff return yards	4-79	4-61
Fumbles-lost	1-0	0-0
Penalties-yards	8-70	6-55
Field goals made-att	1-1	2-2
Time of possession	24:52	35:08

### RUSHING

TITANS	Att	Yds	Lg	TD	RAVENS	Att	Yds	Lg	TD
E. George	25	88	13	0	J. Lewis	14	35	8	0
C. Brown	11	61	16	1	A. Wright	2	19	11	0
S. McNair	4	16	9	0					
<b>TOTALS</b>	<b>40</b>	<b>165</b>	<b>16</b>	<b>1</b>	<b>TOTALS</b>	<b>16</b>	<b>54</b>	<b>11</b>	<b>0</b>

### PASSING

TITANS	Att	Comp	Yds	TD	RAVENS	Att	Comp	Yds	TD
S. McNair	23	14	159	1-3	A. Wright	37	20	214	1-2
<b>TOTALS</b>	<b>23</b>	<b>12</b>	<b>159</b>	<b>1-3</b>	<b>TOTALS</b>	<b>37</b>	<b>20</b>	<b>214</b>	<b>1-2</b>

### RECEIVING

TITANS	Rec	Yds	Lg	TD	RAVENS	Rec	Yds	Lg	TD
D. Mason	3	28	12	0	T. Taylor	7	82	30	0
J. McCareins	2	62	49	1	T. Heap	6	80	35	1
F. Wycheck	2	17	14	0	C. Taylor	2	19	16	0
E. Kinney	2	12	6	0	T. Jones	2	16	9	0
E. George	2	9	6	0	J. Lewis	2	4	6	0
D. Bennett	1	17	17	0	M. Robinson	1	13	13	0
T. Calico	1	12	12	0					
C. Brown	1	2	2	0					
<b>TOTALS</b>	<b>14</b>	<b>159</b>	<b>49</b>	<b>1</b>	<b>TOTALS</b>	<b>20</b>	<b>214</b>	<b>35</b>	<b>1</b>

### INDIVIDUAL DEFENSE (press box stats)

**TITANS – Leading Tackler:** K. Bulluck 8-0-8. **Sacks:** A. Haynesworth 1.0, K. Carter 1. **Int.:** S. Rolle 1, A. Dyson 1. **FF:** None. **FR:** None.  
**RAVENS – Leading Tackler:** R. Lewis 11-6-17. **Sacks:** None. **Int.:** W. Demps 1, C. McAllister 1, E. Reed 1. **FF:** None. **FR:** None.

Front Office

Coaching Staff

Players

Rookies

2007 Season

Records

History

Playoff History

Sidelines

## AFC DIVISIONAL PLAYOFF GAME – 2003 New England 17, Tennessee 14 January 10, 2004 – Gillette Stadium

NFL co-MVP Steve McNair almost single-handedly took Tennessee downfield in the final minutes. But the man playing with a cracked bone spur in his left ankle saw his final pass fall in and out of the hands of Drew Bennett with 1:45 remaining in a 17-14 playoff loss to the eventual Super Bowl champion New England Patriots. The Titans (13-5) were trying to return to the AFC Championship for the third time in five seasons, and McNair nearly got them there. He tied the game with an 11-yard touchdown pass to Derrick Mason in the third quarter on a drive in which he was a perfect five of five for 59 yards. But the Titans came up just short on the final drive that included a pair of controversial calls against Tennessee. The game-time temperature at kickoff was four degrees with a wind-chill of minus 10. Winds were blowing at 10 mph. It marked the coldest game in both Patriots and Titans history. Rookie running back Chris Brown scored his second career touchdown – and second of the post-season – when he crossed the end zone from five yards out to tie the game at 7 in the first quarter.

Tennessee	. . . 7	0	7	0	14
New England	. . 7	7	0	3	17

TEAM	SCORING PLAY	QTR-LEFT
N.E.	B. Johnson 41 pass from T. Brady (Vinatieri, kick)	1-10:59
Tenn.	C. Brown 5 run (G. Anderson, kick)	1-7:31
N.E.	A. Smith 1 run (A. Vinatieri, kick)	2-13:46
Tenn.	D. Mason 11 pass from S. McNair (G. Anderson, kick)	3-4:14
N.E.	A. Vinatieri 46 yd. field goal	4-4:06

**Missed FG:** G. Anderson 31B, A. Vinatieri 44WL  
**Attendance:** 68,436

	Patriots	Titans
First downs	18	16
3rd-down conversion-att	7-16-44%	7-13-54%
4th-down conversion-att	2-3-67%	0-1-0%
Total yards	297	284
Rushing yards	96	84
Passing yards	201	200
Passes-comp.-Int.	41-21-0	26-18-1
Punts-avg.	4-27.0	4-34.0
Punt return yards	1-9	0-0
Kickoff return yards	3-48	4-92
Fumbles-lost	1-1	0-0
Penalties-yards	2-14	9-55
Field goals made-att	1-2	0-1
Time of possession	28:02	31:58

		RUSHING								
		Att	Yds	Lg	TD	PATRIOTS	Att	Yds	Lg	TD
E. George	16	48	9	0	A. Smith	16	69	17	1	
C. Brown	7	35	13	1	K. Faulk	5	22	8	0	
S. McNair	2	11	12	0	T. Brady	5	5	5	0	
F. Wycheck	1	-10	-10	0	L. Centers	1	0	0	0	
<b>TOTALS</b>	<b>26</b>	<b>84</b>	<b>13</b>	<b>1</b>	<b>TOTALS</b>	<b>27</b>	<b>96</b>	<b>17</b>	<b>1</b>	

		PASSING								
		Att	Comp	Yds	TD-I	PATRIOTS	Att	Comp	Yds	TD-I
S. McNair	26	18	210	1-1	T. Brady	41	21	201	1-0	
<b>TOTALS</b>	<b>26</b>	<b>18</b>	<b>210</b>	<b>1-1</b>	<b>TOTALS</b>	<b>41</b>	<b>21</b>	<b>201</b>	<b>1-0</b>	

		RECEIVING								
		Rec	Yds	Lg	TD	PATRIOTS	Rec	Yds	Lg	TD
D. Mason	7	90	28	1	D. Givens	4	26	8	0	
D. Bennett	3	48	24	0	C. Fauria	3	42	19	0	
J. McCareins	2	11	0	0	K. Faulk	3	31	19	0	
F. Wycheck	2	9	6	0	D. Branch	3	10	6	0	
E. George	2	7	4	0	B. Johnson	2	55	41	1	
T. Calico	1	30	30	0	T. Brown	2	11	7	0	
E. Kinney	1	5	5	0	D. Ward	1	22	22	0	
					L. Centers	1	4	4	0	
					A. Smith	1	1	1	0	
					D. Graham	1	-1	-1	0	
<b>TOTALS</b>	<b>18</b>	<b>210</b>	<b>30</b>	<b>1</b>	<b>TOTALS</b>	<b>21</b>	<b>201</b>	<b>41</b>	<b>1</b>	

### INDIVIDUAL DEFENSE (press box stats)

**TITANS – Leading Tackler:** P. Simon 9-3-12. **Sacks:** None.  
Int.: None. FF: K. Carter 1. FR: C. Hall 1.  
**PATRIOTS – Leading Tackler:** T. Bruschi 5-4-9. **Sacks:** W. McGinest 2.0, M. Vrabel 1.0. Int.: R. Harrison 1. FF: None. FR: None.

## AFC WILD CARD – 2007 Chargers 17, Titans 6 January 6, 2008 – Qualcomm Stadium

A pair of Rob Bironas field goals and a defense that held San Diego to 94 first-half yards enabled the Titans to take a 6-0 halftime lead in their first playoff game in four years. But San Diego scored 17 unanswered points in the second half, exploding for 256 yards, in a 17-6 victory at Qualcomm Stadium. Running back LaDainian Tomlinson was held to 42 yards, but got to celebrate the first playoff victory in three tries in his brilliant career. The Titans bottled up Tomlinson, the two-time NFL rushing champion, and dared quarterback Philip Rivers to beat them. The second-year starter did just that, throwing a 25-yard touchdown pass to Vincent Jackson late in the third quarter that gave San Diego its first lead at 10-6. Tomlinson finally found the end zone midway through the fourth quarter on a fourth-down leap over the pile from inside the 1-yard line that survived a video replay. Tennessee's defense dominated in the first half, holding San Diego to just 10 total yards and without a first down in the first quarter.

Tennessee	. . . 3	3	0	0	6
Sand Diego	. . . 0	0	10	7	17

TEAM	SCORING PLAY	QTR-LEFT
Tenn.	R. Bironas 30 field goal	1- 9:37
Tenn.	R. Bironas 44 field goal	2- 0:00
SD	N. Kaeding 20 field goal	3- 9:41
SD	V. Jackson 25 pass from P. Rivers (N. Kaeding kick)	3- 2:35
SD	L. Tomlinson 1 run (N. Kaeding Kick)	4- 8:45

**Missed FG:** Kaeding, SD (45WR); Bironas, Tenn. (38WL)  
**Attendance:** 65,640

	Titans	Chargers
First downs	15	17
3rd-down conversion-att	9-16-56%	8-15-53%
4th-down conversion-att	0-0-0%	1-1-100%
Total yards	248	350
Rushing yards	119	68
Passing yards	129	282
Passes-comp.-Int.	29-16-1	30-19-1
Sacked-yards	3-9	1-10
Punts-avg.	5-39.6	4-40.8
Punt return yards	2-15	2-12
Kickoff return yards	4-71	2-40
Fumbles-lost	1-1	1-0
Penalties-yards	6-38	5-53
Field goals made-att	2-3	1-2
Time of possession	27:41	32:19

		RUSHING								
		Att	Yds	Lg	TD	CHARGERS	Att	Yds	Lg	TD
L. White	19	69	13	0	L. Tomlinson	21	42	12	1	
A. Hall	3	14	11	0	M. Turner	9	28	11	0	
C. Brown	4	13	5	0	P. Rivers	2	-2	-1	0	
V. Young	2	12	9	0						
C. Davis	1	11	11	0						
C. Henry	1	0	0	0						
<b>TOTALS</b>	<b>30</b>	<b>119</b>	<b>13</b>	<b>0</b>	<b>TOTALS</b>	<b>32</b>	<b>68</b>	<b>12</b>	<b>1</b>	

		PASSING								
		Att	Comp	Yds	TD-I	BILLS	Att	Comp	Yds	TD-I
V. Young	29	16	138	0-1	P. Rivers	30	19	292	1-1	
<b>TOTALS</b>	<b>29</b>	<b>16</b>	<b>138</b>	<b>0-1</b>	<b>TOTALS</b>	<b>30</b>	<b>19</b>	<b>292</b>	<b>1-1</b>	

		RECEIVING								
		Rec	Yds	Lg	TD	CHARGERS	Rec	Yds	Lg	TD
B. Troupe	3	44	26	0	C. Chambers	6	121	39	0	
E. Moulds	3	18	10	0	V. Jackson	5	114	34	1	
B. Hartsock	3	16	6	0	L. Tomlinson	3	19	9	0	
B. Ealy	2	17	9	0	B. Manumateua	2	18	9	0	
C. Davis	2	11	7	0	A. Gates	2	15	16	0	
J. Gage	1	19	19	0	C. Davis	1	5	5	0	
A. Hall	1	16	16	0						
L. White	1	-3	-3	0						
<b>TOTALS</b>	<b>16</b>	<b>138</b>	<b>26</b>	<b>0</b>	<b>TOTALS</b>	<b>19</b>	<b>292</b>	<b>39</b>	<b>1</b>	

### INDIVIDUAL DEFENSE

(Opponents - press box stats; Titans - coaching stats)  
**TITANS – Leading Tackler:** K. Bulluck 10-8-2. **Sacks:** C. Finnegan 1-10. Int.: C. Finnegan 1. FF: C. Finnegan 1. FR: None.  
**CHARGERS – Leading Tackler:** S. Phillips 10-9-1. **Sacks:** S. Merriman 1-4, J. Cesaire 1-3, L. Castillo 1-2. Int.: D. Florence 1. FF: S. Merriman 1. FR: S. Phillips 1.

## 1999 Super Bowl Run

Front Office

Coaching Staff

Players

Rookies



2007 Season

Records

History

Playoff History

Sidelines





Front Office

Coaching Staff

Players

Rookies

2007 Season

Records

History

Playoff History

Sidelines



The Titans play in one of the NFL's premier stadiums with a 69,143-seat, open-air, natural-grass facility located on 105 acres on the east bank of the Cumberland River overlooking downtown Nashville. It was built by HOK Sports Facilities Group of Kansas City, Mo, the same group that has designed many new NFL stadiums, including ones for the Cleveland Browns and Cincinnati Bengals. HOK also built stadiums for the Jaguars, Panthers, and Dolphins, among other sports facilities and arenas.

**Among the features:**

- Open-air, natural grass
- 175 corporate suites
- Two 25,000-square foot club lounges with access to high-quality food and beverage services, sit-down eating areas, closed circuit TV's and sound systems
- 12,000 club seats
- 60 concession stands throughout stadium
- Three locker rooms
- Two scoreboards with new state-of-the-art video screens located on north and south ends of stadium
- Four suite elevators

- More than 2,000 trees planted within the 105 acres
- 7,500 parking spaces available on-site with more than 20,000 existing parking spaces nearby
- Space for 400 wheelchair patrons and associated companion seats
- 90 parking spaces for disabled
- Bermuda sod
- Sophisticated field irrigation and drainage system
- State-of-the-art press box
- 10-year naming rights agreement with Louisiana Pacific announced in 2006.



**One Titans Way  
Nashville, TN 37213  
615-565-4300**

**Media Information**

- Media Will Call/Entrance: Gate 6
- Taxi Service: 615-256-0101




On May 15, 1998, Titans owner K.S. "Bud" Adams, Jr., selected a 31-acre site at the MetroCenter complex in Nashville as the team's permanent practice location. Since that time, a beautiful multi-million dollar facility has been built by Nashville-based Powell Building Group on the property, located just north of downtown Nashville about five miles from LP Field.

The team moved into the facility on Aug. 26, 1999, the day after training camp completed and the day before the first preseason game at LP Field. The 80,000-square-foot, state-of-the-art building contains lockers, weight rooms, meeting rooms and offices for coaches, players and administrative staff. The building also features an auditorium with seating for 125 people, as well as other meeting rooms.

Designed to exceed the standards of all previous training and practice facilities, the weight training center and rehabilitation treatment facility sets the model for all professional sports. The facility boasts three outdoor practice fields with natural grass, plus an enclosed field with Field Turf. Logistically, each field is identical to the game field at LP Field, from the 100-yard length, to the geographic orientation. The longitudinal center of each field is 24 degrees west of north, just like the field at LP Field, enabling the Titans to practice in the same slanting sunlight they face on Sundays.

The site, selected from more than 60 sites reviewed, was purchased from MetroCenter properties. The facility occupies a peninsula that joins into the lake across from the Fountain Square commercial development. Among the leading builders in Middle Tennessee, Powell was chosen for its state-of-the-art construction planning and building techniques.



*Located just minutes from downtown Nashville, Baptist Sports Park is a state-of-the-art facility that also contains offices for team's administrative staff. The Titans have conducted training camp at the facility since it opened in 1999.*

## **TRAINING CAMP LOCATIONS**

- 1960** . . . . . University of Houston, Houston, Texas
- 1961-62** . . . . . Ellington Air Force Base, Webster, Texas
- 1963** . . . . . Air Force Academy, Colorado Springs, Colo.
- 1964-66** . . . . . Oilers Training Facility, Houston, Texas
- 1967-73** . . . . . Schreiner Institute, Kerrville, Texas
- 1974-76** . . . . . Sam Houston State University, Huntsville, Texas
- 1977** . . . . . Stephen F. Austin State University, Nacogdoches, Texas
- 1978-87** . . . . . San Angelo State University, San Angelo, Texas
- 1988-90** . . . . . Southwest Texas State University, San Marcos, Texas
- 1991-96** . . . . . Trinity University, San Antonio, Texas
- 1997-98** . . . . . Tennessee State University, Nashville, Tenn.
- 1999** . . . . . Baptist Sports Park, Nashville, Tenn. (Bellevue)
- 2000-08** . . . . . Baptist Sports Park, Nashville, Tenn. (MetroCenter)

*(spent first two weeks of 2006 training camp at Austin Peay St. University in Clarksville, Tenn.)*



*Mike Keith*      *Frank Wycheck*      *Larry Stone*

Front Office  
 Coaching Staff  
 Players  
 Rookies  
 2007 Season  
 Records  
 History  
 Playoff History  
 Sidelines

As fans across the Mid-South celebrate the 10th season of the Titans, they can follow every snap with the Titans Radio team. Mike Keith, Frank Wycheck and Larry Stone have been there for every play of those 10 seasons.

Keith, the first "Voice of the Titans," has spent the first 10 seasons of Titans football not only calling a multitude of exciting moments, but serving as the team's ambassador across the region. Keith began this anniversary year in a familiar place: Tennessee's Sportscaster of the Year, an honor he's taken home three straight years.

Keith and Stone's presence with the NFL dates back to the 1997 season when Stone became executive producer and gameday host. A finalist for the Tennessee Sportscaster of the Year award in 2008, Stone helps craft a sports broadcast like none other on radio, leading the network to multiple awards for the network pregame and the network website, [www.titansradio.com](http://www.titansradio.com).

Though just three years into his tenure in the Titans Radio broadcast booth,

Wycheck stands as one of the pillars of the Titans' first 10 years in the Mid-South. The skills that made him one of Steve McNair's favorite targets now make him a fan favorite on the radio as the Titans' color analyst.

The award-winning Titans Radio team also includes Cody Allison, beginning his 10th season as sideline reporter, spotter Jon Justice, who also works the Titans locker room after each game, as well as producers David Reed and Jonathan Hutton, products of the Titans Radio internship program.

Titans Radio provides award-winning play-by-play coverage, postgame locker room access no one else has, the Mid-South's exclusive chance to talk with Coach Fisher every Tuesday night and daily updates from Mike Keith and Larry Stone. For 10-plus seasons, fans across the region have depended on Titans Radio for complete Titans coverage.

With more than 80 stations across the NFL's largest radio network, you are never far away from complete Titans coverage on Titans Radio. But we're not just on the air; TitansRadio.Com, named Middle Tennessee's best radio website, brings you the latest Titans news, exclusive audio, plus your chance to win Titans prizes and sound-off with other Titans fans. Click on TitansRadio.Com every day.

Complete coverage of your Tennessee Titans from the Mid-South's most-recognized team – as the second decade begins. This is Titans Radio.

## 2008 Titans Radio Affiliates

Arab	AL	WAFN	FM	92.7	Florence	AL	WQLT	FM	107.3	Morristown	TN	WCRK	AM	1150
Ashland City	TN	WQSV	AM	790	Franklin	TN	WAKM	AM	950	Murray	KY	WNBS	AM	1340
Birmingham	AL	WJOX	FM	100.5	Hartsville	TN	WTNK	AM	1090		KY	WFOC	AM	1130
Bowling Green	KY	WTPQ	FM	103.7	Henderson	KY	WSON	AM	860	Nashville	TN	WKDF	FM	103.3
Cadiz	KY	WKDZ	FM	106.5	Huntsville	AL	WRIT	FM	95.1	Paducah	KY	WKYX	AM	570
Calvert City	KY	WCCK	FM	95.7	Jackson	TN	WZDQ	FM	102.3			WPAD	AM	1560
Camden	TN	WFWL	AM	1220	Jackson	MS	WPBQ	AM	1240	Paris	TN	WMUF	AM	1000
		WRJB	FM	95.9	Knoxville	TN	WNOX	FM	100.3			WMUF	FM	104.7
Campbellsville	KY	WTCO	AM	1450	La Follette	TN	WOLA	FM	104.9	Parsons	TN	WKJQ	FM	97.3
Carthage	TN	WUCZ	FM	104.1	Lawrenceburg	TN	WDXE	AM	1370	Portland	TN	WQRR	AM	1270
Celina	TN	WVFB	FM	101.5			WDXE	FM	106.7	Princeton	KY	WAVJ	FM	104.9
Centerville	TN	WNKX	FM	96.7	Lebanon	TN	WANT	FM	98.9	Pulaski	TN	WKSJ	FM	98.3
		WNKX	AM	1570			WCOR	AM	1490	Scottsboro	AL	WWIC	AM	1050
Chattanooga	TN	WGOW	AM	1150	Leitchfield	KY	WMTL	AM	870	Shelbyville	TN	WZNG	AM	1400
		WGOW	FM	102.3			WKHG	FM	104.9	Spencer	TN	WTRZ	FM	103.9
Clarksville	TN	WJZM	AM	1400	Lewisburg	TN	WAXO	AM	1220	Stuttgart	AR	KWAK	FM	105.5
Columbia	TN	WMCP	AM	1280	Madisonville	KY	WWKY	FM	97.7	Sylacauga	AL	WFEB	AM	1340
Cookeville	TN	WBXE	FM	93.7	Manchester	TN	WMSR	AM	1320	Tri Cities	TN	WXSM	AM	640
Crossville	TN	WPBX	FM	99.3	Martin	TN	WCMT	AM	1410	Union City	TN	WQAK	FM	105.7
Dickson	TN	WDKN	AM	1260			WCMT	FM	101.3	Waverly	TN	WQMV	AM	1060
Elizabethtown	KY	WIEL	AM	1400	Mayfield	KY	WNGO	AM	1320	Waynesboro	TN	WWON	AM	930
Elkton	KY	WEKT	AM	1070	McKenzie	TN	WHDH	AM	1440	Winchester	TN	WCDD	AM	1340
Dyersburg	TN	WASL	AM	100.1	McMinnville	TN	WTRZ	FM	107.7					
Fayetteville	TN	WYTM	FM	105.5	Memphis	TN	WXMJ	FM	98.1					

"Titans All Access," the team's official magazine-style TV show, returns for its sixth season in 2008. Starting in mid-August, the 30-minute program airs for 20 weeks and is co-hosted by

"The Voice of the Titans" Mike Keith and Titans general manager Mike Reinfeldt.



Mike Keith



Mike Reinfeldt

Titans All Access is produced by Nashville's Fox 17 and airs on the station each Saturday night at 9:30 p.m. It also airs in Nashville on CW 58 Fridays at

9:30 p.m. and on MyTV 30 Saturdays right after SEC Football (approximately 2:30 p.m.). The show has again been picked up by affiliates in Memphis, Knoxville, Chattanooga, Jackson, Tri-Cities, Huntsville, Paducah and Birmingham.

With award-winning Fox 17 producer Dean McCondichie at the helm, TAA features a wide variety of long-form stories each week. Fans enjoy on- and off-field stories about players and their families, hear players and coaches "wired for sound" and enjoy Keith's weekly one-on-one chats with Titans players. Titans fans also welcome exclusive insights from Reinfeldt.

"We are very proud of Titans All Access. It is fast-paced, informative and exciting," said Don MacLachlan, executive vice president of administration for the Titans. "If you really want to know what is going on inside the Tennessee Titans, you watch Titans All Access."

In 2006, Titans All Access won its first Emmy, capturing the honor for a feature entitled "Real Men of Genius." In 2004, TAA won a national award for Best Sports Story from the highly-respected National Sportscasters and Sportswriters Association. The feature chosen as the country's best for 2003 was about the famed "Music City Miracle" play.



**"Titans All Access" Affiliates and Times**

**NASHVILLE**

- FOX 17  
Saturday, 9:30 pm CDT
- MyTV 30  
Saturday, 2:30 pm CDT  
(after SEC football)
- CW 58  
Friday, 9:30 pm CDT

**BIRMINGHAM**

- MyTV 68  
Saturday, 10:00pm CDT

**CHATTANOOGA**

- CBS 12  
Saturday, 11:30 pm EDT

**HUNTSVILLE**

- FOX 54  
Saturday, 6:30 pm CDT

**JACKSON**

- E+ TV 6  
Friday, 10:00 p.m. CDT  
Saturday, 12:00 p.m.  
Saturday, 5:00 p.m.  
Sunday, 11:00 a.m.

**KNOXVILLE**

- CBS 8  
Saturday, 11:35 p.m. EDT
- MyVLT 2  
(to be determined)

**MEMPHIS**

- MyTV 50  
Saturday, 5:00 p.m. CDT

**PADUCAH**

- MyTV 49  
Saturday, 9:30 am CDT

**TRI-CITIES**

- FOX 39  
Sunday, 11:30 am EDT

*Times subject to change*

Please Visit:  
**www.titansonline.com**  
for updated listings.

Front Office

Coaching Staff

Players

Rookies

2007 Season

Records

History

Playoff History

Sidelines



## Titans, LP Build Habitat For Humanity Home for Local Family

The dream for Saredia Evans and her four children (ages 5 to 17) was to one day own a home for her family. Little did she know that with the help of the Tennessee Titans, LP Building Products and Habitat for Humanity, her dream would become reality. For the second straight season, the Titans and LP contributed \$100 for each point scored during the 2007 season towards the sponsorship of a home for a hard-working, low-income Nashville family.

“If it wasn’t for LP, the Titans and Nashville Area Habitat, I wouldn’t have been able to purchase a home for me and my children and participate in the Habitat HOMEWORKS program,” said Evans. “I have learned a lot and very much appreciate all they have done.”

Each Saturday and Sunday during the month of March, Titans staff members and cheerleaders teamed up with Habitat, LP and the Evans family to literally build the house from the ground up.

“One of the first initiatives we had in our partnerships with LP was to work very closely with Habitat for Humanity in

Nashville,” said Don MacLachlan, Titans EVP of Administration and Facilities. “Often, the Titans are graded on the field by wins and losses, but when a family can sleep in their own home for the first time, it’s truly the highlight of our season.”

Since the Titans moved to Nashville, they have assisted in the sponsoring and building of five houses, helping the less fortunate reach heights they thought were unattainable.

“Saredia Evans and her children are the fifth Habitat partner family to be blessed by the Tennessee Titans,” said Chris McCarthy, CEO of the Nashville Area Habitat for

Humanity. “In 1999 they began working with us, and have helped five well-deserving families achieve the American dream of homeownership. With sponsors and hard-working volunteers like the Titans and LP, we can continue to break the cycle of poverty in Nashville by helping low-income families who cannot qualify for a conventional mortgage, purchase their own home. The Titans are truly making a difference to Nashville families on and off the field.”



*The Titans teamed up with Habitat for Humanity and LP to build a new home in Nashville for Saredia Evans and her family.*

## Titans, LP Also Team up to Benefit Pencil Foundation

The Tennessee Titans continue to partner with LP PENCIL Box for school supply drives benefiting economically disadvantaged Metro Nashville students.

LP PENCIL Box, a collaborative venture between PENCIL Foundation and LP Building Products, offers Metro teachers the opportunity to shop free for classroom school supplies, benefiting Nashville’s most needy school children. In its two-year history, nearly \$240,000 in supplies have been distributed to students who sometimes go to school without basic school supplies that teachers spend their own money to compensate.



*Titans fans donate school supplies at LP Field.*

## Titans Caravan Celebrates 10th Season With NFL's Best Fans

The Tennessee Titans concluded another successful Titans Caravan in 2008, the first of many events in a year-long celebration of the organization's 10th season as the Titans. Titans Caravan 2008 made a total of 50 stops over a span of 11 days as players visited with fans throughout Tennessee, Kentucky and Alabama.

In commemoration of 10 years as the Titans, players from the 1999 AFC Championship team took part in many of the Caravan stops, including tight end Frank Wycheck, wide receiver Kevin Dyson, wide receiver Chris Sanders, quarterback Neil O'Donnell, kicker Al Del Greco and guard Benji Olson.

In 1999, the team moved into LP Field and changed its name to the Tennessee Titans. The season ended with an improbable run to Super Bowl XXXIV.

"There's no more fitting way to launch our 10th anniversary celebration as the Titans than to spend time on Titans Caravan thanking the best fans in the NFL for their incredible support during the past decade," said Titans Owner and Founder K.S. "Bud" Adams, Jr. "The Caravan has been one of our most important endeavors each offseason. It has personally introduced our most outstanding players to one of the most passionate fan bases in football. We enjoyed taking time this year to recognize some of those players from the past in addition to letting the fans meet our stars of today and the future."

Over the last decade, Titans Caravan has made 580 stops, traveled approximately 50,000 miles, visited nearly 225 schools and met with over 100,000 fans. The number of autographs signed and pictures taken is estimated to be in the hundreds of thousands.

This year's school program was performed 16 times before an estimated 14,000 children. Many school systems brought together students from multiple



*DE Kyle Vanden Bosch poses with a cheerleading team in Camden, Tenn.*



*Former Titans WR Kevin Dyson (left) and CB Cortland Finnegan (right) pose with two young Titans fans in Madison, Tenn.*



*DE Jevon Kearse and WR Justin McCareins were welcomed back with open arms during a huge stop in Jackson, Tenn.*

locations to hear the team's important "Play 60" message encouraging children to stay healthy by getting at least 60 minutes of active play each day.

Titans Caravan began in 1998 as a small effort to spread goodwill through the region. The most recent Caravan included six full-time staffers that traveled with Titans players, broadcasters, T-Rac and cheerleaders throughout the Mid-South on a specially-decorated motor coach from Premiere Transportation.

Public Caravan stops gave fans the chance to meet and greet the team personnel. Each public event provided fans an opportunity to collect autographs and take pictures with the Titans, while the team received an opportunity to thank its fans.



*Voice of the Titans Mike Keith and Titans mascot T-Rac interact with students in Waverly, Tenn.*

## Players Lift Spirits During Visit With Soldiers at Fort Campbell

Front Office  
 Coaching Staff  
 Players  
 Rookies  
 2007 Season  
 Records  
 History  
 Playoff History  
 Sidelines

The Titans wrapped up their 2008 Caravan tour with a heart-felt trip to Fort Campbell, Ky., home of the U.S. Army's 101st Airborne Division, visiting with soldiers and families of those currently serving the United States overseas.

Fort Campbell, located on the Kentucky/Tennessee border between Hopkinsville, Ky. and Clarksville, Tenn., supports the third-largest military population in the Army and the seventh-largest in the Department of Defense.

Linebacker David Thornton, fullback Casey Cramer, cornerback Reynaldo Hill, and safeties Chris Hope, Vincent Fuller and Calvin Lowry joined "Voice of the Titans" Mike Keith, Titans mascot T-Rac, and Titans Cheerleaders Brooke and Tandra for an entire day on the base, offering words of encouragement and friendly smiles that seemed to lift the morale of those around them.

"Most of the units here are deployed, so the families are lonely and depressed missing their loved ones," said Staff Sergeant Samantha Wood. "When stuff like this comes to Fort Campbell, it helps raise the morale of not only the family members, but the soldiers themselves because their family calls them and says, 'Guess who I saw today?' There's been a buzz around here ever since we heard the Titans were coming."

The Titans began their day at the Blanchfield Army Community Hospital, where they spent time with soldiers receiving occupational and physical therapy from injuries sustained in battle. The soldiers, known as "Warriors in Transition," need up to six months or more of medical

care.

"On a small scale, I kind of understand, but I'm playing a game. They're playing to protect our lives," said Hope, who spent countless hours rehabbing from a spinal cord injury last season. "You're talking about a game that we play. It's entertainment. These guys are really sacrificing their lives, putting it on the line every day for our freedom. It's just a blessing to be among them."

After interacting with troops during lunch at the 4th Brigade dining facility, the Titans visited with players from the Fort Campbell High School football team, which captured the Kentucky 2A State Championship with a victory over Newport Central Catholic last season.

Titans players later tested their skills shooting a variety of simulated guns at the Engagement Skills Trainer Marksmanship Facility. The facility is used to teach soldiers the proper safety techniques and skills needed to fire all weapon types, ranging from M16 rifles to MK19 40mm grenade machine guns, on simulated target ranges.

Afterwards, players wrapped up the day at the Army and Airforce Exchange Service, also known as the PX. The 160,000 square foot facility is the largest military PX in the world. Fans lined up across the store eagerly waited the arrival of the Titans, who were humbled by the turnout.

"The trip to Fort Campbell is one of the trips we look forward to the most during Titans Caravan so we can meet the soldiers and say thank you for everything they do for us," said Fuller.



*Titans players pose with soldiers during their annual trip to Fort Campbell last April.*



*FB Casey Cramer (left) and LB David Thornton sign autographs at the Airforce Exchange Service.*

## Adams Announces \$500,000 Grant to Baptist Hospital

Titans Owner K.S. "Bud" Adams, Jr. and his wife, Nancy, announced a \$500,000 grant from the Titans Foundation to the Baptist Hospital Foundation. The grant, the largest by the Titans Foundation since it was formed in 1999, is designated for the Baptist Hospital obstetrics expansion project.

"We consider our organization's partnership to be among our most important," Adams said of the Titans' relationship with Baptist Hospital. "Our close association with Baptist includes not only the name of our training and administration facility (Baptist Sports Park), but more importantly, our players' health care, which is of huge importance to our business and operations."

"Our players and staff visit patients at Baptist Hospital on Tuesdays throughout the season and have done so since our move to Tennessee," Adams continued. "In addition to the great care our players

receive, many of our players, coaches and staff have had their babies delivered at Baptist Hospital!"

Baptist Hospital is considered the leader in childbirth services in this region delivering more than 7,000 babies last year. This has brought on the necessity of an expansion with significant enhancements focusing on caring for the entire family.

"The gift from Bud & Nancy Adams will name the third floor Obstetrics Family Waiting Area and will now be known as the Bud & Nancy Adams and Tennessee Titans Family Waiting Area,"

said Bernie Sherry, President and CEO of Baptist Hospital. "This area plays a special part in the childbirth experience for the families and friends of the 7,000 babies born each year at Baptist Hospital, providing a comfortable setting in which to eagerly await a new baby's birth."



*K.S. "Bud" Adams, Jr. and his wife, Nancy, have been longtime supporters of Nashville's Baptist Hospital.*

## Bulluck Winner of Titans Community Man of Year Award

For the second consecutive year, veteran linebacker Keith Bulluck was named the Titans Walter Payton Man of the Year Award winner. Bulluck was selected by a majority vote from his teammates, Titans staff, members of the news media and local non-profit and community executives for his dedicated community service. This prestigious NFL award has been in existence since 1970 and is the only NFL award that honors players who demonstrate outstanding balance in their lives between civic and professional responsibilities.

In one of the closest votes ever, Bulluck was selected from a group of finalists that included Cortland Finnegan, Ben Hartsock, Chris Hope, Travis LaBoy, Kevin Mawae, David Thornton and Vince Young. The finalists were named "Titans 2007 Community All-Stars" for their significant community service contributions.

In the spring of 2003, Bulluck founded



*One of Bulluck's signature community events provides Thanksgiving meals for families in need.*

The Keith Bulluck Believe & Achieve Foundation to benefit children in the foster care system. As a former foster child himself, Bulluck has overcome many obstacles in his life to become a hero in the eyes of children as well as adults. His purpose in establishing his foundation is to "level the playing field" for children in foster care by giving them the same privileges and opportunities as those in more fortunate circumstances.

Front Office

Coaching Staff

Players

Rookies

2007 Season

Records

History

Playoff History

Sidelines

## Charity Golf Classic Huge Success for Titans Foundation

Front Office  
Coaching Staff  
Players  
Rookies  
2007 Season  
Records  
History  
Playoff History  
Sidelines

In what continues to be the team's largest community fund-raiser each year, approximately \$100,000 was raised during the 10th Annual Tennessee Titans Charity Golf Classic last June at Hillwood Country Club. Proceeds from the 10 tournaments now exceed approximately \$1.3 million for the Titans Foundation, which was established in 1999 by team owner K.S. "Bud" Adams, Jr., and his wife, Nancy.

Several Titans players and coaches played in the tournament, which was organized by the Titans' community relations department and heavily supported by players, coaches, cheerleaders, staff and volunteers. Players, coaches and staff competing included: Colin Allred, Ken Amato, Rob Bironas, Earnest Byner, Jeremy Cain, Chuck Cecil, Kerry Collins, Sean Conover, Casey Cramer, Alge Crumpler, Cortland Finnegan, Ryan Fowler, Nick Harper, Mike Heimerdinger, Craig Hentrich, Mike Keith, Alan Lowry, Ingle Martin, Dave McGinnis, Josh Miller, Marcus Robertson, Michael Roos, Jim Schwartz, Josh Stamer and Frank Wycheck. Those attending the awards party included Vincent Fuller, Michael Griffin, Stanford Keglars, Chris Hope, Tony Joiner, Jason Rivers, David Thornton and Kyle Vanden Bosch and GM Mike Reinfeldt.

Golfers enjoyed brunch inside the luxurious clubhouse before teeing off at 11 a.m.. Teams consisting of one Titans celebrity (player, former player or coach) and cheerleader joined a foursome in a best ball format. After battling the intense heat throughout the day, the team of Dr. David Kemp, Johnny King, James McCord, Nick Shelton and Craig Hentrich shot a 53 to capture its sixth tournament title in 10 years. Kemp's team had captured five of the previous eight tournaments prior to losing the crown to Kerry Collins and Source One Automotive last year.

"This is a wonderful event and we just have a great time participating in it every year," said Dr. Kemp, a long-time supporter of the event. "The Titans' organization does an outstanding job and makes it an enjoyable experience for everyone."

The day included three skills competitions and prizes, and trophies were presented to winners in the these categories: Straightest Drive - Mark Griffin (Athens Paper), Longest Drive - Sean Conover



*The winning team of Dr. David Kemp (right), which included punter Craig Hentrich (left) captured its sixth title in 10 years at the annual Tennessee Titans Charity Golf Classic last June at Hillwood Country Club.*

(Titans defensive end) and Closest to the Hole - Gregg Morton (AT&T). Golfers also tried their luck at various contests with a chance to win \$10,000 cash, a two-year lease on a 2008 Cadillac CTS by Andrews Cadillac, a driver, irons, wedges or a golf vacation to a Fairmont resort.

As play wrapped up by late afternoon, golfers were treated to a prime rib and barbeque dinner, courtesy of Famous Dave's. A silent and live auction featuring autographed player items, trip packages and fantasy experiences raised additional funds for the Titans Foundation.

By day's end, event organizers reflected on the great benefits the Titans Foundation received from yet another successful tournament. "It's really fulfilling to see all of these people come out here and have a great day and know that Mr. Adams and the Titans Foundation will be able to help others as a result of an outstanding effort by so many generous people," said Titans Executive Vice President Don MacLachlan. "It was a fantastic setting on a wonderful day at Hillwood Country Club."

### **CELEBRITY VIP EVENT SPONSOR**

Coca-Cola

### **CELEBRITY VIP TEAM/HOLE SPONSORS**

AT&T, Loews Vanderbilt Hotel Nashville, Saint Thomas Healthcare Systems, John L. Wortham & Son

### **CELEBRITY TEAMS**

Athens Paper, Bob Parks Realty, Cates-Kottas Development, Crescent Resources, LLC, Ernst & Young, Fore the Titans, Integrity Architectural Millwork, Joslin & Son Signs, Kemp Orthodontics, Metauawte/Link2Gove/Valutee, R&S Printing Service, Inc., Storage Systems, Waller Lansden Dortch & Davis, WQLT Big River Broadcasting

## Titans License Plates Benefitting Several Organizations

Thousands of Tennessee residents across the state have chosen to show their support of the Titans by purchasing a specialty license plate for their vehicle. The result – approximately \$1.7 million dollars in grants have been distributed from the Tennessee Titans Foundation to 10 charitable organizations across the state and the Tennessee Arts Commission. In fact, all 95 counties in the state of Tennessee have recorded sales of the Titans plate since they first became available in 2003!



*Titans owner Bud Adams (bottom row, center) attends the historical Million Dollar Milestone ceremony at LP Field.*

## Titans Name Bill Boss 2007 Community QB Award Winner

The Tennessee Titans recognized Bill Boss, 71, of Tullahoma, Tenn. as the 2007 Titans Community QB Award Winner. Boss earned a \$10,000 grant from Titans owner K.S. “Bud” Adams, Jr. and the Tennessee Titans Foundation for his non-profit organization, Hands-On Science Center in Tullahoma.



*The Titans honor the state's best volunteers through the Community QB Program.*

Boss co-founded Hands-On Science Center in 1995 and has volunteered there since that date. The Tennessee Titans Community Quarterback Award is a recognition program developed by the National Football League (NFL). This program donates nearly \$1 million to the respective non-profit organizations of the volunteers all across NFL cities. Bud Adams and the Tennessee Titans Foundation has distributed \$164,000 in grants since the program began in 2000.

## Players Make Weekly Hospital Visits During Season

With each Tuesday during the season, Titans players can be found visiting patients at either Baptist or Saint Thomas Hospitals, bringing smiles to the many people they encounter. It is all part of “Titans Tuesdays,” a community program in which players visit local Nashville schools and hospitals throughout the season. Players often take their only day off to reach out to others in the surrounding community. “Seeing the patients and how we can help brighten their days makes it all worth while,” said running back LenDale White. “It’s nice to know we can have a positive effect on them.”



*OL Daniel Loper greets one of the team's special guests following practice.*

## Titans Host Special Guests During Holidays

For the seventh consecutive year, the Titans held a special Christmas Party for children from the Tennessee Department of Children’s Services, who are in the guardianship of the state. The children enjoyed a meet and greet with Titans players, coaches, staff and cheerleaders. They met with Titans players after practice and each received a goodie bag full of merchandise to get autographs from their favorite players. The children then enjoyed a pizza party in addition to receiving individual gift cards that each child could use at local malls.



*Titans players make weekly visits to patients at Baptist and Saint Thomas Hospitals throughout the season.*

Front Office

Coaching Staff

Players

Rookies

2007 Season

Records

History

Playoff History

Sidelines

**Players Make Impact With Nashville Students Each Tuesday**

It's no secret that thousands of area youth cheer for the Titans every Sunday. But for many area students, the chance to meet some of their gridiron heroes during the school week is something both unexpected and a day they will never forget.

In 2007, the Titans once again made a significant impact in the local community through their "Titans Tuesdays" program. Each Tuesday during the season, students from a Nashville area school were treated to a surprise assembly featuring a player from their favorite team.

Titans players such as Vince Young, Kevin Mawae, Donnie Nickey and Calvin Lowry took time out of their busy schedules to share some of their experiences growing up and discussing the Titans "Play 60" campaign with the students.



*Each Tuesday during the season, Titans players take time out of their busy schedules to visit with Nashville students.*



**Titans Reach Out to Children During Hometown Huddle**

The Titans partner with local United Way agencies each fall to host Hometown Huddle, an event in which players, cheerleaders, T-Rac and team staff have the opportunity to spend an afternoon with area youth from various United Way groups. The 2007 event took place in October at Shelby Park with special guests from the Martha O'Bryan Center, Magness Potter Boys & Girls Club and the Shelby Park Community Center. The afternoon consisted of a variety of activities that included football games and relay races. Titans cheerleaders were also present to teach the young ladies a few dance and cheer routines they perform on Sundays at LP Field. "Mr. and Mrs. Adams believe that the entire community receives dividends from every effort we make to engage with our youth," said Titans Sr. EVP Steve Underwood. "The Titans are proud to partner with the United Way, its agencies and the National Football League and to be involved in a project as important as the Hometown Huddle."



*Titans players, cheerleaders and T-Rac spent a fun-filled afternoon with children at Nashville's Shelby Park.*

## Adams, Titans Upgrade Athletic Fields at Five Nashville Schools

Athletic fields at four Nashville middle schools and one high school will be upgraded thanks in part to a \$200,000 grant from the Titans owner Bud Adams and Titans players through the NFL's Grassroots Program and the Local Initiatives Support Corporation (LISC).



Bud Adams

The grant will be used for improvements at four Nashville middle schools (Bailey, Neely's Ben, Joelton and Apollo) and the new Cane Ridge High School and are part of \$5.43 million in new grants to athletic fields nationwide thru this unique program in the 32 NFL markets! Fences, bleachers, drainage systems, scoreboards and goal posts will be replaced or repaired at each of the middle schools. In addition, the schools will ensure that the football fields adhere to the standards of the American Disabilities Act. The Grassroots Program, a partnership between the NFL Youth Football Fund (YFF) and LISC, the nation's leading community development support corporation, has resulted in the construction or renovation of 170 football fields nationwide in the past decade.



Titans GM Mike Reinfeldt honors Ralph Thompson as the 2007 HS Coach of the Year.

## Titans Name Thompson H.S. Coach of the Year

Ralph Thompson of Nashville's Maplewood High School was selected as the 2007 Titans Coach of the Year. Maplewood posted a 12-2 record, reaching the Class 4-A BlueCross Bowl Championship and playing for the state title for the first time in more than 30 years. Now in its 10th season, Titans owner K.S. "Bud" Adams, Jr. has presented more than \$100,000 in grants from the Titans Foundation honoring high school coaches across the state since moving to Tennessee in 1997.

## NFL Launches "Play 60" Program for Healthier Children

The NFL has launched a new national youth health and fitness campaign — NFL Play 60: The NFL Movement for an Active Generation — focusing on the health and wellness of young fans by encouraging them to be active for at least 60 minutes a day. Designed to tackle childhood obesity, NFL Play 60 is implemented locally as part of the NFL's in-school, after-school and team-based programs, from youth football to "What Moves U." The Titans implemented the NFL program into their school visits and throughout their annual Caravan tour in which "Voice of the Titans" Mike Keith, T-Rac, and Titans players perform skits driving home the importance of proper exercise and nutrition.



T-Rac helps drive home the point of the importance of being active for at least 60 minutes a day during a school program.

## Titans Educate Students on Steroid and Drug Prevention



Students on hand for the model Titans ATLAS & ATHENA Schools Program at LP Field.

The Titans and the Center for Health Promotion Research at Oregon Health & Science University (OHSU) announced four high schools in the Nashville area will be part of the model Titans ATLAS (Athletes Training and Learning to Avoid Steroids) & ATHENA (Athletes Targeting Healthy Exercise and Nutrition Alternatives) Schools Program. Funded by a grant from the NFL's Youth Football Fund, ATLAS & ATHENA are steroid and drug prevention and health promotion programs designed for high school athletes. Christ Presbyterian Academy and Hillwood High School were pilot schools in 2007-08 and the program will expand to five schools in 2008-09.



Front Office

Coaching Staff

Players

Rookies

2007 Season

Records

History

Playoff History

Sidelines

## Titans, USA Football Host Youth Football Coaches Clinic



Titans quarterbacks coach Craig Johnson was the keynote speaker at the second annual Tennessee Titans/USA Football Youth Coaching School last May. Johnson's comments were very impactful to the 180 attendees as he spoke of the role the youth coaches played not only of the football development of their young players, but of the off-the-field aspects of the young player's lives. Another highlight of the day was the appearance of Joe Gilliam, Sr., the former Head Coach at Tennessee State University and member of numerous halls of fame, including the Tennessee Sports Hall of Fame and the College Football Hall of Fame. An all-star lineup of qualified clinicians addressed a wide-range of topics during the clinic, including two very successful area high school coaches, Ron Adyelott from Murfreesboro Riverdale and Daniel McGugin from MBA's 2007 state championship team.



*Youth football players run drills inside the bubble.*



*Joe Gilliam, Sr. (left) and Craig Johnson (right).*

Numerous areas of Tennessee were represented as youth coaches from Memphis to Knoxville descended on Baptist Sports Park. The day included coaching theory lessons, chalk talk sessions and on-field work.



*Youth football is important to Adams and the Titans.*

USA Football is a non-profit organization providing programs and resources such as coaching schools, grants, registration drives, kickoff celebration, and an internet network in order to encourage participation as well as lead the development and growth of youth football. Visit [www.usafootball.com](http://www.usafootball.com) for more information.

## Fisher & Friends Softball Game Raises Money for Charities



Fans packed Greer Stadium last June for the chance to watch their favorite Titans compete in the eighth annual Comcast "Jeff Fisher & Friends" Charity Softball Game. Presented by Region's Bank, the game featured current and former Titans competing against one another on the softball diamond, while also raising money for Mercy Ministries, Second Harvest Food Bank, Soles4Souls, Catch-a-Dream and several other local charities. For the first time in the history of the event, Fisher's blue team was defeated by special teams coach Alan Lowry's white team by a score of 14-12 after 10 innings. Former Titans wide receiver Chris Sanders (right photo) was named the game's most valuable player. Sanders also won the home run derby, knocking four pitches out of the park. The night was capped off by a dazzling fireworks display.



*Jeff Fisher's annual charity softball game drew another record crowd at Greer Stadium. The event gave fans a chance to watch Titans players – new and old – battle it out on the softball diamond.*

**A-C Joint** - Acromioclavicular joint; joint of the shoulder where acromion process (of the scapula) and the distal end of the clavicle meet; most shoulder separations occur at this point.

**Abduct** - Movement of any extremity away from the body.

**Abrasion** - Any injury which rubs off the surface of the skin.

**Abscess** - An infection which produces pus; can be the result of a blister, callus, penetrating wound or laceration.

**Achilles Tendon** - The tendon at the back of the heel.

**Abductor** - Any muscle which moves a part toward the median axis of the body.

**Adhesion** - Abnormal adherence of collagen fibers to surrounding structures during immobilization following trauma or as a complication of surgery which restricts normal elasticity of the structures involved.

**Aerobic** - Exercise in which energy needed is supplied by oxygen inspired; required for sustained periods of hard work and vigorous exercise.

**Anabolic Steroids** - Testosterone, or a steroid hormone resembling testosterone, that stimulates growth in the body as a whole.

**Anaerobic** - Exercise without the use of oxygen as an energy source; short bursts of vigorous exercise.

**Anterior Cruciate Ligament (ACL)** - Ligament of knee attaching to anterior tibial plateau and posterior medial aspect of femoral condyle. It provides stability in keeping the lower leg from coming forward.

**Anterior Compartment Syndrome** - Condition in which swelling within the anterior compartment of the lower leg (comprising of muscles, nerves and arteries to the foot) jeopardizes the viability of the muscles and nerves within the compartment.

**Anti-Inflammatory** - Any agent which prevents inflammation (such as aspirin or ibuprofen).

**Arteriogram** - Film demonstrating arteries after injection of opaque medium (dye).

**Arthrogram** - X-ray technique for joints using air and/or dye injected in affected area (to show torn cartilage or rotator cuff tears).

**Arthroscope** - An instrument used for visualization of the interior of a joint cavity; sometimes referred to as "scope."

**Arthroscopy** - Examination of the internal structures of a joint by means of surgical viewing apparatus (arthroscope) inserted into the joint.

**Aspiration** - The withdrawal of fluids from a body cavity by means of a suction or siphonage apparatus (syringe).

**Asymptomatic** - Without symptoms.

**Atrophy** - To shrivel or shrink from disuse, as in muscular atrophy.

**Avascular Necrosis** - Death of a part due to lack of circulation (can occur in the elbow from throwing).

**Avulsion** - A tearing away forcibly of a part of structure.

**Axilla** - The armpit.

**Baker's cyst** - Indicates that there is trauma inside the knee joint that leads to excessive joint-fluid production;inflammation of the gastrocnemius bursa. Usually produces localized swelling behind the knee.

**Bennett's Fracture** - Fracture dislocation of the base of the first metacarpal (or the thumb).

**Biceps** - Muscle on the front of the upper arm responsible for bending the elbow.

**Bone scan** - "Radionuclide Imaging," which is useful to demonstrate stress fracture not evident on routine x-rays.

**Brachial Plexus** - Network of nerves originating from the cervical vertebrae running down the arm.

**Bruise** - A discoloration of the skin due to an extravasation of the blood into the underlying tissues.

**Burner** - Common term for brachial plexus trauma in the neck. Usually results in burning or tingling sensation into the shoulder or arm when the neck is forced beyond the normal range of motion.

**C.P.R.** - Cardiopulmonary Resuscitation; artificial establishment of circulation of the blood and movement of air into the lungs in a pulseless, non-breathing person.

**Calcaneus** - The heel bone.

**Calf** - Also know as gastrocnemius; muscle responsible for plantarflexing, or pointing the toes down the foot.

**Capsule** - An enclosing structure which surrounds the joint and contains ligaments which stabilize that joint.

**Cartilage** - Smooth, slippery substance preventing two ends of bones from rubbing together and grating.

**Cellulitis** - Inflammation of cellular or connective tissue.

**Charley Horse** - A bruise to the quadriceps resulting from a direct blow to the front of the thigh, characterized by intramuscular bleeding. No other injury should be called a charley horse.

**Chondral Fracture** - Fracture to the chondral (cartilaginous) surfaces

of bone.

**Chondromalacia** - A roughening of the cartilage surface. Best known for the roughening of the underside of the kneecap.

**Clavicle** - The collar bone.

**Collagen** - A substance existing in commonly injured tissues of the body, including skin, cartilage, ligaments and bone.

**Concussion** - Jarring injury of the brain resulting in dysfunction. Can be graded mild, moderate or severe depending on loss of consciousness, amnesia and loss of equilibrium.

**Congenital** - Existing before birth; to be born with.

**Contusion** - An injury to the muscles and tissues caused by a blow from a blunt object.

**Cortisone** - An anti-inflammatory medication.

**Costochondral** - The cartilage that separates the bones within the rib cage.

**Cyst** - Abnormal sac containing liquid or semisolid matter.

**Degenerative Joint Disease** - Changes in the joint surfaces as a result of repetitive trauma.

**Dehydration** - Loss of body water.

**Deltoids** - Muscles at top of arm, just below shoulder.

**Disc** - A flat, round-like, plate structure usually referring to cartilage between vertebrae.

**Dislocation** - Complete displacement of joint surfaces.

**Echymosis** - Bleeding into the surface tissue below the skin, resulting in a "black and blue" effect.

**Ectomy** - Suffix connoting the affected part (e.g. meniscectomy, appendectomy).

**Edema** - Accumulation of fluid in organs and tissues of the body (swelling).

**Effusion** - Accumulation of fluid, or the fluid itself, in various spaces in the body. Commonly found in the knee following injury.

**Electrolyte** - Ionized salts in blood, tissue fluids and cells including salts of sodium, potassium and chlorine.

**Electrolyte Drink** - Fluid for replacing electrolytes, such as Gatorade Thirst Quencher.

**EMG** - Electromyogram test to check nerve function.

**Epicondylitis** - Inflammation in the elbow due to overuse of either the flexor or extensor muscles attaching to the medial or lateral epicondyle of the humerus.

**Eversion** - Turning outward.

**Extension** - Motion of straightening a joint.

**Extensor** - A muscle which upon contraction results in straightening a joint.

**External Rotation** - Lateral movement of a joint or extremity to the outside.

**Fascia** - A connective tissue sheath consisting of fibrous tissue and fat which unites the skin to the underlying tissues.

**Femur** - Thigh bone.

**Fibula** - The smaller of the two bones in the lower leg, located to the outside.

**Flexibility** - The ability of muscle to relax and yield to stretch force.

**Flexibility Exercise** - A general term used to describe exercise performed by a person to passively or actively elongate soft tissues without the assistance of a therapist.

**Flexion** - Bending a joint, as in flexing the arm or leg.

**Flexor** - A muscle which upon contraction flexes or bends.

**Fracture** - Breach in continuity of a bone. Types of fractures include simple, compound, comminuted, greenstick, incomplete, impacted, longitudinal, oblique, stress or transverse.

**Gamekeeper's Thumb** - Tear of the ulnar collateral ligament of the metacarpophangeal joint of the thumb.

**Glenohumeral** - The shoulder socket, containing the glenoid, the humeral head and the labrum.

**Glenoid** - A cavity of the scapula into which the head of the humerus fits to the form of the shoulder joint (the shoulder socket).

**Groin** - Junction of the thigh and abdomen.

**Hamstring** - Muscle running from the buttocks to behind the knee. Often injured as a result of improper conditioning or lack of muscle flexibility. Muscle responsible for flexing the knee joint.

**Heat Stroke** - Condition of rapidly rising internal body temperature that overwhelms the body's mechanisms for release of heat.

**Heat Exhaustion** - Mild form of shock caused by loss of fluid and electrolyte from the circulation because of excessive sweating when exposed to heat.

**Heat Cramps** - Painful muscle spasms of arms or legs caused by excessive body heat and depletion of fluids and electrolyte.

**Hematoma** - A tumor-like mass produced by an accumulation of coagulated blood in a cavity.

**Hip Pointer** - Contusion to the iliac crest.

**Humerus** - Bone of the upper arm.

**Hyperextension** - Extreme extension, or straightening, of a limb or body part.

**Iliotibial Band** - A thick, wide facial layer from the iliac crest to the knee joint.

**Impingement Syndrome** - Pinching together of the supraspinatus muscle and other soft tissue in the shoulder, which is common in throwing.

**Isokinetic Exercise** - A form of active resistive exercise in which the speed of movement of the limb is controlled by a pre-set rate-limiting device, such as Cybex, Biodex, etc.

**Isometric (static) Contraction** - A muscle contraction in which tension is developed but no mechanical work is done. There is not appreciable joint movement and the overall length of the muscle remains the same.

**Isokinetic** - A constant speed and consistent resistance exercise.

**Isotonic (dynamic) Contraction** - A concentric or eccentric muscular contraction that results in movement of a joint or body part (lifting a free weight).

**Itis** - Suffix connoting inflammation (e.g. tendinitis, bursitis).

**Joint Mobilization** - Passive traction and/or gliding movements applied to joint surfaces that maintain or restore the joint play normally allowed by the capsule, so that the normal roll-slide joint mechanic can occur as a person moves.

**Lateral Collateral Ligament (LCL)** - Ligament of knee attaching lateral femoral condyle to the fibula head. It provides lateral stability to the knee.

**Ligament** - Band of fibrous tissue that connects bone to bone or bone to cartilage and supports and strengthens joints.

**Lumbosacral** - Region of low back comprised of lumbar and sacral spine.

**Magnetic Resonance Imaging (MRI)** - Provides highly detailed pictures of the body's interior, using highly magnetic fields. MRI does not require radiation.

**Malleolus** - Rounded projections on either side of the ankle joint.

**Medial** - Pertaining to or near the middle.

**Medial Collateral Ligament (MCL)** - Ligament of knee attaching to medial femoral condyle to medial tibia. It provides medial stability to the knee.

**Meniscus** - Crescent shaped cartilage usually pertaining to the knee joint.

**Meniscectomy** - An intra-articular procedure at the knee by which meniscus (fibrocartilage) is removed surgically.

**Metacarpals** - Five long bones of hand, just below fingers.

**Metatarsals** - Five long bones of foot, just below toes.

**Mobilization** - Passive stretching movements performed by a therapist at a slow speed slow enough that a patient can stop the movement.

**Myositis** - Inflammation of a muscle.

**Myositis Ossificans** - Inflammation in muscle resulting in the formation of bone-like substance.

**Necrotic** - Relating to death of a portion of tissue.

**Neuritis** - Inflammation of a nerve.

**Orthotic** - Any device applied to or around the body in the care of physical impairment or disability, commonly used to control foot mechanics.

**Osteochondritis Dissecans** - A piece of bone and/or cartilage loosened from its attachment after trauma and a cause of a lesion.

**Osteomyelitis** - An inflammatory disease of bone caused usually by infection with streptococcus or staphylococcus.

**Parasthesia** - Sensation of numbness or tingling, indicating nerve irritation.

**Patella** - The kneecap.

**Patella Tendinitis** - Inflammation of the patella tendon.

**Pathology** - Study of the nature and cause of disease.

**Pectorals** - Chest muscles beneath the breast, leading up to shoulder.

**Peroneal** - Muscles of the lateral lower leg responsible for evertng the foot.

**Plantar Fascia** - The tight band of muscle beneath the arch of the foot.

**Plica** - A fold of tissue in the joint capsule and a common result of knee injury.

**PNF (Proprioceptive Neuromuscular Facilitation)** - An approach to therapeutic exercise based on the principles of functional human anatomy and neurophysiology.

**Posterior Cruciate Ligament (PCL)** - Ligament of the knee attaching to posterior tibial plateau and anterior lateral aspect of femoral

condyle. It provides stability in keeping the lower leg from going backward.

**Quadriceps (Quads)** - The four powerful muscles in the front of the thigh, responsible for extending the knee joint.

**Radiography** - Taking of X-rays.

**Radius** - Forearm bone on thumb side.

**Reconstruction** - Surgical rebuilding of an injured joint.

**Referred Pain** - Pain felt in undamaged area of body away from actual injury.

**Rotator cuff** - Comprised of four muscles in the shoulder area; supraspinatus, infraspinatus, teres minor, and subscapularis. Often irritated by overuse.

**S-C joint** - Sternoclavicular joint; articulation between the sternum and the clavicle.

**Sacroiliac** - Relating to the juncture of the hip bone and lower part of the spine.

**Scan** - Injection of radioactive fluid (equal in radioactivity to about one x-ray) which may then be displayed on a computer/monitor or film (e.g. bone scan).

**Scapula** - The shoulder blade.

**Sciatic Nerve** - Largest nerve in body located in back of leg which controls most of its function.

**Sciatica** - Irritation of the sciatic nerve, resulting in pain or tingling down the inside of the cap.

**Sesamoid Bones** - Lies within and adds strength to tendons as they cover bony surface. The most commonly known is the kneecap.

**Shin splint** - A catch-all syndrome describing pain either in the front of the lower leg or on the inner aspect of the leg.

**Spasm** - Sudden, violent, involuntary contraction of a muscle.

**Spleen** - Large, solid organ responsible for the normal production and destruction of blood cells.

**Spondylitis** - Inflammation of one or more vertebrae.

**Spondylolisthesis** - Forward displacement of one lumbar vertebra.

**Spondylosis** - Abnormal vertebrae fixation or immobility.

**Sprain** - A joint injury. A violent twisting, stretching, pulling or tearing of a ligament.

**Stinger** - Common term for brachial plexus trauma in the neck.

**Strain** - A muscle injury. The stretching, pulling or twisting of a muscle of a tendon.

**Stress X-Ray** - A continual x-ray taken when a portion of the body is stressed to its maximum to see if the ligaments are intact.

**Stress Fracture** - A hair-line type of break in bone caused by overuse.

**Stretching** - Any therapeutic maneuver designed to lengthen (elongate) pathologically shortened soft-tissue structures and thereby increase range of motion.

**Subluxation** - Partial dislocation of a joint. Term usually implies that joint can return to normal position without formal reduction.

**Synovial Fluid** - Lubricating fluid for joints and tendons, produced in synovium, or inner lining of the joint.

**Synovitis** - Inflammation of the synovium.

**Talus** - The ankle bone that articulates with the tibia and fibula.

**Tarsus** - Arch of foot.

**Tendinitis** - Inflammation of the tendon and/or tendon sheath, often caused by chronic overuse and/or sudden injury.

**Tendon** - Fibrous tissue that connects muscles to other structures.

**Tennis Elbow** - General term for lateral elbow pain.

**Tibia** - Larger of the two bones in lower leg; weight-bearing bone.

**Tomograph** - A special type of x-ray apparatus that demonstrates the organ or tissue is a particular depth.

**Trachea** - The windpipe.

**Trapezius** - A flat triangular muscle covering the posterior surface of the neck and shoulder.

**Triceps** - Muscle of the posterior upper arm, opposite the biceps, that extends the elbow.

**Turf Toe** - Sprain of the metatarsophalangeal (MTP) joint of the great toe.

**Turf Burn** - Abrasion resulting from contact with artificial turf in which one or more layers of skin are removed.

**Ulna** - One of two bones in forearm; extends from point of elbow and found on outer (little finger) side.

**Ulnar Nerve** - Nerve in the elbow commonly irritated from excessive throwing or repeated trauma.

**Wrist** - The junction between the two forearm bones (radius and ulna) and the eight wrist bones (trapezium, trapezoid, capitate, hamate, pisiform, triquetral, lunate and scaphoid).

(All times are local to respective city)

\* Sunday night games in Weeks 11-16 subject to change

## **THURSDAY, SEPTEMBER 4 (WEEK 1)**

WASHINGTON AT N.Y. GIANTS ..... 7:00p

## **SUNDAY, SEPTEMBER 7**

DETROIT AT ATLANTA ..... 1:00p  
 CINCINNATI AT BALTIMORE ..... 1:00p  
 SEATTLE AT BUFFALO ..... 1:00p  
 N.Y. JETS AT MIAMI ..... 1:00p  
 KANSAS CITY AT NEW ENGLAND ..... 1:00p  
 TAMPA BAY AT NEW ORLEANS ..... 12:00p  
 ST. LOUIS AT PHILADELPHIA ..... 1:00p  
 HOUSTON AT PITTSBURGH ..... 1:00p  
**JACKSONVILLE AT TENNESSEE ..... 12:00p**  
 DALLAS AT CLEVELAND ..... 4:15p  
 CAROLINA AT SAN DIEGO ..... 1:15p  
 ARIZONA AT SAN FRANCISCO ..... 1:15p  
 CHICAGO AT INDIANAPOLIS ..... 8:15p

## **MONDAY, SEPTEMBER 8**

MINNESOTA AT GREEN BAY ..... 6:00p  
 DENVER AT OAKLAND ..... 7:15p

## **SUNDAY, SEPTEMBER 14 (WEEK 2)**

CHICAGO AT CAROLINA ..... 1:00p  
**TENNESSEE AT CINCINNATI ..... 1:00p**  
 GREEN BAY AT DETROIT ..... 1:00p  
 BUFFALO AT JACKSONVILLE ..... 1:00p  
 OAKLAND AT KANSAS CITY ..... 12:00p  
 INDIANAPOLIS AT MINNESOTA ..... 12:00p  
 N.Y. GIANTS AT ST. LOUIS ..... 12:00p  
 NEW ORLEANS AT WASHINGTON ..... 1:00p  
 SAN FRANCISCO AT SEATTLE ..... 1:05p  
 ATLANTA AT TAMPA BAY ..... 4:05p  
 MIAMI AT ARIZONA ..... 1:15p  
 SAN DIEGO AT DENVER ..... 2:15p  
 BALTIMORE AT HOUSTON ..... 3:15p  
 NEW ENGLAND AT N.Y. JETS ..... 4:15p  
 PITTSBURGH AT CLEVELAND ..... 8:15p

## **MONDAY, SEPTEMBER 15**

PHILADELPHIA AT DALLAS ..... 7:30p

## **SUNDAY, SEPTEMBER 21 (WEEK 3)**

KANSAS CITY AT ATLANTA ..... 1:00p  
 OAKLAND AT BUFFALO ..... 1:00p  
 TAMPA BAY AT CHICAGO ..... 12:00p  
 CAROLINA AT MINNESOTA ..... 12:00p  
 MIAMI AT NEW ENGLAND ..... 1:00p  
 CINCINNATI AT N.Y. GIANTS ..... 1:00p  
**HOUSTON AT TENNESSEE ..... 12:00p**  
 ARIZONA AT WASHINGTON ..... 1:00p  
 NEW ORLEANS AT DENVER ..... 2:05p  
 DETROIT AT SAN FRANCISCO ..... 1:05p  
 ST. LOUIS AT SEATTLE ..... 1:05p  
 CLEVELAND AT BALTIMORE ..... 4:15p  
 JACKSONVILLE AT INDIANAPOLIS ..... 4:15p  
 PITTSBURGH AT PHILADELPHIA ..... 4:15p  
 DALLAS AT GREEN BAY ..... 7:15p

## **MONDAY, SEPTEMBER 22**

N.Y. JETS AT SAN DIEGO ..... 5:30p

## **SUNDAY, SEPTEMBER 28 (WEEK 4)**

(*BYES: DETROIT, INDIANAPOLIS, MIAMI, NEW ENGLAND, N.Y. GIANTS, SEATTLE*)

ATLANTA AT CAROLINA ..... 1:00p  
 CLEVELAND AT CINCINNATI ..... 1:00p  
 HOUSTON AT JACKSONVILLE ..... 1:00p  
 DENVER AT KANSAS CITY ..... 12:00p  
 SAN FRANCISCO AT NEW ORLEANS ..... 12:00p  
 ARIZONA AT N.Y. JETS ..... 1:00p  
 GREEN BAY AT TAMPA BAY ..... 1:00p  
**MINNESOTA AT TENNESSEE ..... 12:00p**  
 SAN DIEGO AT OAKLAND ..... 1:05p  
 BUFFALO AT ST. LOUIS ..... 3:05p  
 WASHINGTON AT DALLAS ..... 3:15p  
 PHILADELPHIA AT CHICAGO ..... 7:15p

## **MONDAY, SEPTEMBER 29**

BALTIMORE AT PITTSBURGH ..... 8:30p

## **SUNDAY, OCTOBER 5 (WEEK 5)**

(*BYES: CLEVELAND, N.Y. JETS, ST. LOUIS, OAKLAND*)

**TENNESSEE AT BALTIMORE ..... 1:00p**  
 KANSAS CITY AT CAROLINA ..... 1:00p  
 CHICAGO AT DETROIT ..... 1:00p  
 ATLANTA AT GREEN BAY ..... 12:00p  
 INDIANAPOLIS AT HOUSTON ..... 12:00p  
 SAN DIEGO AT MIAMI ..... 1:00p  
 SEATTLE AT N.Y. GIANTS ..... 1:00p  
 WASHINGTON AT PHILADELPHIA ..... 1:00p  
 TAMPA BAY AT DENVER ..... 2:05p  
 BUFFALO AT ARIZONA ..... 1:15p  
 CINCINNATI AT DALLAS ..... 3:15p  
 NEW ENGLAND AT SAN FRANCISCO ..... 1:15p  
 PITTSBURGH AT JACKSONVILLE ..... 8:15p

## **MONDAY, OCTOBER 6**

MINNESOTA AT NEW ORLEANS ..... 7:30p

## **SUNDAY, OCTOBER 12 (WEEK 6)**

(*BYES: BUFFALO, KANSAS CITY, PITTSBURGH, TENNESSEE*)

CHICAGO AT ATLANTA ..... 1:00p  
 MIAMI AT HOUSTON ..... 12:00p  
 BALTIMORE AT INDIANAPOLIS ..... 1:00p  
 DETROIT AT MINNESOTA ..... 12:00p  
 OAKLAND AT NEW ORLEANS ..... 12:00p  
 CINCINNATI AT N.Y. JETS ..... 1:00p  
 CAROLINA AT TAMPA BAY ..... 1:00p  
 ST. LOUIS AT WASHINGTON ..... 1:00p  
 JACKSONVILLE AT DENVER ..... 2:05p  
 DALLAS AT ARIZONA ..... 1:15p  
 PHILADELPHIA AT SAN FRANCISCO ..... 1:15p  
 GREEN BAY AT SEATTLE ..... 1:15p  
 NEW ENGLAND AT SAN DIEGO ..... 5:15p

## **MONDAY, OCTOBER 13**

N.Y. GIANTS AT CLEVELAND ..... 8:30p

Front Office

Coaching Staff

Players

Rookies

2007 Season

Records

History

Playoff History

Sidelines

# 2008 NFL SCHEDULE

Front Office  
Coaching Staff  
Players  
Rookies  
2007 Season  
Records  
History  
Playoff History  
Sidelines

## SUNDAY, OCTOBER 19 (WEEK 7)

(BYES: ARIZONA, ATLANTA, JACKSONVILLE, PHILADELPHIA)

SAN DIEGO AT BUFFALO .....1:00p  
NEW ORLEANS AT CAROLINA .....1:00p  
MINNESOTA AT CHICAGO .....12:00p  
PITTSBURGH AT CINCINNATI .....1:00p  
**TENNESSEE AT KANSAS CITY .....12:00p**  
BALTIMORE AT MIAMI .....1:00p  
SAN FRANCISCO AT N.Y. GIANTS .....1:00p  
DALLAS AT ST. LOUIS .....12:00p  
DETROIT AT HOUSTON .....3:05p  
INDIANAPOLIS AT GREEN BAY .....3:15p  
N.Y. JETS AT OAKLAND .....1:15p  
CLEVELAND AT WASHINGTON .....4:15p  
SEATTLE AT TAMPA BAY .....8:15p

## MONDAY, OCTOBER 20

DENVER AT NEW ENGLAND .....8:30p

## SUNDAY, OCTOBER 26 (WEEK 8)

(BYES: CHICAGO, CINCINNATI, DENVER, GREEN BAY, HOUSTON, MINNESOTA)

OAKLAND BALTIMORE .....1:00p  
ARIZONA AT CAROLINA .....1:00p  
TAMPA BAY AT DALLAS .....12:00p  
WASHINGTON AT DETROIT .....1:00p  
BUFFALO AT MIAMI .....1:00p  
ST. LOUIS AT NEW ENGLAND .....1:00p  
SAN DIEGO AT NEW ORLEANS (LONDON) 5:00p  
KANSAS CITY AT N.Y. JETS .....1:00p  
ATLANTA AT PHILADELPHIA .....1:00p  
CLEVELAND AT JACKSONVILLE .....4:05p  
N.Y. GIANTS AT PITTSBURGH .....4:15p  
SEATTLE AT SAN FRANCISCO .....1:15p

## MONDAY, OCTOBER 27

**INDIANAPOLIS AT TENNESSEE .....7:30p**

## SUNDAY, NOVEMBER 2 (WEEK 9)

(BYES: CAROLINA, NEW ORLEANS, SAN DIEGO, SAN FRANCISCO)

N.Y. JETS AT BUFFALO .....1:00p  
DETROIT AT CHICAGO .....12:00p  
JACKSONVILLE AT CINCINNATI .....1:00p  
BALTIMORE AT CLEVELAND .....1:00p  
TAMPA BAY AT KANSAS CITY .....12:00p  
HOUSTON AT MINNESOTA .....12:00p  
ARIZONA AT ST. LOUIS .....12:00p  
**GREEN BAY AT TENNESSEE .....12:00p**  
MIAMI AT DENVER .....2:05p  
DALLAS AT N.Y. GIANTS .....4:15p  
ATLANTA AT OAKLAND .....1:15p  
PHILADELPHIA AT SEATTLE .....1:15p  
NEW ENGLAND AT INDIANAPOLIS .....8:15p

## MONDAY, NOVEMBER 3

PITTSBURGH AT WASHINGTON .....8:30p

## THURSDAY, NOVEMBER 6 (WEEK 10)

(BYES: BALTIMORE, DALLAS, TAMPA BAY, WASHINGTON)

DENVER AT CLEVELAND .....8:15p

## SUNDAY, NOVEMBER 9

NEW ORLEANS AT ATLANTA .....1:00p  
**TENNESSEE AT CHICAGO .....12:00p**  
JACKSONVILLE AT DETROIT .....1:00p  
CINCINNATI AT HOUSTON .....12:00p  
SEATTLE AT MIAMI .....1:00p  
GREEN BAY AT MINNESOTA .....12:00p  
BUFFALO AT NEW ENGLAND .....1:00p  
ST. LOUIS AT N.Y. JETS .....1:00p  
CAROLINA AT OAKLAND .....1:05p  
INDIANAPOLIS AT PITTSBURGH .....4:15p  
KANSAS CITY AT SAN DIEGO .....1:15p  
N.Y. GIANTS AT PHILADELPHIA .....8:15p

## MONDAY, NOVEMBER 10

SAN FRANCISCO AT ARIZONA .....6:30p

## THURSDAY, NOVEMBER 13 (WEEK 11)

N.Y. JETS AT NEW ENGLAND .....8:15p

## SUNDAY, NOVEMBER 16

DENVER AT ATLANTA .....1:00p  
DETROIT AT CAROLINA .....1:00p  
PHILADELPHIA AT CINCINNATI .....1:00p  
CHICAGO AT GREEN BAY .....12:00p  
HOUSTON AT INDIANAPOLIS .....1:00p  
**TENNESSEE AT JACKSONVILLE .....1:00p**  
NEW ORLEANS AT KANSAS CITY .....12:00p  
OAKLAND AT MIAMI .....1:00p  
BALTIMORE AT N.Y. GIANTS .....1:00p  
MINNESOTA AT TAMPA BAY .....1:00p  
ST. LOUIS AT SAN FRANCISCO .....1:05p  
ARIZONA AT SEATTLE .....1:05p  
SAN DIEGO AT PITTSBURGH .....4:15p  
DALLAS AT WASHINGTON \* .....8:15p

## MONDAY, NOVEMBER 17

CLEVELAND AT BUFFALO .....8:30p

## THURSDAY, NOVEMBER 20 (WEEK 12)

CINCINNATI AT PITTSBURGH .....8:15p

## SUNDAY, NOVEMBER 23

CAROLINA AT ATLANTA .....1:00p  
PHILADELPHIA AT BALTIMORE .....1:00p  
HOUSTON AT CLEVELAND .....1:00p  
SAN FRANCISCO AT DALLAS .....12:00p  
TAMPA BAY AT DETROIT .....1:00p  
MINNESOTA AT JACKSONVILLE .....1:00p  
BUFFALO AT KANSAS CITY .....12:00p  
NEW ENGLAND AT MIAMI .....1:00p  
CHICAGO AT ST. LOUIS .....12:00p  
**N.Y. JETS AT TENNESSEE .....12:00p**  
OAKLAND AT DENVER .....2:05p  
N.Y. GIANTS AT ARIZONA .....2:15p  
WASHINGTON AT SEATTLE .....1:15p  
INDIANAPOLIS AT SAN DIEGO \* .....5:15p

**MONDAY, NOVEMBER 24**

GREEN BAY AT NEW ORLEANS ..... 7:30p

**THURSDAY, NOVEMBER 27 (WEEK 13)**

**TENNESSEE AT DETROIT .....12:30p**  
 SEATTLE AT DALLAS ..... 3:15p  
 ARIZONA AT PHILADELPHIA ..... 8:15p

**SUNDAY, NOVEMBER 30**

SAN FRANCISCO AT BUFFALO ..... 1:00p  
 BALTIMORE AT CINCINNATI ..... 1:00p  
 INDIANAPOLIS AT CLEVELAND ..... 1:00p  
 CAROLINA AT GREEN BAY ..... 12:00p  
 DENVER AT N.Y. JETS ..... 1:00p  
 MIAMI AT ST. LOUIS ..... 12:00p  
 NEW ORLEANS AT TAMPA BAY ..... 1:00p  
 N.Y. GIANTS AT WASHINGTON ..... 1:00p  
 ATLANTA AT SAN DIEGO ..... 1:05p  
 PITTSBURGH AT NEW ENGLAND ..... 4:15p  
 KANSAS CITY AT OAKLAND ..... 1:15p  
 CHICAGO AT MINNESOTA \* ..... 7:15p

**MONDAY, DECEMBER 1**

JACKSONVILLE AT HOUSTON ..... 7:30p

**THURSDAY, DECEMBER 4 (WEEK 14)**

OAKLAND AT SAN DIEGO ..... 5:15p

**SUNDAY, DECEMBER 7**

WASHINGTON AT BALTIMORE ..... 1:00p  
 JACKSONVILLE AT CHICAGO ..... 12:00p  
 MINNESOTA AT DETROIT ..... 1:00p  
 HOUSTON AT GREEN BAY ..... 12:00p  
 CINCINNATI AT INDIANAPOLIS ..... 1:00p  
 ATLANTA AT NEW ORLEANS ..... 12:00p  
 PHILADELPHIA AT N.Y. GIANTS ..... 1:00p  
**CLEVELAND AT TENNESSEE .....12:00p**  
 MIAMI AT BUFFALO (TORONTO) ..... 4:05p  
 KANSAS CITY AT DENVER ..... 2:05p  
 N.Y. JETS AT SAN FRANCISCO ..... 1:05p  
 ST. LOUIS AT ARIZONA ..... 2:15p  
 DALLAS AT PITTSBURGH ..... 4:15p  
 NEW ENGLAND AT SEATTLE \* ..... 5:15p

**MONDAY, DECEMBER 8**

TAMPA BAY AT CAROLINA ..... 8:30p

**THURSDAY, DECEMBER 11 (WEEK 15)**

NEW ORLEANS AT CHICAGO ..... 7:15p

**SUNDAY, DECEMBER 14**

TAMPA BAY AT ATLANTA ..... 1:00p  
 PITTSBURGH AT BALTIMORE ..... 1:00p  
 DENVER AT CAROLINA ..... 1:00p  
 WASHINGTON AT CINCINNATI ..... 1:00p  
**TENNESSEE AT HOUSTON .....12:00p**  
 DETROIT AT INDIANAPOLIS ..... 1:00p  
 GREEN BAY AT JACKSONVILLE ..... 1:00p  
 SAN DIEGO AT KANSAS CITY ..... 12:00p  
 SAN FRANCISCO AT MIAMI ..... 1:00p  
 BUFFALO AT N.Y. JETS ..... 1:00p  
 SEATTLE AT ST. LOUIS ..... 12:00p  
 MINNESOTA AT ARIZONA ..... 2:05p  
 NEW ENGLAND AT OAKLAND ..... 1:15p  
 N.Y. GIANTS AT DALLAS \* ..... 7:15p

**MONDAY, DECEMBER 15**

CLEVELAND AT PHILADELPHIA ..... 8:30p

**THURSDAY, DECEMBER 18 (WEEK 16)**

INDIANAPOLIS AT JACKSONVILLE ..... 8:15p

**SATURDAY, DECEMBER 20**

BALTIMORE AT DALLAS ..... 7:15p

**SUNDAY, DECEMBER 21**

CINCINNATI AT CLEVELAND ..... 1:00p  
 NEW ORLEANS AT DETROIT ..... 1:00p  
 MIAMI AT KANSAS CITY ..... 12:00p  
 ATLANTA AT MINNESOTA ..... 12:00p  
 ARIZONA AT NEW ENGLAND ..... 1:00p  
 CAROLINA AT N.Y. GIANTS ..... 1:00p  
 SAN FRANCISCO AT ST. LOUIS ..... 12:00p  
**PITTSBURGH AT TENNESSEE .....12:00p**  
 PHILADELPHIA AT WASHINGTON ..... 1:00p  
 BUFFALO AT DENVER ..... 2:05p  
 HOUSTON AT OAKLAND ..... 1:05p  
 N.Y. JETS AT SEATTLE ..... 1:05p  
 SAN DIEGO AT TAMPA BAY \* ..... 8:15p

**MONDAY, DECEMBER 22**

GREEN BAY AT CHICAGO ..... 7:30p

**SUNDAY, DECEMBER 28 (WEEK 17)**

ST. LOUIS AT ATLANTA ..... 1:00p  
 JACKSONVILLE AT BALTIMORE ..... 1:00p  
 NEW ENGLAND AT BUFFALO ..... 1:00p  
 KANSAS CITY AT CINCINNATI ..... 1:00p  
 DETROIT GREEN BAY ..... 12:00p  
 CHICAGO AT HOUSTON ..... 12:00p  
**TENNESSEE AT INDIANAPOLIS .....1:00p**  
 N.Y. GIANTS AT MINNESOTA ..... 12:00p  
 CAROLINA AT NEW ORLEANS ..... 12:00p  
 MIAMI AT N.Y. JETS ..... 1:00p  
 DALLAS AT PHILADELPHIA ..... 1:00p  
 CLEVELAND AT PITTSBURGH ..... 1:00p  
 OAKLAND AT TAMPA BAY ..... 1:00p  
 SEATTLE AT ARIZONA ..... 2:15p  
 DENVER AT SAN DIEGO ..... 1:15p  
 WASHINGTON AT SAN FRANCISCO ..... 1:15p

**POSTSEASON**

**Saturday, January 3**

AFC and NFC Wild Card Playoffs

**Sunday, January 4**

AFC and NFC Wild Card Playoffs

**Saturday, January 10**

AFC and NFC Divisional Playoffs

**Sunday, January 11**

AFC and NFC Divisional Playoffs

**Sunday, January 18**

AFC and NFC Championship Games

**Sunday, February 1**

Super Bowl XLIII at Raymond James Stadium, Tampa, FL

**Sunday, February 8**

AFC-NFC Pro Bowl in Honolulu, Hawaii (FOX)

**CREDENTIAL REQUESTS:** Credential requests will be honored only for working media on specific assignment for a recognized news organization or sports publication. Credentials will not be issued to free-lance writers or photographers unless requested by a recognized news organization or sports publication. All credential requests must be submitted online at <http://media.titansonline.com> (media section). Please call 615-565-4100 for instructions. REQUESTS MUST BE RECEIVED AT LEAST ONE WEEK PRIOR TO A HOME GAME.

**PARKING:** Parking for Titans games also must be applied for via written request. The appropriate parking pass will be required for access to all stadium parking lots on game day. Television trucks which provide satellite, uplink or microwave functions will be parked adjacent to Gate 6. A parking pass is required.

**MEDIA ENTRANCE, CREDENTIAL WILL-CALL:** The media entrance is located at Gate 6. The appropriate game credential must be presented at the media entrance for admission into the stadium. Game credentials not picked up in advance will be available on game day at the credential will-call window at Gate 6. The window will open three hours prior to kickoff. Parking passes will not be left at the window.

**PHOTOGRAPHERS:** Photographers who are credentialed on a season-long basis for sideline access will be required to wear a special vest and corresponding credential. Sideline access for NFL games is limited to photographers on assignment for a recognized news organization or sports publication. No one except network television personnel and authorized game personnel will be admitted to the field without a camera. All field photographers must remain outside the bench areas and outside the yellow border surrounding the playing field.

**POSTGAME INTERVIEWS AND LOCKER ROOM ACCESS:** Members of the media needing to conduct postgame interviews will be given access to the Titans' and visitors' interview rooms after each game, as well as the home and visiting locker rooms. NO STILL PHOTOGRAPHY OR AUTOGRAPHS ARE ALLOWED IN THE LOCKER ROOM. With five minutes remaining in the fourth quarter, take the media elevator or stairs to the field level. With two minutes remaining in the fourth quarter, media members will be allowed on the field. NO INTERVIEWS ARE ALLOWED ON THE PLAYING FIELD. Jeff Fisher's postgame interview session with the media will begin approximately 10 minutes following the conclusion of the game and will be held in the Titans interview room across from the Titans' locker room. Electronic media covering the press conference are asked to use the mult-box behind the camera platform to ease congestion at the podium. Players will be available approximately 10 minutes after the game when the locker room is open. The visiting head coach will be available in the visitors' interview room adjacent to the visiting locker room.

**PRESS BOX:** The press box phone numbers are (615) 565-4450 (home p.r.) and (615) 565-4452 (visiting p.r.).

## DURING THE WEEK

**MEDIA WORKROOM:** The media workroom is located at the Titans' practice facility at MetroCenter. The room is available to working media throughout the week. Phones, Titans information, NFL news releases and other information are available. The phone number in the media workroom is (615) 565-4116.

**JEFF FISHER INTERVIEWS:** Head Coach Jeff Fisher will conduct a weekly news conference each Monday in the Practice Facility Auditorium. He will also be available following practice on Wednesday, Thursday and Friday.

**PLAYER INTERVIEWS:** The Titans' locker room is open to accredited media for specific interview periods during the week. Tuesday is the players' day off. The locker room is open to the media on Wednesdays, Thursdays and Fridays. All interviews should be arranged through the Titans' Media Relations office. Interviews may be conducted in person or by phone. Please call in advance when possible to schedule.

**PRESS RELEASES:** The Titans' weekly press releases, as well as other news and information on the club, can be accessed on the team's official web site at [www.titansonline.com](http://www.titansonline.com). Members of the media can also access the Titans' media website at [media.titansonline.com](http://media.titansonline.com) (password required) and obtain league information from the NFL's media site at [www.nflmedia.com](http://www.nflmedia.com) (password required). The NFL's official web site address is [www.nfl.com](http://www.nfl.com).

# NOTES





# HOW DO YOU PUT TOGETHER 10 SUCCESSFUL SEASONS? ONE GAME AT A TIME!

Putting together a successful season requires strategy and execution every game. That's how we approach each project we undertake. Let us help you meet your communication goals.

**Congratulations to the Titans on 10 great seasons and thanks for making us a part of the team!**

**R&S Printing Service, Inc.**  
*A tradition of quality.*



510 Mapleleaf Drive • Nashville, Tennessee 37210  
Telephone 615.254.7748 • Toll Free 800.974.9888 • Facsimile 615.254.7752  
[www.RandSPrinting.com](http://www.RandSPrinting.com)