



TENNESSEE TITANS
HISTORY

2021 SEASON (12-5 REGULAR SEASON, 0-1 PLAYOFFS) • 1ST PLACE AFC SOUTH

DATE	OPPONENT	SCORE	W/L	ATT
Sept. 12	ARIZONA	13-38	L	67,216
Sept. 19	at Seattle	33-30	W (OT)	68,585
Sept. 26	INDIANAPOLIS	25-16	W	67,914
Oct. 3	at N.Y. Jets	24-27	L (OT)	70,232
Oct. 10	at Jacksonville	37-19	W	58,282
Oct. 18	BUFFALO	34-31	W	69,419
Oct. 24	KANSAS CITY	27-3	W	69,484
Oct. 31	at Indianapolis	34-31	W (OT)	59,175
Nov. 7	at L.A. Rams	28-16	W	71,785
Nov. 14	NEW ORLEANS	23-21	W	69,414
Nov. 21	HOUSTON	13-22	L	67,395
Nov. 28	at New England	13-36	L	65,878
Dec. 12	JACKSONVILLE	20-0	W	67,808
Dec. 19	at Pittsburgh	13-19	L	59,521
Dec. 23	SAN FRANCISCO	20-17	W	69,361
Jan. 2	MIAMI	34-3	W	69,091
Jan. 9	at Houston	28-25	W	66,722
Jan. 22	Cincinnati	16-19	L	69,242

	TITANS	OPP
Total First Downs	362	331
Rushing	134	90
Passing	194	204
Penalty	34	37
3rd Down: Made/Att	103/236	77/210
3rd Down Pct.	43.6	36.7
4th Down: Made/Att	15/24	14/24
4th Down Pct.	62.5	58.3
Possession Avg.	32:40	27:20
Total Net Yards	5,822	5,607
Avg. Per Game	342.5	329.8
Total Plays	1133	1039
Avg. Per Play	5.1	5.4
Net Yards Rushing	2,404	1,438
Avg. Per Game	141.4	84.6
Total Rushes	551	368
Net Yards Passing	3,418	4,169
Avg. Per Game	201.1	245.2
Sacked/Yards Lost	47/327	43/316
Gross Yards	3745	4485
Att./Completions	535/359	628/395
Completion Pct.	67.1	62.9
Had Intercepted	14	16
Punts/Average	58/44.6	67/44.6
Net Punting Avg.	58/39.8	67/38.7
Penalties/Yards	103/973	118/1,070
Fumbles/Ball Lost	25/11	21/6
Touchdowns	49	38
Rushing	23	14
Passing	22	24
Returns	4	0

BY PERIODS	1	2	3	4	OT	PTS
Team	61	167	65	120	6	419
Opponents	56	112	84	99	3	354

SCORING	TD	RU	PA	RT	PAT	FG	S	TP
Bullock	0	0	0	0	42/45	26/31	0	120
Henry	10	10	0	0			0	62
Tannehill	7	7	0	0			0	42
A.J. Brown	5	0	5	0			0	30
Westbrook-Ikhine	4	0	4	0			0	24
Pruitt	3	0	3	0			0	20
Firkser	3	0	2	1			0	18
Foreman	3	3	0	0			0	18
Swaim	3	0	3	0			0	18
Byard	2	0	0	2			0	12
Hilliard	2	2	0	0			0	12
Batson	1	0	1	0			0	6
Fitzpatrick	1	0	1	0			0	6
Ju. Jones	1	0	1	0			0	6
McNichols	1	0	1	0			0	6
Molden	1	0	0	1			0	6
Peterson	1	1	0	0			0	6
Rogers	1	0	1	0			0	6
Badgley	0	0	0	0	1/2	0/1	0	1
Team	49	23	22	4	43/47	26/32	0	419
Opponents	38	14	24	0	29/34	31/38	0	354

2-Pt Conversions: Henry, Pruitt, **TM 2-2; OP 2-4**
FUM/lost: Tannehill 10/4, Rogers 4/1, Firkser 2/1, Foreman 2/1, Hilliard 2/1, Blasingame 1/1, Brewer 1/0, Henry 1/0, McMath 1/1, Westbrook-Ikhine 1/1

RUSHING	No	Yds	Avg	Lg	TD
Henry	219	937	4.3	76t	10
Foreman	133	566	4.3	35	3
Hilliard	56	350	6.3	68t	2
Tannehill	55	270	4.9	28	7
McNichols	41	156	3.8	14	0
Peterson	27	82	3.0	16	1
Batson	2	15	7.5	11	0

PASSING	Att	Cmp	Pct	Yards	Yds/Att	TD	Int	Lg	Sk/Yds	Rating
Tannehill	531	357	67.2	3,734	7.03	21	14	57t	47/327	89.6
A.J. Brown	2	0	0.0	0	0.00	0	0	---	0/0	39.6
M. Farley	1	1	100.0	6	6.00	0	0	6	0/0	91.7
Henry	1	1	100.0	5	5.00	1	0	5t	0/0	127.1
Team	535	359	67.1	3,745	7.00	22	14	57t	47/327	90.0
Opponents	628	395	62.9	4,485	7.14	24	16	68t	43/316	86.4

A.J. Brown	2	10	5.0	7	0
Rogers	1	9	9.0	9	0
D. Evans	2	7	3.5	5	0
Blasingame	3	6	2.0	3	0
Sargent	2	4	2.0	2	0
M. Johnson	2	-2	-1.0	5	0
Woodside	6	-6	-1.0	-1	0
Team	551	2,404	4.4	76t	23
Opponents	368	1,438	3.9	58t	14

RECEIVING	No	Yds	Avg	Lg	TD
A.J. Brown	63	869	13.8	57t	5
Westbrook-Ikhine	38	476	12.5	46	4
Firkser	34	291	8.6	24	2
Ju. Jones	31	434	14.0	51	1
Swaim	31	210	6.8	26	3
Rogers	30	301	10.0	39	1
McNichols	28	240	8.6	27	1
Hilliard	19	87	4.6	28	0
Henry	18	154	8.6	16	0
Pruitt	14	145	10.4	22	3
Reynolds	10	90	9.0	12	0
M. Johnson	9	160	17.8	50	0
Foreman	9	123	13.7	39	0
Fitzpatrick	5	49	9.8	18t	1
Hollister	4	33	8.3	14	0
Peterson	4	8	2.0	5	0
Hudson	3	31	10.3	14	0
Batson	2	15	7.5	13	1
D. Evans	2	11	5.5	6	0
McMath	2	8	4.0	9	0
Blasingame	2	4	2.0	5	0
Hooker	1	6	6.0	6	0
Team	359	3,745	10.4	57t	22
Opponents	395	4,485	11.4	68t	24

INTERCEPTIONS	No	Yds	Avg	Lg	TD
Byard	5	66	13.2	24t	1
Fulton	2	13	6.5	13	0
Long	2	6	3.0	6	0
R. Evans	2	1	0.5	1	0
Hooker	1	21	21.0	21	0
Skirne	1	17	17.0	17	0
J. Brown	1	2	2.0	2	0
Molden	1	2	2.0	2t	1
Jenkins	1	0	0.0	0	0
Team	16	128	8.0	24t	2
Opponents	14	252	18.0	82	0

PUNTING	No	Yds	Avg	Net	TB	In	Lg	B
Kern	47	2,105	44.8	40.4	1	18	59	0
Townsend	11	465	42.3	37.0	1	2	63	0
Team	58	2,570	44.3	39.8	2	20	63	0
Opponents	67	2,986	44.6	38.7	5	27	66	0

KICKOFF RETURNS	No	Yds	Avg	Lg	TD
Rogers	14	282	20.1	37	0
M. Johnson	9	179	19.9	31	0
Hilliard	8	177	22.1	26	0
Batson	5	80	16.0	20	0
McNichols	2	31	15.5	16	0
Blasingame	1	12	12.0	12	0
D. Evans	1	17	17.0	17	0
Team	40	778	19.5	37	0
Opponents	40	812	20.3	37	0

FIELD GOALS	1-19	20-29	30-39	40-49	50+
Bullock	0/0	5/5	12/12	8/13	1/1
Badgley	0/0	0/0	0/0	0/1	0/0
Team	0/0	5/5	12/12	8/14	1/1
Opponents	0/0	12/12	9/9	7/8	3/9

Bullock: () (33G,30G,24G,44N,36G) (32G) (44G,46G,36G,49N) (34G) (43G,38G) (34G,51G) (46G,44G) () (28G,36G,36G) () (44N) (47N,44G,29G) (26G,32G) (38G,44G) (23G,44G) (42N)
TM: (46N) (33G,30G,24G,44N,36G) (32G) (44G,46G,36G,49N) (34G) (43G,38G) (34G,51G) (46G,44G) () (28G,36G,36G) () (44N) (47N,44G,29G) (26G,32G) (38G,44G) (23G,44G) (42N)
OPP: (34G,43N) (31G) (43G,28G,24G,51N) (27G,22G) (53N) (24G,28G,52G) (42G,57N) (34G) (34G,22G,54G) (20G) (43G,24G,37G) (22G,37G,44G,53N,28G,52G) () (36G,56N,28G,46G,48G) (48G)(39G,53N) (31G)
SACKS
 Landry 12, Autry 9, Simmons 8.5, Dupree 3, Adeniyi 2.5, N. Jones 2.5, Peko 2, Roberson 1.5, Byard 1, (group) 1
TM 43, OPP 47

TACKLES (Total-Assists-Solo)
 Byard (88-57-31), Landry (75-52-23), Long (75-46-29), Hooker (62-38-24), Molden (60-42-18), R. Evans (57-35-22), Jenkins (55-39-16), J. Brown (55-36-19), Simmons (54-42-12), Fulton (40-30-10), Cruikshank (38-27-11), Jackson (33-28-5), Autry (32-25-7), Rice (30-15-15), N. Jones (29-18-11), Cunningham (25-18-7), Dupree (17-13-4), Skirne (17-11-6), Tart (16-10-6), Adeniyi (11-8-3), Mabin (10-9-1), Peko (10-7-3), Roberson (10-6-4), Murchison (8-4-4), C. Jones (6-5-1), Simon (6-4-2), Cole (6-2-4), M. Farley (5-4-1), C. Farley (4-4-0), Borders (4-3-1), Dzubnar (4-1-3), McDougald (3-3-0), Strong (3-1-2), Ankok (3-3-0), Weaver (2-0-2), Bledsoe (1-1-0), A.J. Brown (1-1-0), Jo. Jones (1-0-1)

USUAL STARTING LINEUP

OFFENSE

WR A.J. Brown (11)
 TE Geoff Swaim (87)
 LT Taylor Lewan (77)
LG Rodger Saffold III (76)
 C Ben Jones (60)
 RG Nate Davis (64)
 RT David Quessenberry (72)
 WR Nick Westbrook-Ikhine (15)
 WR Julio Jones (2)
 QB Ryan Tannehill (17)
 RB Derrick Henry (22)

DEFENSE

DE Denico Autry (96)
 NT Teair Tart (93)
DT Jeffery Simmons (98)
 OLB Bud Dupree (48)
 ILB David Long Jr. (51)
 ILB Rashaan Evans (54)
OLB Harold Landry III (58)
 CB Jackrabbit Jenkins (20)
 SS Amani Hooker (36)
FS Kevin Byard (31)
 CB Kristian Fulton (26)

SPECIALISTS

K Randy Bullock (14)
 P Brett Kern (6)
 PR Chester Rogers (80)
 KR Chester Rogers (80)

Pro Bowl All-Pro

GM: Jon Robinson; **Head Coach:** Mike Vrabel
Asst. Coaches: Shane Bowen (def. coordinator), Todd Downing (off. coordinator), Craig Aukerman (ST), Brian Bell (strength and conditioning assist.), Scott Booker (safeties), Keith Carter (OL), Ryan Crow (OLB), Tony Dews (RB), Matt Edwards (assist. ST), Erik Frazier (off. skill assist.), Mondray Gee (strength and conditioning assist.), Jim Haslett (ILB), Jason Houghtaling (assist. OL), Zak Kuhl (assist. ILB), Anthony Midget (secondary), Rob Moore (WR), Pat O'Hara (QB), Frank Piraino (strength and conditioning), Jim Schwartz (senior def. assist.), Luke Stechel (TE), John Streicher (coordinator of football development), Mike Sullivan (assist. OL), Kenechi Udezue (assist. DL), Terrell Williams (DL)

AMERICAN FOOTBALL CONFERENCE STANDINGS

AFC EAST	W	L	T	Pct
Buffalo	11	6	0	.647
* New England				

2020 SEASON (II-S REGULAR SEASON, O-I PLAYOFFS) • 1ST PLACE AFC SOUTH

DATE	OPPONENT	SCORE	W/L	ATT
Sept. 14	at Denver	16-14	W	
Sept. 20	Jacksonville	33-30	W	
Sept. 27	at Minnesota	31-30	W	
Oct. 13	Buffalo	42-16	W	8,403
Oct. 18	Houston	42-36	W (OT)	10,166
Oct. 25	Pittsburgh	24-27	L	10,355
Nov. 1	at Cincinnati	20-31	L	9,712
Nov. 8	Chicago	24-17	W	13,871
Nov. 12	Indianapolis	17-34	L	13,949
Nov. 22	at Baltimore	30-24	W (OT)	
Nov. 29	at Indianapolis	45-26	W	12,464
Dec. 6	Cleveland	35-41	L	13,986
Dec. 13	at Jacksonville	31-10	W	15,896
Dec. 20	Detroit	46-25	W	13,797
Dec. 27	at Green Bay	14-40	L	
Jan. 3	at Houston	41-38	W	12,504
Jan. 10	Baltimore	13-20	L	14,029

	TITANS	OPP
Total First Downs	381	391
Rushing	142	113
Passing	203	247
Penalty	36	31
3rd Down: Made/Att	84/182	111/214
3rd Down Pct.	46.2	51.9
4th Down: Made/Att	10/16	15/26
4th Down Pct.	62.5	57.7
Possession Avg.	28:28	31:32
Total Net Yards	6343	6372
Avg. Per Game	396.4	398.3
Total Plays	1031	1076
Avg. Per Play	6.2	5.9
Net Yards Rushing	2690	1933
Avg. Per Game	168.1	120.8
Total Rushes	521	427
Net Yards Passing	3653	4439
Avg. Per Game	228.3	277.4
Sacked/Yards Lost	25/173	19/154
Gross Yards	3826	4593
Att./Completions	485/316	630/423
Completion Pct.	65.2	67.1
Had Intercepted	7	15
Punts/Average	50/45.1	45/47.7
Net Punting Avg.	50/40.1	45/41.8
Penalties/Yards	86/783	103/840
Fumbles/Ball Lost	15/5	21/8
Touchdowns	62	55
Rushing	26	18
Passing	33	36
Returns	3	1

BY PERIODS	1	2	3	4	OT	PTS
Team	96	144	101	138	12	491
Opponents	77	143	97	122	0	439

SCORING	TD	RU	PA	RT	PAT	FG	S	TP
Henry	17	17	0	0			0	104
Gostkowski	0	0	0	0	46/48	18/26	0	100
A. Brown	12	0	11	1			0	72
J. Smith	9	1	8	0			0	54
Sloman	0	0	0	0	5/5	2/2	0	11
Tannehill	7	7	0	0			0	46
C. Davis	5	0	5	0			0	30
Pruitt	3	0	2	1			0	18
Humphries	2	0	2	0			0	12
Batson	1	0	1	0			0	6
D. Evans	1	0	1	0			0	6
Firkser	1	0	1	0			0	6
Foreman	1	0	1	0			0	6
King	1	0	0	1			0	6
McNichols	1	1	0	0			0	6
Swaim	1	0	1	0			0	6
Westbrook-Ikhine	0	0	0	0			0	2
Team	62	26	33	3	51/53	20/28	0	491
Opponents	55	18	36	1	42/47	21/23	1	439

2-Pt Conversions: Tannehill 2, Henry, Westbrook-Ikhine, **TM 4-7**, **OPP 1-8**

FUM/Lost: Tannehill 6/11, Henry 3/2, A. Brown 2/1, Batson 1/0, Brinkley 1/0, C. Davis 1/1, Douglas 1/0

RUSHING	No	Yds	Avg	Lg	TD
Henry	378	2027	5.4	94t	17
Tannehill	43	266	6.2	45t	7
McNichols	47	204	4.3	20	1
Foreman	22	95	4.3	15	0
D. Evans	14	54	3.9	9	0
Batson	4	20	5.0	11	0
Woodside	7	10	1.4	18	0
Perry	2	9	4.5	6	0
Hooker	1	4	4.0	4	0
J. Smith	2	4	2.0	3	1
Humphries	0	0	---	---	0

PASSING	Att	Cmp	Pct	Yards	Yds/Att	TD	Int	Lg	Sk/Yds	Rating
Tannehill	481	315	65.5	3,819	7.94	33	7	75t	24/173	106.5
Woodside	3	1	33.3	7	2.33	0	0	7	0/0	42.4
Kern	1	0	0.0	0	0.0	0	0	0	0/0	39.6
Humphries	0	0	---	0	---	0	0	---	1/0	---
Team	485	316	65.2	3,826	7.89	33	7	75t	25/173	105.9
Opponents	630	423	67.1	4,593	7.29	36	15	75t	19/154	97.5

Raymond	1	-3	-3.0	-3	0
Team	521	2690	5.2	94t	26
Opponents	427	1933	4.5	59	18

RECEIVING	No	Yds	Avg	Lg	TD
A. Brown	70	1075	15.4	73t	11
C. Davis	65	984	15.1	75t	5
J. Smith	41	448	10.9	63	8
Firkser	39	387	9.9	45	1
Humphries	23	228	9.9	23	2
Henry	19	114	6.0	53	0
Batson	12	100	8.3	18	1
McNichols	12	55	4.6	9	0
Raymond	9	187	20.8	61	0
Swaim	9	83	9.2	16	1
Pruitt	5	49	9.8	22t	2
Blasingame	4	39	9.8	16	0
Westbrook-Ikhine	3	33	11.0	19	0
D. Evans	2	27	13.5	24	1
Hollister	1	12	12.0	12	0
Foreman	1	5	5.0	5t	1
Tannehill	1	0	0.0	0	0
Team	316	3826	12.1	75t	33
Opponents	423	4593	10.9	75t	36

INTERCEPTIONS	No	Yds	Avg	Lg	TD
Butler	4	111	27.8	68	0
Hooker	4	11	2.8	6	0
Fulton	1	44	44.0	44	0
Cruikshank	1	13	13.0	13	0
Joseph	1	5	5.0	5	0
Borders	1	0	0.0	0	0
J. Brown	1	0	0.0	0	0
Byard	1	0	0.0	0	0
Landry	1	0	0.0	0	0
T. Smith	0	5	---	5	0
Team	15	189	12.6	68	0
Opponents	7	81	11.6	25	0

PUNTING	No	Yds	Avg	Net	TB	In	Lg	B
Kern	37	1695	45.8	41.5	3	22	66	0
Allen	8	404	50.5	40.0	1	0	65	0
Daniel	4	157	39.3	30.0	0	0	52	1
Team	50	2256	45.1	40.1	4	22	66	1
Opponents	45	2147	47.7	41.8	3	19	71	0

PUNT RETURNS	No	FC	Yds	Avg	Lg	TD
Raymond	23	11	208	9.0	40	0
Batson	0	1	0	---	---	0
Team	23	12	208	9.0	40	0
Opponents	20	13	171	8.6	57	0

KICKOFF RETURNS	No	Yds	Avg	Lg	TD
Raymond	15	275	18.3	30	0
Batson	11	231	21.0	35	0
D. Evans	9	206	22.9	31	0
Blasingame	1	11	11.0	11	0
A. Brown	1	42	42.0	42t	1
Kalu	1	2	2.0	2	0
Team	38	767	20.2	42t	1
Opponents	37	823	22.2	49	0

FIELD GOALS	1-19	20-29	30-39	40-49	50+
Gostkowski	0/0	2/3	4/5	5/10	7/8
Sloman	0/0	0/0	1/1	1/1	0/0
Team	0/0	2/3	5/6	6/11	7/8
Opponents	0/0	7/7	6/6	5/6	3/4

Gostkowski: (47N,44B,42N,25G)(51G,49G)(39G,31G,30G,51G,54G,55G)(27B,37N)(51G,45N)(53N)(40G)(50G,44N)(40G,40G,22G)(49G)(53G)(38G)(0)

Sloman, Ten.: (0)(0)(0)(0)(0)(0)(0)(0)(47G,37G)

TM: (47N,44B,42N,25G)(51G,49G)(39G,31G,30G,51G,54G,55G)(27B,37N)(51G,45N)(53N)(40G)(50G,44N)(40G,40G,22G)(49G)(53G)(38G)(47G,37G)

OPP: ((35G)(41G,49N)(43G)(38G)(38G,30G)(33G)(22G)(24G,43G)(30G,27G,29G)(27G,43G)(53B,53G)(53G)(24G,43G,28G,51G)

SACKS
Landry 5.5, Simmons 3, Crawford 2, D. Jones 2, King 1, J. Brown 1, Fulton 1, Ray 1, Reed 1, Vaccaro 1, R. Evans 0.5
TM 19, OPP 25

TACKLES (Solo-Assists-Total)
Byard (111-79-32), Butler (100-86-14), R. Evans (96-59-37), Vaccaro (83-62-21), Brown (76-45-31), Landry III (69-46-23), Long Jr. (50-28-22), Jones (49-29-20), Simmons (49-24-25), Hooker (44-30-14), King II (31-21-10), Joseph (29-25-4), Crawford (28-20-8), Borders (27-22-5), C. Jackson (21-12-9), Clowney (19-14-5), Fulton (16-14-2), T. Smith (14-10-4), Compton (14-8-6), A. Jackson (12-9-3), Dickerson (10-4-6), Kalu (8-7-1), Roberson (6-4-2), Orr (5-5-0), Skipper (5-4-1), Tart (5-2-3), Murchison (5-1-4), Beasley Jr. (3-2-1), Reed (3-2-1), Correa (2-1-1), Mack (2-1-1), Dzubnar (1-1-0), Ray (1-1-0), Raymond (1-1-0)

USUAL STARTING LINEUP

OFFENSE
WR Corey Davis (84)
TE Jonnu Smith (81)
LT Taylor Lewan (77)/Ty Sambrailo (70)/David Quessenberry (72)
LG Rodger Saffold III (76)
C Ben Jones (60)
RG Nate Davis (64)
RT Dennis Kelly (70)
TE Geoff Swaim (87)
WR A.J. Brown (11)
QB Ryan Tannehill (17)
RB Derrick Henry (22)

DEFENSE
DE Jack Crawford (94)
NT DaQuan Jones (90)
DT Jeffery Simmons (98)
OLB Jadeveon Clowney (99)
ILB Rashaan Evans (54)
ILB Jayon Brown (55)
OLB Harold Landry III (58)
CB Malcolm Butler (21)
SS Kenny Vaccaro (24)
FS Kevin Byard (31)
CB Desmond King II (33)/Adoree' Jackson (25)

SPECIALISTS
K Stephen Gostkowski (3)
P Brett Kern (6)
PR Kalif Raymond (14)
KR Kalif Raymond (14)

Pro Bowl [All-Pro](#)

GM: Jon Robinson; **Head Coach:** Mike Vrabel
Asst. Coaches: Arthur Smith (off. coordinator), Craig Aukerman (ST), Brian Bell (strength and conditioning assist.), Scott Booker (safeties), Shane Bowen (OLB), Keith Carter (OL), Ryan Crow (assist. ST), Tony Dews (RB), Todd Downing (TE), Matt Edwards (def. assist.), Monday Gee (strength and conditioning assist.), Jim Haslett (ILB), Chandler Henley (quality control), Zak Kuhr (def. quality control), Anthony Midget (secondary), Rob Moore (WR), Pat O'Hara (QB), Frank Piraino (strength and conditioning), Luke Steckel (off. assist.), John Streicher (coordinator of football development), Mike Sullivan (assist. OL), Terrell Williams (DL)

AMERICAN FOOTBALL CONFERENCE STANDINGS

AFC EAST	W	L	T	Pct
Buffalo	13	3	0	.813
Miami	10	6	0	.625
New England	7	9	0	.438
New York Jets	2	14	0	.125
AFC NORTH	W	L	T	Pct
Pittsburgh	12	4	0	.750
* Baltimore	11	5	0	.688
* Cleveland	11	5	0	.688
Cincinnati	4	11	1	.281
AFC SOUTH	W	L	T	Pct
Tennessee	11	5	0	.688
* Indianapolis	11	5	0	.688
Houston	4	12	0	.250
Jacksonville	1	15	0	.063
AFC WEST	W	L	T	Pct
Kansas City	14	2	0	.875
Las Vegas	8	8	0	.500
Los Angeles Chargers	7	9	0	.438
Denver	5	11	0	.313

NATIONAL FOOTBALL CONFERENCE STANDINGS

NFC EAST	W	L	T	Pct
Washington	7	9	0	.438
New York Giants	6	10	0	.375
Dallas	6	10	0	.375
Philadelphia	4	11	1	.281
NFC NORTH	W	L	T	Pct
Green Bay	13	3	0	.813
* Chicago	8	8	0	.500
Minnesota	7	9	0	.438
Detroit	5	11	0	.313
NFC SOUTH	W	L	T	Pct
New Orleans	12	4	0	.750
* Tampa Bay	11	5	0	.688
Carolina	5	11	0	.313
Atlanta	4	12</		

2019 SEASON (9-7 REGULAR SEASON, 2-1 PLAYOFFS) • 2ND PLACE AFC SOUTH

DATE	OPPONENT	SCORE	W/L	ATT
Sep. 8	at Cleveland	43-13	W	67,431
Sep. 15	INDIANAPOLIS	17-19	L	62,849
Sep. 19	at Jacksonville	7-20	L	58,613
Sep. 29	at Atlanta	24-10	W	72,108
Oct. 6	BUFFALO	7-14	L	66,910
Oct. 13	at Denver	0-16	L	75,815
Oct. 20	L.A. CHARGERS	23-20	W	62,431
Oct. 27	TAMPA BAY	27-23	W	62,073
Nov. 3	at Carolina	20-30	L	72,540
Nov. 10	KANSAS CITY	35-32	W	68,864
Nov. 24	JACKSONVILLE	42-20	W	60,926
Dec. 1	at Indianapolis	31-17	W	60,361
Dec. 8	at Oakland	42-21	W	52,760
Dec. 15	HOUSTON	21-24	L	65,265
Dec. 22	NEW ORLEANS	28-38	L	66,756
Dec. 29	at Houston	35-14	W	71,794
Jan. 4	at New England	20-13	W	65,878
Jan. 11	at Baltimore	28-12	W	71,254
Jan. 19	at Kansas City	24-35	L	73,656

	TITANS	OPP
Total First Downs	317	335
Rushing	104	95
Passing	177	213
Penalty	36	27
3rd Down: Made/Att	70/185	74/204
3rd Down Pct.	37.8	36.3
4th Down: Made/Att	4/14	10/25
4th Down Pct.	28.6	40.0
Possession Avg.	28:31	31:29
Total Net Yards	5,805	5,752
Avg. Per Game	362.8	359.5
Total Plays	949	1056
Avg. Per Play	6.1	5.4
Net Yards Rushing	2,223	1,672
Avg. Per Game	138.9	104.5
Total Rushes	445	415
Net Yards Passing	3,582	4,080
Avg. Per Game	223.9	255.0
Sacked/Yards Lost	56/374	43/276
Gross Yards	3956	4356
Att./Completions	448/297	598/386
Completion Pct.	66.3	64.5
Had Intercepted	8	14
Punts/Average	78/47.1	71/46.5
Net Punting Avg.	78/43.1	71/42.7
Penalties/Yards	99/932	125/1025
Fumbles/Ball Lost	21/9	16/9
Touchdowns	54	39
Rushing	21	14
Passing	29	25
Returns	4	0

BY PERIODS	1	2	3	4	OT	PTS
Team	69	77	110	146	0	402
Opponents	74	99	87	71	0	331

SCORING	TD	RU	PA	RT	PAT	FG	S	TP
Henry	18	16	2	0			0	108
A. Brown	9	1	8	0			0	54
Succop	0	0	0	0	24/25	1/6	0	27
Tannehill	4	4	0	0			0	26
Santos	0	0	0	0	12/12	4/9	0	24
Sharpe	4	0	4	0			0	24
Jon. Smith	3	0	3	0			0	18
Parkey	0	0	0	0	5/6	3/3	0	14
C. Davis	2	0	2	0			0	12
Humphries	2	0	2	0			0	12
De. Walker	2	0	2	0			0	12
Joseph	0	0	0	0	9/9	0/0	0	9
J. Brown	1	0	0	1			0	6
Butler	1	0	0	1			0	6
Evans	1	0	0	1			0	6
Firkser	1	0	1	0			0	6
Kelly	1	0	1	0			0	6
D. Lewis	1	0	1	0			0	6
Pruitt	1	0	1	0			0	6
Quessenberry	1	0	1	0			0	6
Raymond	1	0	1	0			0	6
T. Smith	1	0	0	1			0	6
Wake	0	0	0	0			1	2
Team	54	21	29	4	50/52	8/18	1	402
Opponents	39	14	25	0	30/35	21/27	0	331

2-PT Conversions: Tannehill, TM 1-2, OPP 2-4
FUM/LOST: Tannehill 6/3, Henry 5/3, Mariota 3/0, A. Brown 1/0, C. Davis 1/0, Humphries 1/0, Jackson 1/1, D. Lewis 1/1, Raymond 1/1, De. Walker 1/0

RUSHING	No	Yds	Avg	Lg	TD
Henry	303	1,540	5.1	74t	16
D. Lewis	54	209	3.9	17	0
Tannehill	43	185	4.3	25	4
Mariota	24	129	5.4	15	0

PASSING	Att	Cmp	Pct	Yards	Yds/Att	TD	Int	Lg	Sk/Yds	Rating
Tannehill	286	201	2,742	70.3	9.59	22	6	91t	31/212	117.5
Mariota	160	95	1,203	59.4	7.52	7	2	75t	25/162	92.3
Kern	2	1	11	50.0	5.50	0	0	11	0/0	66.7
Team	448	297	3,956	66.3	8.83	29	8	91t	56/374	108.3
Opponents	598	386	4,356	64.5	7.28	25	14	63t	43/276	90.4

Jon. Smith	4	78	19.5	57	0
A. Brown	3	60	20.0	49t	1
Dawkins	11	26	2.4	14	0
Humphries	1	1	1.0	1	0
Kern	1	0	0.0	0	0
Raymond	1	-5	-5.0	-5	0
Team	445	2,223	5.0	74t	21
Opponents	415	1,672	4.0	69	14

RECEIVING	No	Yds	Avg	Lg	TD
A. Brown	52	1,051	20.2	91t	8
C. Davis	43	601	14.0	38	2
Humphries	37	374	10.1	30	2
Jon. Smith	35	439	12.5	57	3
Sharpe	25	329	13.2	47	4
D. Lewis	25	164	6.6	24	1
De. Walker	21	215	10.2	29	2
Henry	18	206	11.4	75t	2
Firkser	14	204	14.6	39	1
Raymond	9	170	18.9	52	1
Pruitt	6	90	15.0	42	1
Blasingame	4	54	13.5	24	0
Jennings	2	17	8.5	11	0
Hollister	2	13	6.5	11	0
R. Davis	1	16	16.0	16	0
Byard	1	11	11.0	11	0
Kelly	1	1	1.0	1t	1
Quessenberry	1	1	1.0	1t	1
Team	297	3,956	13.3	91t	29
Opponents	386	4,356	11.3	63t	25

INTERCEPTIONS	No	Yds	Avg	Lg	TD
Byard	5	79	15.8	28	0
Ryan	4	16	4.0	16	0
Butler	2	61	30.5	38t	1
Vaccaro	1	2	2.0	2	0
J. Brown	1	0	0.0	0	0
Landry	1	0	0.0	0	0
Team	14	158	11.3	38t	1
Opponents	8	204	25.5	86	0

PUNTING	No	Yds	Avg	Net	TB	In	Lg	B
Kern	78	3,672	47.1	43.1	2	37	70	0
Team	78	3,672	47.1	43.1	2	37	70	0
Opponents	71	3,300	46.5	42.7	5	32	64	0

PUNT RETURNS	No	FC	Yds	Avg	Lg	TD
Humphries	12	19	78	6.5	21	0
Raymond	4	7	45	11.3	14	0
Jackson	3	1	26	8.7	17	0
R. Davis	2	3	9	4.5	10	0
Sims	1	0	11	11.0	11	0
Team	22	30	169	7.7	21	0
Opponents	30	19	269	9.0	42	0

KICKOFF RETURNS	No	Yds	Avg	Lg	TD
Raymond	18	403	22.4	45	0
Jennings	9	196	21.8	26	0
Jackson	2	23	11.5	23	0
Jon. Smith	1	16	16.0	16	0
Team	30	638	21.3	45	0
Opponents	37	877	23.7	47	0

FIELD GOALS	1-19	20-29	30-39	40-49	50+
Santos	0/0	0/0	1/3	2/3	1/3
Succop	0/0	0/0	1/1	0/4	0/1
Parkey	0/0	0/0	0/0	2/2	1/1
Team	0/0	0/0	2/4	4/9	2/5
Opponents	0/0	5/5	4/5	9/11	3/6

TEAM/SANTOS: (37G,53G) (49G,45N) () (45G) (50N,36N, 33B, 53N) () () () () () () () () () ()
Succop: () () () () () () () () (43N,56N,44N) () () (31G) (42N) (45B) () ()
Parkey: () () () () () (45G) (51G,42G) () () () () () () ()
Joseph: () () () () () () () () () () () ()
OPP: () (40G,48G) (32N,42G) () (31G,53G,48G) (29G, 50G) (22G,48G,24G) (35G,49N) (30G,41G,43G,39G,52B) (49G,50G) (55N,53B,28G,46B) () (29G) (47G) ()

SACKS
 Landry 9, Casey 5, Correa 5, Ryan 4.5, Roberson 3, Evans 2.5, Wake 2.5, Finch 2, Simmons 2, Mack 1.5, J. Brown 1, Gilbert 1, D. Jones 1, Vaccaro 1, Woodyard 1, (group) 1.
Titans 43, Opponents 56

TACKLES (Solo-Assists-Total)
 Evans (139-84-55), Ryan (120-76-44), Brown (117-89-28), Vaccaro (104-62-42), Byard (91-57-34), Landry III (81-56-25), Casey (61-41-20), Jones (50-34-16), Woodyard (46-32-14), Jackson (40-36-4), Simmons (40-25-15), Correa (37-23-14), Sims (31-23-8), Butler (30-23-7), Johnson (29-16-13), Smith (24-19-5), Gilbert (24-15-9), Long Jr. (15-8-7), Brock Sr. (13-10-3), Finch (13-10-3), Hooker (13-8-5), Mack (11-6-5), Orr (9-7-2), Wake (5-3-2), Roberson (4-4-0), Urban (4-2-2), Dickerson (2-2-0), Kalu (2-2-0), Bates (1-1-0), Ivie (1-0-1)

USUAL STARTING LINEUP

OFFENSE
 WR Corey Davis (84)
 TE Jonnu Smith (81)
 LT Taylor Lewan (77)
 LG Rodger Saffold III (76)
 C Ben Jones (60)
 RG Nate Davis (64)
 RT Jack Conklin (78)
 TE MyCole Pruitt (85)
 WR A.J. Brown (11)
QB Ryan Tannehill (17)
RB Derrick Henry (22)

DEFENSE
 DE Jeffery Simmons (98)
 NT DaQuan Jones (90)
DT Jurrell Casey (99)
 OLB Kamalei Correa (44)/Reggie Gilbert (93)
 ILB Rashaan Evans (54)
 ILB Jayon Brown (55)
 OLB Harold Landry III (58)
 CB Malcolm Butler (21)/Adoree' Jackson (25)
 SS Kenny Vaccaro (24)
 FS Kevin Byard (31)
 CB Logan Ryan (26)

SPECIALISTS
 K Cairo Santos (7)/Cody Parkey (3)/Ryan Succop (4)/Greg Joseph (7)
P Brett Kern (6)
 PR Adam Humphries (10)
 KR Kalif Raymond (14)

Pro Bowl All-Pro

GM: Jon Robinson; **Head Coach:** Mike Vrabel
Asst. Coaches: Dean Pees (def. coordinator), Arthur Smith (off. coordinator), Craig Aukerman (ST), Brian Bell (strength and conditioning assist.), Scott Booker (def. assist.), Shane Bowen (OLB), Keith Carter (OL), Kerry Combs (secondary), Ryan Crow (def. assist.), Tony Dews (RB), Todd Downing (TE), Matt Edwards (assist. ST), Mondray Gee (strength and conditioning assist.), Chandler Henley (quality control), Tyrone McKenzie (ILB), Rob Moore (WR), Pat O'Hara (QB), Matt Pees (quality control), Frank Piraino (strength and conditioning), Luke Steckel (off. assist.), John Streicher (Assistant to Head Coach), Mike Sullivan (off. assist.), Terrell Williams (DL)

AMERICAN FOOTBALL CONFERENCE STANDINGS

AFC EAST	W	L	T	Pct
New England	12	4	0	.750
* Buffalo	10	6	0	.625

2018 SEASON (9-7 REGULAR SEASON, 0-0 PLAYOFFS) • 3RD PLACE AFC SOUTH

DATE	OPPONENT	SCORE	W/L	ATT
Sep. 9	at Miami	20-27	L	65,184
Sep. 16	HOUSTON	20-17	W	62,372
Sep. 23	at Jacksonville	9-6	W	64,015
Sep. 30	PHILADELPHIA	26-23*	W	69,013
Oct. 7	at Buffalo	12-13	L	68,202
Oct. 14	BALTIMORE	0-21	L	64,441
Oct. 21	at L.A. Chargers	19-20	L	84,301
Nov. 5	at Dallas	28-14	W	90,466
Nov. 11	NEW ENGLAND	34-10	W	69,363
Nov. 18	at Indianapolis	10-38	L	57,401
Nov. 26	at Houston	17-34	L	71,826
Dec. 2	N.Y. JETS	26-22	W	60,904
Dec. 6	JACKSONVILLE	30-9	W	60,344
Dec. 16	at N.Y. Giants	17-0	W	74,538
Dec. 22	WASHINGTON	25-16	W	60,746
Dec. 30	INDIANAPOLIS	17-33	L	68,978

* Overtime

	TITANS	OPP
Total First Downs	289	298
Rushing	106	98
Passing	156	182
Penalty	27	18
3rd Down: Made/Att	82/205	75/205
3rd Down Pct.	40.0	36.6
4th Down: Made/Att	7/12	11/20
4th Down Pct.	58.3	55.0
Possession Avg.	29:28	30:02
Total Net Yards	4,998	5,334
Avg. Per Game	312.4	333.4
Total Plays	938	1001
Avg. Per Play	5.3	5.3
Net Yards Rushing	2,023	1,863
Avg. Per Game	126.4	116.4
Total Rushes	454	429
Net Yards Passing	2,975	3,471
Avg. Per Game	185.9	216.9
Sacked/Yards Lost	47/280	39/248
Gross Yards	3255	3719
Att./Completions	437/293	533/337
Completion Pct.	67.0	63.2
Had Intercepted	12	11
Punts/Average	75/46.4	71/46.1
Net Punting Avg.	75/41.7	71/39.4
Penalties/Yards	82/727	120/984
Fumbles/Ball Lost	18/6	14/6
Touchdowns	34	32
Rushing	15	9
Passing	16	21
Returns	3	2

BY PERIODS	1	2	3	4	OT	PTS
Team	76	58	69	101	6	310
Opponents	70	105	63	62	3	303

SCORING	TD	RU	PA	RT	PAT	FG	S	TP
Succop	0	0	0	0	28/31	26/30	0	106
Henry	12	12	0	0	0	0	0	72
C. Davis	4	0	4	0	0	0	0	24
J. Smith	3	0	3	0	0	0	0	18
D. Lewis	2	1	1	0	0	0	0	12
Mariota	2	2	0	0	0	0	0	12
Sharpe	2	0	2	0	0	0	0	12
Stocker	2	0	2	0	0	0	0	12
Brown	1	0	0	1	0	0	0	6
Butler	1	0	0	1	0	0	0	6
Cruikshank	1	0	1	0	0	0	0	6
Firkser	1	0	1	0	0	0	0	6
Jennings	1	0	0	1	0	0	0	6
Pruitt LG	1	0	1	0	0	0	0	6
Pruitt TM	1	0	1	0	0	0	0	6
Taylor	1	0	1	0	0	0	0	6
Team	34	15	16	3	28/31	26/30	0	310
Opponents	32	9	21	2	31/32	26/29	1	303

2-Pt Conversions: TM 0-1, OPP 0-0

FUM/Lost: Mariota 9/2, Jackson 3/1, Batson 1/0, C. Davis 1/0, Henry 1/1, D. Lewis 1/1, J. Smith 1/0, Taylor 1/1

RUSHING	No	Yds	Avg	Lg	TD
Henry	215	1,059	4.9	99t	12
D. Lewis	155	517	3.3	36	1
Mariota	64	357	5.6	27	2
Davis	6	55	9.2	39	0

PASSING	Att	Cmp	Pct	Yards	Yds/Att	TD	Int	Lg	Sk/Yds	Rating
Mariota	331	228	68.9	2,528	7.64	11	8	61t	42/243	92.3
Gabbert	101	61	60.4	626	6.20	4	4	35	5/37	74.9
Henry	3	2	66.7	14	4.67	0	0	8	0/0	77.1
Byard	1	1	100.0	66	66.00	1	0	66t	0/0	158.3
Jennings	1	1	100.0	21	21.00	0	0	21	0/0	118.8
Team	437	293	67.0	3,255	7.45	16	12	66t	47/280	89.8
Opponents	533	337	63.2	3,719	6.98	21	11	75t	39/248	88.4

Fluellen	4	16	4.0	13	0
Sharpe	1	16	16.0	16	0
Jennings	1	2	2.0	2	0
Batson	1	1	1.0	1	0
Gabbert	6	0	0.0	1	0
Stocker	1	0	0.0	0	0
Team	454	2,023	4.5	99t	15
Opponents	429	1,863	4.3	97t	9

RECEIVING	No	Yds	Avg	Lg	TD
C. Davis	65	891	13.7	51	4
D. Lewis	59	400	6.8	37	1
Taylor	37	466	12.6	55	1
Sharpe	26	316	12.2	28	2
J. Smith	20	258	12.9	61t	3
Firkser	19	225	11.8	28	1
Stocker	15	165	11.0	31	2
Henry	15	99	6.6	21	0
Jennings	11	101	9.2	36	0
Pruitt	9	102	11.3	27	1
Batson	8	82	10.3	26	0
Walker	4	52	13.0	16	0
Matthews	3	11	3.7	4	0
Cruikshank	1	66	66.0	66t	1
Mariota	1	21	21.0	21	0
Team	293	3,255	11.1	66t	16
Opponents	337	3,719	11.0	75t	21

INTERCEPTIONS	No	Yds	Avg	Lg	TD
Byard	4	1	0.3	1	0
Butler	3	90	30.0	56t	1
Jackson	2	7	3.5	7	0
Brown	1	22	22.0	22t	1
Vaccaro	1	0	0.0	0	0
Team	11	120	10.9	56t	2
Opponents	12	219	18.3	54t	2

PUNTING	No	Yds	Avg	Net	TB	In	Lg	B
Kern	74	3483	47.1	41.7	3	39	62	1
Team	75	3483	46.4	41.7	3	39	62	1
Opponents	71	3275	46.1	39.4	12	27	68	0

PUNT RETURNS	No	FC	Yds	Avg	Lg	TD
Jackson	16	9	148	9.3	26	0
Matthews	4	0	38	9.5	18	0
Williams	4	1	47	11.8	38	0
Batson	3	1	4	1.3	5	0
Team	27	11	237	8.8	38	0
Opponents	33	16	296	9.0	51	0

KICKOFF RETURNS	No	Yds	Avg	Lg	TD
Jennings	22	698	31.7	94t	1
Cruikshank	1	39	39.0	39	0
Team	23	737	32.0	94t	1
Opponents	25	696	27.8	102t	1

FIELD GOALS	1-19	20-29	30-39	40-49	50+
Succop	0/0	5/6	13/13	5/7	3/4
Team	0/0	5/6	13/13	5/7	3/4
Opponents	0/0	6/6	8/9	8/8	4/6

TEAM/Succop: (47G,53G)(42G,31G)(39G,48N,36G,28G)(42G,33G)(25G,54G,39G,50G)(28G,33G,51N)(28N)(33G,31G)(42G)(31G)(24G,33G)(33G)(48N,22G)(42G,33G)(38G)
OPP: (27G,30G)(54N,34G)(46G,38G)(27G,30G,37G)(40G,46G)(29G,28G)(38N)(52G,52N)(22G)(43G,47G)(54G,34G,43G,39G,39G)(50G,40G,46G)(53G,25G)

SACKS
 Casey 7, Brown 6, Landry 4.5, Woodyard 4.5, Ryan 4, Correa 3.5, Byard 2, Vaccaro 2, Finch 1.5, Orakpo 1.5, Butler 1, Johnson 1, D. Morgan 0.5
Titans 39, Opponents 47

TACKLES (Solo-Assists-Total)
 Woodyard (124-85-39), Brown (107-76-31), Byard (96-64-32), Ryan (85-54-31), Casey (72-46-26), Vaccaro (70-45-25), Jackson (69-62-7), Evans (63-42-21), Butler (56-49-7), Landry (46-26-20), Orakpo (40-24-16), Jones (39-19-20), Morgan (37-25-12), Lewis (28-19-9), Correa (27-17-10), Johnson (25-16-9), Finch (22-16-6), Sims (21-15-6), Logan (16-8-8), Compton (11-7-4), Bates (6-3-3), Kilgo (5-3-2), Dickerson (3-2-1), Cruikshank (2-2-0), Wallace (1-0-1)

USUAL STARTING LINEUP

OFFENSE

WR Corey Davis (84)
 TE Jonnu Smith (81)
 LT **Taylor Lewan (77)**
 LG Quinton Spain (67)
 C Ben Jones (60)
 RG Josh Kline (64)
 RT Jack Conklin (78)
 TE Luke Stocker (88)
 WR Tajaé Sharpe (19)
 QB Marcus Mariota (8)
 RB Derrick Henry (22)

DEFENSE

DE DaQuan Jones (90)
 NT Austin Johnson (94)
 DT **Jurrell Casey (99)**
 OLB Derrick Morgan (91)
 ILB Wesley Woodyard (59)
 ILB Jayon Brown (55)/Rashaan Evans (54)
 OLB Brian Orakpo (98)
 CB Logan Ryan (26)/Adoree' Jackson (25)
 SS Kenny Vaccaro (24)
 FS Kevin Byard (31)
 CB Malcolm Butler (21)

SPECIALISTS

K Ryan Succop (4)
 P **Brett Kern (6)**
 PR Adoree' Jackson (25)
 KR Darius Jennings (15)

Pro Bowl [All-Pro](#)

GM: Jon Robinson; **Head Coach:** Mike Vrabel
Asst. Coaches: Matt LaFleur (off. coordinator), Dean Pees (def. coordinator), Craig Aukerman (ST), Brian Bell (strength and conditioning assist.), Scott Booker (def. assist.), Shane Bowen (OLB), Keith Carter (OL), Kerry Coombs (secondary), Ryan Crow (def. assist.), Tony Dews (RB), Matt Edwards (assist. ST), Chandler Henley (quality control), Tom Kanavy (strength and conditioning), Tyrone McKenzie (ILB), Rob Moore (WR), Pat O'Hara (QB), Matt Pees (quality control), Taylor Porter (strength and conditioning assist.), Arthur Smith (TE), Luke Steckel (off. assist.), Mike Sullivan (off. assist.), Terrell Williams (DL)

AMERICAN FOOTBALL CONFERENCE STANDINGS

AFC EAST	W	L	T	Pct
New England	11	5	0	.688
Miami	7	9	0	.438
Buffalo	6	10	0	.375
New York Jets	4	12	0	.250
AFC NORTH	W	L	T	Pct
Baltimore	10	6	0	.625
Pittsburgh	9	6	1	.594
Cleveland	7	8	1	.469
Cincinnati	6	10	0	.375
AFC SOUTH	W	L	T	Pct
Houston	11	5	0	.688
* Indianapolis	10	6	0	.625
Tennessee	9	7	0	.563
Jacksonville	5	11	0	.313
AFC WEST	W	L	T	Pct
Kansas City	12	4	0	.750
* Los Angeles Chargers	12	4	0	.750
Denver	6	10	0	.375
Oakland	4	12	0	.250

NATIONAL FOOTBALL CONFERENCE STANDINGS

NFC EAST	W	L	T	Pct
Dallas	10	6	0	.625
* Philadelphia	9	7	0	.563
Washington	7	9	0	.438
New York Giants	5	11	0	.313
NFC NORTH	W	L	T	Pct
Chicago	12	4	0	.750
Minnesota	8	7	1	.531
Green Bay	6	9	1	.406
Detroit	6	10	0	.375
NFC SOUTH	W	L	T	Pct
New Orleans	13	3	0	.813
Atlanta	7	9	0	.438
Carolina	7	9	0	.438
Tampa Bay	5	11	0	.313
NFC WEST	W	L	T	Pct
Los Angeles Rams	13	3	0	.813
* Seattle	10	6	0	.625
San Francisco	4	12	0	.250
Arizona	3	13	0	.188

* Wild Card for Playoffs

2017 SEASON (9-7 REGULAR SEASON, I-1 PLAYOFFS) • 2ND PLACE AFC SOUTH

DATE	OPPONENT	SCORE	W/L	ATT
Sep. 10	OAKLAND	16-26	L	69,089
Sep. 17	at Jacksonville	37-16	W	61,709
Sep. 24	SEATTLE	33-27	W	69,127
Oct. 1	at Houston	14-57	L	71,804
Oct. 8	at Miami	10-16	L	65,135
Oct. 16	INDIANAPOLIS	36-22	W	63,888
Oct. 22	at Cleveland	12-9*	W	59,061
Nov. 5	BALTIMORE	23-20	W	67,322
Nov. 12	CINCINNATI	24-20	W	67,432
Nov. 16	at Pittsburgh	17-40	L	60,703
Nov. 26	at Indianapolis	20-16	W	62,207
Dec. 3	HOUSTON	24-13	W	62,758
Dec. 10	at Arizona	7-12	L	64,153
Dec. 17	at San Francisco	23-25	L	70,133
Dec. 24	L.A. RAMS	23-27	L	60,097
Dec. 31	JACKSONVILLE	15-10	W	65,501
Jan. 6	at Kansas City	22-21	W	73,319
Jan. 13	at New England	14-35	L	65,878

* Overtime

	TITANS	OPP
Total First Downs	290	323
Rushing	97	68
Passing	157	231
Penalty	36	24
3rd Down: Made/Att	71/202	78/214
3rd Down Pct.	35.1	36.4
4th Down: Made/Att	5/10	10/16
4th Down Pct.	50.0	62.5
Possession Avg.	29:51	30:09
Total Net Yards	5024	5248
Avg. Per Game	314.0	328.0
Total Plays	974	1046
Avg. Per Play	5.2	5.0
Net Yards Rushing	1833	1420
Avg. Per Game	114.6	88.8
Total Rushes	443	398
Net Yards Passing	3191	3828
Avg. Per Game	199.4	239.3
Sacked/Yards Lost	35/203	43/272
Gross Yards	3394	4100
Att./Completions	496/306	605/369
Completion Pct.	61.7	61.0
Had Intercepted	17	12
Punts/Average	75/49.7	75/48.2
Net Punting Avg.	75/44.6	75/42.8
Penalties/Yards	85/785	119/942
Fumbles/Ball Lost	10/8	23/9
Touchdowns	33	36
Rushing	18	5
Passing	14	27
Returns	1	4

BY PERIODS	1	2	3	4	OT	PTS
Team	52	103	91	85	3	334
Opponents	71	98	49	138	0	356

SCORING	TD	RU	PA	RT	PAT	FG	S	TP
Succop	0	0	0	0	31/33	35/42	0	136
Murray	7	6	1	0	0	0	0	42
Henry	6	5	1	0	0	0	0	36
Mariota	5	5	0	0	0	0	0	30
Matthews	4	0	4	0	0	0	0	24
Walker	4	1	3	0	0	0	0	24
J. Smith	2	0	2	0	0	0	0	12
Decker	1	0	1	0	0	0	0	6
Fowler	1	1	0	0	0	0	0	6
Supernaw	1	0	1	0	0	0	0	6
Taylor	1	0	1	0	0	0	0	6
Woodyard	1	0	0	1	0	0	0	6
Team	33	18	14	1	31/33	35/42	0	334
Opponents	36	5	27	4	29/34	37/41	0	356

2-Pt Conversions: **TM 0-0, OPP 0-2**

FUM/Lost: Cassel 2/2, Walker 2/2, Mariota 2/1, Davis 1/1, Jackson 1/1, Murray 1/1, Henry 1/0

RUSHING	No	Yds	Avg	Lg	TD
Henry	176	744	4.2	75t	5
Murray	184	659	3.6	75t	6
Mariota	60	312	5.2	34t	5
Jackson	5	55	11.0	20	0
Taylor	8	43	5.4	17	0

PASSING	Att	Cmp	Pct	Yards	Yds/Att	TD	Int	Lg	Sk/Yds	Rating
Mariota	453	281	62.0	3232	7.13	13	15	75t	27/173	79.3
Cassel	42	25	59.5	162	3.86	1	2	17	8/30	55.9
Decker	1	0	0.0	0	0.00	0	0	---	0/0	39.6
Team	496	306	61.7	3394	6.84	17	17	75t	35/203	77.1
Opponents	605	369	61.0	4100	6.78	27	12	80t	43/272	87.8

Fluellen	4	21	5.3	10	0
Fowler	2	4	2.0	3t	1
Weems	1	0	0.0	0	0
Walker	2	-2	-1.0	1t	1
Matthews	1	-3	-3.0	-3	0
Team	443	1833	4.1	75t	18
Opponents	398	1420	3.6	34	5

RECEIVING	No	Yds	Avg	Lg	TD
Walker	74	807	10.9	42	3
Decker	54	563	10.4	29	1
Matthews	53	795	15.0	75t	4
Murray	39	266	6.8	18	1
Davis	34	375	11.0	37	0
J. Smith	18	157	8.7	32t	2
Taylor	16	231	14.4	53t	1
Henry	11	136	12.4	66t	1
Supernaw	4	39	9.8	20	1
Stocker	1	12	12.0	12	0
Douglas	1	8	8.0	8	0
Weems	1	5	5.0	5	0
Team	306	3394	11.1	75t	14
Opponents	369	4100	11.1	80t	27

INTERCEPTIONS	No	Yds	Avg	Lg	TD
Byard	8	130	16.3	33	0
T. Smith	1	14	14.0	14	0
Searcy	1	8	8.0	8	0
Riley	1	2	2.0	2	0
Sims	1	0	0.0	0	0
Team	12	154	12.8	33	0
Opponents	17	262	15.4	41	2

PUNTING	No	Yds	Avg	Net	TB	In	Lg	B
Kern	75	3728	49.7	44.6	5	28	74	0
Team	75	3728	49.7	44.6	5	28	74	0
Opponents	75	3617	48.2	42.8	5	21	64	0

PUNT RETURNS	No	FC	Yds	Avg	Lg	TD
Jackson	34	9	290	8.5	46	0
Weems	2	0	15	7.5	13	0
Team	36	9	305	8.5	46	0
Opponents	41	9	286	7.0	23	0

KICKOFF RETURNS	No	Yds	Avg	Lg	TD
Jackson	25	578	23.1	57	0
Weems	2	18	9.0	18	0
Decker	1	22	22.0	22	0
Team	28	618	22.1	57	0
Opponents	32	750	23.4	60	0

FIELD GOALS	1-19	20-29	30-39	40-49	50+
Succop	0/0	10/10	7/7	16/20	2/5
Team	0/0	10/10	7/7	16/20	2/5
Opponents	0/0	9/10	7/8	14/16	7/7

TEAM/Succop: (23G,26G,52G,52N) (40G,41G,26G) (24G,37G,47G,35G) (45G)(48G,32G,40G,48G,23G) (43G,23G,46G,53N,47G) (48G) (48N,44G) (48B,44G)(29G,45G) (40N,43G) (58N) (40G,31G,50G) (25G,37G,45N,27G) (25G,39G,38G)
OPP: (20G,52G,52G,43G) (43G) (50G,40G,33G) (41G) (36G,25G,52G)(31G,47G,54G) (30G,49G) (41G,28G,50G,26G) (26G,28G,42G)(23G,48N,27N,42G) (47G,23G,40N,32G,35G) (38G,48G,28G,50G,48G,45G) (36N) (41G)

SACKS
 Morgan 7.5, Orakpo 7, Casey 6, Woodyard 5, Walden 4, D. Jones 3.5, Williamson 3, Brown 1.5, Klug 1.5, Cyprien 1, A. Johnson 1, King 1, (group) 1,
Titans 43, Opponents 35

TACKLES (Solo-Assists-Total)
 Woodyard (104-68-172), Williamson (70-55-125), Byard (64-23-87), Ryan (54-19-73), Casey (60-12-72), Jackson (58-9-67), Brown (42-25-67), Cyprien (46-19-65), Orakpo (39-21-60), Walden (29-15-44), Morgan (23-17-40), Jones (24-12-36), Sims (28-5-33), Johnson (20-12-32), Searcy (22-5-27), Williams (16-10-26), Klug (15-11-26), Riley (8-5-13), Smith (10-1-11), Dodd (7-4-11), McCain (7-4-11), King (3-1-4), Palmer (1-2-3)
Team Totals: 750-355-1,105

USUAL STARTING LINEUP

OFFENSE
WR Rishard Matthews (18)
TE Delanie Walker (82)
LT Taylor Lewan (77)
LG Quinton Spain (67)
C Ben Jones (60)
RG Josh Kline (64)
RT Jack Conklin (78)
TE Jonnu Smith (81)
WR Corey Davis (84)/Eric Decker (87)
QB Marcus Mariota (8)
RB DeMarco Murray (29)
DEFENSE
DE DaQuan Jones (90)
NT Sylvester Williams (96)
DT Jurrell Casey (99)
OLB Derrick Morgan (91)
ILB Wesley Woodyard (59)
ILB Avery Williamson (54)
OLB Brian Orakpo (98)
CB Logan Ryan (26)
SS Johnathan Cyprien (37)/Da'Norris Searcy (21)
FS Kevin Byard (31)
CB Adoree' Jackson (25)

SPECIALISTS

K Ryan Succop (4)
P Brett Kern (6)
KR/PR Adoree' Jackson (25)
ST Brynden Trawick (41)

Pro Bowl [All-Pro](#)

GM: Jon Robinson; **Head Coach:** Mike Mularkey
Asst. Coaches: Dick LeBeau (asst. HC/def. coord.), Terry Robiskie (off. coord.), Craig Aukerman (asst. ST), Brandon Blaney (def. asst.), Sylvester Croom (RB), Nick Eason (DL), Russ Grimm (OL), Steve Hoffman (ST), Frisman Jackson (WR), Steve Jackson (asst. secondary), Tom Kanavy (asst. strength and cond.), Jason Michael (QB), Taylor Porter (strength and cond. asst.), Arthur Smith (TE), Lou Spanos (LB), Luke Stechel (asst. WR), Mike Sullivan (asst. OL), Deshaun Townsend (secondary), Steve Watterson (asst. HC/strength and cond.), Keith Willis (asst. DL)

AMERICAN FOOTBALL CONFERENCE STANDINGS

AFC EAST	W	L	T	Pct
New England	13	3	0	.813
* Buffalo	9	7	0	.563
Miami	6	10	0	.375
New York Jets	5	11	0	.313
AFC NORTH	W	L	T	Pct
Pittsburgh	13	3	0	.813
Baltimore	9	7	0	.563
Cincinnati	7	9	0	.438
Cleveland	0	16	0	.000
AFC SOUTH	W	L	T	Pct
Jacksonville	10	6	0	.625
* Tennessee	9	7	0	.563
Indianapolis	4	12	0	.250
Houston	4	12	0	.250
AFC WEST	W	L	T	Pct
Kansas City	10	6	0	.625
Los Angeles Chargers	9	7	0	.563
Oakland	6	10	0	.375
Denver	5	11	0	.313

NATIONAL FOOTBALL CONFERENCE STANDINGS

NFC EAST	W	L	T	Pct
Philadelphia	13	3	0	.813
Dallas	9	7	0	.563
Washington	7	9	0	.438
New York Giants	3	13	0	.188
NFC NORTH	W	L	T	Pct
Minnesota	13	3	0	.813
Detroit	9	7	0	.563
Green Bay	7	9	0	.438
Chicago	5	11	0	.313
NFC SOUTH	W	L	T	Pct
New Orleans	11	5	0	.688
* Carolina	11	5	0	.688
* Atlanta	10	6	0	.625
Tampa Bay	5	11	0	.313
NFC WEST	W	L	T	Pct
Los Angeles Rams	11	5	0	.688
Seattle	9	7	0	.563
Arizona	8	8	0	.500
San Francisco	6	10	0	.375

* Wild Card for Playoffs

2016 SEASON (9-7 REGULAR SEASON, 0-0 PLAYOFFS) • 2ND PLACE AFC SOUTH

DATE	OPPONENT	SCORE	W/L	ATT
Sep. 11	MINNESOTA	16-25	L	63,816
Sep. 18	at Detroit	16-15	W	58,466
Sep. 25	OAKLAND	10-17	L	62,370
Oct. 2	at Houston	20-27	L	71,815
Oct. 9	at Miami	30-17	W	64,425
Oct. 16	CLEVELAND	28-26	W	60,897
Oct. 23	INDIANAPOLIS	26-34	L	65,470
Oct. 27	JACKSONVILLE	36-22	W	61,619
Nov. 6	at San Diego	35-43	L	52,281
Nov. 13	GREEN BAY	47-25	W	69,116
Nov. 20	at Indianapolis	17-24	L	65,048
Nov. 27	at Chicago	27-21	W	59,494
Dec. 11	DENVER	13-10	W	68,780
Dec. 18	at Kansas City	19-17	W	68,084
Dec. 24	at Jacksonville	17-38	L	59,621
Jan. 1	HOUSTON	24-17	W	65,205

	TITANS	OPP
Total First Downs	322	324
Rushing	115	70
Passing	175	227
Penalty	32	27
3rd Down: Made/Att	100/217	77/210
3rd Down Pct.	46.1	36.7
4th Down: Made/Att	4/11	12/22
4th Down Pct.	36.4	54.5
Possession Avg.	30:32	29:28
Total Net Yards	5728	5720
Avg. Per Game	358.0	357.5
Total Plays	1008	1031
Avg. Per Play	5.7	5.5
Net Yards Rushing	2187	1413
Avg. Per Game	136.7	88.3
Total Rushes	476	356
Net Yards Passing	3541	4307
Avg. Per Game	221.3	269.2
Sacked/Yards Lost	28/179	40/278
Gross Yards	3720	4585
Att./Completions	504/307	635/388
Completion Pct.	60.9	61.1
Had Intercepted	11	12
Punts/Average	77/44.2	72/46.7
Net Punting Avg.	77/38.6	72/40.9
Penalties/Yards	110/1012	137/1191
Fumbles/Ball Lost	17/7	12/6
Touchdowns	46	43
Rushing	16	10
Passing	29	25
Returns	1	8

BY PERIODS	1	2	3	4	OT	PTS
Team	77	149	59	96	0	381
Opponents	97	95	75	111	0	378

SCORING	TD	RU	PA	RT	PAT	FG	S	TP
Succop	0	0	0	0	39/41	22/24	0	105
Murray	12	9	3	0	0	0	0	72
Matthews	9	0	9	0	0	0	0	54
Walker	7	0	7	0	0	0	0	42
Henry	5	5	0	0	0	0	0	30
Wright	3	0	3	0	0	0	0	18
Fasano	2	0	2	0	0	0	0	12
An. Johnson	2	0	2	0	0	0	0	12
Mariota	2	2	0	0	0	0	0	12
Sharpe	2	0	2	0	0	0	0	12
D. Jones	1	0	0	1	0	0	0	6
Lewan	1	0	1	0	0	0	0	6
Team	46	16	29	1	39/41	22/24	0	381
Opponents	43	10	25	8	35/40	27/32	1	378

2-Pt Conversions: **TM 0-5, OPP 1-3**

FUM/Lost: Mariota 9/5, Murray 3/1, Mariani 2/0, Cassel 1/0, Matthews 1/1, Walker 1/0

RUSHING	No	Yds	Avg	Lg	TD
Murray	293	1287	4.4	75t	9
Henry	110	490	4.5	22	5
Mariota	60	349	5.8	41	2
Andrews	2	15	7.5	9	0
Mariani	1	15	15.0	15	0
Wright	1	15	15.0	15	0
Walker	2	11	5.5	8	0
Cassel	4	3	0.8	3	0
Fowler	1	3	3.0	3	0
Sharpe	1	1	1.0	1	0
Blake	1	-2	-2.0	-2	0
Team	476	2187	4.6	75t	16
Opponents	356	1413	4.0	68t	10

PASSING	Att	Cmp	Pct	Yards	Yds/Att	TD	Int	Lg	Sk/Yds	Rating
Mariota	451	276	3426	61.2	7.60	26	9	60	23/156	95.6
Cassel	51	30	284	58.8	5.57	2	2	50	5/23	71.0
Murray	2	1	10	50.0	5.00	1	0	10t	0/0	104.2
Team	504	307	3720	60.9	7.38	29	11	60	28/179	93.7
Opponents	635	388	4585	61.1	7.22	25	12	58	40/278	88.3

RECEIVING	No	Yds	Avg	Lg	TD
Matthews	65	945	14.5	60	9
Walker	65	800	12.3	47	7
Murray	53	377	7.1	35	3
Sharpe	41	522	12.7	34t	2
Wright	29	416	14.3	48t	3
Douglas	15	210	14.0	35	0
Henry	13	137	10.5	29	0
An. Johnson	9	85	9.4	20	2
Fasano	8	83	10.4	17	2
Supernaw	4	62	15.5	30	0
Amaro	3	59	19.7	26	0
Fowler	1	14	14.0	14	0
Lewan	1	10	10.0	10t	1
Team	307	3720	12.1	60	29
Opponents	388	4585	11.8	58	25

INTERCEPTIONS	No	Yds	Avg	Lg	TD
Cox	3	3	1.0	3	0
McCain	2	33	16.5	33	0
McCourty	2	7	3.5	6	0
Woodyard	1	21	21.0	21	0
Stafford	1	4	4.0	4	0
Searcy	1	0	0.0	0	0
Sims	1	0	0.0	0	0
Williamson	1	0	0.0	0	0
Team	12	68	5.7	33	0
Opponents	11	203	18.5	77t	3

PUNTING	No	Yds	Avg	Net	TB	In	Lg	B
Kern	77	3402	44.2	38.6	4	32	71	0
Team	77	3402	44.2	38.6	4	32	71	0
Opponents	72	3360	46.7	40.9	9	22	72	0

PUNT RETURNS	No	FC	Yds	Avg	Lg	TD
Mariani	29	22	235	8.1	18	0
Blake	1	0	1	1.0	1	0
Team	30	22	236	7.9	18	0
Opponents	36	27	347	9.6	74t	2

KICKOFF RETURNS	No	Yds	Avg	Lg	TD
Mariani	26	560	21.5	37	0
Andrews	4	37	9.3	17	0
Wright	3	32	10.7	15	0
Team	33	629	19.1	37	0
Opponents	21	462	22.0	61	0

FIELD GOALS	1-19	20-29	30-39	40-49	50+
Succop	1/1	4/4	6/6	8/8	3/5
Team	1/1	4/4	6/6	8/8	3/5
Opponents	0/0	7/7	9/10	6/9	5/6

TEAM/Succop: (28G) (51N,46G) (34G) (48G,26G) (40G) (58N) (48G,44G) (32G,22G,33G) (1) (51G,23G) (47G) (19G,31G) (53G,41G) (39G,53G) (42G) (35G)
OPP: (37N,56N,50G,33G,45G,30G) (42G,27G) (52G) (53G,48N,45G) (24G) (45G,37G) (28G,33G) (1) (32G,23G, 36G) (29G,38G) (42N,49G) (1) (34G) (34G) (29G,48G,56G,50G) (45N,26G)

SACKS
 Orakpo 10.5, Morgan 9, Casey 5, Spence 3, Williamson 2, Woodyard 2, D. Jones 1.5, Klug 1.5, Byard 1, Dodd 1, Stafford 1, Wallace 1, (team) 1, Au. Johnson 0.5
Titans 40, Opponents 28

TACKLES (Solo-Assists-Total)
 Williamson (76-73-149), Woodyard (52-36-88), Spence (41-36-77), McCourty (56-8-64), Byard (42-21-63), Stafford (42-16-58), Orakpo (40-15-55), Searcy (39-12-51), Casey (38-13-51), Morgan (29-21-50), R. Johnson (33-15-48), McCain (37-7-44), Blake (32-5-37), Cox (33-3-36), Jones (18-11-29), Klug (14-11-25), Sims (17-1-18), Woods (11-6-17), Bass (8-8-16), Au. Johnson (13-2-15), Wallace (9-6-15), Blackson (7-7-14), Dodd (6-3-9), Palmer (2-0-2), An. Woods (2-0-2), Abdesmad (1-0-1), Reed (1-0-1), Team (1-0-1)
Team Totals: 700-336-1,036

USUAL STARTING LINEUP

OFFENSE
WR Rishard Matthews (18)
TE Delanie Walker (82)
LT Taylor Lewan (77)
LG Quinton Spain (67)
C Ben Jones (60)
RG Josh Kline (64)
RT Jack Conklin (78)
TE Anthony Fasano (80)
WR Tajae Sharpe (19)
QB Marcus Mariota (8)
RB DeMarco Murray (29)
DEFENSE
DE DaQuan Jones (90)
NT Al Woods (96)
DT Jurrell Casey (99)
OLB Derrick Morgan (91)/David Bass (51)
ILB Wesley Woodyard (59)/Sean Spence (55)
ILB Avery Williamson (54)
OLB Brian Orakpo (98)
CB Jason McCourty (30)
SS Da'Norris Searcy (21)
FS Rashad Johnson (25)/Kevin Byard (31)/Daimion Stafford (24)
CB Brice McCain (23)/Perrish Cox (20)

SPECIALISTS
K Ryan Succop (4)
P Brett Kern (6)
KR/PR Marc Mariani (87)

Pro Bowl [All-Pro](#)
GM: Jon Robinson; **Head Coach:** Mike Mularkey
Asst. Coaches: Dick LeBeau (asst. HC/def. coord.), Terry Robiskie (off. coord.), Bobby April (ST coord.*), Brandon Blaney (def. asst.), Bob Bratkowski (WR), Sylvester Croom (RB), Nick Eason (DL), Russ Grimm (OL), Steve Hoffman (ST asst.*), Steve Jackson (asst. secondary), Jason Michael (QB), Arthur Smith (TE), Lou Spanos (LB), Luke Stechel (off. asst.), Mike Sullivan (asst. OL), Deshea Townsend (secondary), Jason Tucker (asst. WR), Steve Watterson (asst. HC/strength and cond.), Keith Willis (asst. DL)
 * April - special teams coordinator first four games; Hoffman - special teams assistant first four games, special teams coordinator final 12 games

AMERICAN FOOTBALL CONFERENCE STANDINGS

AFC EAST	W	L	T	Pct
New England	14	2	0	.875
* Miami	10	6	0	.625
Buffalo	7	9	0	.438
New York Jets	5	11	0	.313
AFC NORTH	W	L	T	Pct
Pittsburgh	11	5	0	.688
Baltimore	8	8	0	.500
Cincinnati	6	9	1	.406
Cleveland	1	15	0	.063
AFC SOUTH	W	L	T	Pct
Houston	9	7	0	.563
Tennessee	9	7	0	.563
Indianapolis	8	8	0	.500
Jacksonville	3	13	0	.188
AFC WEST	W	L	T	Pct
Kansas City	12	4	0	.750
* Oakland	12	4	0	.750
Denver	9	7	0	.563
San Diego	5	11	0	.313

NATIONAL FOOTBALL CONFERENCE STANDINGS

NFC EAST	W	L	T	Pct
Dallas	13	3	0	.813
* New York Giants	11	5	0	.688
Washington	8	7	1	.531
Philadelphia	7	9	0	.438
NFC NORTH	W	L	T	Pct
Green Bay	10	6	0	.625
* Detroit	9	7	0	.563
Minnesota	8	8	0	.500
Chicago	3	13	0	.188
NFC SOUTH	W	L	T	Pct
Atlanta	11	5	0	.688
Tampa Bay	9	7	0	.563
New Orleans	7	9	0	.438
Carolina	6	10	0	.375
NFC WEST	W	L	T	Pct
Seattle	10	5	1	.656
Arizona	7	8	1	.469
Los Angeles	4	12	0	.250
San Francisco	2	14	0	.125

* Wild Card for Playoffs

2015 SEASON (3-13 REGULAR SEASON, 0-0 PLAYOFFS) • 4TH PLACE AFC SOUTH

DATE	OPPONENT	SCORE	W/L	ATT
Sep. 13	at Tampa Bay	W 42-14		63,945
Sep. 20	at Cleveland	L 14-28		67,431
Sep. 27	INDIANAPOLIS	L 33-35		65,920
Oct. 11	BUFFALO	L 13-14		65,670
Oct. 18	MIAMI	L 10-38		62,342
Oct. 25	ATLANTA	L 7-10		63,329
Nov. 1	at Houston	L 6-20		71,630
Nov. 8	at New Orleans	W 34-28*		73,075
Nov. 15	CAROLINA	L 10-27		63,591
Nov. 19	at Jacksonville	L 13-19		60,121
Nov. 29	OAKLAND	L 21-24		58,075
Dec. 6	JACKSONVILLE	W 42-39		57,355
Dec. 13	at New York Jets	L 8-30		78,160
Dec. 20	at New England	L 16-33		66,829
Dec. 27	HOUSTON	L 6-34		62,153
Jan. 3	at Indianapolis	L 24-30		65,733

* Overtime

	TITANS	OPP
Total First Downs	298	317
Rushing	66	101
Passing	195	192
Penalty	37	24
3rd Down: Made/Att	64/201	92/216
3rd Down Pct.	31.8	42.6
4th Down: Made/Att	7/15	4/12
4th Down Pct.	46.7	33.3
Possession Avg.	29:25	30:35
Total Net Yards	4988	5475
Avg. Per Game	311.8	342.2
Total Plays	976	1003
Avg. Per Play	5.1	5.5
Net Yards Rushing	1485	1797
Avg. Per Game	92.8	112.3
Total Rushes	371	462
Net Yards Passing	3503	3678
Avg. Per Game	218.9	229.9
Sacked/Yards Lost	54/390	39/271
Gross Yards	3893	3949
Att./Completions	551/342	502/319
Completion Pct.	62.1	63.5
Had Interceded	17	11
Punts/Average	88/47.4	74/48.2
Net Punting Avg.	88/40.3	74/43.0
Penalties/Yards	93/779	112/982
Fumbles/Ball Lost	25/16	16/8
Touchdowns	37	51
Rushing	10	11
Passing	25	34
Returns	2	6

BY PERIODS	1	2	3	4	OT	PTS
Team	67	71	84	71	6	299
Opponents	96	127	75	125	0	423

SCORING	TD	RU	PA	RT	PAT	FG	S	TP
Succop	0	0	0	0	29/31	14/16	0	71
Walker	6	0	6	0			0	38
Green-Beckham	4	0	4	0			0	26
Andrews	3	3	0	0			0	18
Mariota	3	2	1	0			0	18
Wright	3	0	3	0			0	18
McCluster	2	1	1	0			0	14
Douglas	2	0	2	0			0	12
Fasano	2	0	2	0			0	12
Fowler	2	1	1	0			0	12
Sankey	2	1	1	0			0	12
Stevens	2	0	2	0			0	12
Cobb	1	1	0	0			0	6
Hunter	1	0	1	0			0	6
McBride	1	0	1	0			0	6
Mettenberger	1	1	0	0			0	6
Sensabaugh	1	0	0	1a			0	6
Woodyard	1	0	0	1b			0	6
Team	37	10	25	2	29/31	14/16	0	299
Opponents	51	11	34	6	48/50	23/27	0	423

2-Pt Conversions: Green-Beckham, McCluster, Walker, TM
3-5, OPP 0-1

FUM/LOST: Mariota 10/6, Mettenberger 4/2, Douglas 2/1, McCluster 2/2, Sankey 2/1, West(TM) 2/2, Andrews 1/1, Gallik 1/0, Supernaw 1/1

RUSHING	No	Yds	Avg	Lg	TD
Andrews	143	520	3.6	38	3
Mariota	34	252	7.4	87t	2
McCluster	55	247	4.5	44	1
Sankey	47	193	4.1	16	1
Cobb	52	146	2.8	12	1

PASSING	Att	Cmp	Pct	Yards	Yds/Att	TD	Int	Lg	Sk/Yds	Rating
Mariota	370	230	62.2	2818	7.62	19	10	61t	38/258	91.5
Mettenberger	166	101	60.8	935	5.63	4	7	57t	13/98	66.7
Tanneh	14	10	71.4	99	7.07	1	0	29	3/34	114.9
Andrews	1	1	100.0	41	41.00	1	0	41t	0/0	158.3
Team	551	342	62.1	3893	7.07	25	17	61t	54/390	85.5
Opponents	502	319	63.5	3949	7.87	34	11	69t	39/271	101.3

West	16	51	3.2	12	0
Walker	1	36	36.0	36	0
Wright	5	17	3.4	13	0
Fowler	7	13	1.9	3	1
McBride	1	8	8.0	8	0
Mettenberger	9	8	0.9	5t	1
Douglas	1	-6	-6.0	-6	0
Team	371	1485	4.0	87t	10
Opponents	462	1797	3.9	32	11

RECEIVING	No	Yds	Avg	Lg	TD
Walker	94	1088	11.6	61t	6
Douglas	36	411	11.4	51	2
Wright	36	408	11.3	52t	3
Green-Beckham	32	549	17.2	47t	4
McCluster	31	260	8.4	35	1
Fasano	26	289	11.1	33	2
Hunter	22	264	12.0	29	1
Andrews	21	174	8.3	23	0
Sankey	14	139	9.9	30	1
Stevens	12	121	10.1	27	2
Fowler	5	44	8.8	19	1
Coffman	4	42	10.5	16	0
Supernaw	3	32	10.7	16	0
Turzilli	2	25	12.5	18	0
McBride	2	8	4.0	7	1
Mariota	1	41	41.0	41t	1
Cobb	1	-2	-2.0	-2	0
Team	342	3893	11.4	61t	25
Opponents	319	3949	12.4	69t	34

INTERCEPTIONS	No	Yds	Avg	Lg	TD
Brown	2	45	22.5	45	0
Sensabaugh	2	42	21.0	26t	1
Griffin	1	29	29.0	29	0
Cox	1	27	27.0	27	0
Bass	1	8	8.0	8	0
Mount	1	8	8.0	8	0
Searcy	1	5	5.0	5	0
Webb	1	0	0.0	0	0
Williamson	1	0	0.0	0	0
Team	11	164	14.9	45	1
Opponents	17	263	15.5	69t	3

PUNTING	No	Yds	Avg	Net	TB	In	Lg	B
Kern	88	4175	47.4	40.3	1	34	61	0
Team	88	4175	47.4	40.3	1	34	61	0
Opponents	74	3568	48.2	43.0	4	24	65	0

PUNT RETURNS	No	FC	Yds	Avg	Lg	TD
McCluster	24	15	217	9.0	37	0
Douglas	11	2	73	6.6	18	0
Cox	3	0	17	5.7	9	0
Team	38	17	307	8.1	37	0
Opponents	47	23	605	12.9	78t	1

KICKOFF RETURNS	No	Yds	Avg	Lg	TD
McCluster	13	285	21.9	32	0
McBride	10	190	19.0	31	0
Sankey	9	192	21.3	34	0
Andrews	1	13	13.0	13	0
Team	33	680	20.6	34	0
Opponents	22	599	27.2	75	0

FIELD GOALS	1-19	20-29	30-39	40-49	50+
Succop	0/0	3/3	3/3	7/7	1/3
Team	0/0	3/3	3/3	7/7	1/3
Opponents	1/1	6/6	9/9	6/9	1/2

TEAM/Succop: () () (38G,21G) (21G,41G) (37G) () (35G,44G) (51G,29G,55N) (45G) (47G,49G,53N) () () (49G) () (49G)
OPP: () () () (30G) (27G,47N) (38G,24G) (46B) (48G) (19G) (31G,32G,20G,36G) (24G) () (53N,47G,27G,42G) (43G,48N,38G,42G,32G) (22G,36G) (49G,52G,35G)

SACKS
 Casey 7, Orakpo 7, Woodyard 5, Morgan 4.5, Klug 4, Williamson 3.5, Blackson 2.5, Bass 1.5, Griffin 1, Stafford 1, Tavai 1, Brown 0.5, Searcy 0.5
Titans 39, Opponents 54

TACKLES (Solo-Assists-Total)
 Williamson (79-58-137), Woodyard (70-40-110), Griffin (67-34-101), Brown (65-33-98), Casey (48-38-86), Jones (45-22-67), Orakpo (44-20-64), Sensabaugh (42-16-58), Searcy (41-13-54), Bass (23-19-42), Morgan (20-14-34), Cox (26-5-31), Woods (14-17-31), Klug (13-13-26), Webb (20-2-22), Stafford (16-4-20), Blackson (10-9-19), Hill (7-12-19), Wreh-Wilson (16-1-17), McCourty (10-6-16), Riggs (6-0-6), Huff (5-1-6), Pitouita (2-2-4), Tavai (2-1-3), Martin (1-2-3), Johnson (1-1-2), Mount (0-1-1)
Team Totals: 692-382-1,074

USUAL STARTING LINEUP

OFFENSE
 WR Harry Douglas (83)
TE Delanie Walker (82)
 LT Taylor Lewan (77)
 LG Byron Bell (76)/Quinton Spain (60)
 C Brian Schwenke (62)/Andy Gallik (69)
 RG Chance Warmack (70)
 RT Jeremiah Poutasi (73)/Byron Bell (76)
 TE Craig Stevens (88)/Anthony Fasano (80)
 WR Kendall Wright (13)
 QB Marcus Mariota (8)
 RB Antonio Andrews (26)

DEFENSE
 DE DaQuan Jones (90)
 NT Al Woods (96)/Sammie Hill (94)
DT Jurrell Casey (99)
 OLB Derrick Morgan (91)/David Bass (51)
 ILB Wesley Woodyard (59)
 ILB Avery Williamson (54)
 OLB Brian Orakpo (98)
 CB Perrish Cox (29)
 SS Da'Norris Searcy (21)
 FS Michael Griffin (33)
 CB Coty Sensabaugh (24)

SPECIALISTS
 K Ryan Succop (8)
 P Brett Kern (6)
 KR/PR Dexter McCluster (22)

Pro Bowl [All-Pro](#)

GM: Ruston Webster; **Head Coach:** Ken Whisenhunt (first seven games), Mike Mularkey (final nine games)
Asst. Coaches: Dick LeBeau (asst. HC/def.), Ray Horton (def. coord.), Jason Michael (off. coord.), Steve Watterson (strength and cond.), Bob Bostad (OL), Steve Brown (asst. secondary), Louie Cioffi (secondary), Sylvester Croom (RB), Nick Eason (asst. DL), Steve Hoffman (ST asst.), Shawn Jefferson (WR), Nate Kaczor (ST), Cannon Matthews (qual. ctl. coord. - def.), John McNulty (QB), Mike Mularkey (TE*), Arthur Smith (asst. TE*), Gift Smith (DL), Lou Spanos (LB), Luke Stechel (off. asst.), Mike Sullivan (asst. OL), Jason Tucker (asst. WR)

* Mularkey - tight ends coach first seven games, head coach final nine games; Smith - assistant tight ends coach first seven games, tight ends coach final nine games

AMERICAN FOOTBALL CONFERENCE STANDINGS

AFC EAST	W	L	T	Pct
New England	12	4	0	.750
New York Jets	10	6	0	.625
Buffalo	8	8	0	.500
Miami	6	10	0	.375
AFC NORTH	W	L	T	Pct
Cincinnati	12	4	0	.750
* Pittsburgh	10	6	0	.625
Baltimore	5	11	0	.313
Cleveland	3	13	0	.188
AFC SOUTH	W	L	T	Pct
Houston	9	7	0	.563
Indianapolis	8	8	0	.500
Jacksonville	5	11	0	.313
Tennessee	3	13	0	.188
AFC WEST	W	L	T	Pct
Denver	12	4	0	.750
* Kansas City	11	5	0	.688
Oakland	7	9	0	.438
San Diego	4	12	0	.250

NATIONAL FOOTBALL CONFERENCE STANDINGS

NFC EAST	W	L	T	Pct
Washington	9	7	0	.563
Philadelphia	7	9	0	.438
New York Giants	6	10	0	.375
Dallas	4	12	0	.250
NFC NORTH	W	L	T	Pct
Minnesota	11	5	0	.688
* Green Bay	10	6	0	.625
Detroit	7	9	0	.438
Chicago	6	10	0	.375
NFC SOUTH	W	L	T	Pct
Carolina	15	1	0	.938
Atlanta	8	8	0	.500
New Orleans	7	9	0	.438
Tampa Bay	6	10	0	.375
NFC WEST	W	L	T	Pct
Arizona	13	3	0	.813
* Seattle	10	6	0	.625
St. Louis	7	9	0	.438

2014 SEASON (2-14 REGULAR SEASON, 0-0 PLAYOFFS) • 4TH PLACE AFC SOUTH

DATE	OPPONENT	SCORE	W/L	ATT
Sep. 7	at Kansas City	26-10	W	73,569
Sep. 14	DALLAS	10-26	L	69,143
Sep. 21	at Cincinnati	7-33	L	56,743
Sep. 28	at Indianapolis	17-41	L	64,757
Oct. 5	CLEVELAND	28-29	L	69,143
Oct. 12	JACKSONVILLE	16-14	W	69,143
Oct. 19	at Washington	17-19	L	75,227
Oct. 26	HOUSTON	16-30	L	69,143
Nov. 9	at Baltimore	7-21	L	70,914
Nov. 17	PITTSBURGH	24-27	L	69,143
Nov. 23	at Philadelphia	24-43	L	69,596
Nov. 30	at Houston	21-45	L	71,714
Dec. 7	NEW YORK GIANTS	7-36	L	69,143
Dec. 14	NEW YORK JETS	11-16	L	69,143
Dec. 18	at Jacksonville	13-21	L	61,202
Dec. 28	INDIANAPOLIS	10-27	L	69,143

	TITANS	OPP
Total First Downs	258	357
Rushing	75	119
Passing	159	211
Penalty	24	27
3rd Down: Made/Att	59/196	94/227
3rd Down Pct.	30.1	41.4
4th Down: Made/Att	6/17	5/11
4th Down Pct.	35.3	45.5
Possession Avg.	27:31	32:29
Total Net Yards	4859	5968
Avg. Per Game	303.7	373.0
Total Plays	919	1099
Avg. Per Play	5.3	5.4
Net Yards Rushing	1447	2195
Avg. Per Game	90.4	137.2
Total Rushes	356	515
Net Yards Passing	3412	3773
Avg. Per Game	213.3	235.8
Sacked/Yards Lost	50/326	39/222
Gross Yards	3738	3995
Att./Completions	513/299	545/347
Completion Pct.	58.3	63.7
Had Intercepted	16	12
Punts/Average	89/46.3	73/46.0
Net Punting Avg.	89/40.8	73/41.2
Penalties/Yards	111/961	93/731
Fumbles/Ball Lost	23/10	7/4
Touchdowns	28	48
Rushing	6	17
Passing	20	28
Returns	2	3

BY PERIODS	1	2	3	4	OT	PTS
Team	40	94	73	47	0	254
Opponents	105	110	97	126	0	438

SCORING	TD	RU	PA	RT	PAT	FG	S	TP
Succop	0	0	0	0	27/27	19/22	0	84
Wright	6	0	6	0			0	36
Walker	4	0	4	0			0	24
Hunter	3	0	3	0			0	18
Greene	2	2	0	0			0	12
Sankey	2	2	0	0			0	12
L. Washington	2	0	2	0			0	12
N. Washington	2	0	2	0			0	12
Battle	1	1	0	0			0	6
Coffman	1	0	1	0			0	6
Hagan	1	0	1	0			0	6
Huff	1	0	0	1b			0	6
Locker	1	1	0	0			0	6
McCluster	1	0	1	0			0	6
McCourtly	1	0	0	1a			0	6
Team	28	6	20	2	27/27	19/22	1	254
Opponents	48	17	28	3	47/47	33/39	2	438

2-Pt Conversions: **TM 0-1, OPP 0-1**

FUM/Lost: Mettenberger 4/2, Locker 3/1, L. Washington 3/1, Whitehurst 3/0, Sankey 2/2, Spencer 2/0, Walker 2/0, Greene 1/1, McCluster 1/1, Schwenke 1/1, Wright 1/1

RUSHING	No	Yds	Avg	Lg	TD
Sankey	152	569	3.7	22	2
Greene	94	392	4.2	52	2
Locker	22	142	6.5	29	1
McCluster	40	131	3.3	16	0
Whitehurst	20	90	4.5	23	0
L. Washington	13	57	4.4	16	0
Wright	4	54	13.5	38	0
Battle	5	9	1.8	5	1
Mettenberger	5	4	0.8	8	0

PASSING	Att	Cmp	Pct	Yards	Yds/Att	TD	Int	Lg	Sk/Yds	Rating
Whitehurst	185	105	56.8	1,236	7.17	7	2	75t	18/103	87.4
Mettenberger	179	107	59.8	1,412	7.89	8	7	80t	18/138	83.4
Locker	146	86	58.9	993	6.80	5	7	61t	14/85	70.9
Palmer	3	1	33.3	7	2.33	0	0	7	0/0	42.4
Team	513	299	58.3	3,738	7.29	20	16	80t	50/326	81.0
Opponents	545	347	63.7	3,995	7.33	28	12	80	39/222	93.6

Palmer	1	-1	-1.0	-1	0
Team	356	1447	4.1	52	6
Opponents	515	2195	4.3	62t	17

RECEIVING	No	Yds	Avg	Lg	TD
Walker	63	890	14.1	68	4
Wright	57	715	12.5	48	6
N. Washington	40	647	16.2	80t	2
Hunter	28	498	17.8	75t	3
McCluster	26	197	7.6	25	1
L. Washington	22	159	7.2	25	2
Hagan	19	254	13.4	38t	1
Sankey	18	133	7.4	18	0
Coffman	6	64	10.7	18	1
Durham	6	54	9.0	14	0
Battle	5	28	5.6	12	0
Stevens	2	26	13.0	20	0
Thompson	2	24	12.0	13	0
Andrews	2	11	5.5	6	0
Greene	1	13	13.0	13	0
Klug	1	9	9.0	9	0
Schwenke	1	6	6.0	6	0
Whitehurst	0	10	---	10	0
Team	299	3738	12.5	80t	20
Opponents	347	3995	11.5	80	28

INTERCEPTIONS	No	Yds	Avg	Lg	TD
McCourtly	3	0	0.0	0	0
Woodyard	2	20	10.0	13	0
Griffin	2	12	6.0	12	0
Wreh-Wilson	1	34	34.0	34	0
Stafford	1	33	33.0	33	0
Huff	1	23	23.0	23t	1
Ghee	1	0	0.0	0	0
Wilson	1	0	0.0	0	0
Team	12	122	10.2	34	1
Opponents	16	214	13.4	67	1

PUNTING	No	Yds	Avg	Net	TB	In	Lg	B
Kern	88	4118	46.8	40.8	7	28	79	1
Team	89	4118	46.3	40.8	7	28	79	1
Opponents	73	3356	46.0	41.2	7	26	69	0

PUNT RETURNS	No	FC	Yds	Avg	Lg	TD
McCluster	22	14	155	7.0	48	0
L. Washington	7	4	47	6.7	10	0
Griffin	1	0	5	5.0	5	0
Team	30	18	207	6.9	48	0
Opponents	43	25	350	8.1	30	0

KICKOFF RETURNS	No	Yds	Avg	Lg	TD
L. Washington	31	738	23.8	52	0
Sankey	7	198	28.3	42	0
Andrews	5	110	22.0	27	0
Battle	2	43	21.5	22	0
Klug	2	32	16.0	20	0
Martin	1	0	0.0	0	0
Team	48	1121	23.4	52	0
Opponents	31	855	27.6	107t	1

FIELD GOALS	1-19	20-29	30-39	40-49	50+
Succop	0/0	5/5	7/7	5/8	2/2
Team	0/0	5/5	7/7	5/8	2/2
Opponents	1/1	9/9	12/12	7/11	4/6

Titans/Succop: (36G,31G,46G,47G) (47G) (40N,44N) (36G) (35G) (25G,21G,42G) (36G) (20G) (20G) (40G, 40G, 33G,51G) (50G,23G) (31G) (31G,30G) (48G,44G,51G,48G) (29G) (31G,30G) (38G,42G) (55B)(31G,31G,27G,22G) (30G,29G,49G) (49G,23G) (36G,26G,49N,35G,30G,50G) (37G,43B) (20G,19G,36G,52G,42G) (53N,51G) (23G,46N,26G)

SACKS
Morgan 6.5, Casey 5, Griffin 3, Hill 3, Williamson 3, Woodyard 2.5, Klug 2, Phillips TM 2, Pitoitua 2, Wimbley 2, Groves 1, Huff 1, D. Jones 1, Pollard 1, Sensabaugh 1, Stafford 1, Wilson 1, Woods 1
Titans 39, Opponents 50

TACKLES (Solo-Assists-Total)
Woodyard (66-68-134), Griffin (83-32-115), Williamson (55-52-107), Casey (58-28-86), McCourtly (77-8-85), Morgan (52-30-82), Wilson (49-16-65), Wreh-Wilson (47-10-57), Hill (30-17-47), Pitoitua (21-24-45), Sensabaugh (37-7-44), Wimbley (18-23-41), Stafford (24-9-33), Klug (21-10-31), Woods (14-17-31), Phillips (14-14-28), Martin (10-18-28), Pollard (22-4-26), Gooden (15-9-24), Groves (12-7-19), Huff (8-6-14), Jones (7-6-13), Harris (8-1-9), Moch (3-1-4), Ghee (3-0-3), Brown (1-0-1)
Team Totals: 755-417-1,172

USUAL STARTING LINEUP

OFFENSE
WR Nate Washington (85)
TE Delanie Walker (82)
LT Taylor Lewan (77)
LG Andy Levitre (67)
C Brian Schwenke (62)
RG Chance Warmack (70)
RT Michael Oher (72)
TE Craig Stevens (88)/Brett Brackett (87)
WR Kendall Wright (13)
QB Zach Mettenberger (7)
RB Bishop Sankey (20)

DEFENSE
DE Ropati Pitoitua (92)
NT Sammie Hill (94)
DT Jurrell Casey (99)
OLB Derrick Morgan (91)
ILB Wesley Woodyard (59)
ILB Avery Williamson (54)
OLB Kameron Wimbley (95)
CB Bliidi Wreh-Wilson (25)
SS George Wilson (21)
FS Michael Griffin (33)
CB Jason McCourtly (30)

SPECIALISTS
K Ryan Succop (8)
P Brett Kern (6)
KR/PR Leon Washington (26)

Pro Bowl All-Pro

GM: Ruston Webster; **Head Coach:** Ken Whisenhunt
Asst. Coaches: Ray Horton (def. coord.), Jason Michael (off. coord.), Bob Bostad (off. line), Steve Brown (asst. secondary), Louie Cioffi (secondary), Sylvester Croom (RB), Nick Eason (asst. DL), Steve Hoffman (ST asst.), Shawn Jefferson (WR), Nate Kaczor (ST), Cannon Matthews (qual. ctl. coord. - def.), John McNulty (QB), Mike Mularkey (TE), Kevin Patullo (asst. WR), Arthur Smith (asst. TE), Giff Smith (DL), Lou Spanos (LB), Luke Stechel (off. asst.), Mike Sullivan (asst. OL), Steve Watterson (strength and cond.)

AMERICAN FOOTBALL CONFERENCE STANDINGS

AFC EAST	W	L	T	Pct
New England	12	4	0	.750
Buffalo	9	7	0	.563
Miami	8	8	0	.500
New York Jets	4	12	0	.250
AFC NORTH	W	L	T	Pct
Pittsburgh	11	5	0	.688
* Cincinnati	10	5	1	.656
* Baltimore	10	6	0	.625
Cleveland	7	9	0	.438
AFC SOUTH	W	L	T	Pct
Indianapolis	11	5	0	.688
Houston	9	7	0	.563
Jacksonville	3	13	0	.188
Tennessee	2	14	0	.125
AFC WEST	W	L	T	Pct
Denver	12	4	0	.750
Kansas City	9	7	0	.563
San Diego	9	7	0	.563
Oakland	3	13	0	.188

NATIONAL FOOTBALL CONFERENCE STANDINGS

NFC EAST	W	L	T	Pct
Dallas	12	4	0	.750
Philadelphia	10	6	0	.625
New York Giants	6	10	0	.375
Washington	4	12	0	.250
NFC NORTH	W	L	T	Pct
Green Bay	12	4	0	.750
* Detroit	11	5	0	.688
Minnesota	7	9	0	.438
Chicago	5	11	0	.313
NFC SOUTH	W	L	T	Pct
Carolina	7	8	1	.469
New Orleans	7	9	0	.438
Atlanta	6	10	0	.375
Tampa Bay	2	14	0	.125
NFC WEST	W	L	T	Pct
Seattle	12	4	0	.750
* Arizona	11	5	0	.688
San Francisco	8	8	0	.500
St. Louis	6	10	0	.375

* Wild Card for Playoffs

2013 SEASON (7-9 REGULAR SEASON, 0-0 PLAYOFFS) • 2ND PLACE AFC SOUTH

DATE	OPPONENT	SCORE	W/L	ATT
Sep. 8	at Pittsburgh	16-9	W	61,585
Sep. 15	at Houston	24-30*	L	71,718
Sep. 22	SAN DIEGO	20-17	W	69,143
Sep. 29	NEW YORK JETS	38-13	W	69,143
Oct. 6	KANSAS CITY	17-26	L	69,143
Oct. 13	at Seattle	13-20	L	68,127
Oct. 20	SAN FRANCISCO	17-31	L	69,143
Nov. 3	at St. Louis	28-21	W	54,617
Nov. 10	JACKSONVILLE	27-29	L	69,143
Nov. 14	INDIANAPOLIS	27-30	L	69,143
Nov. 24	at Oakland	23-19	W	46,001
Dec. 1	at Indianapolis	14-22	L	65,502
Dec. 8	at Denver	28-51	L	76,554
Dec. 15	ARIZONA	34-37*	L	69,143
Dec. 22	at Jacksonville	20-16	W	60,559
Dec. 29	HOUSTON	16-10	W	69,143

	TITANS	OPP
Total First Downs	311	329
Rushing	103	108
Passing	172	191
Penalty	36	30
3rd Down: Made/Att	94/227	69/201
3rd Down Pct.	41.4	34.3
4th Down: Made/Att	11/17	7/11
4th Down Pct.	64.7	63.6
Possession Avg.	30:00	30:00
Total Net Yards	5390	5407
Avg. Per Game	336.9	337.9
Total Plays	1032	1027
Avg. Per Play	5.2	5.3
Net Yards Rushing	1894	1795
Avg. Per Game	118.4	112.2
Total Rushes	462	446
Net Yards Passing	3496	3612
Avg. Per Game	218.5	225.8
Sacked/Yards Lost	37/214	36/227
Gross Yards	3710	3839
Att./Completions	533/328	545/344
Completion Pct.	63.1	63.1
Had Intercepted	16	13
Punts/Average	79/42.9	76/45.0
Net Punting Avg.	79/39.7	76/40.0
Penalties/Yards	101/900	95/779
Fumbles/Ball Lost	27/9	24/12
Touchdowns	41	40
Rushing	16	21
Passing	22	15
Returns	3	4

BY PERIODS	1	2	3	4	OT	PTS
Team	71	77	65	149	0	362
Opponents	76	83	88	125	9	381

SCORING	TD	RU	PA	RT	PAT	FG	S	TP
Bironas	0	0	0	0	41/41	25/29	0	116
C. Johnson	10	6	4	0	0	0	0	60
Walker	6	0	6	0	0	0	0	36
Greene	4	4	0	0	0	0	0	24
Hunter	4	0	4	0	0	0	0	24
Fitzpatrick	3	3	0	0	0	0	0	18
N. Washington	3	0	3	0	0	0	0	18
Locker	2	2	0	0	0	0	0	12
Preston	2	0	2	0	0	0	0	12
Wright	2	0	2	0	0	0	0	12
Battle	1	1	0	0	0	0	0	6
Klug	1	0	0	1b	0	0	0	6
McCourty	1	0	0	1c	0	0	0	6
Thompson	1	0	1	0	0	0	0	6
Verner	1	0	0	1a	0	0	0	6
Team	41	16	22	3	41/41	25/29	0	362
Opponents	40	21	15	4	37/38	32/39	3	381

2-Pt Conversions: TM 0-0, OPP 1-1

FUM/Lost: Fitzpatrick 9/2, C. Johnson 3/2, Locker 3/1, Kern 2/0, Williams 2/1, Wright 2/0, Wylie(TM) 2/1, Bailey 1/1, Reynaud(TM) 1/1, Walker 1/0, L. Washington(LG) 1/0, L. Washington(TM) 1/0

RUSHING	No	Yds	Avg	Lg	TD
C. Johnson	279	1077	3.9	30t	6
Greene	77	295	3.8	29	4
Fitzpatrick	43	225	5.2	26	3
Locker	24	155	6.5	39	2
Battle	36	142	3.9	37	1
Kern	2	0	0.0	0	0

PASSING	Att	Cmp	Pct	Yards	Yds/Att	TD	Int	Lg	Sk/Yds	Rating
Fitzpatrick	350	217	62.0	2454	7.01	14	12	77t	21/109	82.0
Locker	183	111	60.7	1256	6.86	8	4	66t	16/105	86.7
Team	533	328	61.5	3710	6.96	22	16	77t	37/214	83.6
Opponents	545	344	63.1	3839	7.04	15	13	55	36/227	83.3

Reynaud	1	0	0.0	0	0
Team	462	1894	4.1	39	16
Opponents	446	1795	4.0	60	21

RECEIVING	No	Yds	Avg	Lg	TD
Wright	94	1079	11.5	45	2
Walker	60	571	9.5	33	6
N. Washington	58	919	15.8	77t	3
C. Johnson	42	345	8.2	66t	4
Hunter	18	354	19.7	57	4
Williams	15	178	11.9	32	0
Britt	11	96	8.7	15	0
Greene	6	39	6.5	28	0
Mooney	6	32	5.3	22	0
Preston	5	37	7.4	10t	2
Battle	4	36	9.0	24	0
Thompson	3	13	4.3	9t	1
Stevens	2	5	2.5	6	0
Shiancoe	2	2	1.0	3	0
Reynaud	1	4	4.0	4	0
Fitzpatrick	1	0	0.0	0	0
Team	328	3710	11.3	77t	22
Opponents	344	3839	11.2	55	15

INTERCEPTIONS	No	Yds	Avg	Lg	TD
Verner	5	68	13.6	34	1
Pollard	3	36	12.0	32	0
Ayers	1	5	5.0	5	0
Brown	1	3	3.0	3	0
McCarthy	1	1	1.0	1	0
Griffin	1	0	0.0	0	0
G. Wilson	1	0	0.0	0	0
Team	13	113	8.7	34	1
Opponents	16	132	8.3	35	1

PUNTING	No	Yds	Avg	Net	TB	In	Lg	B
Kern	78	3386	43.4	39.7	2	32	63	1
Team	79	3386	42.9	39.7	2	32	63	1
Opponents	76	3422	45.0	40.0	7	28	61	0

PUNT RETURNS	No	FC	Yds	Avg	Lg	TD
Reynaud	18	8	135	7.5	35	0
L. Washington	6	9	78	13.0	33	0
Williams	4	3	12	3.0	8	0
Wylie	2	0	4	2.0	4	0
Verner	1	0	11	11.0	11	0
Team	31	20	240	7.7	35	0
Opponents	35	25	210	6.0	24	0

KICKOFF RETURNS	No	Yds	Avg	Lg	TD
L. Washington LG	17	500	29.4	95	0
L. Washington TM	16	481	30.1	95	0
Reynaud	15	355	23.7	40	0
Williams	5	123	24.6	37	0
Wylie	5	94	18.8	23	0
Bailey	1	0	0.0	0	0
Battle	1	26	26.0	26	0
Verner	1	17	17.0	17	0
Team	44	1096	24.9	95	0
Opponents	45	1099	24.4	46	0

FIELD GOALS	1-19	20-29	30-39	40-49	50+
Bironas	0/0	10/10	8/9	5/7	2/3
Team	0/0	10/10	8/9	5/7	2/3
Opponents	2/2	6/6	6/8	15/18	3/5

Bironas/Titans: (26G,44G,27G) (48N,47G) (20G,43N,37G) (26G) (22G,32N) (38G,25G) (31G) (39G,37G) (25G,38G) (33G,22G,23G) (1) (45G,50N,24G) (45G,52G) (42G,55G,37G) (OPP: (1) (50N,50N,46N) (44G,38B) (45G,47G) (29G,24G, 33G,48G) (31G,29G) (44G) (44N) (32G,44G) (48G,30G, 50G) (52G,48G,24G,32N,48N,42G) (47G,48G,45G,37G, 49G) (25G,64G,19G) (25G,47G,41G) (36G) (19G)

SACKS
Casey 10.5, Morgan 6, Brown 4, Pitoitua 4, A. Johnson 3, Wimbley 3, Klug 2, Ayers 1, Fokou 1, Mi. Martin 1, Pollard 0.5
Titans 36, Opponents 37

TACKLES (Solo-Assists-Total)
Pollard (93-49-142), Brown (80-37-117), Griffin (71-35-106), Fokou (67-31-98), Pitoitua (42-49-91), Casey (49-41-90), McCourty (68-9-77), Verner (61-12-73), Ayers (44-12-56), Morgan (31-23-54), McCarthy (35-16-51), Hill (26-14-40), Sensabaugh (29-8-37), A. Johnson (19-16-35), Wilson (25-8-33), Klug (14-12-26), Wimbley (12-12-24), Martin (9-13-22), Edwards (6-4-10), Wreh-Wilson (6-3-9), Gooden (4-3-7), Campbell (3-1-4), Stafford (1-0-1)
Team Totals: 795-408-1,203

USUAL STARTING LINEUP

OFFENSE
WR Nate Washington (85)
TE Craig Stevens (88)
LT Michael Roos (71)
LG Andy Levine (67)
C Brian Schwenke (62)
RG Chance Warmack (70)
RT David Stewart (76)
TE Delanie Walker (82)
WR Kendall Wright (13)
QB Jake Locker (10)/Ryan Fitzpatrick (4)
RB Chris Johnson (28)

DEFENSE
LE Derrick Morgan (91)
DT Sammie Hill (94)
DT Jurrell Casey (99)
RE Ropati Pitoitua (92)
SLB Akeem Ayers (56)
MLB Moise Fokou (53)
WLB Zach Brown (55)
LCB Jason McCourty (30)
RCB Alterraun Verner (20)
SS Bernard Pollard (31)
FS Michael Griffin (33)

SPECIALISTS
K Rob Bironas (2)
P Brett Kern (6)
KR/PR Leon Washington (26)

Pro Bowl All-Pro
GM: Ruston Webster; **Head Coach:** Mike Munchak
Asst. Coaches: Jerry Gray (def. coord.), Dowell Loggains (off. coord.), Steve Watterson (asst. head coach/strength & cond.), Gregg Williams (senior asst./defense), Steve Brown (asst. secondary), Sylvester Croom (RB), Jonathan Gannon (def. asst./qual. ctl.), George Henshaw (TE), Steve Hoffman (ST asst.), Shawn Jefferson (WR), Nate Kaczor (ST), Bruce Matthews (OL), Brett Maxie (secondary), Keith Millard (def. asst./pass rush specialist), Chet Parlavacchio (LB), Dave Ragone (QB), Tracy Rucker (DL), Arthur Smith (OL/TE asst.)

AMERICAN FOOTBALL CONFERENCE STANDINGS

AFC EAST	W	L	T	Pct
New England	12	4	0	.750
New York Jets	8	8	0	.500
Miami	8	8	0	.500
Buffalo	6	10	0	.375
AFC NORTH	W	L	T	Pct
Cincinnati	11	5	0	.688
Pittsburgh	8	8	0	.500
Baltimore	8	8	0	.500
Cleveland	4	12	0	.250
AFC SOUTH	W	L	T	Pct
Indianapolis	11	5	0	.688
Tennessee	7	9	0	.438
Jacksonville	4	12	0	.250
Houston	2	14	0	.125
AFC WEST	W	L	T	Pct
Denver	13	3	0	.813
* Kansas City	11	5	0	.688
* San Diego	9	7	0	.563
Oakland	4	12	0	.250

NATIONAL FOOTBALL CONFERENCE STANDINGS

NFC EAST	W	L	T	Pct
Philadelphia	10	6	0	.625
Dallas	8	8	0	.500
New York Giants	7	9	0	.438
Washington	3	13	0	.188
NFC NORTH	W	L	T	Pct
Green Bay	8	7	1	.531
Chicago	8	8	0	.500
Detroit	7	9	0	.438
Minnesota	5	10	1	.344
NFC SOUTH	W	L	T	Pct
Carolina	12	4	0	.750
* New Orleans	11	5	0	.688
Atlanta	4	12	0	.250
Tampa Bay	4	12	0	.250
NFC WEST	W	L	T	Pct
Seattle	13	3	0	.813
* San Francisco	12	4	0	.750
Arizona	10	6	0	.625
St. Louis Rams	7	9	0	.438

* Wild Card for Playoffs

2011 SEASON (9-7 REGULAR SEASON, 0-0 PLAYOFFS) • 2ND PLACE AFC SOUTH

DATE	OPPONENT	SCORE	W/L	ATT
Sep. 11	at Jacksonville	14-16	L	61,619
Sep. 18	BALTIMORE	26-13	W	69,143
Sep. 25	DENVER	17-14	W	69,143
Oct. 2	at Cleveland	31-13	W	66,240
Oct. 9	at Pittsburgh	17-38	L	63,875
Oct. 16	BYE			
Oct. 23	HOUSTON	7-41	L	69,143
Oct. 30	INDIANAPOLIS	27-10	W	69,143
Nov. 6	CINCINNATI	17-24	L	69,143
Nov. 13	at Carolina	30-3	W	72,409
Nov. 20	at Atlanta	17-23	L	68,164
Nov. 27	TAMPA BAY	23-17	W	69,143
Dec. 4	at Buffalo	23-17	W	56,463
Dec. 11	NEW ORLEANS	17-22	L	69,143
Dec. 18	at Indianapolis	13-27	L	64,271
Dec. 24	JACKSONVILLE	23-17	W	69,143
Jan. 1	at Houston	23-22	W	71,512

	TITANS	OPP
Total First Downs	281	324
Rushing	71	111
Passing	185	187
Penalty	25	26
3rd Down: Made/Att	80/218	96/236
3rd Down Pct.	36.7	40.7
4th Down: Made/Att	10/14	8/20
4th Down Pct.	71.4	40.0
Possession Avg.	27:52	32:08
Total Net Yards	5361	5682
Avg. Per Game	335.1	355.1
Total Plays	984	1080
Avg. Per Play	5.4	5.3
Net Yards Rushing	1438	2053
Avg. Per Game	89.9	128.3
Total Rushes	376	461
Net Yards Passing	3923	3629
Avg. Per Game	245.2	226.8
Sacked/Yards Lost	24/190	28/180
Gross Yards	4113	3809
Att./Completions	584/353	591/369
Completion Pct.	60.4	62.4
Had Intercepted	14	11
Punts/Average	86/43.6	83/43.7
Net Punting Avg.	86/39.4	83/36.4
Penalties/Yards	104/960	99/812
Fumbles/Ball Lost	17/8	20/12
Touchdowns	34	34
Rushing	8	10
Passing	22	21
Returns	4	3

BY PERIODS	1	2	3	4	OT	PTS
Team	57	110	67	91	0	325
Opponents	64	79	74	100	0	317

SCORING	TD	RU	PA	RT	PAT	FG	S	TP
Bironas	0	0	0	0	34/34	29/32	0	121
Washington	8	1	7	0	0	0	0	48
Williams	5	0	5	0	0	0	0	30
C. Johnson	4	4	0	0	0	0	0	24
Britt	3	0	3	0	0	0	0	18
Cook	3	0	3	0	0	0	0	18
Avery	1	0	1	0	0	0	0	6
Babineaux	1	0	0	1a	0	0	0	6
Campbell	1	0	0	1d	0	0	0	6
D. Graham	1	0	1	0	0	0	0	6
Harper	1	1	0	0	0	0	0	6
L. Hawkins	1	0	1	0	0	0	0	6
Locker	1	1	0	0	0	0	0	6
Mariani	1	0	0	1c	0	0	0	6
McCourty	1	0	0	1b	0	0	0	6
Ringer	1	1	0	0	0	0	0	6
Stevens	1	0	1	0	0	0	0	6
Team	34	8	22	4	34/34	29/32	0	325
Opponents	34	10	21	3	32/32	27/28	0	317

2-Pt Conversions: Titans 0-0, Opponents 0-2

FUM/Lost: Hasselbeck 4/1, C. Johnson 3/1, Cook 2/2, Amato 1/0, Britt 1/1, Campbell 1/0, Hall 1/1, Harper 1/1, L. Hawkins 1/0, Mariani 1/0, Ringer 1/1

RUSHING	No	Yds	Avg	Lg	TD
C. Johnson	262	1047	4.0	48t	4
Ringer	59	185	3.1	25	1
Locker	8	56	7.0	17	1
Hasselbeck	20	52	2.6	21	0
Harper	17	44	2.6	12	1

PASSING	Att	Cmp	Pct	Yards	Yds/Att	TD	Int	Lg	Sk/Yds	Rating
Hasselbeck	518	319	61.6	3571	6.89	18	14	80t	19/153	82.4
Locker	66	34	51.5	542	8.21	4	0	54	5/37	99.4
Team	584	353	60.4	4113	7.04	22	14	80t	24/190	84.4
Opponents	591	369	62.4	3809	6.45	21	11	78t	28/180	85.1

Hall	6	24	4.0	12	0
Kern	1	21	21.0	21	0
Washington	2	5	2.5	3t	1
Mariani	1	4	4.0	4	0
Team	376	1438	3.8	48t	8
Opponents	461	2053	4.5	80t	10

RECEIVING	No	Yds	Avg	Lg	TD
Washington	74	1023	13.8	57	7
C. Johnson	57	418	7.3	34	0
Cook	49	759	15.5	80t	3
L. Hawkins	47	470	10.0	32	1
Williams	45	592	13.2	54	5
Ringer	28	187	6.7	18	0
Britt	17	289	17.0	80t	3
Stevens	9	166	18.4	58	1
Hall	9	46	5.1	10	0
Mariani	5	24	4.8	6	0
Harper	4	32	8.0	21	0
Avery	3	45	15.0	23	1
Q. Johnson	3	30	10.0	13	0
D. Graham	2	25	12.5	21	1
Amano	1	7	7.0	7	0
Team	353	4113	11.7	80t	22
Opponents	369	3809	10.3	78t	21

INTERCEPTIONS	No	Yds	Avg	Lg	TD
McCourty	2	52	26.0	30	0
Griffin	2	0	0.0	0	0
Babineaux	1	97	97.0	97t	1
Finnegan	1	8	8.0	8	0
Hope	1	7	7.0	7	0
Witherspoon	1	7	7.0	7	0
Ruud	1	4	4.0	4	0
Verner	1	4	4.0	4	0
McCarthy	1	0	0.0	0	0
Team	11	179	16.3	97t	1
Opponents	14	167	11.9	38t	3

PUNTING	No	Yds	Avg	Net	TB	In	Lg	B
Kern	86	3747	43.6	39.4	7	31	64	0
Team	86	3747	43.6	39.4	7	31	64	0
Opponents	83	3628	43.7	36.4	6	22	65	2

PUNT RETURNS	No	FC	Yds	Avg	Lg	TD
Mariani	46	18	490	10.7	79t	1
Campbell	1	0	0	0.0	0	0
Team	47	18	490	10.4	79t	1
Opponents	36	23	221	6.1	30	0

KICKOFF RETURNS	No	Yds	Avg	Lg	TD
Mariani	32	748	23.4	49	0
Campbell	0	84	---	84t	1
Team	32	832	26.0	100t	1
Opponents	30	680	22.7	77	0

FIELD GOALS	1-19	20-29	30-39	40-49	50+
Bironas	0/0	5/5	9/10	9/10	6/7
Team	0/0	5/5	9/10	9/10	6/7
Opponents	2/2	11/11	5/5	7/7	2/3

Bironas/Titans: (66N) (34N,25G,43G,39G,33G) (46G) (39G) (29G) (1) (51G,50G) (43G) (38G,36G,49G) (46G) (42N,31G,52G,38G) (48G,27G,44G) (43G) (53G,21G) (51G,51G,35G) (21G,43G,33G)
 OPP: (48G,21G,45G) (41G,29G) (1) (48G,51G) (19G) (32G,29G) (22G) (36G) (50N,29G) (19G,33G,24G) (43G) (27G) (25G,29G,22G) (47G,40G) (39G) (52G,37G,22G)

SACKS
 Klug 7, Ball 4, Jones 3, Casey 2.5, Morgan 2.5, Ayers 2, Witherspoon 2, Hayes 1.5, Finnegan 1, McCourty 1, S. Smith 1, Marks 0.5
 Titans 28, Opponents 24

TACKLES (Solo-Assists-Total)
 Babineaux (81-36-117), McCourty (85-22-107), Griffin (70-26-96), Finnegan (71-24-95), Ayers (66-22-88), McCarthy (61-15-76), Casey (41-33-74), Ruud (51-17-68), Witherspoon (51-11-62), Ball (29-26-55), Verner (29-21-50), Jones (24-24-48), Morgan (23-24-47), S. Smith (20-24-44), Marks (18-26-44), Hope (25-8-33), Klug (18-14-32), Hayes (14-15-29), Sheppard (7-9-16), McRath (11-3-14), Hawkins (9-2-11), A. Smith (4-0-4), Clayton (1-2-3), Shaw (2-0-2), Amato (0-0-0), Bailey (0-0-0), Campbell (0-0-0)
 Team Totals: 404-811-1,215

USUAL STARTING LINEUP

OFFENSE
 WR Nate Washington (85)
 LT Michael Roos (71)
 LG Leroy Harris (64)
 C Eugene Amano (54)
 RG Jake Scott (73)
 RT David Stewart (76)
 TE Craig Stevens (88)
 WR Damian Williams (17)
 FB Ahmard Hall (45)
 QB Matt Hasselbeck (8)
 RB Chris Johnson (28)

DEFENSE
 LE Derrick Morgan (90)/Dave Ball (98)
 LT Jurrell Casey (99)
 RT Sen'Derrick Marks (94)
 RE Jason Jones (91)
 LLB Akeem Ayers (56)
 MLB Colin McCarthy (52)/Barrett Ruud (55)
 RLB Will Witherspoon (92)
 LCB Jason McCourty (30)
 RCB Cortland Finnegan (31)
 SS Jordan Babineaux (26)
 FS Michael Griffin (33)

SPECIALISTS

K Rob Bironas (2)
 P Brett Kern (6)
 KR/PR Marc Mariani (83)

Pro Bowl

All-Pro

GM: Mike Reinfeldt; **Head Coach:** Mike Munchak
Asst. Coaches: Jerry Gray (def. coord.), Chris Palmer (off. coord.), Steve Watterson (asst. head coach/strength & cond.), Frank Bush (LB), Curtis Fuller (asst. secondary) Dowell Loggains (QB/passing game), Charles London (off. asst./qual. ct.), Alan Lowry (ST), Bruce Matthews (OL), Dave McGinnis (senior asst.), Chet Parlavocchio (ST asst.), Dave Ragone (WR), Marcus Robertson (secondary), Tracy Rocker (DL), Jim Skipper (RB), Arthur Smith (def. asst./qual. ct.), Art Valero (asst. OL), John Zernheilt (TE)

AMERICAN FOOTBALL CONFERENCE STANDINGS

AFC EAST	W	L	T	Pct
New England	13	3	0	.813
New York Jets	8	8	0	.500
Miami	6	10	0	.375
Buffalo	6	10	0	.375
AFC NORTH	W	L	T	Pct
Baltimore	12	4	0	.750
* Pittsburgh	12	4	0	.750
* Cincinnati	9	7	0	.563
Cleveland	4	12	0	.250
AFC SOUTH	W	L	T	Pct
Houston	10	6	0	.625
Tennessee	9	7	0	.563
Jacksonville	5	11	0	.313
Indianapolis	2	14	0	.125
AFC WEST	W	L	T	Pct
Denver	8	8	0	.500
San Diego	8	8	0	.500
Oakland	8	8	0	.500
Kansas City	7	9	0	.438

NATIONAL FOOTBALL CONFERENCE STANDINGS

NFC EAST	W	L	T	Pct
New York Giants	9	7	0	.563
Philadelphia	8	8	0	.500
Dallas</				

2010 SEASON (6-10 REGULAR SEASON, 0-0 PLAYOFFS) • 4TH PLACE AFC SOUTH

DATE	OPPONENT	SCORE	W/L	ATT
Sep. 12	OAKLAND	38-13	W	69,143
Sep. 19	PITTSBURGH	11-19	L	69,143
Sep. 26	at New York Giants	29-10	W	79,386
Oct. 3	DENVER	20-26	L	69,143
Oct. 10	at Dallas	34-27	W	90,616
Oct. 18	at Jacksonville	30-3	W	63,625
Oct. 24	PHILADELPHIA	37-19	W	69,143
Oct. 31	at San Diego	25-33	L	59,260
Nov. 7	BYE			
Nov. 14	at Miami	17-29	L	65,585
Nov. 21	WASHINGTON	16-19*	L	69,143
Nov. 28	at Houston	0-20	L	70,855
Dec. 5	JACKSONVILLE	6-17	L	69,143
Dec. 9	INDIANAPOLIS	28-30	L	69,143
Dec. 19	HOUSTON	31-17	W	69,143
Dec. 26	at Kansas City	14-34	L	65,606
Jan. 2	at Indianapolis	20-23	L	67,188

	TITANS	OPP
Total First Downs	252	356
Rushing	73	107
Passing	155	214
Penalty	24	35
3rd Down: Made/Att	71/204	104/242
3rd Down Pct.	34.8	43.0
4th Down: Made/Att	8/14	9/22
4th Down Pct.	57.1	40.9
Possession Avg.	25:54	34:06
Total Net Yards	4834	5883
Avg. Per Game	302.1	367.7
Total Plays	907	1139
Avg. Per Play	5.3	5.2
Net Yards Rushing	1727	1851
Avg. Per Game	107.9	115.7
Total Rushes	406	474
Net Yards Passing	3107	4032
Avg. Per Game	194.2	252.0
Sacked/Yards Lost	27/171	40/272
Gross Yards	3278	4304
Att./Completions	474/273	625/410
Completion Pct.	57.6	65.6
Had Intercepted	15	17
Punts/Average	77/42.9	61/42.9
Net Punting Avg.	77/39.1	61/34.6
Penalties/Yards	128/1040	114/1039
Fumbles/Ball Lost	22/14	25/8
Touchdowns	40	32
Rushing	13	7
Passing	24	23
Returns	3	2

BY PERIODS	1	2	3	4	OT	PTS
Team	79	92	83	102	0	356
Opponents	65	130	65	76	3	339

SCORING	TD	RU	PA	RT	PAT	FG	S	TP
Bironas	0	0	0	0	38/38	24/26	0	110
C. Johnson	12	11	1	0	0	0	0	72
Britt	9	0	9	0	0	0	0	56
Washington	6	0	6	0	0	0	0	36
Moss LG	5	0	5	0	0	0	0	30
Scaife	4	0	4	0	0	0	0	24
Mariani	2	0	0	2	0	0	0	12
Ringer	2	2	0	0	0	0	0	12
Stevens	2	0	2	0	0	0	0	12
Cook	1	0	1	0	0	0	0	6
Finnegan	1	0	0	1	0	0	0	6
Gage	1	0	1	0	0	0	0	6
Schommer	0	0	0	0	0	1	2	2
Team	40	13	24	3	38/38	24/26	2	356
Opponents	32	7	23	2	30/30	39/48	0	339

2-Pt Conversions: Britt, Titans 1-2, Opponents 0-2

FUM/Lost: Young 6/4, K. Collins 5/3, C. Johnson 3/2, Mariani 3/2, Scaife 2/1, Amano 1/0, Amato 1/1, Britt 1/1

RUSHING	No	Yds	Avg	Lg	TD
C. Johnson	316	1364	4.3	76t	11
Ringer	51	239	4.7	54	2
Young	25	125	5.0	20	0
Williams	1	5	5.0	5	0
K. Collins	10	1	0.1	4	0
Hall	1	1	1.0	1	0
Kern	1	0	0.0	0	0
Washington	1	-8	-8.0	-8	0
Team	406	1727	4.3	76t	13
Opponents	474	1851	3.9	37	7

PASSING	Att	Cmp	Pct	Yards	Yds/Att	TD	Int	Lg	Sk/Yds	Rating
K. Collins	278	160	57.6	1823	6.56	14	8	80t	13/91	82.2
Young	156	93	59.6	1255	8.04	10	3	71t	13/80	98.6
Smith	40	20	50.0	200	5.00	0	4	52	1/0	25.0
Team	474	273	57.6	3278	6.92	24	15	80t	27/171	82.6
Opponents	625	410	65.6	4304	6.89	23	17	75t	40/272	86.4

RECEIVING	No	Yds	Avg	Lg	TD
C. Johnson	44	245	5.6	25	1
Britt	42	775	18.5	80t	9
Washington	42	687	16.4	71t	6
Scaife	36	318	8.8	30	4
Cook	29	361	12.4	36	1
Moss LG	28	393	14.0	37t	5
Moss TM	6	80	13.3	26	0
Gage	20	266	13.3	30	1
Williams	16	219	13.7	39	0
Hall	15	100	6.7	19	0
Stevens	11	122	11.1	28	2
Ringer	7	44	6.3	9	0
L. Hawkins	5	61	12.2	24	0
Team	273	3278	12.0	80t	24
Opponents	410	4304	10.5	75t	23

INTERCEPTIONS	No	Yds	Avg	Lg	TD
Griffin	4	50	12.5	28	0
Verner	3	41	13.7	19	0
Finnegan	2	41	20.5	41t	1
McCourty	2	11	5.5	11	0
Witherspoon	2	11	5.5	9	0
Hope	1	32	32.0	32	0
Tulloch	1	18	18.0	18	0
Fuller	1	0	0.0	0	0
Marks	1	-6	-6.0	-6	0
Team	17	198	11.6	41t	1
Opponents	15	120	8.0	54t	1

PUNTING	No	Yds	Avg	Net	TB	In	Lg	B
Kern	77	3302	42.9	39.1	4	24	68	0
Team	77	3302	42.9	39.1	4	24	68	0
Opponents	61	2618	42.9	34.6	9	15	68	1

PUNT RETURNS	No	FC	Yds	Avg	Lg	TD
Mariani	27	17	329	12.2	87t	1
Team	27	17	329	12.2	87t	1
Opponents	35	16	214	6.1	29	0

KICKOFF RETURNS	No	Yds	Avg	Lg	TD
Mariani	60	1530	25.5	98t	1
Hall	2	21	10.5	15	0
Cook	1	3	3.0	3	0
Gage	1	2	2.0	2	0
Team	64	1556	24.3	98t	1
Opponents	56	1389	24.8	97t	1

FIELD GOALS	1-19	20-29	30-39	40-49	50+
Bironas	0/0	6/6	8/9	8/8	2/3
Team	0/0	6/6	8/9	8/8	2/3
Opponents	1/1	10/10	15/15	11/17	2/5

Bironas/Titans: (43G) (21G) (48G,22G) (35N,55G,46G) (52G, 40G) (26G,33G,36G)(41G,38G,33G) (21G) (40G) (25G, 32G,40G) () (37G,30G) () (30G) () (26G,42G,61N) **OPP:** (34G,30G,53N) (36G,34G,25G,27G) (53N,50G,44N) (36G,36G,35G,36G)(51G,44N,26G) (33G) (25G,46G,46G,28G) (34G,36G) (23G,28G,42G)(19G,51N,40G,42G,47N,48G) (35G,33G) (26G,49B,48N) (21G,28G,47G) (37G) (35G,47N,42G) (48G,44G,43G)

SACKS
Babin 12.5, Ball 7, T. Brown 3.5, Jones 3.5, Ford 3, Witherspoon 3, Hayes 1.5, McRath 1.5, Morgan 1.5, Finnegan 1, Hope 1, Tulloch 1
Titans 40, Opponents 27

TACKLES (Solo-Assists-Total)
Tulloch (121-48-169), Griffin (99-54-153), Hope (85-48-133), Verner (76-27-103), Finnegan (76-24-100), Witherspoon (65-34-99), Babin (56-37-93), Ford (38-29-67), Jones (36-25-61), McRath (45-15-60), Ball (32-27-59), Haye (30-22-52), Marks (27-23-50), Hayes (27-22-49), McCourty (36-9-45), Brown (18-17-35), Fuller (22-10-32), Douglas (14-16-30), Shaw (7-4-11), Morgan (6-4-10), Sheppard (4-5-9), Winborn (4-4-8), Gordon (2-2-4), Mouton (3-0-3), Allred (2-1-3)
Team Totals: 931-507-1,438

USUAL STARTING LINEUP

OFFENSE
WR Nate Washington (85)
LT Michael Roos (71)
LG Leroy Harris (64)
C Eugene Amano (54)
RG Jake Scott (73)
RT David Stewart (76)
TE Craig Stevens (88)/Bo Scaife (80)
WR Justin Gage (12)/Kenny Britt (18)
FB Ahmard Hall (45)
QB Vince Young (10)/Kerry Collins (5)
RB Chris Johnson (28)

DEFENSE
LE Jason Babin (93)
LT Jason Jones (91)
RT Tony Brown (97)
RE Dave Ball (98)
LLB Gerald McRath (51)
MLB Stephen Tulloch (55)
RLB Will Witherspoon (92)
LCB Alterraun Verner (20)
RCB Cortland Finnegan (31)
SS Chris Hope (24)
FS Michael Griffin (33)

SPECIALISTS
K Rob Bironas (2)
P Brett Kern (6)
PR/PR Marc Mariani (83)

Pro Bowl
All-Pro

GM: Mike Reinfeldt; **Head Coach:** Jeff Fisher
Asst. Coaches: Mike Heimerdinger (off. coord.), Chuck Cecil (def. coord.), Craig Johnson (asst. head coach/RB), Dave McGinnis (asst. head coach/LB), Steve Watterson (asst. head coach/strength & conditioning), Marty Galbraith (ST asst.), Fred Graves (WR), Tim Hauck (asst. secondary), Dowell Loggains (QB/passing game), Alan Lowry (ST), Mike Munchak (OL), Marcus Robertson (secondary), Rayna Stewart (def. asst./qual. ctl.), Jim Washburn (DL), Rachie Weissman (qual. control/off.), John Zernhelt (TE)

AMERICAN FOOTBALL CONFERENCE STANDINGS

AFC EAST	W	L	T	Pct
New England	14	2	0	.875
* New York Jets	11	5	0	.688
Miami	7	9	0	.438
Buffalo	4	12	0	.250
AFC NORTH	W	L	T	Pct
Pittsburgh	12	4	0	.750
* Baltimore	12	4	0	.750
Cleveland	5	11	0	.313
Cincinnati	4	12	0	.250
AFC SOUTH	W	L	T	Pct
Indianapolis	10	6	0	.625
Jacksonville	8	8	0	.500
Houston	6	10	0	.375
Tennessee	6	10	0	.375
AFC WEST	W	L	T	Pct
Kansas City	10	6	0	.625
San Diego	9	7	0	.563
Oakland	8	8	0	.500
Denver	4	12	0	.250

NATIONAL FOOTBALL CONFERENCE STANDINGS

NFC EAST	W	L	T	Pct
Philadelphia	10	6	0	.625
New York Giants	10	6	0	.625
Dallas	6	10	0	.375
Washington	6	10	0	.375
NFC NORTH	W	L	T	Pct
Chicago	11	5	0	.688
* Green Bay	10	6	0	.625
Detroit	6	10	0	.375
Minnesota	6	10	0	.375
NFC SOUTH	W	L	T	Pct
Atlanta	13	3	0	.813
* New Orleans	11	5	0	.688
Tampa Bay	10	6	0	.625
Carolina	2	14	0	.125
NFC WEST	W	L	T	Pct
Seattle	7	9	0	.438
St. Louis	7	9	0	.438
San Francisco	6	10	0	.375
Arizona	5	11	0	.313

* Wild Card for Playoffs

2009 SEASON (8-8 REGULAR SEASON, 0-0 PLAYOFFS) • 3RD PLACE AFC SOUTH

DATE	OPPONENT	SCORE	W/L	ATT
Sep. 10	at Pittsburgh	10-13*	L	65,110
Sep. 20	HOUSTON	31-34	L	69,143
Sep. 27	at NY Jets	17-24	L	75,863
Oct. 4	at Jacksonville	17-37	L	49,014
Oct. 11	INDIANAPOLIS	9-31	L	69,143
Oct. 18	at New England	0-59	L	68,756
Oct. 25	BYE			
Nov. 1	JACKSONVILLE	30-13	W	69,143
Nov. 8	at San Francisco	34-27	W	69,732
Nov. 15	BUFFALO	41-17	W	69,143
Nov. 23	at Houston	20-17	W	71,153
Nov. 29	ARIZONA	20-17	W	69,143
Dec. 6	at Indianapolis	17-27	L	66,321
Dec. 13	ST. LOUIS	47-7	W	69,143
Dec. 20	MIAMI	27-24*	W	69,143
Dec. 25	SAN DIEGO	17-42	L	69,143
Jan. 3	at Seattle	17-13	W	67,002

* Overtime

	TITANS	OPP
Total First Downs	288	323
Rushing	115	89
Passing	154	210
Penalty	19	24
3rd Down: Made/Att	89/214	89/218
3rd Down Pct.	41.6	40.8
4th Down: Made/Att	12/22	12/17
4th Down Pct.	54.5	70.6
Possession Avg.	28:27	31:33
Total Net Yards	5623	5850
Avg. Per Game	351.4	365.6
Total Plays	990	1038
Avg. Per Play	5.7	5.6
Net Yards Rushing	2592	1711
Avg. Per Game	162.0	106.9
Total Rushes	499	402
Net Yards Passing	3031	4139
Avg. Per Game	189.4	258.7
Sacked/Yards Lost	15/73	32/224
Gross Yards	3104	4363
Att./Completions	476/271	604/404
Completion Pct.	56.9	66.9
Had Intercepted	15	20
Punts/Average	69/43.4	76/44.3
Net Punting Avg.	69/38.7	76/39.5
Penalties/Yards	98/821	94/724
Fumbles/Ball Lost	27/16	20/7
Touchdowns	39	48
Rushing	19	16
Passing	16	31
Returns	4	1

BY PERIODS	1	2	3	4	OT	PTS
Titans	77	103	67	104	3	354
Opponents	82	169	77	71	3	402

SCORING	TD	RU	PA	RT	PAT	FG	S	TP
Bironas	0	0	0	0	37/37	27/32	0	118
Johnson	16	14	2	0	0	0	0	98
Washington	6	0	6	0	0	0	0	36
Britt	3	0	3	0	0	0	0	18
Gage	3	0	3	0	0	0	0	18
Fuller	2	0	0	2	0	0	0	12
White	2	2	0	0	0	0	0	12
Young	2	2	0	0	0	0	0	12
Collins	1	1	0	0	0	0	0	6
Crumpler	1	0	1	0	0	0	0	6
Finnegan	1	0	0	1	0	0	0	6
Hood	1	0	0	1	0	0	0	6
Scaife	1	0	1	0	0	0	0	6
Titans	39	19	16	4	37/37	27/32	0	354
Opp.	48	16	31	1	46/47	22/27	0	402

2-Pt Conversions: Johnson, Titans 1-2, Opponents 1-1

FUM/Lost: Young 8/2, Mouton 4/2, Collins 3/2, Johnson 3/3, Hall 2/2, Britt 1/1, Crumpler 1/1, Finnegan 1/0, Pearman 1/1, Scaife 1/1, Washington 1/0, White 1/1

RUSHING	No	Yds	Avg	Lg	TD
Johnson	358	2006	5.6	91t	14
Young	55	281	5.1	44	2
White	64	222	3.5	11	2
Ringer	8	48	6.0	32	0
Collins	11	15	1.4	10t	1
Washington	2	15	7.5	14	0
Hall	1	5	5.0	5	0
Team	499	2592	5.2	91t	19
Opponents	402	1711	4.3	80t	16

PASSING	Att	Cmp	Pct	Yards	Yds/Att	TD	Int	Lg	Sk/Yds	Rating
Young	259	152	58.7	1879	7.25	10	7	66t	9/36	82.8
Collins	216	119	55.1	1225	5.67	6	8	69t	6/37	65.5
Johnson	1	0	0.0	0	0.00	0	0	---	0/0	39.6
Team	476	271	56.9	3104	6.52	16	15	69t	15/73	74.8
Opponents	604	404	66.9	4363	7.22	31	20	72t	32/224	91.2

RECEIVING	No	Yds	Avg	Lg	TD
Johnson	50	503	10.1	69t	2
Washington	47	569	12.1	35	6
Scaife	45	440	9.8	27	1
Britt	42	701	16.7	57	3
Gage	28	383	13.7	49	3
Crumpler	27	222	8.2	27	1
Hall	12	79	6.6	15	0
Cook	9	74	8.2	17	0
Hawkins	7	110	15.7	32	0
White	3	14	4.7	7	0
M. Jones	1	9	9.0	9	0
Team	271	3104	11.5	69t	16
Opponents	404	4363	10.8	72t	31

INTERCEPTIONS	No	Yds	Avg	Lg	TD
Finnegan	5	194	38.8	80	1
Hood	3	91	30.3	43	1
Fuller	3	71	23.7	45t	2
Bulluck	3	45	15.0	23	0
Hope	3	24	8.0	24	0
Harper	1	4	4.0	4	0
Griffin	1	3	3.0	3	0
McRath	1	1	1.0	1	0
Team	20	433	21.7	80	4
Opponents	15	121	8.1	26	0

PUNTING	No	Yds	Avg	Net	TB	In	Lg	B
Kern LG	64	2910	45.5	38.5	10	27	67	0
Kern TM	37	1665	45.0	41.4	4	18	67	0
Hodges TM	22	868	39.5	31.8	2	1	50	0
Hentrich	9	422	46.9	44.1	0	3	60	0
Bironas	1	40	40.0	40.0	0	0	40	0
Team	69	2995	43.4	38.7	6	22	67	0
Opponents	76	3364	44.3	39.5	7	32	64	0

PUNT RETURNS	No	FC	Yds	Avg	Lg	TD
Pearman	11	8	112	10.2	18	0
Kaesviharn	9	8	34	3.8	10	0
Mouton	6	3	37	6.2	15	0
Finnegan	4	1	14	3.5	11	0
M. Jones	3	2	23	7.7	15	0
Team	33	22	220	6.7	18	0
Opponents	29	17	208	7.2	37	0

KICKOFF RETURNS	No	Yds	Avg	Lg	TD
Britt	24	523	21.8	56	0
M. Jones	13	264	20.3	27	0
Ringer	9	181	20.1	25	0
Pearman	8	174	21.8	27	0
Griffin	6	143	23.8	31	0
Crumpler	3	20	6.7	15	0
McCourty	3	72	24.0	27	0
Hall	1	12	12.0	12	0
Mouton	1	14	14.0	14	0
Stevens	1	14	14.0	14	0
Team	69	1417	20.5	56	0
Opponents	71	1714	24.1	99t	1

FIELD GOALS	1-19	20-29	30-39	40-49	50+
Bironas	0/0	8/8	4/6	10/12	5/6
Team	0/0	8/8	4/6	10/12	5/6
Opponents	0/0	9/9	8/9	4/6	1/3

Bironas/Titans: (37N,31B,45G) (40G) (38G) (29G) (49G,43G,46G) (48G,25G,45G) (21G,28G) (38G,60N,51G) (50G,49N,53G) (52G,24G) (20G) (27G,34G,36G,50G) (24G,46G) (46G) (47N,47G)
 Opponents: (32G,33G) (38G,23G) (30G) (22G,50G,55N,33G) (23G) (39N,33G) (40G,25G) (25G) (49N,26G,49N) (41G) (43G,52N,36G) (23G,28G,45G) (35G,20G)

SACKS
 Ford 5.5, T. Brown 5, Hayes 4, J. Jones 4, Vanden Bosch 3, Hope 2, Tulloch 2, Fuller 1, Griffin 1, Kearse 1, Marks 1, Thornton 1, (group) 1, Hays 0.5
Titans 32, Opponents 15

TACKLES (Solo-Assists-Total)
 Tulloch (95-37-132), Bulluck (83-35-118), Griffin (62-46-108), Hope (70-25-95), Vanden Bosch (41-45-86), W. Hayes (51-31-82), Harper (69-8-77), Finnegan (57-19-76), Brown (36-25-61), Thornton (46-14-60), J. Haye (29-26-55), Vickerson (24-25-49), Ball (19-19-38), Ford (22-16-38), McRath (25-13-38), Fuller (25-8-33), McCourty (20-10-30), Marks (9-14-23), J. Jones (15-6-21), Hood (14-4-18), Mouton (9-8-17), Allred (6-9-15), Kaesviharn (10-3-13), Kearse (5-6-11), C. Williams (5-2-7), Amato (0-0-0), Kegl (0-0-0), Nickey (0-0-0)
Team Totals: 847-454-1,301

USUAL STARTING LINEUP	
OFFENSE	
WR	Nate Washington (85)
LT	Michael Roos (71)
LG	Eugene Amaco (54)
C	Kevin Mawae (68)
RG	Jake Scott (73)
RT	David Stewart (76)
TE	Bo Scaife (80)/Alge Crumpler (83)
WR	Justin Gage (12)
FB	Ahmad Hall (45)
QB	Vince Young (10)
RB	Chris Johnson (28)
DEFENSE	
LE	William Hayes (95)
LT	Jovan Haye (75)
RT	Tony Brown (97)
RE	Kyle Vanden Bosch (93)
LLB	David Thornton (50)
MLB	Stephen Tulloch (55)
RLB	Keith Bulluck (53)
LCB	Nick Harper (20)
RCB	Cortland Finnegan (31)
SS	Chris Hope (24)
FS	Michael Griffin (33)

SPECIALISTS	
K	Rob Bironas (2)
P	Brett Kern (6)

Pro Bowl
 All-Pro
GM: Mike Reinfeldt; **Head Coach:** Jeff Fisher
Asst. Coaches: Mike Heimerdinger (off. coord.), Chuck Cecil (def. coord.), Dave McGinnis (asst. head coach/LB), Steve Watterson (asst. head coach/strength & conditioning), Earnest Byner (RB), Marty Galbraith (ST asst.), Fred Graves (WR), Tim Hauck (asst. secondary), Craig Johnson (QB), Dowell Loggains (off. qual. ctl.), Alan Lowry (ST), Mike Munchak (OL), Marcus Robertson (secondary), Rayna Stewart (def. asst./qual. ctl.), Jim Washburn (DL), Richie Wessman (off. asst.), John Zernelt (TE)

AMERICAN FOOTBALL CONFERENCE STANDINGS				
AFC EAST	W	L	T	Pct
New England	10	6	0	.625
* N.Y. Jets	9	7	0	.563
Miami	7	9	0	.438
Buffalo	6	10	0	.375
AFC NORTH	W	L	T	Pct
Cincinnati	10	6	0	.625
* Baltimore	9	7	0	.563
Pittsburgh	9	7	0	.563
Cleveland	5	11	0	.313
AFC SOUTH	W	L		

2008 SEASON (13-3 REGULAR SEASON, 0-1 PLAYOFFS) • 1ST PLACE AFC SOUTH

DATE	OPPONENT	SCORE	W/L	ATT
Sep. 7	JACKSONVILLE	17-10	W	69,143
Sep. 14	at Cincinnati	24-7	W	65,540
Sep. 21	HOUSTON	31-12	W	69,143
Sep. 28	MINNESOTA	30-17	W	69,143
Oct. 5	at Baltimore	13-10	W	71,131
Oct. 12	BYE			
Oct. 19	at Kansas City	34-10	W	74,200
Oct. 27	INDIANAPOLIS	31-21	W	69,143
Nov. 2	GREEN BAY	19-16*	W	69,143
Nov. 9	at Chicago	21-14	W	62,124
Nov. 16	at Jacksonville	24-14	W	65,258
Nov. 23	NY JETS	13-34	L	69,143
Nov. 27	at Detroit	47-10	W	60,112
Dec. 7	CLEVELAND	28-9	W	69,143
Dec. 14	at Houston	12-13	L	70,831
Dec. 21	PITTSBURGH	31-14	W	69,143
Dec. 28	at Indianapolis	0-23	L	66,721
Jan. 10	BALTIMORE	10-13	L	69,143

* Overtime

	TITANS	OPP
Total First Downs	268	276
Rushing	108	81
Passing	143	166
Penalty	17	29
3rd Down: Made/Att	78/216	79/226
3rd Down Pct.	36.1	35.0
4th Down: Made/Att	5/11	8/18
4th Down Pct.	45.5	44.4
Possession Avg.	29:09	30:51
Total Net Yards	5018	4698
Avg. Per Game	313.6	293.6
Total Plays	973	1022
Avg. Per Play	5.2	4.6
Net Yards Rushing	2199	1502
Avg. Per Game	137.4	93.9
Total Rushes	508	403
Avg. Per Play	4.3	3.7
Net Yards Passing	2819	3196
Avg. Per Game	176.2	199.8
Sacked/Yards Lost	12/83	44/262
Gross Yards	2902	3458
Att./Comp.	453/265	575/342
Completion Pct.	58.5	59.5
Had Intercepted	9	20
Punts/Average	87/42.8	87/42.3
Net Punting Avg.	36.5	36.2
Penalties/Yards	108/855	93/750
Fumbles/Ball Lost	18/8	28/11
Touchdowns	41	25
Rushing	24	12
Passing	13	12
Returns	4	1

BY PERIODS	1	2	3	4	OT	PTS
Titans	63	119	67	123	3	375
Opponents	49	87	34	64	0	234

SCORING	TD	RU	PA	RT	PAT	FG	S	TP
Bironas	0	0	0	0	40/40	29/33	0	127
White	15	15	0	0	0/0	0/0	0	90
Johnson	10	9	1	0	0/0	0/0	0	60
Gage	6	0	6	0	0/0	0/0	0	36
Hall	2	0	2	0	0/0	0/0	0	14
Scaife	2	0	2	0	0/0	0/0	0	12
Griffin	1	0	2	1	0/0	0/0	0	6
Ball	1	0	0	1	0/0	0/0	0	6
Jones	1	0	1	0	0/0	0/0	0	6
Finnegan	1	0	0	1	0/0	0/0	0	6
Bulluck	1	0	0	1	0/0	0/0	0	6
Crumpler	1	0	1	0	0/0	0/0	0	6
Titans	41	24	13	4	40/40	29/33	0	375
Opponents	25	12	12	1	24/24	20/30	0	234

2-point conversions: Hall, Titans 1-1, Opponents 0-1

FUM/LOST: Collins 5/1, Carr 2/0, McCareins 2/2, Young 2/0, Crumpler 1/0, Hall 1/1, Henrich 1/1, C. Johnson 1/1, Mawae 1/1, Scaife 1/0, White 1/1

RUSHING	No	Yds	Avg	Lg	TD
Johnson	251	1228	4.9	66t	9
White	200	773	3.9	80t	15
Ganther	9	61	6.8	22	0
Collins	25	49	2.0	17	0
Jones	2	35	17.5	28	0
Young	8	27	3.4	8	0
Hall	8	21	2.6	6	0
McCareins	2	8	4.0	4	0

PASSING	Att	Cmp	Pct	Yards	Yds/Att	TD	Int	Lg	Sk/Yds	Rating
K.Collins	415	242	58.3	2676	6.4	12	7	56t	8/60	80.2
V.Young	36	22	61.1	219	6.1	1	2	54	3/13	64.5
C.Simms	2	1	50.0	7	3.5	0	0	7	1/10	78.8
Titans	453	265	58.5	2902	6.4	13	9	56t	12/83	78.8
Opponents	575	342	59.5	3458	6.0	12	20	65	44/262	69.2

Henry	1	3	3.0	3	0
Henrich	2	-6	-3.0	0	0
Titans	508	2199	4.3	80t	24
Opponents	403	1502	3.7	61t	12

RECEIVING	No	Yds	Avg	Lg	TD
Scaife	58	561	9.7	44	2
Johnson	43	260	6.0	25	1
Jones	41	449	11.0	40	1
Gage	34	651	19.1	56t	6
McCareins	30	412	13.7	37	0
Crumpler	24	257	10.7	28	1
Hall	13	138	10.6	54	2
Hawkins	7	68	9.7	19	0
Ganther	6	43	7.2	15	0
White	5	16	3.2	7	0
Davis	2	31	15.5	21	0
Stevens	1	9	9.0	9	0
Williams	1	7	7.0	7	0
Titans	265	2902	11.0	56t	13
Opponents	342	3458	10.1	65	12

INTERCEPTIONS	No	Yds	Avg	Lg	TD
Griffin	7	172	24.6	83t	1
Finnegan	5	100	20.0	99t	1
Hope	4	53	13.3	39	0
Harper	2	11	5.5	15.0	0
Ball	1	15	15.0	15t	1
Carr	1	0	0.0	0	0
Titans	20	351	17.6	99t	3
Opponents	9	88	9.8	33	0

PUNTING	No	Yds	Avg	Net	TB	In	Lg	B
Henrich	87	3725	42.8	36.5	13	27	75	0
Titans	87	3725	42.8	36.5	13	27	75	0
Opponents	87	3676	42.3	36.2	10	28	66	1

PUNT RETURNS	No	FC	Yds	Avg	Lg	TD
Carr	32	20	323	10.1	44	0
Davis	2	1	6	3.0	9	0
Titans	34	21	329	9.7	44	0
Opponents	32	20	290	9.1	34	0

KICKOFF RETURNS	No	Yds	Avg	Lg	TD
Carr	35	984	28.1	52	0
Hawkins	7	130	18.6	23	0
Davis	4	119	29.8	33	0
Griffin	2	32	16.0	28	0
Hall	2	21	10.5	13	0
Johnson	1	17	17.0	17	0
Stevens	1	16	16.0	16	0
Titans	52	1319	25.4	52	0
Opponents	61	1524	25.0	59	0

FIELD GOALS	1-19	20-29	30-39	40-49	50+
Bironas	0-0	6-6	7-7	15-19	1-1
Titans	0-0	6-6	7-7	15-19	1-1
Opponents	0-0	9-10	6-10	4-8	1-2

Bironas/Titans: (47G) (34G) (44G) (20G, 32G, 49G) (35G, 26G) (49G, 46G) (34G, 44G, 43N, 48G) (31G, 25G, 22G, 47N, 41G) (49N) (32G) (43G, 49G) (49G, 41G, 45G, 43G) () (26G, 23G, 51G, 34G) (42G) (48N)

Opponents: (37N,27G) (37N) (44G, 24G) (42G, 48N) (38G, 45N) (39N, 50N, 26G) () (23G, 25G, 38G) (48B) () (20G, 30G) (53G) (47G, 41G, 44N, 39G) (32G, 26N, 24G) (33N) (28G, 21G, 38G)

SACKS
Haynesworth 8.5, Ford 7, J. Jones 5, Ball 4.5, Vanden Bosch 4.5, Brown 4, Kearsse 3.5, Vickerson 1.5, Finnegan 1, Griffin 1, Hayes 1, Hope 1, Tulloch 1, Bulluck 0.5
Titans 44, Opponents 12

TACKLES (Solo-Assists-Total)
Bulluck (83-37-120), Tulloch (62-36-98), Hope (71-22-93), Thornton (63-30-93), Griffin (49-32-81), Harper (70-10-80), Finnegan (61-18-79), Haynesworth (45-30-75), Brown (41-32-73), Ball (22-29-51), Jones (28-21-49), Kearsse (35-13-48), Vanden Bosch (16-30-46), Ford (27-18-45), Fuller (35-8-43), Carr (24-9-33), Fowler (14-13-27), Vickerson (10-13-23), Hayes (13-8-21), King (9-1-10), Allred (7-1-8), Nickey (3-3-6), Keglra (3-2-5), Stamer (1-1-2), Amato (0-0-0), Gordon (0-0-0), Hill (0-0-0), Williams (0-0-0)
Team Totals: 792-417-1209

USUAL STARTING LINEUP

OFFENSE

WR Justin McCareins (19)
LT Michael Roos (71)
LG Eugene Amano (54)
C Kevin Mawae (68)
RG Jake Scott (73)
RT David Stewart (76)
TE Alge Crumpler (83)
WR Justin Gage (12)
FB Ahmard Hall (45)
QB Kerry Collins (5)
RB Chris Johnson (28)

DEFENSE

LE Jevon Kearse (90)
LT Tony Brown (97)
RT Albert Haynesworth (92)
RE Kyle Vanden Bosch (93)
LLB David Thornton (50)
MLB Stephen Tulloch (55)
RLB Keith Bulluck (53)
LCB Nick Harper (20)
RCB Cortland Finnegan (31)
SS Chris Hope (24)
FS Michael Griffin (33)

SPECIALISTS

K Rob Bironas (2)
P Craig Henrich (15)

Pro Bowl

All-Pro

GM: Mike Reinfeldt; **Head Coach:** Jeff Fisher
Asst. Coaches: Mike Heimerdinger (off. coord.), Jim Schwartz (def. coord.), Dave McGinnis (asst. head coach/LB), Bart Andrus (off. asst.), Matt Burke (def. asst./qual. ct.), Earnest Byner (RB), Chuck Cecil (DB), Marty Galbraith (ST asst.), Fred Graves (WR), Craig Johnson (QB), Dowell Loggains (off. qual. ct.), Alan Lowry (ST), Mike Munchak (OL), Marcus Robertson (asst. secondary), Jim Washburn (DL), Steve Watterson (asst. head coach/strength & conditioning), John Zernhelt (TE)

AMERICAN FOOTBALL CONFERENCE STANDINGS

AFC EAST	W	L	T	Pct
Miami	11	5	0	.688
New England	11	5	0	.688
N.Y. Jets	9	7	0	.563
Buffalo	7	9	0	.438
AFC NORTH	W	L	T	Pct
Pittsburgh	12	4	0	.750
* Baltimore	11	5	0	.688
Cincinnati	4	11	0	.281
Cleveland	4	12	0	.250
AFC SOUTH	W	L	T	Pct
Tennessee	13	3	0	.813
* Indianapolis	12	4	0	.750
Houston	8	8	0	.500
Jacksonville	5	11	0	.313
AFC WEST	W	L	T	Pct
San Diego	8	8	0	.500
Denver	8	8	0	.500
Oakland	5	11	0	.313
Kansas City	2	14	0	.125

NATIONAL FOOTBALL CONFERENCE STANDINGS

NFC EAST	W	L	T	Pct
N.Y. Giants	12	4	0	.750

2007 SEASON (10-6 REGULAR SEASON, 0-1 PLAYOFFS) • 3RD PLACE AFC SOUTH

DATE	OPPONENT	SCORE	W/L	ATT
Sep. 9	at Jacksonville	13-10	W	65,437
Sep. 16	INDIANAPOLIS	20-22	L	69,143
Sep. 24	at New Orleans	31-14	W	70,002
Sep. 30	BYE			
Oct. 7	ATLANTA	20-13	W	69,143
Oct. 14	at Tampa Bay	10-13	L	65,347
Oct. 21	at Houston	38-36	W	70,734
Oct. 28	OAKLAND	13-9	W	69,143
Nov. 4	CAROLINA	20-7	W	69,143
Nov. 11	JACKSONVILLE	13-28	L	69,143
Nov. 19	at Denver	20-34	L	76,590
Nov. 25	at Cincinnati	6-35	L	65,489
Dec. 2	HOUSTON	28-20	W	69,143
Dec. 9	SAN DIEGO	17-23*	L	69,143
Dec. 16	at Kansas City	26-17	W	74,976
Dec. 23	N.Y. JETS	10-6	W	69,143
Dec. 30	at Indianapolis	16-10	W	57,202
Jan. 6	at San Diego	6-17	L	65,640

* Overtime

	TITANS	OPP
Total First Downs	306	268
Rushing	118	80
Passing	171	165
Penalty	17	23
3rd Down: Made/Att	89/217	97/230
3rd Down Pct.	41.0	42.2
4th Down: Made/Att	2/11	8/16
4th Down Pct.	18.2	50.0
Possession Avg.	31:38	28:22
Total Net Yards	4987	4665
Avg. Per Game	311.7	291.6
Total Plays	1037	978
Avg. Per Play	4.8	4.8
Net Yards Rushing	2109	1478
Avg. Per Game	131.8	92.4
Total Rushes	543	369
Avg. Per Play	3.9	4.0
Net Yards Passing	2878	3187
Avg. Per Game	179.9	199.2
Sacked/Yards Lost	30/199	40/241
Gross Yards	3077	3428
Att./Comp.	464/288	569/349
Completion Pct.	62.1	61.3
Had Intercepted	17	22
Punts/Average	73/41.9	81/44.6
Net Punting Avg.	36.5	37.6
Penalties/Yards	101/773	90/745
Fumbles/Ball Lost	32/17	26/12
Touchdowns	28	35
Rushing	17	11
Passing	9	21
Returns	2	3

BY PERIODS	1	2	3	4	OT	PTS
Titans	59	64	98	80	0	301
Opponents	65	78	64	84	6	297

SCORING	TD	RU	PA	RT	PAT	FG	S	TP
Bironas	0	0	0	0	28/28	35/39	0	133
White	7	7	0	0	0/0	0/0	0	42
C.Brown	5	5	0	0	0/0	0/0	0	30
R.Williams	4	0	4	0	0/0	0/0	0	24
Young	3	3	0	0	0/0	0/0	0	18
Henry	2	2	0	0	0/0	0/0	0	12
Jones	2	0	2	0	0/0	0/0	0	12
Fuller	2	0	0	2	0/0	0/0	0	12
Gage	2	0	2	0	0/0	0/0	0	12
Scaife	1	0	1	0	0/0	0/0	0	6
Titans	28	17	9	2	28/28	35/39	0	301
Opponents	35	11	21	3	31/33	18/25	0	297

2-Pt Conversions: Titans 0-0, Opponents 1-1

FUM/LOST: Young 10/3, Davis 6/3, White 5/5, Mawae 2/1, Scaife 2/2, Bell 1/1, C. Brown 1/1, Bulluck 1/0, Collins 1/1, Gage 1/0, Griffin 1/0, B. Jones 1/0, M. Williams (LG) 1/1

RUSHING	No	Yds	Avg	Lg	TD
White	303	1110	3.7	28	7
C.Brown	102	462	4.5	42	5
Young	93	395	4.2	21	3
Henry	31	119	3.8	24	2
Jones	2	37	18.5	19	0
Davis	2	19	9.5	14	0
Hall	1	8	8.0	8	0
Barclay	1	3	3.0	3	0
Troupe	1	-1	-1.0	-1	0
Collins	3	-3	-1.0	-1	0

PASSING	Att	Cmp	Pct	Yards	Yds/Att	TD	Int	Lg	Sk/Yds	Rating
Young	382	238	62.3	2546	6.7	9	17	73	25/157	71.1
Collins	82	50	61.0	531	6.5	0	0	46	5/42	79.9
Titans	464	268	62.1	3077	6.6	9	17	73	30/199	72.6
Opponents	569	349	61.3	3428	6.0	21	22	69t	40/241	74.5

Hentrich	1	-8	-8.0	-8	0
Bell	1	-15	-15.0	-15	0
R.Williams	2	-17	-8.5	-6	0
Titans	543	2109	3.9	42	17
Opponents	369	1478	4.0	62t	11

RECEIVING	No	Yds	Avg	Lg	TD
Gage	55	750	13.6	73	2
R.Williams	55	719	13.1	48	4
Scaife	46	421	9.2	26	1
Moulds	32	342	10.7	46	0
Jones	21	248	11.8	35t	2
White	20	114	5.7	15	0
C.Brown	19	128	6.7	16	0
Hartstock	12	138	11.5	27	0
Hall	9	60	6.7	11	0
Henry	6	53	8.8	18	0
Troupe	5	47	9.4	13	0
Davis	5	38	7.6	13	0
Barclay	2	13	6.5	7	0
Ealy	1	6	6.0	6	0
Titans	288	3077	10.7	73	9
Opponents	349	3428	9.8	69t	21

INTERCEPTIONS	No	Yds	Avg	Lg	TD
Bulluck	5	63	12.6	35	0
Harper	3	62	20.7	32	0
Griffin	3	3	1.0	3	0
Fuller	2	137	68.5	76t	2
Hope	2	45	22.5	45	0
Lowry	2	18	9.0	17	0
Thornton	2	16	8.0	11	0
Finnegan	1	14	14.0	14	0
Hill	1	0	0.0	0	0
LaBoy	1	0	0.0	0	0
Titans	22	358	16.3	76t	2
Opponents	17	116	6.8	23	0

PUNTING	No	Yds	Avg	Net	TB	In	Lg	B
Hentrich	70	2939	42.0	36.5	6	24	66	0
Miller	3	121	40.3	37.0	0	1	52	0
Titans	73	3060	41.9	36.5	6	25	66	0
Opponents	81	3615	44.6	37.6	10	23	70	0

PUNT RETURNS	No	FC	Yds	Avg	Lg	TD
Davis	31	12	293	9.5	39	0
Jones	6	0	29	4.8	13	0
Barclay	3	1	34	11.3	19	0
Finnegan	2	3	11	5.5	9	0
Titans	42	16	367	8.7	39	0
Opponents	31	16	274	8.8	80t	1

KICKOFF RETURNS	No	Yds	Avg	Lg	TD
Griffin	18	422	23.4	48	0
Barclay	14	304	21.7	37	0
Henry	13	272	20.9	46	0
Davis	2	37	18.5	19	0
Troupe	2	21	10.5	12	0
Lowry	1	15	15.0	15	0
Hartsock	1	14	14.0	14	0
Cramer	1	13	13.0	13	0
Titans	52	1098	21.1	48	0
Opponents	58	1404	24.2	76	0

FIELD GOALS	1-19	20-29	30-39	40-49	50+
Bironas	0-0	10-12	12-12	9-10	4-5
Titans	0-0	10-12	12-12	9-10	4-5
Opponents	0-0	7-8	5-6	3-5	3-6

Bironas/Titans: (20G, 31G), (30G, 36G), (33G, 27N), (30G, 40G, 47N), (48G), (52G, 25G, 21G, 30G, 28G, 43G, 29G, 29G), (35G, 23G), (47G, 53G), (36G, 49G), (56G, 37G), (28G, 23G), (53N), (44G, 29N), (37G, 37G, 40G, 25G), (46G) (40G, 54G, 33G)
 Opponents: (22G), (22G, 39G, 20G, 36N), (1), (32G, 53N, 28G, 48N, 50N), (23G, 43G), (1), (50G, 43G, 54G), (40N), (1), (21G, 39G), (26N), (45G, 50G), (20G), (36G), (51N), (37G)

SACKS
Vanden Bosch 12.0, Odom 8.0, Haynesworth 6.0, LaBoy 6.0, T.Brown 4.0, Finnegan 1.0, Fuller 1.0, Nickey 1.0, Thornton 1.0
Titans 40.0, Opponents 30.0

TACKLES (Solo-Assists-Total)
 Thornton (97-43-140), Vanden Bosch (65-50-115), Bulluck (75-34-109), Finnegan (84-25-109), T.Brown (46-37-83), Harper (75-5-80), Fowler (42-31-73), Haynesworth (41-28-69), Hope (39-21-60), Lowry (41-20-61), Griffin (34-15-49), Odom (24-20-44), Starks (21-18-39), Tulloch (28-8-36), Fuller (27-8-35), LaBoy (15-5-20), Hill (13-1-14), Fisher (5-4-9), Veal (4-4-8), King (5-2-7), Conover (2-2-4), Herndon (3-0-3), Vickerson (2-1-3),

Gardner (1-0-1), Nickey (1-0-1), Simon (0-1-1), Amato (0-0-0), Mahelona (0-0-0), Woods (0-0-0)
Team Totals: 790-383-1173

USUAL STARTING LINEUP

OFFENSE

WR	Roydell Williams (86)
LT	Michael Roos (71)
LG	Jacob Bell (60)
C	Kevin Mawae (68)
RG	Benji Olson (75)
RT	David Stewart (76)
TE	Bo Scaife (80)
WR	Justin Gage (12)
TE	Ben Hartsock (88)
QB	Vince Young (10)
RB	LenDale White (25)

DEFENSE

LE	Antwan Odom (98)
LT	Tony Brown (97)
RT	Albert Haynesworth (92)
RE	Kyle Vanden Bosch (93)
LLB	David Thornton (50)
MLB	Ryan Fowler (52)
RLB	Keith Bulluck (53)
LCB	Nick Harper (20)
RCB	Cortland Finnegan (31)
SS	Chris Hope (24)
FS	Michael Griffin (33)

SPECIALISTS

K	Rob Bironas (2)
P	Craig Hentrich (15)

Pro Bowl

All-Pro

GM: Mike Reinfeldt; Head Coach: Jeff Fisher
 Asst. Coaches: Norm Chow (off. coord.), Jim Schwartz (def. coord.), Dave McGinnis (Asst. head coach/LB), Sherman Smith (Asst. head coach/RB), Matt Burke (def. asst.), Chuck Cecil (DB), Marty Galbraith (ST asst.), Fred Graves (WR), Craig Johnson (QB), Alan Lowry (ST), Mike Munchak (OL), Marcus Robertson (Asst. Secondary), Jim Washburn (DL), Steve Watterson (strength & rehab.), John Zernhelt (TE)

AMERICAN FOOTBALL CONFERENCE STANDINGS

AFC EAST	W	L	T	Pct
New England	16	0	0	1.000
Buffalo	7	9	0	.438
N.Y. Jets	4	12	0	.259
Miami	1	15	0	

2006 SEASON (8-8 REGULAR SEASON, 0-0 PLAYOFFS) • 2ND PLACE AFC SOUTH

DATE	OPPONENT	SCORE	W/L	ATT
Sep. 10	N.Y. JETS	16-23	L	69,143
Sep. 17	at San Diego	7-40	L	64,344
Sep. 24	at Miami	10-13	L	72,733
Oct. 1	DALLAS	14-45	L	69,143
Oct. 8	at Indianapolis	13-14	L	57,021
Oct. 15	at Washington	25-22	W	88,550
Oct. 22	BYE			
Oct. 29	HOUSTON	28-22	W	69,143
Nov. 5	at Jacksonville	7-37	L	66,524
Nov. 12	BALTIMORE	26-27	L	69,143
Nov. 19	at Philadelphia	31-13	W	69,232
Nov. 26	N.Y. GIANTS	24-21	W	69,143
Dec. 3	INDIANAPOLIS	20-17	W	69,143
Dec. 10	at Houston	26-20*	W	70,760
Dec. 17	JACKSONVILLE	24-17	W	69,143
Dec. 24	at Buffalo	30-29	W	54,765
Dec. 31	NEW ENGLAND	23-40	L	69,143

	TITANS	OPP
Total First Downs	261	329
Rushing	105	121
Passing	133	181
Penalty	23	27
3rd Down: Made/Att	67/205	90/221
3rd Down Pct.	32.7	40.7
4th Down: Made/Att	7/17	10/17
4th Down Pct.	41.2	58.8
Possession Avg.	27:17	32:43
Total Net Yards	4810	5915
Avg. Per Game	300.6	369.7
Total Plays	945	1062
Avg. Per Play	5.1	5.6
Net Yards Rushing	2214	2313
Avg. Per Game	138.4	144.6
Total Rushes	469	506
Avg. Per Play	4.7	4.6
Net Yards Passing	2596	3602
Avg. Per Game	162.3	225.1
Sacked/Yards Lost	29/152	26/148
Gross Yards	2748	3750
Att./Comp.	447/226	530/335
Completion Pct.	50.6	63.2
Had Intercepted	19	17
Punts/Average	88/42.7	68/42.5
Net Punting Avg.	37.3	34.4
Penalties/Yards	94/803	102/906
Fumbles/Ball Lost	29/7	19/11
Touchdowns	36	46
Rushing	15	20
Passing	13	24
Returns	8	2

BY PERIODS	1	2	3	4	OT	PTS
Titans	52	87	81	98	6	324
Opponents	84	116	85	115	0	400

SCORING	TD	RU	PA	RT	PAT	FG	S	TP
Bironas	0	0	0	0	32/32	22/28	0	98
Henry	7	7	0	0	0/0	0/0	0	44
Young	7	7	0	0	0/0	0/0	0	44
A.Jones	4	0	0	4	0/0	0/0	0	24
B.Jones	4	0	4	0	0/0	0/0	0	24
Bennett	3	0	3	0	0/0	0/0	0	20
Scaife	3	1	2	0	0/0	0/0	0	18
Troupe	2	0	2	0	0/0	0/0	0	12
Wade	2	0	2	0	0/0	0/0	0	12
T.Brown	1	0	0	1	0/0	0/0	0	6
Bulluck	1	0	0	1	0/0	0/0	0	6
Hope	1	0	0	1	0/0	0/0	0	6
Finnegan	1	0	0	1	0/0	0/0	0	6
Titans	36	15	13	8	32/32	22/28	2	324
Opponents	46	20	24	2	41/44	27/33	0	400

2-Pt Conversions: Bennett, Henry, Young,
Titans 3-3, Opponents 1-2

RUSHING	No	Yds	Avg	Lg	TD
Henry	270	1211	4.5	70t	7
Young	83	552	6.7	39t	7
White	61	244	4.0	26	0
C.Brown	41	156	3.8	21	0
Hall	7	21	3.0	11	0
Scaife	1	13	13.0	13t	1
A.Jones	2	8	4.0	7	0
Roby	1	3	3.0	3	0
B.Jones	1	3	3.0	3	0

PASSING	Att	Cmp	Pct	Yards	Yds/Att	TD	Int	Lg	Sk/Yds	Rating
Young	357	184	51.5	2199	6.2	12	13	53	25/129	66.7
Collins	90	42	46.7	549	6.1	1	6	36	4/23	42.3
Titans	447	226	50.6	2748	6.1	13	19	53	29/152	61.8
Opponents	530	335	63.2	3750	7.1	24	17	68t	26/148	86.0

Givens	1	3	3.0	3	0
Nickey	1	0	0.0	0	0
Titans	469	2214	4.7	70t	15
Opponents	506	2313	4.6	73	20

RECEIVING	No	Yds	Avg	Lg	TD
Bennett	46	737	16.0	39	3
Wade	33	461	14.0	25	2
Scaife	29	370	12.8	34	2
B.Jones	27	384	14.2	53	4
Henry	18	78	4.3	12	0
Hall	15	138	9.2	28	0
White	14	60	4.3	13	0
Troupe	13	150	11.5	32	2
R.Williams	8	121	15.1	20	0
Givens	8	104	13.0	27	0
Hartsock	6	68	11.3	23	0
A.Jones	2	31	15.5	17	0
Roby	2	28	14.0	21	0
Cramer	2	8	4.0	6	0
C.Brown	2	4	2.0	4	0
Wallace	1	6	6.0	6	0
Titans	226	2748	12.2	53	13
Opponents	335	3750	11.2	68t	24

INTERCEPTIONS	No	Yds	Avg	Lg	TD
Hope	5	105	21.0	61t	1
A.Jones	4	130	32.5	83t	1
Thompson	3	14	4.7	11	0
Hill	2	20	10.0	11	0
Simron	1	13	13.0	13	0
Bulluck	1	0	0.0	0	0
Tulloch	1	0	0.0	0	0
Titans	17	282	16.6	83t	2
Opponents	19	250	13.2	55t	2

PUNTING	No	Yds	Avg	Net	TB	In	Lg	B
Henrich	88	3760	42.7	37.3	10	32	73	0
Titans	88	3760	42.7	37.3	10	32	73	0
Opponents	68	2888	42.5	34.4	4	18	61	1

PUNT RETURNS	No	FC	Yds	Avg	Lg	TD
A.Jones	34	3	440	12.9	90t	3
Wade	3	3	27	9.0	18	0
Titans	37	6	467	12.6	90t	3
Opponents	33	24	278	8.4	39	0

KICKOFF RETURNS	No	Yds	Avg	Lg	TD
Wade	50	1194	23.9	48	0
A.Jones	20	521	26.1	70	0
Scaife	4	64	16.0	18	0
Cramer	3	37	12.3	21	0
White	1	14	14.0	14	0
Hartsock	1	5	5.0	5	0
Titans	79	1835	23.2	70	0
Opponents	58	1263	21.8	52	0

FIELD GOALS	1-19	20-29	30-39	40-49	50+
Bironas	0-0	10-11	7-7	4-8	1-2
Titans	0-0	10-11	7-7	4-8	1-2
Opponents	1-1	10-11	6-10	10-10	0-1

Bironas/Titans: () () (51N, 22G) (33G, 39G) (22G, 47G) (32G, 26G, 30G) () () (21G, 41N, 43B) (36G) (48N, 49G) (25G, 60G) (41G, 33G) (44N, 27G) (42G, 20G, 30G) (25G, 23N, 27G, 27G)
Opponents: (18G, 34N, 30N) (28G, 31G, 35G, 44G) (40G, 30N, 39G) (26N, 43G) () () (27G) (47G, 21G, 39G) (27G, 40G) (42G, 38G) () (53N, 20G) (49G, 46G) (43G) (21G, 36G, 45G, 21G, 24G) (28G, 26G, 33N)

SACKS
Vanden Bosch 6.5, LaBoy 3.5, Starks 3.0, Bulluck 2.5, Haynesworth 2.0, Finnegan 2.0, T.Brown 1.5, Mahelona 1.0, A.Jones 1.0, Bockwoldt 1.0, Odom 0.5, Smith 0.5, Simron 0.5, Tulloch 0.5
Titans 26.0, Opponents 29.0

TACKLES (Solo-Assists-Total)
Bulluck (107-54-161), Hope (99-29-128), Thornton (93-29-122), Vanden Bosch (67-51-118), Simron (67-38-105), Thompson (58-19-77), Smith (43-33-76), P.Jones (54-13-67), Hill (41-18-59), Haynesworth (34-25-59), Finnegan (47-10-57), LaBoy (31-26-57), Starks (36-20-56), T. Brown (33-18-51), Tulloch (23-14-37), Conover (12-9-21), Mahelona (12-9-21), Fuller (11-4-15), Odom (9-6-15), Bockwoldt (4-3-7), Scott (2-3-5), Woolfolk (4-0-4), Savage (2-2-4), Amato (2-1-3), Reynolds (2-0-2), Lowry (0-1-1)
Team Totals: 893-435-1328

USUAL STARTING LINEUP

OFFENSE
WR Brandon Jones (81)
LT Michael Roos (71)
LG Jacob Bell (60)
C Kevin Mawae (68)
RG Benji Olson (75)
RT David Stewart (76)
TE Bo Scaife (80)
WR Drew Bennett (83)
FB Ahmad Hall (45)
QB Vince Young (10)
RB Travis Henry (20)

DEFENSE
LE Kyle Vanden Bosch (93)
LT Robaire Smith (98)
RT Albert Haynesworth (92)
RE Travis LaBoy (91)
LLB David Thornton (50)
MLB Peter Simron (59)
RLB Keith Bulluck (53)
LCB Reynaldo Hill (21)
RCB Pacman Jones (32)
SS Chris Hope (24)
FS Lamont Thompson (28)

SPECIALISTS
K Rob Bironas (2)
P Craig Henrich (15)

Pro Bowl
All-Pro

GM: Floyd Reese; **Head Coach:** Jeff Fisher
Asst. Coaches: Norm Chow (off. coord.), Jim Schwartz (def. coord.), Dave McGinnis (Asst. head coach/LB), Sherman Smith (Asst. head coach/RB), Matt Burke (def. asst.), Chuck Cecil (S/nickel), Marty Galbraith (ST asst.), Craig Johnson (QB), Alan Lowry (ST), Mike Munchak (OL), Ray Sherman (WR), Jim Washburn (DL), Steve Watterson (strength & rehab.), Everett Withers (DB), John Zernhelt (TE)

AMERICAN FOOTBALL CONFERENCE STANDINGS

AFC EAST	W	L	T	Pct
New England	12	4	0	.750
* N.Y. Jets	10	6	0	.625
Buffalo	7	9	0	.438
Miami	6	10	0	.375
AFC NORTH	W	L	T	Pct
Baltimore	13	3	0	.812
Cincinnati	8	8	0	.500
Pittsburgh	8	8	0	.500
Cleveland	4	12	0	.250
AFC SOUTH	W	L	T	Pct
Indianapolis	12	4	0	.750
Tennessee	8	8	0	.500
Jacksonville	8	8	0	.500
Houston	6	10	0	.375
AFC WEST	W	L	T	Pct
San Diego	14	2	0	.875
* Kansas City	9	7	0	.562
Denver	9	7	0	.562
Oakland	2	14	0	.125

NATIONAL FOOTBALL CONFERENCE STANDINGS

NFC EAST	W	L	T	Pct
Philadelphia	10	6	0	.625
* Dallas	9	7	0	.562
* N.Y. Giants	8	8	0	.500
Washington	5	11	0	.312
NFC NORTH	W	L	T	Pct
Chicago	13	3	0	.812
Green Bay	8	8	0	.500
Minnesota	6	10	0	.375
Detroit	3	13	0	.188
NFC SOUTH	W	L	T	Pct
New Orleans	10	6	0	.625
Carolina	8	8	0	.500
Atlanta	7	9	0	.438
Tampa Bay	4	12	0	.250
NFC WEST	W	L	T	Pct
Seattle	9	7	0	.562
St. Louis	8	8	0	.500
San Francisco	7	9	0	.438
Arizona	5	11	0	.312

* Wild Card for Playoffs

2005 SEASON (4-12 REGULAR SEASON, 0-0 PLAYOFFS) • 3RD PLACE AFC SOUTH

DATE	OPPONENT	SCORE	W/L	ATT
Sep. 11	at Pittsburgh	7-34	L	62,931
Sep. 18	BALTIMORE	25-10	W	69,149
Sep. 25	at St. Louis	27-31	L	65,835
Oct. 2	INDIANAPOLIS	10-31	L	69,149
Oct. 9	at Houston	34-20	W	70,430
Oct. 16	CINCINNATI	23-31	L	69,149
Oct. 23	at Arizona	10-20	L	39,482
Oct. 30	OAKLAND	25-34	L	69,149
Nov. 6	at Cleveland	14-20	L	72,594
Nov. 13	BYE			
Nov. 20	JACKSONVILLE	28-31	L	69,149
Nov. 27	SAN FRANCISCO	33-22	W	69,149
Dec. 4	at Indianapolis	3-35	L	57,228
Dec. 11	HOUSTON	13-10	W	69,149
Dec. 18	SEATTLE	24-28	L	69,149
Dec. 24	at Miami	10-24	L	72,001
Jan. 1	at Jacksonville	13-40	L	65,485

* Overtime

	TITANS	OPP
Total First Downs	279	294
Rushing	72	89
Passing	191	180
Penalty	16	25
3rd Down: Made/Att	75/218	71/200
3rd Down Pct.	34.4	35.5
4th Down: Made/Att	9/31	7/11
4th Down Pct.	29.0	63.6
Possession Avg.	31:13	28:47
Total Net Yards	5122	5110
Avg. Per Game	320.1	319.4
Total Plays	1022	960
Avg. Per Play	5.0	5.3
Net Yards Rushing	1525	1894
Avg. Per Game	95.3	118.4
Total Rushes	397	449
Avg. Per Play	3.8	4.2
Net Yards Passing	3597	3216
Avg. Per Game	224.8	201.0
Sacked/Yards Lost	31/200	41/246
Gross Yards	3797	3462
Att./Comp.	594/358	470/296
Completion Pct.	60.3	63.0
Had Intercepted	14	9
Punts/Average	78/43.2	85/44.1
Net Punting Avg.	78/37.8	85/37.5
Penalties/Yards	125/1002	95/718
Fumbles/Ball Lost	27/12	20/11
Touchdowns	33	51
Rushing	8	12
Passing	20	33
Returns	5	6

BY PERIODS	1	2	3	4	OT	PTS
Titans	50	88	83	78	0	299
Opponents	79	132	108	102	0	421

SCORING	TD	RU	PA	RT	PAT	FG	S	TP
Bironas	0	0	0	0	30/32	23/29	0	99
Brown	7	5	2	0	0	0	0	42
Bennett	4	0	4	0	0	0	0	24
Troupe	4	0	4	0	0	0	0	24
B. Jones	2	0	2	0	0	0	0	12
Kinney	2	0	2	0	0	0	0	12
Odom	2	0	0	2	0	0	0	12
Payton	2	2	0	0	0	0	0	12
Scaife	2	0	2	0	0	0	0	12
R. Williams	2	0	2	0	0	0	0	12
Fleming	1	0	1	0	0	0	0	6
Hill	1	0	0	1	0	0	0	6
P. Jones	1	0	0	1	0	0	0	6
Kassell	1	0	0	1	0	0	0	6
McNair	1	1	0	0	0	0	0	6
Roby	1	0	1	0	0	0	0	6
Wade LG	1	0	0	1	0	0	0	6
Reynolds	0	0	0	0	0	1	2	
Titans	33	8	20	5	30/32	23/29	1	299
Opponents	51	12	33	6	48/49	21/27	0	421

2-pt Conversions: Titans 0-1, Opponents 2-2

RUSHING	No	Yds	Avg	Lg	TD
Brown	224	851	3.8	38t	5
Henry	88	335	3.8	29	0
McNair	32	139	4.3	19	1
Payton	33	105	3.2	15	2
Mauck	7	39	5.6	12	0
Nash	6	32	5.3	8	0

PASSING	Att	Cmp	Pct	Yards	Yds/Att	TD	Int	Lg	Sk/Yds	Rating
McNair	476	292	61.3	3161	6.64	16	11	57	20/134	82.4
Volek	88	50	56.8	474	5.39	4	2	55t	9/45	77.6
Mauck	27	15	55.6	136	5.04	0	1	17	1/8	53.9
Hentrich	2	1	50.0	26	13.0	0	0	26	0/0	95.8
Bennett	1	0	0.0	0	0.0	0	0	0	0/0	39.6
P. Jones	0	0	---	0	---	0	0	---	1/13	---
Titans	594	358	60.3	3797	6.39	20	14	57	31/200	80.3
Opponents	470	296	63.0	3462	7.37	33	9	63t	41/246	100.7

Roby	2	16	8.0	11	0
Bennett	1	3	3.0	3	0
Volek	1	3	3.0	3	0
B. Jones	1	1	1.0	1	0
Wade LG	1	1	1.0	1	0
Wade TM	1	1	1.0	1	0
Hentrich	1	0	0.0	0	0
Titans	397	1525	3.8	38t	8
Opponents	449	1894	4.2	52	12

RECEIVING	No	Yds	Avg	Lg	TD
Bennett	58	738	12.7	55t	4
Kinney	55	543	9.9	27	2
Troupe	55	530	9.6	35	4
Scaife	37	273	7.4	19	2
Brown	25	327	13.1	57	2
B. Jones	23	299	13.0	38t	2
Calico	22	191	8.7	18	0
R. Williams	21	299	14.2	50t	2
Roby	21	289	13.8	32	1
Wade LG	14	120	8.6	17	0
Wade TM	4	40	10.0	15	0
Henry	13	117	9.0	42	0
Fleming	10	69	6.9	18	1
Payton	6	30	5.0	9	0
Nash	3	14	4.7	7	0
Guenther	2	13	6.5	8	0
Nickey	1	26	26.0	26	0
Small	1	6	6.0	6	0
Roots	1	-7	-7.0	-7	0
Titans	358	3797	10.6	57	20
Opponents	296	3462	11.7	63t	33

INTERCEPTIONS	No	Yds	Avg	Lg	TD
Hill	3	88	29.3	52t	1
Bulluck	2	16	8.0	16	0
Kassell	1	21	21.0	21t	1
Woolfolk	1	3	3.0	3	0
T. Williams	1	1	1.0	1	0
Thompson	1	0	0.0	0	0
Titans	9	129	14.3	52t	2
Opponents	14	293	20.9	85t	4

PUNTING	No	Yds	Avg	Net TB	In	Lg	B	
Hentrich	78	3371	43.2	37.8	14	21	59	0
Titans	78	3371	43.2	37.8	14	21	59	0
Opponents	85	3746	44.1	37.5	7	16	74	1

PUNT RETURNS	No	FC	Yds	Avg	Lg	TD
Wade LG	33	9	317	9.6	73t	1
P. Jones	29	8	272	9.4	52t	1
Thurman TM	9	5	31	3.4	11	0
B. Jones	5	0	75	15.0	32	0
Thompson	1	0	31	31.0	31	0
Ta. Williams	1	0	9	9.0	9	0
Titans	45	13	418	9.3	52t	1
Opponents	32	20	144	4.5	15	0

KICKOFF RETURNS	No	Yds	Avg	Lg	TD
P. Jones	43	1127	26.2	85	0
Roby	22	495	22.5	59	0
Payton	2	24	12.0	24	0
Thurman TM	2	42	21.0	25	0
Fleming	1	9	9.0	9	0
Titans	70	1697	24.2	85	0
Opponents	57	1290	22.6	50	0

FIELD GOALS	1-19	20-29	30-39	40-49	50+
Bironas	0/0	10/10	6/7	5/7	2/5
Titans	0/0	10/10	6/7	5/7	2/5
Opponents	1/1	6/6	9/14	5/5	0/1

Bironas/Titans: (47N) (39G, 29G, 47G) (41G, 39G) (34G, 38N) (52G, 58N, 49G) (24G, 29G, 47G) (53G) (39G, 24G) (50N) () (35G, 41G, 21G, 22G) (51N, 24G) (46N, 23G, 21G) (38G) (24G) ()

Opponents: (44G, 27G) (30G) (46G) (20G) (32G, 38G, 43G, 47G) (52N, 21G) (33G, 24G) (22G, 32G) (37G, 19G, 39N) (31G) (34N) () (30G, 37B, 31N) (36B) (25G) (46G, 38G)

SACKS	No	Yds
Vanden Bosch	12.5	LaBoy 6.5, Bulluck 5, Long 3.5,
Haynesworth	3	Starks 3, Sirmon 2.5, Odom 2, Schobel 1,
Thompson	1	Clauss 0.5, Waddell 0.5
Titans	41	Opponents 31

TACKLES (Solo-Assists-Total)
Bulluck (106-44-150), Vanden Bosch (55-45-100), Sirmon (56-33-89), Kassell (56-33-89), Haynesworth (52-33-85), T. Williams

(65-18-83), Thompson (63-15-78), Starks (40-38-78), LaBoy (36-28-64), P. Jones (43-10-53), Woolfolk (42-10-52), Odom (28-22-50), Long (30-19-49), Hill (40-6-46), Clauss (13-17-30), Boiman (13-15-28), Waddell (13-4-17), Reynolds (9-5-14), Schobel (7-4-11), Beckham (9-1-10), Sandy (1-1-2), Spencer (1-0-1), Nickey (1-0-1), Gardner (0-0-0), Fuller (0-0-0)

Team Totals: 779-401-1180

USUAL STARTING LINEUP

OFFENSE	
WR	Drew Bennett (83)
LT	Brad Hopkins (72)
LG	Zach Piller (69)
C	Justin Hartwig (77)
RG	Benji Olson (75)
RT	Michael Roos (71)
TE	Erron Kinney (88)
WR	Brandon Jones (81)
FB/TE	Troy Fleming (44)/Ben Troupe (84)
QB	Steve McNair (9)
RB	Chris Brown (29)

DEFENSE

LE	Kyle Vanden Bosch (93)
LT	Randy Starks (90)
RT	Albert Haynesworth (92)
RE	Antwan Odom (98)
LLB	Peter Sirmon (59)
MLB	Brad Kassell (55)
RLB	Keith Bulluck (53)
LCB	Reynaldo Hill (21)
RCB	Pacman Jones (32)
SS	Tank Williams (25)
FS	Lamont Thompson (28)

SPECIALISTS

K	Rob Bironas (2)
P	Craig Hentrich (15)

Pro Bowl

All-Pro

GM: Floyd Reese; **Head Coach:** Jeff Fisher

Asst. Coaches: Norm Chow (off. coord.), Jim Schwartz (def. coord.), George Henshaw (asst. head coach/off.), Dave McGinnis (LB), Chuck Cecil (S/nickel), Marty Galbraith (ST asst.), Ned James (off. asst.), Craig Johnson (QB), Alan Lowry (ST), Mike Munchak (OL), Ray Sherman (WR), Sherman Smith (RB), Jim Washburn (DL), Steve Watterson (strength and conditioning), Everett Withers (DB)

AMERICAN FOOTBALL CONFERENCE STANDINGS

AFC EAST	W	L	T	Pct
New England	10	6	0	.625
Miami	9	7	0	.562
Buffalo	5	11	0	.312
N.Y. Jets	4	12	0	.250
AFC NORTH	W	L	T	Pct
Cincinnati	11	5	0	.688
* Pittsburgh	11	5	0	.688
Baltimore	6	10	0	.375
Cleveland	6	10	0	.375
AFC SOUTH	W	L	T	Pct
Indianapolis	14	2	0	.875
* Jacksonville	12	4	0	.750
Tennessee	4	12	0	.250
Houston	2	14	0	.125
AFC WEST	W	L	T	Pct
Denver	13	3	0	.812
Kansas City	10	6	0	.625

2022 SEASON (II-5 REGULAR SEASON, I-1 PLAYOFFS) • 1ST PLACE AFC SOUTH

DATE	OPPONENT	SCORE	W/L	ATT
Sep. 8	PHILADELPHIA	27-24	W	68,804
Sep. 15	at Dallas	13-21	L	62,527
Sep. 22	CLEVELAND	28-31*	L	68,804
Sep. 29	at Oakland	25-52	L	58,719
Oct. 6	WASHINGTON	14-31	L	68,804
Oct. 13	JACKSONVILLE	23-14	W	68,804
Oct. 20	BYE			
Oct. 27	at Cincinnati	30-24	W	52,822
Nov. 3	at Indianapolis	23-15	W	56,752
Nov. 10	HOUSTON	17-10	W	68,804
Nov. 17	PITTSBURGH	31-23	W	68,804
Nov. 24	at Baltimore	12-13	L	69,365
Dec. 1	at N.Y. Giants	32-29*	W	78,640
Dec. 8	INDIANAPOLIS	27-17	W	68,804
Dec. 16	NEW ENGLAND	24-7	W	68,809
Dec. 22	at Jacksonville	28-10	W	51,033
Dec. 29	at Houston	13-3	W	70,694
Jan. 11	PITTSBURGH	34-31*	W	68,809
Jan. 19	at Oakland	24-41	L	62,544

* Overtime

	TITANS	OPP
Total First Downs	312	297
Rushing	112	75
Passing	182	197
Penalty	18	25
3rd Down: Made/Att	94/216	76/202
3rd Down Pct.	43.5	37.6
4th Down: Made/Att	9/16	9/18
4th Down Pct.	56.3	50.0
Possession Avg.	32:47	27:13
Total Net Yards	5272	4964
Avg. Per Game	329.5	310.3
Total Plays	1032	974
Avg. Per Play	5.1	5.1
Net Yards Rushing	1952	1424
Avg. Per Game	122.0	89.0
Total Rushes	511	372
Avg. Per Play	3.8	3.8
Net Yards Passing	3320	3540
Avg. Per Game	207.5	221.3
Sacked/Yards Lost	21/121	40/213
Gross Yards	3441	3753
Att./Comp.	500/306	562/339
Completion Pct.	61.2	60.3
Had Intercepted	15	18
Punts/Average	66/41.3	77/41.6
Net Punting Avg.	66/33.9	77/36.2
Penalties/Yards	112/891	99/853
Fumbles/Ball Lost	20/10	22/11
Touchdowns	42	40
Rushing	16	7
Passing	22	27
Returns	4	6

BY PERIODS	1	2	3	4	OT	PTS
Titans	76	127	67	94	3	367
Opponents	72	71	68	110	3	324

SCORING	TD	RU	PA	RT	PAT	FG	S	TP
Nedney	0	0	0	0	36/36	25/31	0	111
George	14	12	2	0	0	0	0	86
Mason	5	0	5	0	0	0	0	30
K. Dyson	4	0	4	0	0	0	0	24
Simon	4	1	3	0	0	0	0	24
McNair	3	3	0	0	0	0	0	20
Bennett	2	0	2	0	0	0	0	12
McCareins	2	0	2	0	0	0	0	12
Wycheck	2	0	2	0	0	0	0	12
Bulluck	1	0	0	1	0	0	0	6
Coady	1	0	0	1	0	0	0	6
A. Dyson	1	0	0	1	0	0	0	6
Green	1	0	1	0	0	0	0	6
Meier	1	0	1	0	0	0	0	6
Simon	1	0	0	1	0	0	0	6
Titans	42	16	22	4	36/36	25/31	0	367
Opponents	40	7	27	6	36/36	14/21	0	324

2-Pt Conversions: George, McNair, Titans 2-6, Opponents 3-4

RUSHING	No	Yds	Avg	Lg	TD
George	343	1165	3.4	35	12
McNair	82	440	5.4	26	3
Holcombe	47	242	5.1	39	0
Green	21	71	3.4	12	0
McCareins	2	18	9.0	16	0
Simon	9	18	2.0	13	1
Hentrich	1	5	5.0	5	0

PASSING	Att	Cmp	Pct	Yards	Yds/Att	TD	Int	Lg	Sk/Yds	Rating
McNair	492	301	61.2	3387	6.88	22	15	55	21/121	84.0
O'Donnell	5	3	60.0	24	4.80	0	0	0	0/0	72.1
Wycheck	2	1	50.0	13	6.50	0	0	13	0/0	70.8
Hentrich	1	1	100.0	17	17.0	0	0	17	0/0	118.8
Titans	500	306	61.2	3441	6.88	22	15	55	21/121	83.9
Opponents	562	339	60.3	3753	6.68	27	18	75	40/213	82.8

Comella	1	0	0.0	0	0
O'Donnell	3	-3	-1.0	-1	0
K. Dyson	2	-4	-2.0	5	0
Titans	511	1952	3.8	39	16
Opponents	372	1424	3.8	42	7

RECEIVING	No	Yds	Avg	Lg	TD
Mason	79	1012	12.8	40	5
K. Dyson	41	460	11.2	40	4
Wycheck	40	346	8.7	19	2
George	36	255	7.1	14t	2
Bennett	33	478	14.5	53	2
McCareins	19	301	15.8	55	2
Simon	16	167	10.4	42t	3
Kinney	13	173	13.3	31	0
Holcombe	10	91	9.1	18	0
Comella	10	70	7.0	17	0
Green	7	57	8.1	21	1
Meier	1	17	17.0	17t	1
Berlin	1	14	14.0	14	0
Titans	306	3441	11.2	55	22
Opponents	339	3753	11.1	75	27

INTERCEPTIONS	No	Yds	Avg	Lg	TD
Schulters	6	56	9.3	28	0
Simon	3	88	29.3	32t	1
A. Dyson	3	27	9.0	16t	1
Rolle	2	0	0.0	0	0
Coady	1	24	24.0	24t	1
Bulluck	1	5	5.0	5	0
Williams	1	0	0.0	0	0
Mitchell	1	-2	-2.0	-2	0
Titans	18	198	11.0	32t	3
Opponents	15	179	11.9	82t	2

PUNTING	No	Yds	Avg	Net	TB	In	Lg	B
Hentrich	65	2725	41.9	33.9	5	28	56	1
Titans	66	2725	41.3	33.9	5	28	56	1
Opponents	77	3202	41.6	36.2	10	22	61	1

PUNT RETURNS	No	FC	Yds	Avg	Lg	TD
Simon	13	6	113	8.7	30	0
Mason	9	12	60	6.7	21	0
McCareins	6	4	44	7.3	16	0
Titans	28	22	217	7.8	30	0
Opponents	28	19	390	13.9	83t	3

KICKOFF RETURNS	No	Yds	Avg	Lg	TD
Simon	20	371	18.6	29	0
Berlin	13	260	20.0	32	0
McCareins	13	300	23.1	48	0
Kinney	3	41	13.7	25	0
Green	1	10	10.0	10	0
Titans	50	982	19.6	48	0
Opponents	74	1482	20.0	54	0

FIELD GOALS	1-19	20-29	30-39	40-49	50+
Nedney	0/0	9/9	10/12	5/8	1/2
Titans	0/0	9/9	10/12	5/8	1/2
Opponents	1/2	3/3	5/7	4/6	1/3

Nedney: (33G, 47G) (37G, 53G) () () () (40G, 26G, 33G, 32N) (33G, 28G, 46G) (28G, 34G, 39G) (49N, 24G) (39N, 43G) (32G, 37G, 40G, 21G) (54N, 38G) (35G, 29G) (45N, 28G) (46N) (28G, 26G)

Opponents: (30G) () (52N, 33G) (28G) (31G) () (44G) (46N) (51G) (31N, 37N) (26G, 43G) (38G, 36G, 19G) (44G, 44N) () (24G) (50N, 19N, 42G)

SACKS
Carter 10.0, C. Hall 8.0, Ford 3.5, Smith 2.5, Kearsse 2.0, Schulters 2.0, Simon 2.0, Thornton 2.0, Williams 2.0, Bulluck 1.0, A. Dyson 1.0, Godfrey 1.0, Haynesworth 1.0, J. Thomas 1.0
Titans 40.0, Opponents 21.0

TACKLES (Solo-Assists-Total)
Bulluck (116-64-180), Simon (83-47-130), Schulters (75-19-94), Smith (41-32-73), Carter (42-29-71), Hall (43-27-70), Williams (55-14-69), A. Dyson (54-7-61), Haynesworth (31-24-55), Mitchell (40-11-51), Ford (24-21-45), Rolle (37-7-44), Godfrey (27-17-44), Thornton (21-23-44), Chamberlin (14-13-27), Echols (13-6-19), Thomas (11-5-16), Calmus (9-4-13), Aldridge (8-5-13), Coady (10-2-12), Kearsse (6-5-11), Morris (7-2-9), Boiman (1-5-6), Beckham (1-0-1), Kassell (0-1-1)
Team Totals: 769-390-1159

USUAL STARTING LINEUP

OFFENSE

WR Derrick Mason (85)
TE/FB Erron Kinney (88)/Greg Comella (33)
LT Brad Hopkins (72)
LG Zach Piller (69)
C Gennaro DiNapoli (64)
RG Benji Olson (75)
RT Fred Miller (71)
TE Frank Wycheck (89)
WR Kevin Dyson (87)
QB Steve McNair (9)
RB Eddie George (27)

DEFENSE

LE Kevin Carter (93)
LT John Thornton (78)
RT Henry Ford (92)
RE Carlos Hall (97)
LLB Peter Sirmon (59)
MLB Randall Godfrey (56)
RLB Keith Bulluck (53)
LCB Andre Dyson (22)
RCB Samari Rolle (21)
SS Tank Williams (25)
FS Lance Schulters (31)

SPECIALISTS

K Joe Nedney (6)
P Craig Hentrich (15)

Pro Bowl
All-Pro

GM: Floyd Reese; **Head Coach:** Jeff Fisher
Asst. Coaches: Mike Heimerdinger (off. coord.), Jim Schwartz (def. coord.), George Henshaw (asst. head coach/off.), Gunther Cunningham (asst. head coach defense/LB), Chuck Cecil (def. asst.), Ned James (off. asst.), Craig Johnson (QB), Alan Lowry (ST), Mike Munchak (OL), Sherman Smith (RB), Steve Walters (WR), Jim Washburn (DL), Steve Watterson (strength & rehab.), Everett Withers (DB)

AMERICAN FOOTBALL CONFERENCE STANDINGS

AFC EAST	W	L	T	Pct
N.Y. Jets	9	7	0	.562
New England	9	7	0	.562
Miami	9	7	0	.562
Buffalo	8	8	0	.500

AFC NORTH	W	L	T	Pct
Pittsburgh	10	5	1	.656
* Cleveland	9	7	0	.562
Baltimore	7	9	0	.438
Cincinnati	2	14	0	.125

AFC SOUTH	W	L	T	Pct
Tennessee	11	5	0	.688
* Indianapolis	10	6	0	.625
Jacksonville	6	10	0	.375
Houston	4	12	0	.250

AFC WEST	W	L	T	Pct
Oakland	11	5	0	.688
Denver	9	7	0	.562
San Diego	8	8	0	.500
Kansas City	8	8	0	.500

NATIONAL FOOTBALL CONFERENCE STANDINGS

NFC EAST	W	L	T	Pct
Philadelphia	12	4	0	.750
* N.Y. Giants	10	6	0	.625
Washington	7	9	0	.438
Dallas	5	11	0	.312

2001 SEASON (7-9 REGULAR SEASON, 0-0 PLAYOFFS) • 3RD PLACE AFC CENTRAL (TIED)

DATE	OPPONENT	SCORE	W/L	ATT
Sep. 9	MIAMI	23-31	L	68,798
Sep. 23	at Jacksonville	6-13	L	65,994
Sep. 30	BYE			
Oct. 7	at Baltimore	7-26	L	69,494
Oct. 14	TAMPA BAY	31-28*	W	68,798
Oct. 21	at Detroit	27-24	W	76,940
Oct. 29	at Pittsburgh	7-34	L	63,763
Nov. 4	JACKSONVILLE	28-24	W	68,798
Nov. 12	BALTIMORE	10-16	L	68,798
Nov. 18	at Cincinnati	20-7	W	63,865
Nov. 25	PITTSBURGH	24-34	L	68,801
Dec. 2	at Cleveland	31-15	W	72,818
Dec. 9	at Minnesota	24-42	L	64,271
Dec. 16	GREEN BAY	26-20	W	68,804
Dec. 22	at Oakland	13-10	W	61,934
Dec. 30	CLEVELAND	38-41	L	68,798
Jan. 6	CINCINNATI	21-23	L	68,798

* Overtime

	TITANS	OPP
Total First Downs	288	300
Rushing	87	79
Passing	179	192
Penalty	22	29
3rd Down: Made/Att	98/233	74/212
3rd Down Pct.	42.1	34.9
4th Down: Made/Att	2/15	7/14
4th Down Pct.	13.3	50.0
Possession Avg.	31:29	28:31
Total Net Yards	5352	5515
Avg. Per Game	334.5	344.7
Total Plays	1026	996
Avg. Per Play	5.2	5.5
Net Yards Rushing	1794	1431
Avg. Per Game	112.1	89.4
Total Rushes	468	405
Avg. Per Play	3.8	3.5
Net Yards Passing	3558	4084
Avg. Per Game	222.4	255.3
Sacked/Yards Lost	43/309	32/175
Gross Yards	3867	4259
Att./Comp.	515/307	559/328
Completion Pct.	59.6	58.7
Had Intercepted	17	13
Punts/Average	85/42.0	82/41.3
Net Punting Avg.	85/37.0	82/35.7
Penalties/Yards	119/1025	88/832
Fumbles/Ball Lost	18/11	21/11
Touchdowns	39	46
Rushing	12	17
Passing	23	27
Returns	4	2

BY PERIODS	1	2	3	4	OT	PTS
Titans	84	73	90	86	3	336
Opponents	61	127	74	126	0	388

SCORING	TD	RU	PA	RT	PAT	FG	S	TP
Nedney	0	0	0	0	34/35	20/28	0	94
Mason	10	0	9	1			0	62
K. Dyson	7	0	7	0			0	44
George	5	5	0	0			0	30
McNair	5	5	0	0			0	30
Wycheck	4	0	4	0			0	24
Green	2	1	1	0			0	12
Mitchell	2	0	0	2			0	12
Bennett	1	0	1	0			0	8
Hicks	1	1	0	0			0	6
Kinney	1	0	1	0			0	6
Myers	1	0	0	1			0	6
Fisk	0	0	0	0			1	2
Titans	38	12	23	4	34/35	20/28	1	336
Opponents	46	17	27	2	44/44	22/29	0	388

2-Pt Conversions: Mason, K. Dyson, Bennett, Titans 3-4, Opponents 1-2

RUSHING	No	Yds	Avg	Lg	TD
George	315	939	3.0	27	5
McNair	75	414	5.5	24	5
Hicks	56	341	6.1	51	1
Green	15	71	4.7	21	1
O'Donnell	6	28	4.7	15	0
Wycheck	1	1	1.0	1	0
Titans	468	1794	3.8	51	12
Opponents	405	1431	3.5	48t	17

PASSING	Att	Cmp	Pct	Yards	Yds/Att	TD	Int	Lg	Sk/Yds	Rating
McNair	431	264	61.3	3350	7.77	21	12	71t	37/251	90.2
O'Donnell	76	42	55.3	496	6.53	2	2	35t	6/58	73.1
Volek	3	0	0.0	0	0.00	0	0	0	0/0	39.6
Green	2	0	0.0	0	0.00	0	2	0	0/0	0.0
Hentrich	2	0	0.0	0	0.00	0	1	0	0/0	0.0
Wycheck	1	1	100.0	21	21.00	0	0	21	0/0	118.8
Titans	515	307	59.6	3867	7.51	23	17	71t	43/309	84.2
Opponents	559	328	58.7	4259	7.62	27	13	78	32/175	89.1

RECEIVING	No	Yds	Avg	Lg	TD
Mason	73	1128	15.5	71t	9
Wycheck	60	672	11.2	30	4
K. Dyson	54	825	15.3	68t	7
George	37	279	7.5	25	0
Kinney	25	263	10.5	24	1
Bennett	24	329	13.7	50	1
Green	12	64	5.3	10	1
Sanders	5	74	14.8	22	0
Hicks	5	22	4.4	9	0
McCareins	3	88	29.3	36	0
Meier	3	31	10.3	18	0
Natkin	2	42	21.0	27	0
Berlin	2	28	14.0	19	0
Coleman	1	19	19.0	19	0
Ours	1	3	3.0	3	0
Titans	307	3867	12.6	71t	23
Opponents	328	4259	13.0	78	27

INTERCEPTIONS	No	Yds	Avg	Lg	TD
A. Dyson	3	36	12.0	36	0
Rolle	3	3	1.0	3	0
Bulluck	2	21	10.5	21	0
Robinson	2	13	6.5	13	0
Godfrey	1	5	5.0	5	0
Booker	1	0	0.0	0	0
Favors	1	0	0.0	0	0
Titans	13	78	6.0	36	0
Opponents	17	163	9.6	45t	2

PUNTING	No	Yds	Avg	Net	TB	In	Lg	B
Hentrich	85	3567	42.0	37.0	8	28	70	0
Titans	85	3567	42.0	37.0	8	28	70	0
Opponents	82	3388	41.3	35.7	9	25	58	1

PUNT RETURNS	No	FC	Yds	Avg	Lg	TD
Mason	20	19	128	6.4	20	0
J. Walker	14	4	125	8.9	36	0
McCareins	2	0	29	14.5	18	0
Titans	36	23	282	7.8	36	0
Opponents	36	20	264	7.3	31	0

KICKOFF RETURNS	No	Yds	Avg	Lg	TD
Mason	34	748	22.0	101t	1
Berlin	13	253	19.5	32	0
Coleman	11	251	22.8	34	0
McCareins	4	70	17.5	21	0
J. Walker	3	33	11.0	19	0
Green	2	20	10.0	12	0
Bennett	1	11	11.0	11	0
Kinney	1	13	13.0	13	0
Long	1	10	10.0	10	0
Rolle	1	3	3.0	3	0
Titans	71	1413	19.9	101t	1
Opponents	57	1418	24.9	81	0

FIELD GOALS	1-19	20-29	30-39	40-49	50+
Nedney	0/0	6/6	5/5	8/15	1/2
Titans	0/0	6/6	5/5	8/15	1/2
Opponents	0/0	4/4	15/17	2/7	1/1

Nedney: (51G) (47N, 22G, 43G) (46N) (44G, 45G, 47N, 49G) (38G, 4G, 30G, 46G) (48N) (51N, 46G) (48N, 27G) (41G, 37G) (49G) (29G) (37G) (44N, 24G) (22G, 21G) (31G) () ()
Opponents: (37G) (35G, 37N, 39G) (26G, 25G) () (40B, 23G) (48N, 42G, 27G) (38G) (31G, 33G, 30G) () (39G, 47N, 37G) () () (33G, 54G) (40N, 35G, 33N, 42N) (30G, 44G) (30G, 33G, 34G)

SACKS
 Kearse 10.0, Evans 5.5, Fisk 2.5, Carter 2.0, Rolle 2.0, Smith 2.0, Favors 1.5, Morris 1.5, Bulluck 1.0, Chamberlin 1.0, Ford 1.0, Godfrey 1.0, Robinson 1.0
Titans 32.0, Opponents 43.0

TACKLES (Solo-Assists-Total)
 Godfrey (79-32-111), Robinson (58-43-101) Phenix (63-24-87), Evans (53-24-77), Fisk (38-30-68), Kearse (39-25-64), Bulluck (35-29-64), Carter (39-22-61), Favors (34-27-61), A. Dyson (52-6-58), Rolle (52-4-56), Morris (34-12-46), Ford (24-20-44), Jenkins (12-3-15), Porter (26-5-31), Bishop (22-5-27), Mitchell (22-3-25), Salave'a (6-12-18), J. Walker (8-9-17), Smith (8-8-16), Chamberlin (12-3-15), Booker (6-2-8), Myers (2-2-4), Thomas (2-1-3), Green (1-0-1)
Team Totals: 751-352-1103

USUAL STARTING LINEUP

OFFENSE
 WR Derrick Mason (85)
 TE/FB Erron Kinney (88)
 LT Brad Hopkins (72)
 LG Zach Piller (69)
C Bruce Matthews (74)
 RG Benji Olson (75)
 RT Fred Miller (71)
 TE Frank Wycheck (89)
 WR Kevin Dyson (87)
 QB Steve McNair (9)
 RB Eddie George (27)

DEFENSE
 LE Kevin Carter (93)
 LT Josh Evans (91)
 RT Jason Fisk (97)
RE Jevon Kearse (90)
 LLB Greg Favors (51)
 MLB Randall Godfrey (56)
 RLB Eddie Robinson (55)
 LCB Andre Dyson (22)
 RCB Samari Rolle (21)
 SS Aric Morris (28)
 FS Perry Phenix (35)

SPECIALISTS
 K Joe Nedney (6)
 P Craig Hentrich (15)

Pro Bowl
 All-Pro

GM: Floyd Reese; **Head Coach:** Jeff Fisher
Asst. Coaches: Mike Heimerdinger (off. coord.), Jim Schwartz (def. coord.), George Henshaw (asst. head coach/off.), Gunther Cunningham (asst. head coach defense/LB), Chuck Cecil (def. asst.), Craig Johnson (off. asst.), Alan Lowry (ST), Mike Munchak (OL), Sherman Smith (RB), Steve Walters (WR), Jim Washburn (DL), Steve Watterson (strength & rehab.), Everett Withers (DB)

AMERICAN FOOTBALL CONFERENCE STANDINGS

AFC EAST	W	L	T	Pct
New England	11	5	0	.688
* Miami	11	5	0	.688
* N.Y. Jets	10	6	0	.625
Indianapolis	6	10	0	.375
Buffalo	3	13	0	.188
AFC CENTRAL	W	L	T	Pct
Pittsburgh	13	3	0	.812
* Baltimore	10	6	0	.625
Cleveland	7	9	0	.438
Tennessee	7	9	0	.438
Jacksonville	6	10	0	.375
Cincinnati	6	10	0	.375
AFC WEST	W	L	T	Pct
Oakland	10	6	0	.625
Seattle	9	7	0	.562
Denver	8	8	0	.500
Kansas City	6	10	0	.375
San Diego	5	11	0	.312

NATIONAL FOOTBALL CONFERENCE STANDINGS

NFC EAST	W	L	T	Pct
Philadelphia	11	5	0	.688
Washington	8	8	0</	

1999 SEASON (13-3 REGULAR SEASON, 3-1 PLAYOFFS) • 2ND PLACE AFC CENTRAL

DATE	OPPONENT	SCORE	W/L	ATT
Sep. 12	CINCINNATI	36-35	W	65,272
Sep. 19	CLEVELAND	26-9	W	65,904
Sep. 26	at Jacksonville	20-19	W	61,502
Oct. 3	at San Francisco	22-24	L	67,447
Oct. 10	BALTIMORE	14-11	W	65,486
Oct. 17	at New Orleans	24-21	W	51,875
Oct. 24	BYE			
Oct. 31	ST. LOUIS	24-21	W	66,415
Nov. 7	at Miami	0-17	L	74,109
Nov. 14	at Cincinnati	24-14	W	46,017
Nov. 21	PITTSBURGH	16-10	W	66,619
Nov. 28	at Cleveland	33-21	W	72,008
Dec. 5	at Baltimore	14-41	L	67,854
Dec. 9	OAKLAND	21-14	W	66,357
Dec. 19	ATLANTA	30-17	W	66,196
Dec. 26	JACKSONVILLE	41-14	W	66,641
Jan. 2	at Pittsburgh	47-36	W	48,025
Jan. 8	BUFFALO	22-16	W	66,782
Jan. 16	at Indianapolis	19-16	W	57,097
Jan. 23	at Jacksonville	33-14	W	75,206
Jan. 30	ST. LOUIS	16-23	L	72,625

* Overtime

	TITANS	OPP
Total First Downs	294	300
Rushing	109	81
Passing	167	193
Penalty	18	26
3rd Down: Made/Att	83/217	70/200
3rd Down Pct.	38.2	35.0
4th Down: Made/Att	7/12	4/14
4th Down Pct.	58.3	28.6
Possession Avg.	31:30	28:30
Total Net Yards	5296	5245
Avg. Per Game	331.0	327.8
Total Plays	1011	994
Avg. Per Play	5.2	5.3
Net Yards Rushing	1811	1550
Avg. Per Game	113.2	96.9
Total Rushes	459	383
Net Yards Passing	3485	3695
Avg. Per Game	217.8	230.9
Sacked/Yards Lost	25/137	54/305
Gross Yards	3622	4000
Att./Comp.	527/304	557/312
Completion Pct.	57.7	56.0
Had Intercepted	13	16
Punts/Average	90/42.5	80/42.9
Net Punting Avg.	90/38.1	80/37.2
Penalties/Yards	114/1069	128/1010
Fumbles/Ball Lost	17/9	39/24
Touchdowns	46	39
Rushing	19	8
Passing	23	26
Returns	4	5

BY PERIODS	1	2	3	4	OT	PTS
Titans	113	97	85	97	0	392
Opponents	44	93	103	84	0	324

SCORING	TD	RU	PA	RT	PAT	FG	S	TP
Del Greco	0	0	0	0	43/43	21/25	0	106
E. George	13	9	4	0	0	0	0	78
McNair	8	8	0	0	0	0	0	48
Dyson	4	0	4	0	0	0	0	24
Thigpen	4	0	4	0	0	0	0	24
Neal	3	1	2	0	0	0	0	18
Roan	3	0	3	0	0	0	0	18
Byrd	2	0	2	0	0	0	0	12
Wycheck	2	0	2	0	0	0	0	12
Harris	1	0	1	0	0	0	0	8
Kearse	1	0	0	1	0	0	0	6
Mason	1	0	0	1	0	0	0	6
Mitchell	1	0	0	1	0	0	0	6
Sanders	1	0	1	0	0	0	0	6
Thomas	1	1	0	0	0	0	0	6
Walker	1	0	0	1	0	0	0	6
Thornton	0	0	0	0	1	2	0	2
Titans	46	19	23	4	43/43	21/25	4	392
Opponents	39	8	26	5	33/33	15/22	2	324

2-Pt Conversions: Harris, Titans 1-3, Opponents 4-6

RUSHING	No	Yds	Avg	Lg	TD
E. George	320	1304	4.1	40	9
McNair	72	337	4.7	38	8
Thomas	43	164	3.8	22	1
Dyson	1	3	3.0	3	0
Hentrich	2	1	0.5	1	0

PASSING	Att	Cmp	Pct	Yards	Yds/Att	TD	Int	Lg	Sk/Yds	Rating
McNair	331	187	56.5	2179	6.58	12	8	65t	16/74	78.6
O'Donnell	195	116	59.5	1382	7.09	10	5	54t	9/63	87.6
Wycheck	1	1	100.0	61	61.00	1	0	61t	0/0	158.3
Titans	527	304	57.7	3622	6.87	23	13	65t	25/137	83.1
Opponents	557	312	56.0	4000	7.18	26	16	78t	54/305	82.3

Neal	2	1	0.5	1t	1
O'Donnell	19	1	0.1	4	0
Titans	459	1811	3.9	40	19
Opponents	383	1550	4.0	72	8

RECEIVING	No	Yds	Avg	Lg	TD
Wycheck	69	641	9.3	35	2
Dyson	54	658	12.2	47t	4
E. George	47	458	9.7	54t	4
Thigpen	38	648	17.1	35	4
Harris	26	297	11.4	62t	1
Sanders	20	336	16.8	48t	1
Byrd	14	261	18.6	65t	2
Roan	9	93	10.3	24t	3
Thomas	9	72	8.0	26	0
Mason	8	89	11.1	31	0
Neal	7	27	3.9	8	2
Kent	3	42	14.0	25	0
Titans	304	3622	11.9	65t	23
Opponents	312	4000	12.8	78t	26

INTERCEPTIONS	No	Yds	Avg	Lg	TD
Rolle	4	65	16.3	30	0
Sidney	3	12	4.0	7	0
Holmes	2	17	8.5	19	0
Dorsett	1	43	43.0	43	0
Mitchell	1	42	42.0	42t	1
Bowden	1	29	29.0	29	0
Walker	1	27	27.0	27	0
Fisk	1	17	17.0	17	0
Robertson	1	3	3.0	3	0
Jackson	1	2	2.0	2	0
Titans	16	257	16.1	43	1
Opponents	13	227	17.5	47t	2

PUNTING	No	Yds	Avg	Net	TB	In	Lg	B
Hentrich	90	3824	42.5	38.1	3	35	78	0
Titans	90	3824	42.5	38.1	3	35	78	0
Opponents	80	3435	42.9	37.2	5	25	72	2

PUNT RETURNS	No	FC	Yds	Avg	Lg	TD
Mason	26	15	225	8.7	65t	1
Preston TM	8	2	59	7.4	12	0
Byrd	2	0	8	4.0	8	0
S. George	1	0	18	18.0	18	0
Rolle	1	0	23	23.0	23	0
Sidney	1	0	4	4.0	4	0
Thigpen	1	0	21	21.0	21	0
Titans	40	17	358	9.0	65t	1
Opponents	45	22	335	7.4	32	0

KICKOFF RETURNS	No	Yds	Avg	Lg	TD
Mason	41	805	19.6	41	0
Preston TM	5	119	23.8	29	0
S. George	4	63	15.8	22	0
Byrd	2	16	8.0	9	0
Kent	2	24	12.0	13	0
Neal	2	15	7.5	14	0
Titans	56	1042	18.6	41	0
Opponents	76	1596	21.0	99t	2

FIELD GOALS	1-19	20-29	30-39	40-49	50+
Del Greco	1/1	8/8	7/9	4/6	1/1
Titans	1/1	8/8	7/9	4/6	1/1
Opponents	0/0	4/4	4/7	6/9	1/2

Del Greco: (50G, 33G) (35G, 44N) (44G, 48G) (21G, 22G, 28G) (1) (42N, 19G) (27G) (33N) (26G) (1) (27G, 31G, 37N) (39G, 33G) (1) (38G, 27G, 43N) (30G, 20G) (42G)
Opponents: (33G, 38G) (41G) (42G) (39G) (44G, 46G, 50G) (24G, 42G) (54N, 38N) (43N, 46G) (32N) (44N, 24G) (1) (21G, 27G) (32N, 45N) (32G) (1) (1)

SACKS
 Kearse 14.5, Robinson 6.0, Ford 5.5, Thornton 4.5, Fisk 4.0, Holmes 4.0, Bowden 3.5, Evans 3.5, Rolle 3.0, Bishop 2.5, Jones 1.0, Frederick 0.5, Jackson 0.5, Robertson 0.5, Wortham 0.5
Titans 54.0, Opponents 25.0

TACKLES (Solo-Assists-Total)
 Bishop (80-33-113), Robinson (84-49-113), Robertson (64-28-92), Kearse (59-26-85), Bowden (54-27-81), Wortham (50-31-81), Fisk (41-39-80), Rolle (57-13-70), Walker (47-9-56), Evans (26-28-54), Ford (26-15-41), Phenix (32-7-39), Sidney (34-5-39), Holmes (20-18-38), Thornton (23-10-33), Killens (13-12-25), Jackson (18-4-22), Colman (12-9-21), Jones (12-7-19), Dorsett (10-1-11), Frederick (2-8-10), Salave'a (4-6-10), Mitchell (6-1-7), McCullough (3-0-3)
Team Totals: 760-383-1143

USUAL STARTING LINEUP

OFFENSE
 WR Kevin Dyson (87)
 LT Brad Hopkins (72)
LG Bruce Matthews (74)
 C Kevin Long (60)
 RG Benji Olson (75)
 RT Jon Runyan (69)
TE Frank Wycheck (89)
 WR Yancey Thigpen (82)
 QB Steve McNair (9)
RB Eddie George (27)
 FB Lorenzo Neal (41)

DEFENSE
LE Jevon Kearse (90)
 LT Josh Evans (91)
 RT Jason Fisk (97)
 RE Kenny Holmes (99)
 LLB Eddie Robinson (55)
 MLB Barron Wortham (80)
 RLB Joe Bowden (58)
 LCB Denard Walker (25)
 RCB Samari Rolle (21)
 SS Blaine Bishop (23)
 FS Marcus Robertson (31)

SPECIALISTS
 K Al Del Greco (3)
 P Craig Hentrich (15)

Pro Bowl

All-Pro

GM: Floyd Reese; **Head Coach:** Jeff Fisher
Asst. Coaches: George Henshaw (asst. head coach/run game), Les Steckel (off. coord.), Gregg Williams (def. coord.), Bart Andrus (QB), O'Neill Gilbert (LB), Jerry Gray (DB), Alan Lowry (ST), Mike Munchak (OL), Jim Schwartz (def. asst.), Sherman Smith (RB), Steve Walters (WR), Jim Washburn (DL), Steve Watterson (strength & rehab.)

AMERICAN FOOTBALL CONFERENCE STANDINGS

AFC EAST	W	L	T	Pct
Indianapolis	13	3	0	.813
* Buffalo	11	5	0	.688
* Miami	9	7	0	.563
N.Y. Jets	8	8	0	.500
New England	8	8	0	.500
AFC CENTRAL	W	L	T	Pct
Jacksonville	14	2	0	.875
* Tennessee	13	3	0	.813
Baltimore	8	8	0	.500
Pittsburgh	6	10	0	.375
Cincinnati	4	12	0	.250
Cleveland	2	14	0	.125
AFC WEST	W	L	T	Pct
Seattle	9	7	0	.563
Kansas City	9	7	0	.563
Oakland	8	8	0	.500
San Diego	8	8	0	.500
Denver	6	10	0	.375

NATIONAL FOOTBALL CONFERENCE STANDINGS

NFC EAST	W	L	T	Pct
Washington	10	6	0	.625
* Dallas	8	8	0	.500
N.Y. Giants	7	9	0	.438
Arizona	6	10	0	.375
Philadelphia	5	11	0	.313
NFC CENTRAL	W	L	T	Pct
Tampa Bay	11	5	0	.688
* Minnesota	10	6	0	.625
* Detroit	8	8	0	.500
Green Bay	8	8	0	.500
Chicago	6	10	0	.375
NFC WEST	W	L	T	Pct
St. Louis	13	3	0	.813
Carolina	8	8	0	.500
Atlanta	5	11	0	.313
San Francisco	4	12	0	.250
New Orleans	3	13	0	.188

* Wild Card for Playoffs

1997 SEASON (8-8 REGULAR SEASON, 0-0 PLAYOFFS) • 3RD PLACE AFC CENTRAL

DATE	OPPONENT	SCORE	W/L	ATT
Aug. 31	OAKLAND	24-21*	W	30,171
Sep. 7	at Miami	13-16*	L	64,439
Sep. 14	BYE			
Sep. 21	BALTIMORE	10-36	L	17,737
Sep. 28	at Pittsburgh	24-37	L	57,507
Oct. 5	at Seattle	13-16	L	49,897
Oct. 12	CINCINNATI	30-7	W	17,071
Oct. 19	WASHINGTON	28-14	W	31,042
Oct. 26	at Arizona	41-14	W	44,030
Nov. 2	JACKSONVILLE	24-30	L	27,208
Nov. 9	NY GIANTS	10-6	W	26,744
Nov. 16	at Jacksonville	9-17	L	70,070
Nov. 23	BUFFALO	31-14	W	23,571
Nov. 27	at Dallas	27-14	W	63,421
Dec. 4	at Cincinnati	14-41	L	49,086
Dec. 14	at Baltimore	19-21	L	60,558
Dec. 21	PITTSBURGH	16-6	W	50,677

* Overtime

	TITANS	OPP
Total First Downs	288	292
Rushing	130	79
Passing	136	193
Penalty	22	20
3rd Down: Made/Att	92/219	80/205
3rd Down Pct.	42.0	39.0
4th Down: Made/Att	9/14	9/20
4th Down Pct.	64.3	45.0
Possession Avg.	31:27	28:33
Total Net Yards	4919	5231
Avg. Per Game	307.4	326.9
Total Plays	993	992
Avg. Per Play	5.0	5.3
Net Yards Rushing	2414	1573
Avg. Per Game	150.9	98.3
Total Rushes	541	414
Net Yards Passing	2505	3658
Avg. Per Game	156.6	228.6
Sacked/Yards Lost	32/199	35/240
Gross Yards	2704	3898
Att./Comp.	420/220	543/321
Completion Pct.	52.4	59.1
Had Intercepted	13	14
Punts/Average	74/41.6	69/43.6
Net Punting Avg.	74/35.3	69/38.0
Penalties/Yards	103/814	94/830
Fumbles/Ball Lost	31/13	32/18
Touchdowns	36	35
Rushing	17	12
Passing	15	21
Returns	4	2

BY PERIODS	1	2	3	4	OT	PTS
Oilers	74	107	55	94	3	333
Opponents	54	93	77	83	3	310

SCORING	TD	RU	PA	RT	PAT	FG	S	TP
Del Greco	0	0	0	0	32/32	27/35	0	113
McNair	8	8	0	0			0	48
E. George	7	6	1	0			0	44
Wycheck	4	0	4	0			0	25
Davis	4	0	4	0			0	24
Sanders	3	0	3	0			0	18
Thomas	3	3	0	0			0	18
Robertson	2	0	0	2			0	12
Kent	1	0	1	0			0	6
D. Lewis	1	0	0	1			0	6
Norgard	1	0	1	0			0	6
Russell	1	0	1	0			0	6
D. Walker	1	0	0	1			0	6
Oilers	36	17	15	7	32/32	27/35	0	333
Opponents	35	12	21	2	34/34	22/30	0	310

2-Pt Conversions: E. George, Wycheck,
Oilers 2-4, Opponents 0-1

RUSHING	No	Yds	Avg	Lg	TD
E. George	357	1399	3.9	30	6
McNair	101	674	6.7	47	8
Thomas	67	310	4.6	25t	3
Harmon	8	30	3.8	14	0
Roby	1	12	12.0	12	0
Ritchey	1	6	6.0	6	0
Krieg	4	-2	-0.5	0	0
Mason	1	-7	-7.0	-7	0
Sanders	1	-8	-8.0	-8	-
Oilers	541	2414	4.5	47	17
Opponents	414	1573	3.8	77t	12

PASSING	Att	Cmp	Pct	Yards	Yds/Att	TD	Int	Lg	Sk/Yds	Rating
McNair	415	216	52.0	2665	6.42	14	13	85t	31/190	70.4
Krieg	2	1	50.0	2	1.0	0	0	2	0/0	56.3
Ritchey	2	2	100.0	15	7.5	0	0	11	1/9	97.9
Davis	1	1	100.0	22	22.0	1	0	22t	0/0	158.3
Oilers	420	220	52.4	2704	6.44	15	13	55t	32/199	71.6
Opponents	543	321	59.1	3898	7.18	21	14	59t	35/240	83.4

RECEIVING	No	Yds	Avg	Lg	TD
Wycheck	63	748	11.9	42	4
Davis	43	564	13.1	46	4
Sanders	31	498	16.1	55t	3
Harmon	16	189	11.8	27	0
Mason	14	186	13.3	38	0
Thomas	14	111	7.9	22	0
Roan	12	159	13.3	26	0
Russell	12	141	11.8	23	1
E. George	7	44	6.3	15	1
Kent	6	55	9.2	19	1
R. Lewis	1	7	7.0	7	0
Norgard	1	2	2.0	2t	1
Oilers	220	2704	12.3	55t	15
Opponents	321	3898	12.1	59t	21

INTERCEPTIONS	No	Yds	Avg	Lg	TD
Robertson	5	127	25.4	48	0
D. Lewis	5	115	23.0	47t	1
D. Walker	2	53	26.5	39t	1
R. Jones	1	24	24.0	24	0
Bowden	1	9	9.0	9	0
Bishop	0	0	0.0	0	0
Oilers	14	328	23.4	48	2
Opponents	13	48	3.7	24	0

PUNTING	No	Yds	Avg	Net	TB	In	Lg	B
Roby	73	3049	41.8	35.6	1	25	59	0
Del Greco	1	32	32.0	12.0	1	0	32	0
Oilers	74	3081	41.6	35.3	2	25	59	0
Opponents	69	3007	43.6	38.0	7	22	64	0

PUNT RETURNS	No	FC	Yds	Avg	Lg	TD
Gray	17	10	144	8.5	30	0
Mason	13	3	95	7.3	29	0
Archie	1	0	5	5.0	5	0
Robertson	1	0	0	0.0	0	0
Oilers	32	13	244	7.6	30	0
Opponents	36	23	430	11.9	52	0

KICKOFF RETURNS	No	Yds	Avg	Lg	TD
Mason	26	551	21.2	54	0
Thomas	17	346	20.4	33	0
Gray	8	185	23.1	33	0
Archie	2	24	12.0	15	0
Roan	2	20	10.0	12	0
Harmon	1	16	16.0	16	0
Layman	1	5	5.0	5	0
Wycheck	1	3	3.0	3	0
Oilers	58	1150	19.8	54	0
Opponents	71	1528	21.5	51	0

FIELD GOALS	1-19	20-29	30-39	40-49	50+
Del Greco	2/2	6/6	10/11	7/14	2/2
Oilers	2/2	6/6	10/11	7/14	2/2
Opponents	0/0	7/9	8/9	7/11	0/1

Del Greco: (30G, 37G, 33G) (24G, 37G, 43N) (45G, 41N) (43N, 37G, 47G, 26G) (37G, 43G) (40N, 47G, 45G, 19G) () (52G, 42G) (33N, 36G, 41N) (31G, 44N) (41N, 35G) (51G) (29G, 19G) () (25G, 40G) (34G, 29G, 26G)

Opponents: (46N) (25N, 23G, 22G, 29G) (38G, 46N, 42G, 49G, 34G, 36G) (48N, 48G, 25G, 44G) (38G) () (43N) () (30G, 30G, 37G) (42G, 40G) (23G) (36B) () (26G, 40G) (50B, 27B) (23G, 36G)

SACKS
Holmes 7.0, G. Walker 7.0, Ford 5.0, Bowden 2.5, Lyons 2.5, Evans 2.0, Hall 2.0, Robertson 2.0, Bishop 1.5, S. Jackson 1.0, L. Jones 1.0, Marts 1.0, Stewart 0.5
Oilers 35.0, Opponents 32.0

TACKLES (Solo-Assists-Total)
Wortham (61-36-97), Bowden (53-31-84), Bishop 68-14-82), D. Walker (56-12-68), Robertson (44-18-62), Lewis (48-11-59), Ford (38-12-50), Marts 39-11-50), G. Walker 31-13-44), Jackson (34-7-41), Cook (25-8-33), Holmes (28-5-33), Stewart (26-6-32), Evans (23-3-26), L. Jones (21-5-26), Robertson (16-9-25), Lyons (12-8-20), Barnes (9-2-11), Dorsett (5-3-8), Hall (6-2-8), Robinson (7-1-8), McCullough (4-0-4), Halapin (3-0-3), R. Jones (2-0-2), Killens (1-0-1), Thomas (1-0-1)
Team Totals: 661-217-878

USUAL STARTING LINEUP

OFFENSE

WR Chris Sanders (81)
LT Brad Hopkins (72)
LG Bruce Matthews (74)
C Mark Stepanoski (53)
RG Kevin Donnalley (77)
RT Jon Runyan (75)
TE Frank Wycheck (88)
WR Willie Davis (84)
QB Steve McNair (9)
RB Eddie George (27)
HB Michael Roan (80)

DEFENSE

LE Anthony Cook (78)
LT Gary Walker (96)
RT Henry Ford (92)
RE James Roberson (90)
LLB Joe Bowden (58)
MLB Barron Wortham (52)
RLB Lonnie Marts (56)
LCB Denard Walker (25)
RCB Darryll Lewis (29)
SS Blaine Bishop (23)
FS Marcus Robertson (31)

SPECIALISTS

K Al Del Greco (3)
P Reggie Roby (7)

Pro Bowl

All-Pro

GM: Floyd Reese; **Head Coach:** Jeff Fisher
Asst. Coaches: Les Steckel (off. coord./QB), Gregg Williams (def. coord.), Bart Andrus (off. asst./qual. control), Greg Brown (DB), O'Neill Gilbert (LB), Jerry Gray (def. asst./qual. control), George Henshaw (off. line/TE), Alan Lowry (WR), Mike Munchak (OL), Rex Norris (DL), Russ Purnell (ST), Sherman Smith (RB), Steve Watterson (strength & rehab.)

AMERICAN FOOTBALL CONFERENCE STANDINGS

AFC EAST	W	L	T	Pct
New England	10	6	0	.625
* Miami	9	7	0	.563
N.Y. Jets	9	7	0	.563
Buffalo	6	10	0	.375
Indianapolis	3	13	0	.188
AFC CENTRAL	W	L	T	Pct
Pittsburgh	11	5	0	.688
* Jacksonville	11	5	0	.688
Tennessee	8	8	0	.500
Cincinnati	7	9	0	.438
Baltimore	6	9	1	.406
AFC WEST	W	L	T	Pct
Kansas City	13	3	0	.813
* Denver	12	4	0	.750
Seattle	8	8	0	.500
Oakland	4	12	0	.250
San Diego	4	12	0	.250

NATIONAL FOOTBALL CONFERENCE STANDINGS

NFC EAST	W	L	T	Pct
N.Y. Giants	10	5	1	.656
Washington	8	7	1	.531
Philadelphia	6	9	1	.406
Dallas	6	10	0	.375
Arizona	4	12	0	.250
NFC CENTRAL	W	L	T	Pct
Green Bay	13	3</		

1996 SEASON (8-8 REGULAR SEASON, 0-0 PLAYOFFS) • 3RD PLACE AFC CENTRAL (TIED)

DATE	OPPONENT	SCORE	W/L	ATT
Sep. 1	KANSAS CITY	19-20	L	27,725
Sep. 8	at Jacksonville	34-27	W	66,468
Sep. 15	BALTIMORE	29-13	W	20,082
Sep. 22	BYE			
Sep. 29	at Pittsburgh	16-30	L	58,608
Oct. 6	at Cincinnati	30-27*	W	44,680
Oct. 13	at Atlanta	23-13	W	35,401
Oct. 20	PITTSBURGH	23-13	W	50,337
Oct. 27	SAN FRANCISCO	9-10	L	53,664
Nov. 3	at Seattle	16-23	L	36,320
Nov. 10	at New Orleans	31-14	W	34,121
Nov. 17	MIAMI	20-23	L	47,358
Nov. 24	CAROLINA	6-31	L	20,107
Dec. 1	at NY Jets	35-10	W	21,731
Dec. 8	JACKSONVILLE	17-23	L	20,196
Dec. 15	CINCINNATI	13-21	L	15,131
Dec. 22	at Baltimore	24-21	W	52,704

	TITANS	OPP
Total First Downs	287	271
Rushing	110	78
Passing	157	169
Penalty	20	24
3rd Down: Made/Att	79/206	70/199
3rd Down Pct.	38.3	35.2
4th Down: Made/Att	7/11	4/12
4th Down Pct.	63.6	33.3
Possession Avg.	32:02	27:58
Total Net Yards	5048	4610
Avg. Per Game	315.5	288.1
Total Plays	972	956
Avg. Per Play	5.2	4.8
Net Yards Rushing	1950	1385
Avg. Per Game	121.9	86.6
Total Rushes	475	397
Net Yards Passing	3098	3225
Avg. Per Game	193.6	201.6
Sacked/Yards Lost	34/198	35/242
Gross Yards	3296	3467
Att./Comp.	463/272	524/312
Completion Pct.	58.7	59.5
Had Intercepted	15	12
Punts/Average	68/43.7	75/41.0
Net Punting Avg.	68/38.0	75/35.1
Penalties/Yards	91/812	88/672
Fumbles/Ball Lost	26/15	29/14
Touchdowns	35	35
Rushing	12	5
Passing	22	24
Returns	1	6

BY PERIODS	1	2	3	4	OT	PTS
Oilers	105	79	67	91	3	345
Opponents	64	78	48	129	0	319

SCORING	TD	RU	PA	RT	PAT	FG	S	TP
Del Greco	0	0	0	0	35/35	32/38	0	131
George	8	8	0	0			0	48
Davis	6	0	6	0			0	36
Wycheck	6	0	6	0			0	36
Sanders	4	0	4	0			0	24
Harmon	3	1	2	0			0	18
McNair	2	2	0	0			0	12
Russell	2	0	2	0			0	12
Floyd	1	0	1	0			0	6
D. Lewis	1	0	0	1			0	6
Norgard	1	0	1	0			0	6
Thomas	1	1	0	0			0	6
Jackson	0	0	0	0			1	2
Team	0	0	0	0			1	2
Oilers	35	12	22	1	35/35	32/38	2	345
Opponents	35	5	24	6	32/32	25/33	0	319

2-Pt Conversions: Oilers 0-0, Opponents 1-3

RUSHING	No	Yds	Avg	Lg	TD
George	335	1368	4.1	76	8
McNair	31	169	5.5	24t	2
Thomas	49	151	3.1	24t	1
Harmon	29	131	4.5	25	1
Chandler	28	113	4.0	16	0
Davis	1	15	15.0	15	0
Wycheck	2	3	1.5	3	0
Oilers	475	1950	4.1	76	12
Opponents	397	1385	3.5	26	5

PASSING	Att	Cmp	Pct	Yards	Yds/Att	TD	Int	Lg	Sk/Yds	Rating
Chandler	320	184	57.5	2099	6.56	16	11	63t	25/153	79.7
McNair	143	88	61.5	1197	8.37	6	4	83t	9/45	90.6
Oilers	463	272	58.7	3296	7.12	22	15	83t	34/198	83.0
Opponents	524	312	59.5	3467	6.62	24	12	86t	35/242	85.0

RECEIVING	No	Yds	Avg	Lg	TD
Wycheck	53	511	9.6	29	6
Sanders	48	882	18.4	83t	4
Harmon	42	488	11.6	43	2
Davis	39	464	11.9	49	6
Russell	34	421	12.4	29	2
George	23	182	7.9	17	0
Thomas	13	128	9.8	33	0
Floyd	10	145	14.5	63t	1
R. Lewis	7	50	7.1	18	0
Wilson	2	24	12.0	14	0
Norgard	1	1	1.0	1t	1
Oilers	272	3296	12.1	83t	22
Opponents	312	3467	11.1	86t	24

INTERCEPTIONS	No	Yds	Avg	Lg	TD
D.Lewis	5	103	20.6	53	1
Robertson	4	44	11.0	27	0
Dishman	1	7	7.0	7	0
Bishop	1	6	6.0	6	0
Robinson	1	2	2.0	2	0
Oilers	12	162	13.5	53	1
Opponents	15	222	14.8	42t	3

PUNTING	No	Yds	Avg	Net	TB	In	Lg	B
Roby	67	2973	44.4	38.0	7	25	68	1
Oilers	68	2973	43.7	38.0	7	25	68	1
Opponents	75	3073	41.0	35.1	8	16	62	0

PUNT RETURNS	No	FC	Yds	Avg	Lg	TD
Gray	22	15	205	9.3	40	0
Floyd	7	3	74	10.6	32	0
Oilers	29	18	279	9.6	40	0
Opponents	31	14	251	8.1	46	0

KICKOFF RETURNS	No	Yds	Avg	Lg	TD
Gray	50	1224	24.5	88	0
Thomas	5	80	16.0	35	0
Harmon	4	69	17.3	20	0
Archie	2	24	12.0	13	0
McKeehan	2	6	3.0	6	0
Wycheck	2	5	2.5	5	0
Roan	1	13	13.0	13	0
Oilers	66	1421	21.5	88	0
Opponents	78	1675	21.5	47	0

FIELD GOALS	1-19	20-29	30-39	40-49	50+
Del Greco	0/0	7/7	14/16	10/12	1/3
Oilers	0/0	7/7	14/16	10/12	1/3
Opponents	0/0	6/7	13/16	6/9	0/1

Del Greco: (34G, 44G, 33G, 22G, 55N) (32G, 29G) (41G, 44G) (47N) (40G, 32G, 49G) (51N, 27G, 35G, 33G) (22G, 32G, 48G) (38G, 56G, 39G) (35G, 36G, 45G, 37B) (25G) (30G, 33G) (24G, 45G) (44N, 27G) (46G, 34N, 42G) (37G)

Opponents: (35G, 43G) (38G, 37G, 31N) (33G, 36G, 36G) (42G, 31G, 40G) (26G, 38N, 29G) (27G) (25G, 35G, 47N, 44G, 23N) (29G, 49G) (39N, 34G, 44G, 29G) (49G) (30G) (51N, 34G, 38G, 31G) (47N) (1)

SACKS
Cook 7.5, Barrow 6.0, Walker 5.5, Young 4.0, Bowden 3.0, Robertson 3.0, Jackson 2.0, Wortham 2.0, Ford 1.0, Mix 1.0

Oilers 35.0, Opponents 34.0

TACKLES (Solo-Assists-Total)
Bishop (73-36-109), Barrow (67-39-106), Robertson (57-25-82), Wortham (49-29-78), Bowden (46-27-73), D. Lewis (56-13-69), Dishman (42-15-57), Jackson (36-9-45), Walker (30-15-45), Cook (25-19-44), Ford (24-15-39), Robinson (22-9-31), Young (15-11-26), Roberson (14-12-26), L. Jones (12-2-14), Evans (4-7-11), Mix (6-2-8), Mills (3-5) Stewart (5-0-5), Cole (4-0-4), Barnes (3-1-4), Halapin (2-0-2), Burton (1-0-1), A. Smith (0-1-1)

Team Totals: 596-289-885

USUAL STARTING LINEUP	
OFFENSE	
WR	Chris Sanders (81)
LT	Brad Hopkins (72)
LG	Bruce Matthews (74)
C	Mark Stepnoski (53)
RG	Kevin Donnalley (77)
RT	Irv Eatman (75)
TE	Roderick Lewis (88)
WR	Willie Davis (86)
QB	Chris Chandler (12)
	Steve McNair (9)
RB	Eddie George (27)
FB	Frank Wycheck (89)
DEFENSE	
LE	Anthony Cook (78)
LT	Gary Walker (96)
RT	Henry Ford (92)
RE	Robert Young (99)
LLB	Joe Bowden (58)
MLB	Barron Wortham (52)
RLB	Michael Barrow (56)
LCB	Cris Dishman (28)
RCB	Darryll Lewis (29)
SS	Blaine Bishop (23)
FS	Marcus Robertson (31)

SPECIALISTS	
K	Al Del Greco (3)
P	Reggie Roby (7)

ADDITIONAL PRO BOWL (SPECIAL TEAMS)
John Henry Mills

Pro Bowl
All-Pro

GM: Floyd Reese; **Head Coach:** Jeff Fisher
Asst. Coaches: Jerry Rhome (off. coord.), Steve Sidwell (def. coord.), Dick Coury (off. asst./passing game), Alan Lowry (def. asst./qual. control), Mike Munchak (off. asst./qual. control), Rex Norris (DL), Rod Perry (DB), Russ Pur-nell (ST), Warren "Rennie" Simmons (OL), Sherman Smith (RB), Les Steckel (WR/TE), Steve Watterson (strength & rehab.), Gregg Williams (LB)

AMERICAN FOOTBALL CONFERENCE STANDINGS				
AFC EAST	W	L	T	Pct
New England	11	5	0	.688
* Buffalo	10	6	0	.625
* Indianapolis	9	7	0	.563
Miami	8	8	0	.500
N.Y. Jets	1	15	0	.063
AFC CENTRAL	W	L	T	Pct
Pittsburgh	10	6	0	.625
* Jacksonville	9	7	0	.563
Cincinnati	8	8	0	.500
Houston	8	8	0	.500
Baltimore	4	12	0	.250
AFC WEST	W	L	T	Pct
Denver	13	3	0	.813
Kansas City	9	7	0	.563
San Diego	8	8	0	.500
Oakland	7	9	0	.438
Seattle	7	9	0	.438

NATIONAL FOOTBALL CONFERENCE STANDINGS				
NFC EAST	W	L	T	Pct
Dallas	10	6	0	.625
* Philadelphia	10	6	0	.625
Washington	9	7	0	.563
Arizona	7	9	0	.438
N.Y. Giants	6	10	0	.375
NFC CENTRAL	W	L	T	Pct
Green Bay	13	3	0	.813
* Minnesota	9	7	0	.563
Chicago	7	9	0	.438
Tampa Bay	6	10	0	.375
Detroit	5	11	0	.313
NFC WEST	W	L	T	Pct
Carolina	12	4	0	.750
* San Francisco	12	4	0	.750
St. Louis	6	10	0	.375
Atlanta	3	13	0	.188
New Orleans	3	13	0	.188

* Wild Card for Playoffs

1995 SEASON (7-9 REGULAR SEASON, 0-0 PLAYOFFS) • 2ND PLACE AFC CENTRAL (TIED)

DATE	OPPONENT	SCORE	W/L	ATT
Sep. 3	at Jacksonville	10-3	W	72,363
Sep. 10	PITTSBURGH	17-34	L	44,122
Sep. 17	CLEVELAND	7-14	L	36,077
Sep. 24	at Cincinnati	38-28	W	46,332
Oct. 1	JACKSONVILLE	16-17	L	36,346
Oct. 8	at Minnesota	17-23*	L	56,430
Oct. 15	BYE			
Oct. 22	at Chicago	32-35	L	63,545
Oct. 29	TAMPA BAY	19-7	W	31,489
Nov. 5	at Cleveland	37-10	W	57,881
Nov. 12	CINCINNATI	25-32	L	32,998
Nov. 19	at Kansas City	13-20	L	77,576
Nov. 26	DENVER	42-33	W	36,113
Dec. 3	at Pittsburgh	7-21	L	56,013
Dec. 10	DETROIT	17-24	L	35,842
Dec. 17	NY JETS	23-6	W	35,873
Dec. 24	at Buffalo	28-17	W	45,253

* Overtime

	TITANS	OPP
Total First Downs	295	267
Rushing	109	85
Passing	157	157
Penalty	29	25
3rd Down: Made/Att	99/228	71/212
3rd Down Pct.	43.4	33.5
4th Down: Made/Att	7/12	5/15
4th Down Pct.	58.3	33.3
Possession Avg.	32:12	27:48
Total Net Yards	4905	4651
Avg. Per Game	306.6	290.7
Total Plays	1046	983
Avg. Per Play	4.7	4.7
Net Yards Rushing	1664	1526
Avg. Per Game	104.0	95.4
Total Rushes	478	400
Net Yards Passing	3241	3125
Avg. Per Game	202.6	195.3
Sacked/Yards Lost	32/271	30/200
Gross Yards	3512	3325
Att./Comp.	536/314	553/289
Completion Pct.	58.6	52.3
Had Intercepted	18	21
Punts/Average	79/40.3	86/42.4
Net Punting Avg.	79/34.6	86/36.1
Penalties/Yards	98/791	118/962
Fumbles/Ball Lost	36/20	28/17
Touchdowns	38	38
Rushing	12	11
Passing	22	24
Returns	4	3

BY PERIODS	1	2	3	4	OT	PTS
Oilers	70	103	85	90	0	348
Opponents	83	98	36	101	6	324

SCORING	TD	RU	PA	RT	PAT	FG	S	TP
Del Greco	0	0	0	0	33/33	27/31	0	114
Sanders	9	0	9	0			0	54
Jeffries	8	0	8	0			0	48
R. Thomas	7	5	2	0			0	44
Butts	4	4	0	0			0	24
Chandler	2	2	0	0			0	14
Wycheck	2	1	1	0			0	12
Bishop	1	0	0	1			0	6
Cecil	1	0	0	1			0	6
D. Lewis	1	0	0	1			0	6
T. McNair	1	0	1	0			0	6
Robinson	1	0	0	1			0	6
Seabron	1	0	1	0			0	6
Cook	0	0	0	0			1	2
Oilers	38	12	22	4	33/33	27/31	1	348
Opponents	38	11	24	3	35/35	19/24	2	324

2-Pt Conversions: Chandler, R. Thomas, Oilers 2-5, Opponents 0-2

RUSHING	No	Yds	Avg	Lg	TD
R. Thomas	251	947	3.8	74t	5
Brown	86	293	3.4	21	0
Butts	71	185	2.6	9	4
T. McNair	19	136	7.2	22	0
Chandler	28	58	2.1	9	2
S. McNair	11	38	3.5	13	0
Furrer	8	20	2.5	11	0
Hannah	1	5	5.0	5	0
Wycheck	1	1	1.0	1t	1

PASSING	Att	Cmp	Pct	Yards	Yds/Att	TD	Int	Lg	Sk/Yds	Rating
Chandler	356	225	63.2	2460	6.91	17	10	76t	21/173	87.8
Furrer	99	48	48.5	483	4.88	2	7	48	5/35	40.1
McNair	80	41	51.3	569	7.11	3	1	53	6/63	81.7
Camarillo	1	0	0.0	0	0.00	0	0	0	0/0	39.6
Oilers	536	314	58.6	3512	6.55	22	18	76t	32/271	77.9
Opponents	553	289	52.3	3325	6.01	24	21	76t	30/200	69.3

	2	-19	-9.5	-6	0
Sanders					
Oilers	478	1664	3.5	74t	12
Opponents	400	1526	3.8	60t	11

RECEIVING	No	Yds	Avg	Lg	TD
Jeffries	61	684	11.2	35t	8
T. McNair	60	501	8.4	25	1
Wycheck	40	471	11.8	36t	1
R. Thomas	39	204	5.2	19	2
Sanders	35	823	23.5	76t	9
Russell	24	321	13.4	57	0
R. Lewis	16	116	7.3	16	0
Seabron	12	167	13.9	34	1
Hannah	10	142	14.2	42	0
Roan	8	46	5.8	11	0
Brown	6	16	2.7	7	0
Butts	2	10	5.0	10	0
Lundy	1	11	11.0	11	0
Oilers	314	3512	11.2	76t	22
Opponents	289	3325	11.5	76t	24

INTERCEPTIONS	No	Yds	Avg	Lg	TD
D. Lewis	6	145	24.2	98t	1
Cecil	3	35	11.7	20t	1
Dishman	3	17	5.7	17	0
Barnes	2	6	3.0	6	0
Harris	2	0	0.0	0	0
Jackson	2	0	0.0	0	0
Bishop	1	62	62.0	62t	1
Robinson	1	49	49.0	49t	1
Davidson	1	3	3.0	3	0
Oilers	21	317	15.1	98t	4
Opponents	18	265	14.7	32t	1

PUNTING	No	Yds	Avg	Net	TB	In	Lg	B
Camarillo	77	3165	41.1	34.8	8	26	60	1
Del Greco	1	15	15.0	15.0	0	0	15	0
Oilers	79	3180	40.3	34.6	8	26	60	1
Opponents	86	3645	42.4	36.1	10	29	58	0

PUNT RETURNS	No	FC	Yds	Avg	Lg	TD
Gray	30	20	303	10.1	20	0
Hannah	5	1	36	7.2	11	0
Oilers	35	21	339	9.7	20	0
Opponents	35	17	288	8.2	72t	1

KICKOFF RETURNS	No	Yds	Avg	Lg	TD
Gray	53	1183	22.3	54	0
R. Thomas	3	48	16.0	23	0
Butts	2	14	7.0	14	0
Lundy	2	28	14.0	17	0
Barnes	1	-4	-4.0	-4	0
Bowden	1	6	6.0	6	0
R. Lewis	1	5	5.0	5	0
Wortham	1	3	-3.0	-3	0
Oilers	64	1277	20.0	54	0
Opponents	78	1467	18.8	47	0

FIELD GOALS	1-19	20-29	30-39	40-49	50+
Del Greco	3/3	3/3	8/8	10/12	3/5
Oilers	3/3	3/3	8/8	10/12	3/5
Opponents	0/0	7/7	5/7	6/8	1/2

Del Greco: (19G) (43G) (41N) (29G, 53G, 32G, 52N) (19G, 50G, 44G) (46N, 39G) (19G, 45G, 41G, 50N, 39G) (44G, 45G, 37G) (40G, 34G, 34G, 23G) () () (47G) (49G, 53G, 24G) (39G, 33G)

Opponents: (36N, 26G) (42G, 40G) () () (22G) (38G) (28G, 22G, 47G, 35G) (38N) (50N, 20G) (33G, 49G, 27G) (47G, 21G) (56G, 48N, 35G) () (36G, 49N) () (44G)

SACKS
Cook 4.5, Ford 4.5, Robinson 3.5, Barrow 3.0, Walker 2.5, Davidson 2.0, Montgomery 2.0, Bishop 1.5, McGhee 1.5, Bowden 1.0, Childress 1.0, Jackson 1.0, D. Lewis 1.0, Wortham 1.0
Oilers 30.0, Opponents 32.0

TACKLES (Solo-Assists-Total)
Bishop (75-22-97), Barrow (54-32-86), Robinson (48-24-72), Cecil (44-16-60), D. Lewis (50-8-58), Dishman (48-10-58), Bowden (38-13-51), Montgomery (26-20-46), Ford (27-16-43), Wortham (23-15-38), Walker (22-10-32), Davidson (16-16-32), Barnes (21-2-23), Cook (13-9-22), Jackson (17-4-21), O. Harris (10-9-19), Veasey (14-3-17), Childress (8-7-15), A. Smith (5-2-7), McGhee (4-3-7), T. Hunter (6-0-6), Evans (2-1-3), Robertson (2-0-2), Hall (1-1-2), Logan (1-0-1)
Team Totals: 575-243-818

USUAL STARTING LINEUP

OFFENSE

WR Haywood Jeffries (84)
LT Brad Hopkins (72)
LG **Bruce Matthews (74)**
C **Mark Stepnoski (53)**
RG Kevin Donnalley (77)
RT David Williams (73)
Irv Eatman (75)
TE Frank Wycheck (89)
WR Chris Sanders (81)
QB Chris Chandler (12)
RB Rodney Thomas (20)
FB Todd McNair (48)

DEFENSE

LE Kenny Davidson (90)
Anthony Cook (78)
LT Gary Walker (86)
Ray Childress (79)
RT Glenn Montgomery (94)
RE Henry Ford (92)
LLB Eddie Robinson (50)
MLB Micheal Barrow (56)
RLB Joe Bowden (58)
LCB Cris Dishman (28)
RCB **Darryll Lewis (29)**
SS **Blaine Bishop (23)**
FS Chuck Cecil (26)

SPECIALISTS

K Al Del Greco (3)
P Rich Camarillo (16)

Pro Bowl

All-Pro

GM: Floyd Reese; Head Coach: Jeff Fisher

Asst. Coaches: Jerry Rhome (off. coord.), Steve Sidwell (def. coord.), Larry Beightol (OL), Dick Coury (off. asst./passing game), Mike Munchak (off. asst./qual. control), Rex Norris (DL), Clancy Pendergast (def. asst./qual. control), Rod Perry (DB), Russ Purnell (ST), Sherman Smith (RB), Les Steckel (WR/TE), Trooper Taylor (minority intern), Steve Watterson (strength & rehab.), Gregg Williams (LB)

AMERICAN FOOTBALL CONFERENCE STANDINGS

AFC EAST	W	L	T	Pct
Buffalo	10	6	0	.625
* Indianapolis	9	7	0	.563
* Miami	9	7	0	.563
New England	6	10	0	.375
N.Y. Jets	3	13	0	.188
AFC CENTRAL	W	L	T	Pct
Pittsburgh	11	5	0	.688
Cincinnati	7	9	0	.438
Houston	7	9	0	.438
Cleveland	5	11	0	.313
Jacksonville	4	12	0	.250
AFC WEST	W	L	T	Pct
Kansas City	13	3	0	.813
* San Diego	9	7	0	.563
Seattle	8	8	0	.500
Denver	8	8	0	.500
Oakland	8	8	0	.500

NATIONAL FOOTBALL CONFERENCE STANDINGS

NFC EAST	W	L	T	Pct
Dallas	12	4	0	.750
* Philadelphia	10	6	0	.625
Washington	6	10	0	.375
N.Y. Giants	5	11	0	.313
Arizona	4	12	0	.250
AFC CENTRAL	W	L	T	Pct
Green Bay	11	5	0	.688
* Detroit	10	6	0	.625
Chicago	9	7	0	.563
Minnesota	8	8	0	.500
Tampa Bay	7	9	0	.438
AFC WEST	W	L	T	Pct
San Francisco	11	5	0	.688
* Atlanta	9	7	0	.563
St. Louis	7	9	0	.438
Carolina	7	9	0	.438
New Orleans	7	9	0	.438

* Wild Card for Playoffs

1994 SEASON (2-14 REGULAR SEASON, 0-0 PLAYOFFS) • 4TH PLACE AFC CENTRAL

DATE	OPPONENT	SCORE	W/L	ATT
Sep. 4	at Indianapolis	21-45	L	47,372
Sep. 11	at Dallas	17-20	L	64,402
Sep. 18	BUFFALO	7-15	L	55,424
Sep. 25	CINCINNATI	20-13	W	44,253
Oct. 3	at Pittsburgh	14-30	L	57,274
Oct. 9	BYE			
Oct. 13	CLEVELAND	8-11	L	50,364
Oct. 24	at Philadelphia	6-21	L	65,233
Oct. 30	at L.A. Raiders	14-17	L	40,473
Nov. 6	PITTSBURGH	9-12*	L	47,822
Nov. 13	at Cincinnati	31-34	L	54,908
Nov. 21	NY GIANTS	10-13	L	53,201
Nov. 27	at Cleveland	10-34	L	65,088
Dec. 4	ARIZONA	12-30	L	39,821
Dec. 11	SEATTLE	14-16	L	31,453
Dec. 18	at Kansas City	9-31	L	79,319
Dec. 24	NY JETS	24-10	W	31,176

* Overtime

	TITANS	OPP
Total First Downs	278	275
Rushing	97	112
Passing	158	132
Penalty	23	31
3rd Down: Made/Att	78/224	80/219
3rd Down Pct.	34.8	36.5
4th Down: Made/Att	9/18	3/10
4th Down Pct.	50.0	30.0
Possession Avg.	29:06	30:54
Total Net Yards	4481	4915
Avg. Per Game	280.1	307.2
Total Plays	1036	971
Avg. Per Play	4.3	5.1
Net Yards Rushing	1682	2120
Avg. Per Game	105.1	132.5
Total Rushes	417	540
Net Yards Passing	2799	2795
Avg. Per Game	174.9	174.7
Sacked/Yards Lost	65/417	31/168
Gross Yards	3216	2963
Att./Comp.	554/274	400/221
Completion Pct.	49.5	55.3
Had Intercepted	17	14
Punts/Average	96/42.9	82/42.0
Net Punting Avg.	96/36.4	82/36.9
Penalties/Yards	115/959	102/807
Fumbles/Ball Lost	42/25	20/12
Touchdowns	25	37
Rushing	10	17
Passing	13	18
Returns	2	2

BY PERIODS	1	2	3	4	OT	PTS
Oilers	45	56	25	100	0	226
Opponents	57	122	60	110	3	352

SCORING	TD	RU	PA	RT	PAT	FG	S	TP
Del Greco	0	0	0	0	18/18	16/20	0	66
Jeffires	6	0	6	0			0	42
G. Brown	5	4	1	0			0	30
White	4	3	1	0			0	24
Givins	2	0	1	1			0	12
Slaughter	2	0	2	0			0	12
Tolliver	2	2	0	0			0	12
Carter	1	0	1	0			0	6
Coleman	1	0	1	0			0	6
Dishman	1	0	0	1			0	6
Richardson	1	1	0	0			0	6
R. Brown	0	0	0	0			0	2
Lathon	0	0	0	0			1	2
Oilers	25	10	13	2	18/18	16/20	1	226
Opponents	37	17	18	2	34/35	30/31	1	352

2-Pt Conversions: Jeffires 3, R. Brown, Oilers 4-7, Opponents 2-2

RUSHING	No	Yds	Avg	Lg	TD
White	191	757	4.0	33	3
G. Brown	169	648	3.8	18	4
Richardson	30	217	7.2	18	1
Tolliver	12	37	3.1	10	2
Carlson	10	17	1.7	6	0
Tillman	2	12	6.0	9	0
Coleman	1	2	2.0	2	0
Wellman	1	-3	-3.0	-3	0
Givins	1	-5	-5.0	-5	0
Oilers	417	1682	4.0	33	10
Opponents	540	2120	3.9	52	17

PASSING	Att	Cmp	Pct	Yards	Yds/Att	TD	Int	Lg	Sk/Yds	Rating
Tolliver	240	121	50.4	1287	5.36	6	7	44	27/166	62.6
Richardson	181	94	51.9	1202	6.64	6	6	76t	23/136	70.3
Carlson	132	59	44.7	727	5.51	1	4	81	15/115	52.2
Camarillo	1	0	0.00	0	0.00	0	0	0	0/0	39.6
Oilers	554	274	49.5	3216	5.81	13	17	81	65/417	62.5
Opponents	400	221	55.3	2963	7.41	18	14	55	31/168	79.4

RECEIVING	No	Yds	Avg	Lg	TD
Slaughter	68	846	12.4	57	2
Jeffires	68	783	11.5	50	6
Givins	36	521	14.5	76t	1
White	21	188	9.0	41	1
Coleman	20	298	14.9	81	1
G. Brown	18	194	10.8	24	1
Carter	11	74	6.7	19	1
Wellman	10	112	11.2	25	0
McNair	8	78	9.8	21	0
R. Lewis	4	48	12.0	19	0
R. Brown	4	34	8.5	11	0
Hannah	3	24	8.0	11	0
Maston	2	12	6.0	10	0
Mills	1	4	4.0	4	0
Oilers	274	3216	11.7	81	13
Opponents	221	2963	13.4	55	18

INTERCEPTIONS	No	Yds	Avg	Lg	TD
D. Lewis	5	57	11.4	20	0
Dishman	4	74	18.5	38	1
Robertson	3	90	30.0	41	0
Bishop	1	21	21.0	21	0
St. Jackson	1	0	0.0	0	0
Oilers	14	242	17.3	41	1
Opponents	17	188	11.1	41	0

PUNTING	No	Yds	Avg	Net	TB	In	Lg	B
Camarillo	96	4115	42.9	36.4	9	35	58	0
Oilers	96	4115	42.9	36.4	9	35	58	0
Opponents	82	3443	42.0	36.9	7	31	56	0

PUNT RETURNS	No	FC	Yds	Avg	Lg	TD
Givins	37	9	210	5.7	78t	1
Hannah	9	0	58	6.4	13	0
Coleman	2	2	13	6.5	10	0
Dishman	1	0	0	0.0	0	0
Robertson	1	1	0	0.0	0	0
Oilers	50	12	281	5.6	78t	1
Opponents	50	16	438	8.8	82t	1

KICKOFF RETURNS	No	Yds	Avg	Lg	TD
McNair	23	481	20.9	44	0
Mills	15	282	18.8	34	0
St. Jackson	14	285	20.4	40	0
White	8	167	20.9	28	0
Hannah	5	116	23.2	39	0
Tillman	4	51	12.8	19	0
Bishop	2	18	9.0	11	0
Teeter	2	9	4.5	9	0
Givins	1	27	27.0	27	0
Oilers	74	1436	19.4	44	0
Opponents	48	832	17.3	35	0

FIELD GOALS	1-19	20-29	30-39	40-49	50+
Del Greco	0/0	4/5	4/4	7/8	1/3
Oilers	0/0	4/5	4/4	7/8	1/3
Opponents	0/0	10/10	7/7	11/11	2/3

Del Greco: (55N) (41G) () (45G, 24G) (48N) (29N) (21G, 24G) (52N) (32G, 49G, 38G) (34G) (43G) (42G) (38G) () (48G) (28G, 50G, 42G)
Opponents: (42G) (45G, 29G) (37G, 42G, 48G, 29G, 48G) (21G, 49G) (42G, 25G, 22G) (50N, 35G) () (35G) (50G, 39G, 37G, 40G) (50G, 40G) (26G, 37G) (37G, 23G) (25G, 23G) (40G) (21G) (49G)

SACKS
 Lathon 8.5, Childress 6.0, Davidson 6.0, Montgomery 3.0, Barrow 2.5, A. Smith 2.5, Bishop 1.5, St. Jackson 1.0
Oilers 31.0, Opponents 65.0

TACKLES (Solo-Assists-Total)
 A. Smith (97-45-142), Bishop (75-37-112), Robertson (80-31-111), Barrow (57-37-94), Childress (49-19-68), Davidson (47-21-68), Dishman (53-13-66), Robinson (41-25-66), Montgomery (45-19-64), D. Lewis (43-12-55), Lathon (36-16-52), McDowell (18-6-24), Wortham (15-7-22), Roberts (15-4-19), Bowden (7-6-13), St. Jackson (10-2-12), Ford (10-1-11), Teeter (7-0-7), Orlando (5-1-6), McCants (3-2-5), Davis (2-0-2), Faryniarz (1-0-1)
Team Totals: 716-304-1020

USUAL STARTING LINEUP

OFFENSE

WR Haywood Jeffires (80)
 WR Webster Slaughter (84)
 LT Brad Hopkins (72)
 LG John Flannery (55)
C Bruce Matthews (74)
 RG Kevin Donnalley (77)
 RT David Williams (75)
 TE Pat Carter (85)
 WR Ernest Givins (81)
 QB Billy Joe Tolliver(11)
 QB Cody Carlson (14)
 Bucky Richardson (7)
 RB Lorenzo White (44)
 FB Gary Brown (33)

DEFENSE

LE Kenny Davidson (90)
 LT Ray Childress (79)
 RT Glenn Montgomery (94)
 RE Lamar Lathon (57)
 LLB Eddie Robinson (50)
 MLB Al Smith (54)
 RLB Micheal Barrow (56)
 LCB Kris Dishman (28)
 RCB Darryll Lewis (29)
 SS Blaine Bishop (23)
 FS Marcus Robertson (31)

SPECIALISTS

K Al Del Greco (3)
 P Rich Camarillo (16)

Pro Bowl
 All-Pro

GM: Floyd Reese; **Head Coach:** Jack Pardee (10 games), Jeff Fisher (six games)
Asst. Coaches: Kevin Gilbride (asst. head coach/off.), Dick Coury (off. coord.), Jeff Fisher (def. coord.), Charlie Baggett (WR), Tom Bettis (DB), Frank Bush (qual. control), Frank Novak (ST/RB), Jim Stanley (DL), Steve Watterson (strength & rehab.), Gregg Williams (LB), Bob Young (OL)

* Coord. for first 10 games; head coach last six games

AMERICAN FOOTBALL CONFERENCE STANDINGS

AFC EAST	W	L	T	Pct
Miami	10	6	0	.625
* New England	10	6	0	.625
Indianapolis	8	8	0	.500
Buffalo	7	9	0	.438
N.Y. Jets	6	10	0	.375

AFC CENTRAL	W	L	T	Pct
Pittsburgh	12	4	0	.750
* Cleveland	11	5	0	.688
Cincinnati	3	13	0	.188
Houston	2	14	0	.125

AFC WEST	W	L	T	Pct
San Diego	11	5	0	.688
* Kansas City	9	7	0	.563
L.A. Raiders	9	7	0	.563
Denver	7	9	0	.438
Seattle	6	10	0	.375

NATIONAL FOOTBALL CONFERENCE STANDINGS

NFC EAST	W	L	T	Pct
Dallas	12	4	0	.750
N.Y. Giants	9	7	0	.563
Arizona	8	8	0	.500
Philadelphia	7	9	0	.438
Washington	3	13	0	.188

NFC CENTRAL	W	L	T	Pct
Minnesota	10	6	0	.625
* Green Bay	9	7	0	.563
* Detroit	9	7	0	.563
* Chicago	9	7	0	.563
Tampa Bay	6	10	0	.375

NFC WEST	W	L	T	Pct
San Francisco	13	3	0	.813
New Orleans	7	9	0	.438
Atlanta	7	9	0	.438
L.A. Rams	4	12	0	.250

* Wild Card for Playoffs

1993 SEASON (12-4 REGULAR SEASON, 0-1 PLAYOFFS) • 1ST PLACE AFC CENTRAL

DATE	OPPONENT	SCORE	W/L	ATT
Sep. 5	at New Orleans	21-33	L	69,029
Sep. 12	KANSAS CITY	30-0	W	59,780
Sep. 19	at San Diego	17-18	L	58,519
Sep. 26	L.A. RAMS	13-28	L	53,072
Oct. 3	BYE			
Oct. 11	at Buffalo	7-35	L	79,613
Oct. 17	at New England	28-14	W	51,037
Oct. 24	CINCINNATI	28-12	W	50,039
Oct. 31	BYE			
Nov. 7	SEATTLE	24-14	W	50,447
Nov. 14	at Cincinnati	38-3	W	42,347
Nov. 21	at Cleveland	27-20	W	71,668
Nov. 28	PITTSBURGH	23-3	W	61,238
Dec. 5	ATLANTA	33-17	W	58,186
Dec. 12	CLEVELAND	19-17	W	58,720
Dec. 19	at Pittsburgh	26-17	W	57,592
Dec. 25	at San Francisco	10-7	W	61,744
Jan. 2	NY JETS	24-0	W	61,040
Jan. 16	KANSAS CITY	20-28	L	64,011

* Overtime

	TITANS	OPP
Total First Downs	330	289
Rushing	101	73
Passing	208	184
Penalty	21	32
3rd Down: Made/Att	94/211	64/208
3rd Down Pct.	44.5	30.8
4th Down: Made/Att	3/12	12/24
4th Down Pct.	25.0	50.0
Possession Avg.	31:48	28:12
Total Net Yards	5658	4874
Avg. Per Game	353.6	304.6
Total Plays	1066	1003
Avg. Per Play	5.3	4.9
Net Yards Rushing	1792	1273
Avg. Per Game	112.0	79.6
Total Rushes	409	369
Net Yards Passing	3866	3601
Avg. Per Game	241.6	225.1
Sacked/Yards Lost	43/279	52/313
Gross Yards	4145	3914
Att./Comp.	614/357	582/302
Completion Pct.	58.1	51.9
Had Intercepted	25	296
Punts/Average	56/45.3	79/43.7
Net Punting Avg.	56/38.7	79/36.9
Penalties/Yards	132/1005	103/791
Fumbles/Ball Lost	37/20	32/17
Touchdowns	40	26
Rushing	11	9
Passing	23	16
Returns	6	1

BY PERIODS	1	2	3	4	OT	PTS
Oilers	68	131	75	94	0	368
Opponents	40	73	50	75	0	238

SCORING	TD	RU	PA	RT	PAT	FG	S	TP
Del Greco	0	0	0	0	39/40	29/34	0	126
G. Brown	8	6	2	0	0	0	0	48
Jeffries	6	0	6	0	0	0	0	36
Slaughter	5	0	5	0	0	0	0	30
Givins	4	0	4	0	0	0	0	24
Duncan	3	0	3	0	0	0	0	18
Carlson	2	2	0	0	0	0	0	12
White	2	2	0	0	0	0	0	12
Childress	1	0	0	1	0	0	0	6
Dishman	1	0	0	1	0	0	0	6
Harris	1	0	1	0	0	0	0	6
Jackson	1	0	0	1	0	0	0	6
Lewis	1	0	0	1	0	0	0	6
Moon	1	1	0	1	0	0	0	6
Orlando	1	0	0	1	0	0	0	6
Robertson	1	0	0	1	0	0	0	6
Tillman	1	0	1	0	0	0	0	6
Wellman	1	0	1	0	0	0	0	6
Oilers	40	11	26	6	39/40	29/34	1	368
Opponents	26	9	16	1	25/26	19/28	0	238

RUSHING	No	Yds	Avg	Lg	TD
G. Brown	195	1002	5.1	26	6
White	131	465	3.5	14	2
Moon	48	145	3.0	35	1
Tillman	9	94	10.4	34	0

PASSING	Att	Cmp	Pct	Yards	Yds/Att	TD	Int	Lg	Sk/Yds	Rating
Moon	520	303	58.3	3485	6.70	21	21	80t	34/218	75.2
Carlson	90	51	56.7	605	6.72	2	4	47	8/53	66.2
Richardson	4	3	75.0	55	13.75	0	0	34	1/8	116.7
Oilers	614	357	58.1	4145	6.75	23	25	80t	43/279	74.2
Opponents	582	302	51.9	3914	6.73	16	26	53t	52/313	63.9

Carlson	14	41	2.9	10t	2
Givins	6	19	3.2	16	0
Maston	1	10	10.0	10	0
Richardson	2	9	4.5	11	0
Wellman	2	6	3.0	4	0
Coleman	1	1	1.0	1	0
Oilers	409	1792	4.4	35	11
Opponents	369	1273	3.4	29	9

RECEIVING	No	Yds	Avg	Lg	TD
Slaughter	77	904	11.7	41	5
Givins	68	887	13.0	80t	4
Jeffries	66	753	11.4	66t	6
Duncan	41	456	11.1	47	3
White	34	229	6.7	20	0
Wellman	31	430	13.9	44	1
G. Brown	21	240	11.4	38t	2
Coleman	9	129	14.3	25	0
Harris	4	53	13.3	17t	1
R. Brown	2	30	15.0	26	0
Maston	1	14	14.0	14	0
Norgard	1	13	13.0	13	0
Tillman	1	4	4.0	4t	1
Drewrey	1	3	3.0	3	0
Oilers	357	4145	11.6	80t	23
Opponents	302	3914	13.0	53t	16

INTERCEPTIONS	No	Yds	Avg	Lg	TD
Robertson	7	137	19.6	69	0
Dishman	6	74	12.3	30	0
Jackson	5	54	10.8	22t	1
Orlando	3	68	22.7	38t	1
McDowell	3	31	10.3	13	0
Lewis	1	47	47.0	47t	1
Bishop	1	1	1.0	1	0
Oilers	26	412	15.8	69	3
Opponents	25	309	12.4	42	0

PUNTING	No	Yds	Avg	Net	TB	In	Lg	B
Montgomery	54	2462	45.6	39.1	5	13	77	0
Sullivan (TM)	2	73	36.5	26.5	1	1	37	0
Oilers	56	2535	45.3	38.7	6	14	77	0
Opponents	79	3454	43.7	36.9	13	15	71	1

PUNT RETURNS	No	FC	Yds	Avg	Lg	TD
Drewrey	41	19	275	6.7	18	0
Oilers	41	19	275	6.7	18	0
Opponents	28	5	249	8.9	30	0

KICKOFF RETURNS	No	Yds	Avg	Lg	TD
Drewrey	15	293	19.5	34	0
Mills	11	230	20.9	37	0
Coleman	3	37	12.3	16	0
G. Brown	2	29	14.5	16	0
Oilers	31	589	19.0	37	0
Opponents	60	1062	17.7	36	0

FIELD GOALS	1-19	20-29	30-39	40-49	50+
Del Greco	0/0	13/13	8/9	4/5	4/7
Oilers	0/0	13/13	8/9	4/5	4/7
Opponents	1/1	6/7	5/6	4/9	3/5

Del Greco: (50N) (25G, 22G, 50G) (27G) (52G, 25G) () () () (33G, 51G, 39G) (39G) (34N, 28G, 30G) (43G, 21G, 28G) (52G, 43G, 56N, 52N, 21G, 36G) (27G, 48G, 49G, 25G) (41N, 34G, 22G, 33G, 21G) (24G) (38G)

Opponents: (28G, 37G, 18G, 47G) (46N) (34G, 34G, 27G, 27G, 36G, 27G) (47N) (54N) (42B) (53G, 50G) () (46G) (21G, 44G) (42G) (30G) (53G, 46N, 56N) (26G) (47N, 24B) (36N)

SACKS
 Jones 13.0, Fuller 10.0, Childress 9.0, Gl. Montgomery 6.0, L. Williams 3.0, Lathon 2.0, Marshall 2.0, Barrow 1.0, Bishop 1.0, McDowell 1.0, Robinson 1.0, Teeter 1.0, Bowden 1.0
Oilers 52.0, Opponents 43.0

TACKLES (Solo-Assists-Total)
 Smith (67-28-95), Robertson (62-20-82), Dishman (68-10-78), McDowell (56-19-75), Childress (45-13-58), Robinson (42-15-57), Jackson (45-10-55), S. Jones (42-12-54), Gl. Montgomery (35-10-45), Lathon (29-10-39), Fuller (29-8-37), Marshall (28-9-37), Bowden (19-9-28), Bishop (24-3-27), Barrow (21-5-26), Orlando (16-2-18), L. Williams (8-8-16), Lewis (13-1-14), T. Brown (4-0-4), McCants (4-0-4), Teeter (3-2-5), Hoage (3-0-3)
Team Totals: 663-194-857

USUAL STARTING LINEUP

OFFENSE
WR Haywood Jeffries (84)
WR Webster Slaughter (89)
LT Brad Hopkins (72)
LG Mike Munchak (63)
C Bruce Matthews (74)
RG Doug Dawson (66)
RT David Williams (73)
WR Ernest Givins (81)
WR Curtis Duncan (80)
QB Warren Moon (1)
RB Gary Brown (33)
 Lorenzo White (44)

DEFENSE
LE William Fuller (95)
LT Ray Childress (79)
RT Glenn Montgomery (94)
RE Sean Jones (96)
LLB Eddie Robinson (50)
MLB Al Smith (54)
RLB Wilber Marshall (58)
LCB Cris Dishman (28)
RCB Steve Jackson (24)
SS Bubba McDowell (25)
FS Marcus Robertson (31)

SPECIALISTS
K Al Del Greco (3)
P Greg Montgomery (9)

Pro Bowl
All-Pro

GM: Mike Holovak; **Head Coach:** Jack Pardee
Asst. Coaches: Kevin Gilbride (off. coord.), Buddy Ryan (def. coord.), Charlie Baggett (WR), Tom Bettis (DB), Frank Bush (qual. control), Ronnie Jones (LB), Frank Novak (RB), Jim Stanley (DL), Steve Watterson (strength & rehab.), Gregg Williams (ST), Bob Young (OL)

AMERICAN FOOTBALL CONFERENCE STANDINGS

AFC EAST	W	L	T	Pct
Buffalo	12	4	0	.750
Miami	9	7	0	.563
N.Y. Jets	8	8	0	.500
New England	5	11	0	.313
Indianapolis	4	12	0	.250
AFC CENTRAL	W	L	T	Pct
Houston	12	4	0	.750
* Pittsburgh	9	7	0	.563
Cleveland	7	9	0	.438
Cincinnati	3	13	0	.188
AFC WEST	W	L	T	Pct
Kansas City	11	5	0	.688
* L.A. Raiders	10	6	0	.625
* Denver	9	7	0	.563
San Diego	8	8	0	.500
Seattle	6	10	0	.375

NATIONAL FOOTBALL CONFERENCE STANDINGS

NFC EAST	W	L	T	Pct
Dallas	12	4	0	.750
* N.Y. Giants	11	5	0	.688
Philadelphia	8	8	0	.500
Phoenix	7	9	0	.438
Washington	4	12	0	.250
NFC CENTRAL	W	L	T	Pct
Detroit	10	6	0	.625
* Minnesota	9	7	0	.563
* Green Bay	9	7	0	.563
Chicago	7	9	0	.438
Tampa Bay	5	11	0	.313
NFC WEST	W	L	T	Pct
San Francisco	10	6	0	.625
New Orleans	8	8	0	.500
Atlanta	6	10	0	.375
L.A. Rams	5	11	0	.313

* Wild Card for Playoffs

1992 SEASON (10-6 REGULAR SEASON, 0-1 PLAYOFFS) • 2ND PLACE AFC CENTRAL

DATE	OPPONENT	SCORE	W/L	ATT
Sep. 6	PITTSBURGH	24-29	L	63,713
Sep. 13	at Indianapolis	20-10	W	44,851
Sep. 20	KANSAS CITY	23-20*	W	60,955
Sep. 27	SAN DIEGO	27-0	W	57,491
Oct. 4	BYE			
Oct. 11	at Cincinnati	38-24	W	54,254
Oct. 18	at Denver	21-27	L	74,827
Oct. 25	CINCINNATI	26-10	W	58,701
Nov. 1	at Pittsburgh	20-21	L	58,074
Nov. 8	CLEVELAND	14-24	L	57,348
Nov. 15	at Minnesota	17-13	W	56,726
Nov. 22	at Miami	16-19	L	63,597
Nov. 26	at Detroit	24-21	W	73,711
Dec. 7	CHICAGO	24-7	W	62,193
Dec. 13	GREEN BAY	14-16	L	57,285
Dec. 20	at Cleveland	17-14	W	59,898
Dec. 27	BUFFALO	27-3	W	61,742
Jan. 3	at Buffalo	38-41*	L	75,141

* Overtime

	TITANS	OPP
Total First Downs	339	254
Rushing	101	93
Passing	217	139
Penalty	21	22
3rd Down: Made/Att	72/170	68/194
3rd Down Pct.	42.4	35.1
4th Down: Made/Att	3/9	7/14
4th Down Pct.	33.3	50.0
Possession Avg.	31:09	28:51
Total Net Yards	5655	4211
Avg. Per Game	353.4	263.2
Total Plays	958	907
Avg. Per Play	5.9	4.6
Net Yards Rushing	1626	1634
Avg. Per Game	101.6	102.1
Total Rushes	353	412
Net Yards Passing	4029	2577
Avg. Per Game	251.8	161.1
Sacked/Yards Lost	32/202	50/321
Gross Yards	4231	2898
Att./Comp.	573/373	445/248
Completion Pct.	65.1	55.7
Had Intercepted	23	20
Punts/Average	55/45.2	68/43.2
Net Punting Avg.	55/37.3	68/38.6
Penalties/Yards	111/824	114/886
Fumbles/Ball Lost	28/12	24/11
Touchdowns	41	28
Rushing	10	6
Passing	27	20
Returns	4	2

BY PERIODS	1	2	3	4	OT	PTS
Oilers	81	75	80	113	3	352
Opponents	23	96	50	89	0	258

SCORING	TD	RU	PA	RT	PAT	FG	S	TP
Del Greco	0	0	0	0	41/41	21/27	0	104
Givins	10	0	10	0	0	0	0	60
Jeffries	9	0	9	0	0	0	0	54
White	8	7	1	0	0	0	0	48
Slaughter	4	0	4	0	0	0	0	24
L. Harris	2	0	2	0	0	0	0	12
G. Brown	1	1	0	0	0	0	0	6
Carlson	1	1	0	0	0	0	0	6
Childress	1	0	0	1	0	0	0	6
Duncan	1	0	1	0	0	0	0	6
Fuller	1	0	0	1	0	0	0	6
McDowell	1	0	0	1	0	0	0	6
Meads	1	0	0	1	0	0	0	6
Moon	1	1	0	0	0	0	0	6
Oilers	41	10	27	4	41/41	21/27	1	352
Opponents	28	6	20	2	27/28	21/26	0	258

RUSHING	No	Yds	Avg	Lg	TD
White	265	1226	4.6	44	7
Moon	27	147	5.4	23	1
G. Brown	19	87	4.6	26	1
Carlson	27	77	2.9	13	1
Givins	7	75	10.7	44	0
Slaughter	3	20	6.7	10	0
L. Harris	1	8	8.0	8	0
Tillman	1	1	1.0	1	0
Richardson	1	-1	-1.0	-1	0
Gr. Montgomery	2	-14	-7.0	0	0
Oilers	353	1626	4.6	44	10
Opponents	412	1634	4.0	67t	6

PASSING	Att	Cmp	Pct	Yards	Yds/Att	TD	Int	Lg	Sk/Yds	Rating
Moon	346	224	64.7	2521	7.29	18	12	72	16/105	89.3
Carlson	227	149	65.6	1710	7.53	9	11	65	15/90	81.2
Richardson	0	0	0.0	0	0.0	0	0	0	1/7	0
Oilers	573	373	65.1	4231	7.38	27	23	72	32/202	86.1
Opponents	445	248	55.7	2898	6.51	20	20	77t	50/321	71.9

RECEIVING	No	Yds	Avg	Lg	TD
Jeffries	90	913	10.1	47	9
Duncan	82	954	11.6	72	1
Givins	67	787	11.7	41	10
White	57	641	11.2	69t	1
Slaughter	39	486	12.5	36t	4
L. Harris	35	435	12.4	47	2
Coleman	2	10	5.0	6	0
G. Brown	1	5	5.0	5	0
Oilers	373	4231	11.3	72	27
Opponents	248	2898	11.7	77t	20

INTERCEPTIONS	No	Yds	Avg	Lg	TD
Gray	6	24	4.0	22	0
McDowell	3	52	17.3	26t	1
Dishman	3	34	11.3	17	0
Jackson	3	18	6.0	18	0
Robertson	1	27	27.0	27	0
A. Smith	1	26	26.0	26	0
Dumas	1	0	0.0	0	0
Graf	1	0	0.0	0	0
Jones	1	0	0.0	0	0
Oilers	20	181	9.1	27	1
Opponents	23	367	16.0	57	0

PUNTING	No	Yds	Avg	Net	TB	In	Lg	B
Montgomery	53	2487	46.9	37.3	9	14	66	2
Oilers	55	2487	45.2	37.3	9	14	66	2
Opponents	68	2939	43.2	38.6	6	23	65	1

PUNT RETURNS	No	FC	Yds	Avg	Lg	TD
Slaughter	20	8	142	7.1	20	0
Coleman	7	4	35	5.0	19	0
C. Harris	6	0	17	2.8	13	0
Oilers	33	12	194	5.9	20	0
Opponents	31	2	255	8.2	25	0

KICKOFF RETURNS	No	Yds	Avg	Lg	TD
Coleman	14	290	20.7	28	0
C. Harris	10	206	20.6	42	0
Tillman	10	157	15.7	33	0
Lewis	8	171	21.4	26	0
Slaughter	1	21	21.0	21	0
G. Brown	1	15	15.0	15	0
Gl. Montgomery	1	13	13.0	13	0
Flannery	1	12	12.0	12	0
Oilers	46	885	19.2	42	0
Opponents	63	989	15.7	35	0

FIELD GOALS	1-19	20-29	30-39	40-49	50+
Del Greco	3/3	8/9	5/6	4/8	1/1
Oilers	3/3	8/9	5/6	4/8	1/1
Opponents	0/0	6/7	7/8	5/7	3/4

Del Greco: (36G) (27G, 29N, 20G) (21G, 54G, 39G) (49G, 46N) (39G) (43N) (27G, 47N) (29G, 19G, 39N) () (30G) (24G, 41G, 23G, 41N) (46N, 30G) (19G) () (47G) (28G, 18G)
Opponents: (30G, 25G, 37G) (37G) (31G, 52G, 20N) () (29G, 43N) (45G, 28G) (24G) () (44G, 52N) (42G, 51G) (38G, 40G, 29G, 52G) () () (39G, 36G, 20G) (42N) (40G, 33N)

SACKS
 Childress 13.0, L. Williams 11.0, Jones 8.5, Fuller 8, Lathon 1.5, McDowell 1.5, Alm 1.0, Graf 1.0, Jackson 1.0, Lewis 1.0, Robinson 1.0, A. Smith 1.0, Gl. Montgomery 0.5
Oilers 50.0, Opponents 32.0

TACKLES (Solo-Assists-Total)
 A. Smith (68-52-120), Childress (64-26-90), J. Gray (56-15-71), McDowell (56-15-71), Robertson (39-32-71), Lathon (40-14-54), Robinson (33-21-54), Jones (34-19-53), Fuller (42-10-52), Dishman (27-13-40), Alm (24-11-35), L. Williams (24-11-35), Jackson (22-11-33), Lewis (21-6-27), Graf (13-9-22), Dumas (13-6-19), D. Smith (11-4-15), Peguee (2-6-8), Meads (2-5-7), Gl. Montgomery (5-1-6), Seale (5-0-5), T. Brown (4-1-5), Orlando (2-3-5), R. Johnson (2-3-5), Roberts (1-0-1), Veasey (1-0-1)
Oilers: (611-294-905)

USUAL STARTING LINEUP

OFFENSE

WR Haywood Jeffries (84)
 WR Webster Slaughter (89)
 Leonard Harris (83)
 LT Don Maggs (78)
LG Mike Munchak (63)
C Bruce Matthews (74)
 RG Doug Dawson (66)
 RT David Williams (73)
WR Ernest Givins (81)
WR Curtis Duncan (80)
QB Warren Moon (1)
 Cody Carlson (6)
RB Lorenzo White (44)

DEFENSE

LE William Fuller (95)
LT Ray Childress (79)
 RT Jeff Alm (76)
 Doug Smith (99)
 RE Sean Jones (96)
 LLB Lamar Lathon (57)
MLB Al Smith (54)
 RLB Eddie Robinson (50)
 LCB Chris Dishman (28)
 RCB Jerry Gray (21)
 SS Bubba McDowell (25)
 FS Marcus Robertson (31)

SPECIALISTS

K Al Del Greco (3)
 P Greg Montgomery (9)

Pro Bowl
 All-Pro

GM: Mike Holovak; **Head Coach:** Jack Pardee
Asst. Coaches: Kevin Gilbride (off. coord.), Jim Eddy (def. coord.), Frank Bush (LB), Frank Novak (RB), Chris Palmer (WR), Richard Smith (ST/asst. OL), Jim Stanley (DL), Steve Watterson (strength & rehab.), Gregg Williams (qual. control coord.), Bob Young (OL)

AMERICAN FOOTBALL CONFERENCE STANDINGS

AFC EAST	W	L	T	Pct
Miami	11	5	0	.688
* Buffalo	11	5	0	.688
Indianapolis	9	7	0	.563
N.Y. Jets	4	12	0	.250
New England	2	14	0	.125
AFC CENTRAL	W	L	T	Pct
Pittsburgh	11	5	0	.688
* Houston	10	6	0	.625
Cleveland	7	9	0	.438
Cincinnati	5	11	0	.313
AFC WEST	W	L	T	Pct
San Diego	11	5	0	.688
* Kansas City	10	6	0	.625
Denver	8	8	0	.500
L.A. Raiders	7	9	0	.438
Seattle	2	14	0	.125

NATIONAL FOOTBALL CONFERENCE STANDINGS

NFC EAST	W	L	T	Pct
Dallas	13	3	0	.813
* Philadelphia	11	5	0	.688
* Washington	9	7	0	.563
N.Y. Giants	6	10	0	.375
Phoenix	4	12	0	.250
NFC CENTRAL	W	L	T	Pct
Minnesota	11	5	0	.688
Green Bay	9	7	0	.563
Tampa Bay	5	11	0	.313
Chicago	5	11	0	.313
Detroit	5	11	0	.313
NFC WEST	W	L	T	Pct
San Francisco	14	2	0	.875
* New Orleans	12	4	0	.750
Atlanta	6	10	0	.375
L.A. Rams	6	10	0	.375

* Wild Card for Playoffs

1990 SEASON (9-7 REGULAR SEASON, 0-1 PLAYOFFS) • 1ST PLACE AFC CENTRAL (TIED)

DATE	OPPONENT	SCORE	W/L	ATT
Sep. 9	at Atlanta	27-47	L	56,222
Sep. 16	at Pittsburgh	9-20	L	54,814
Sep. 23	INDIANAPOLIS	24-10	W	50,093
Sep. 30	at San Diego	17-7	W	48,762
Oct. 7	SAN FRANCISCO	21-24	L	59,931
Oct. 14	CINCINNATI	48-17	W	53,501
Oct. 21	NEW ORLEANS	23-10	W	57,908
Oct. 28	NY JETS	12-17	L	56,337
Nov. 4	at L.A. Rams	13-17	L	52,628
Nov. 11	BYE			
Nov. 18	at Cleveland	35-23	W	76,726
Nov. 26	BUFFALO	27-24	W	60,130
Dec. 2	at Seattle	10-13*	L	57,592
Dec. 9	CLEVELAND	58-14	W	54,469
Dec. 16	at Kansas City	27-10	W	61,756
Dec. 23	at Cincinnati	20-40	L	60,044
Dec. 30	PITTSBURGH	34-14	W	56,906
Jan. 6	at Cincinnati	14-41	L	60,012

	TITANS	OPP
Total First Downs	376	279
Rushing	97	88
Passing	251	160
Penalty	28	31
3rd Down: Made/Att	94/180	69/177
3rd Down Pct.	52.2	39.0
4th Down: Made/Att	3/12	6/13
4th Down Pct.	25.0	46.2
Possession Avg.	31:35	28:25
Total Net Yards	6222	4635
Avg. Per Game	388.9	289.7
Total Plays	1006	890
Avg. Per Play	6.2	5.2
Net Yards Rushing	1417	1575
Avg. Per Game	88.6	98.4
Total Rushes	328	392
Net Yards Passing	4805	3060
Avg. Per Game	300.3	191.3
Sacked/Yards Lost	39/267	38/272
Gross Yards	5072	3332
Att./Comp.	639/399	460/267
Completion Pct.	62.4	58.0
Had Intercepted	15	21
Punts/Average	34/45.0	62/38.7
Net Punting Avg.	34/36.6	62/35.0
Penalties/Yards	135/1009	134/1015
Fumbles/Ball Lost	34/21	22/12
Touchdowns	49	37
Rushing	10	12
Passing	37	18
Returns	2	7

BY PERIODS	1	2	3	4	OT	PTS
Oilers	83	152	70	100	0	405
Opponents	54	95	71	84	3	307

SCORING	TD	RU	PA	RT	PAT	FG	S	TP
White	12	8	4	0			0	72
Garcia	0	0	0	0	26/28	14/20	0	68
Givins	9	0	9	0			0	54
Jeffries	8	0	8	0			0	48
Zendejas	0	0	0	0	20/21	7/12	0	41
T. Jones	6	0	6	0			0	36
Hill	5	0	5	0			0	30
Harris	3	0	3	0			0	18
Moon	2	2	0	0			0	12
Duncan	1	0	1	0			0	6
Ford	1	0	1	0			0	6
R. Johnson	1	0	0	1			0	6
Kinard	1	0	0	1			0	6
Childress	0	0	0	0			1	2
Oilers	49	10	37	2	46/49	21/32	1	405
Opponents	37	12	18	7	34/37	17/21	0	307

RUSHING	No	Yds	Avg	Lg	TD
White	168	702	4.2	22	8
Pinkett	66	268	4.1	19	0
Moon	55	215	3.9	17	2
V. Jones	14	75	5.4	14	0
Givins	3	65	21.7	31	0
Carlson	11	52	4.7	16	0
Rozier	10	42	4.2	11	0
T. Jones	1	-2	-2.0	-2	0
Oilers	328	1417	4.3	31	10
Opponents	392	1575	4.0	56t	12

PASSING	Att	Cmp	Pct	Yards	Yds/Att	TD	Int	Lg	Sk/Yds	Rating
Moon	584	362	62.0	4689	8.03	33	13	87t	36/252	96.8
Carlson	55	37	67.3	383	6.96	4	2	53t	3/15	96.3
Oilers	639	399	62.4	5072	7.94	37	15	87t	39/267	96.7
Opponents	460	267	58.0	3332	7.24	18	21	78t	38/272	74.7

RECEIVING	No	Yds	Avg	Lg	TD
Jeffries	74	1048	14.2	87t	8
Hill	74	1019	13.8	57	5
Givins	72	979	13.6	80t	9
Duncan	66	785	11.9	37t	1
White	39	368	9.4	29	4
T. Jones	30	409	13.6	47	6
Harris	13	172	13.2	42t	3
Pinkett	11	85	7.7	38	0
Ford	10	98	9.8	24	1
McNeil	5	63	12.6	16	0
Rozier	5	46	9.2	24	0
Oilers	399	5072	12.7	87t	37
Opponents	267	3332	12.5	78t	18

INTERCEPTIONS	No	Yds	Avg	Lg	TD
R. Johnson	8	100	12.5	35	1
Kinard	4	75	18.8	47	0
Dishman	4	50	12.5	42	0
McDowell	2	11	5.5	11	0
Meads	1	32	32.0	32	0
Allen	1	27	27.0	27	0
Knight	1	0	0	0	0
Oilers	21	295	14.0	47	1
Opponents	15	237	15.8	82t	2

PUNTING	No	Yds	Avg	Net	TB	In	Lg	B
Montgomery	34	1530	45.0	36.6	5	7	60	0
Oilers	34	1530	45.0	36.6	5	7	60	0
Opponents	62	2402	38.7	35.0	3	20	55	1

PUNT RETURNS	No	FC	Yds	Avg	Lg	TD
McNeil	30	20	172	5.7	26	0
Duncan	0	1	0	--	0	0
Oilers	30	21	172	5.7	26	0
Opponents	23	0	186	7.1	52t	1

KICKOFF RETURNS	No	Yds	Avg	Lg	TD
McNeil	27	551	20.4	64	0
Ford	14	219	15.6	23	0
Pinkett	4	91	22.8	28	0
Norgard	2	0	0.0	0	0
Oilers	47	861	18.3	64	0
Opponents	71	1329	18.7	101t	1

FIELD GOALS	1-19	20-29	30-39	40-49	50+
Garcia	0/0	5/5	4/5	5/7	0/3
Zendejas	0/0	2/3	3/5	2/4	0/0
Oilers	0/0	7/8	7/10	7/11	0/3
Opponents	1/1	5/6	8/8	2/4	1/2

Garcia: () () () () () () (42G, 40N, 49G, 52N) (22G, 31G) (51N) (25G, 36G) (29G) (45G) (32G, 39N, 26G) (29G, 36G, 42N) (50N, 47G, 45G)
 Zendejas: () (49N, 42N) (36N, 30G) (36N, 27N, 34G) () (22G, 23G) (43G, 45G, 33G) () () () () () () ()
 Opponents: (39G, 39G, 36G, 51G) (31G, 27G) (33G) (27N, 45N) (23G) (29G) (20G, 40B) (32G) (19G) (22G) (43G) (39G, 42G) () (35G,) (52N)

SACKS
 S. Jones 12.5, Childress 8.0, Fuller 8.0, E. Johnson 2.5, Meads 2.5, D. Smith 2.0, A. Smith 1.0, Alm 0.5, McDowell 0.5, Gl. Montgomery 0.5
Oilers 38.0, Opponents 39.0

TACKLES (Solo-Assists-Total)
 A. Smith (75-26-101), Meads (65-30-95), Childress (65-20-85), McDowell (55-26-81), Kinard (52-22-74), R. Johnson (54-16-70), Grimsley (35-29-64), Dishman (42-16-58), S. Jones (34-22-56), Fuller (31-19-50), Knight (22-12-34), D. Smith (18-14-32), E. Johnson (16-16-32), Brown (23-6-29), Allen (15-2-17), Lathon (8-2-10), Alm (6-3-9), Gl. Montgomery (6-1-7), Fairs (5-2-7), Orlando (1-2-3), Thomas (2-0-2), Lyles (2-0-2)
Team Totals: 632-286-918

USUAL STARTING LINEUP

OFFENSE	
WR	Haywood Jeffries (84)
WR	Drew Hill (85)
LT	Don Maggs (78)
LG	Mike Munchak (63)
C	Jay Pennison (52)
RG	Bruce Matthews (74)
RT	David Williams (73)
	Dean Steinkuhler (70)
WR	Ernest Givins (81)
WR	Curtis Duncan (80)
QB	Warren Moon (1)
RB	Lorenzo White (44)

DEFENSE	
LE	William Fuller (95)
LT	Ray Childress (79)
RT	Doug Smith (99)
RE	Sean Jones (96)
LLB	John Grimsley (59)
MLB	Al Smith (54)
RLB	Johnny Meads (91)
LCB	Cris Dishman (28)
RCB	Richard Johnson (23)
SS	Bubba McDowell (25)
FS	Terry Kinard (27)

SPECIALISTS	
K	Teddy Garcia (8)
	Tony Zendejas (7)
P	Greg Montgomery (9)

Pro Bowl
[All-Pro](#)

GM: Mike Holovak; **Head Coach:** Jack Pardee
Asst. Coaches: Kevin Gilbride (off. coord.), Jim Eddy (def. coord.), Frank Novak (RB), Chris Palmer (WR), Richard Smith (ST/LB), Jim Stanley (DL), Pat Thomas (DB), Steve Watterson (strength & rehab.), Bob Young (OL)

AMERICAN FOOTBALL CONFERENCE STANDINGS

AFC EAST	W	L	T	Pct
Buffalo	13	3	0	.813
* Miami	12	4	0	.750
Indianapolis	7	9	0	.438
N.Y. Jets	6	10	0	.375
New England	1	15	0	.063
AFC CENTRAL	W	L	T	Pct
Cincinnati	9	7	0	.563
* Houston	9	7	0	.563
Pittsburgh	9	7	0	.563
Cleveland	3	13	0	.188
AFC WEST	W	L	T	Pct
L.A. Raiders	12	4	0	.750
* Kansas City	11	5	0	.688
Seattle	9	7	0	.563
San Diego	6	10	0	.375
Denver	5	11	0	.313

NATIONAL FOOTBALL CONFERENCE STANDINGS

NFC EAST	W	L	T	Pct
N.Y. Giants	13	3	0	.813
* Philadelphia	10	6	0	.625
* Washington	10	6	0	.625
Dallas	7	9	0	.438
Phoenix	5	11	0	.313
NFC CENTRAL	W	L	T	Pct
Chicago	11	5	0	.688
Tampa Bay	6	10	0	.375
Detroit	6	10	0	.375
Green Bay	6	10	0	.375
Minnesota	6	10	0	.375
NFC WEST	W	L	T	Pct
San Francisco	14	2	0	.875
* New Orleans	8	8	0	.500
L.A. Rams	5	11	0	.313
Atlanta	5	11	0	.313

* Wild Card for Playoffs

1989 SEASON (9-7 REGULAR SEASON, 0-1 PLAYOFFS) • 2ND PLACE AFC CENTRAL (TIED)

DATE	OPPONENT	SCORE	W/L	ATT
Sep. 10	at Minnesota	7-38	L	54,015
Sep. 17	at San Diego	34-27	W	42,013
Sep. 24	BUFFALO	41-47*	L	57,278
Oct. 1	MIAMI	39-7	W	53,326
Oct. 8	at New England	13-23	L	59,828
Oct. 15	at Chicago	33-28	W	64,383
Oct. 22	PITTSBURGH	27-0	W	59,091
Oct. 29	at Cleveland	17-28	L	78,765
Nov. 5	DETROIT	35-31	W	48,056
Nov. 13	CINCINNATI	26-24	W	60,694
Nov. 19	L.A. RAIDERS	23-7	W	59,198
Nov. 26	at Kansas City	0-34	L	51,342
Dec. 3	at Pittsburgh	23-16	W	40,541
Dec. 10	TAMPA BAY	20-17	W	54,532
Dec. 17	at Cincinnati	7-61	L	47,510
Dec. 23	CLEVELAND	20-24	L	58,852
Dec. 31	PITTSBURGH	23-26*	L	58,306

* Overtime

	TITANS	OPP
Total First Downs	327	314
Rushing	112	119
Passing	185	165
Penalty	30	30
3rd Down: Made/Att	83/203	87/191
3rd Down Pct.	40.9	45.5
4th Down: Made/Att	10/14	10/13
4th Down Pct.	71.4	76.9
Possession Avg.	31:59	28:01
Total Net Yards	5427	5211
Avg. Per Game	339.2	325.7
Total Plays	1028	940
Avg. Per Play	5.3	5.5
Net Yards Rushing	1928	1669
Avg. Per Game	120.5	104.3
Total Rushes	495	437
Net Yards Passing	3499	3542
Avg. Per Game	218.7	221.4
Sacked/Yards Lost	37/287	36/277
Gross Yards	3786	3819
Att./Comp.	496/295	467/269
Completion Pct.	59.5	57.6
Had Intercepted	16	21
Punts/Average	58/41.8	56/37.6
Net Punting Avg.	56/36.1	56/34.0
Penalties/Yards	149/1153	109/903
Fumbles/Ball Lost	39/17	25/16
Touchdowns	41	52
Rushing	16	20
Passing	23	28
Returns	2	4

BY PERIODS	1	2	3	4	OT	PTS
Oilers	50	128	85	102	0	365
Opponents	95	106	97	108	6	412

SCORING	TD	RU	PA	RT	PAT	FG	S	TP
Zendejas	0	0	0	0	40/40	25/37	0	115
Hill	8	0	8	0			0	48
Highsmith	6	4	2	0			0	36
Duncan	5	0	5	0			0	30
White	5	5	0	0			0	30
Moon	4	4	0	0			0	24
Givins	3	0	3	0			0	18
Harris	2	0	2	0			0	12
Jeffries	2	0	2	0			0	12
Pinkett	2	2	0	0			0	12
Rozier	2	2	0	0			0	12
Dishman	1	0	0	1			0	6
Seale	1	0	0	1			0	6
McDowell	0	0	0	0			1	2
Oilers	41	16	23	2	40/40	25/37	2	365
Opponents	52	20	28	4	49/50	17/21	0	412

RUSHING	No	Yds	Avg	Lg	TD
Highsmith	128	531	4.1	25	4
Pinkett	94	449	4.8	60	1
White	104	349	3.4	33	5
Rozier	88	301	3.4	17	2
Moon	70	268	3.8	19	4
Montgomery	3	17	5.7	11	0
T. Johnson	4	16	4.0	8	0
Duncan	1	0	0.0	0	0
Carlson	3	-3	-1.0	0	0
Oilers	495	1928	3.9	60	16
Opponents	437	1669	3.8	58t	20

PASSING	Att	Cmp	Pct	Yards	Yds/Att	TD	Int	Lg	Sk/Yds	Rating
Moon	464	280	60.3	3631	7.83	23	14	55	35/267	88.9
Carlson	31	15	48.4	155	5.00	0	1	23	2/20	49.8
Zendejas	1	0	0.0	0	0.00	0	1	0	0/0	0.0
Oilers	496	295	59.5	3786	7.63	23	16	55	37/287	85.5
Opponents	467	269	57.6	3819	8.18	28	21	80t	36/277	85.4

RECEIVING	No	Yds	Avg	Lg	TD
Hill	66	938	14.2	50	8
Givins	55	794	14.4	48	3
Jeffries	47	619	13.2	45t	2
Duncan	43	613	14.3	55	5
Pinkett	31	239	7.7	23	1
Highsmith	18	201	11.2	32	2
Harris	13	202	15.5	36	2
White	6	37	6.2	11	0
Verhulst	4	48	12.0	21	0
Jackson	4	31	7.8	18	0
Rozier	4	28	7.0	8	0
Mrosko	3	28	9.3	14	0
T. Johnson	1	8	8.0	8	0
Oilers	295	3786	12.8	55	23
Opponents	269	3819	14.2	80t	28

INTERCEPTIONS	No	Yds	Avg	Lg	TD
Brown	5	54	10.8	41	0
Lyles	4	66	16.5	48	0
McDowell	4	65	16.3	21	0
Dishman	4	31	7.8	31	0
Eaton	3	33	11.0	20	0
R. Johnson	1	0	0.0	0	0
Donaldson	0	14	--	14	0
Oilers	21	263	12.5	48	0
Opponents	16	171	10.7	43	0

PUNTING	No	Yds	Avg	Net	TB	In	Lg	B
Montgomery	56	2422	43.3	36.1	7	15	63	2
Oilers	56	2422	41.8	36.1	7	15	63	2
Opponents	56	2107	37.6	34.0	4	10	55	3

PUNT RETURNS	No	FC	Yds	Avg	Lg	TD
K. Johnson	19	21	122	6.4	19	0
Oilers	19	21	122	6.4	19	0
Opponents	24	7	191	8.0	28	0

KICKOFF RETURNS	No	Yds	Avg	Lg	TD
K. Johnson	21	372	17.7	39	0
White	17	303	17.8	29	0
Harris	14	331	23.6	63	0
T. Johnson	13	224	17.2	27	0
Mrosko	3	46	15.3	19	0
Williams	2	8	4.0	8	0
Fairs	1	1	1.0	1	0
Lyles	1	0	0.0	0	0
Gl. Montgomery	1	0	0.0	0	0
Verhulst	1	0	0.0	0	0
Oilers	74	1285	17.4	63	0
Opponents	59	1024	17.4	97t	1

FIELD GOALS	1-19	20-29	30-39	40-49	50+
Zendejas	1/1	8/9	9/14	5/11	2/2
Oilers	1/1	8/9	9/14	5/11	2/2
Opponents	2/2	3/3	9/10	3/5	0/1

Zendejas: () (24G, 47N, 32G, 44N, 24N) (26G, 47B, 52G, 37N) (32G, 40G, 32G) (46G, 22G), (27G, 19G, 42N) (41G, 31N, 51G, 41N) (23G) () (32G, 42G, 37G, 28G) (20G, 20G, 46G) (39N) (37N) (30G, 37G) (32N) (30G, 48G, 37G)
Opponents: (35G, 51N) () (43G, 26G) () (30G, 45N, 34G, 43G) () () (47G) (38G) () (31G, 39B, 34G) (18G, 37G, 18G) (21G, 48N) (27G, 30G) (32G)

SACKS
 Childress 8.5, Fuller 6.5, Jones 6.0, Meads 4.0, Brown 3.0, Fairs 2.5, Lyles 2.0, Gl. Montgomery 1.5, McDowell 1.0, D. Smith 1.0
Oilers 36.0, Opponents 37.0

TACKLES (Solo-Assists-Total)
 Grimsley (72-30-102), McDowell (63-25-88), A. Smith (47-25-72), Lyles (43-22-65), Brown (49-14-63), Donaldson (35-27-62), Meads (35-26-61), Childress (38-19-57), Allen (47-6-53), Eaton (26-18-44), Fuller (31-11-42), Jones (21-14-35), Fairs (22-11-33), Dishman (27-3-30), Byrd (20-10-30), D. Smith (17-6-23), R. Johnson (17-5-22), Kozak (9-1-10), Bell (3-0-3), Brantley (2-1-3)
Team Totals: 651-293-944

USUAL STARTING LINEUP

OFFENSE
 WR Drew Hill (85)
 LT Bruce Davis (77)
LG Mike Munchak (63)
 C Jay Pennison (52)
RG Bruce Matthews (74)
 RT Dean Steinkuhler (70)
 TE Bob Mrosko (87)
 WR Ernest Givins (81)
QB Warren Moon (1)
 RB Mike Rozier (30)
 FB Alonzo Highsmith (32)

DEFENSE
 LE Ray Childress (79)
 NT Doug Smith (99)
 RE Richard Byrd (71)
 Sean Jones (96)
 OLB Robert Lyles (93)
 ILB John Grimsley (59)
 ILB Al Smith (54)
 OLB Johnny Meads (91)
 LCB Steve Brown (24)
 RCB Patrick Allen (29)
 SS Bubba McDowell (25)
 FS Jeff Donaldson (31)

SPECIALISTS
 K Tony Zendejas (7)
 P Greg Montgomery (9)

Pro Bowl
 All-Pro

GM: Mike Holovak; **Head Coach:** Jerry Glanville
Asst. Coaches: Kevin Gilbride (QB), Kim Helton (OL), Frank Novak (RB), Floyd Reese (LB), Nick Saban (DB), Ray Sherman (WR), Doug Shively (DL), Richard Smith (ST/TE), Steve Watterson (strength & rehab.)

AMERICAN FOOTBALL CONFERENCE STANDINGS

AFC EAST	W	L	T	Pct
Buffalo	9	7	0	.563
Indianapolis	8	8	0	.500
Miami	8	8	0	.500
New England	5	11	0	.313
N.Y. Jets	4	12	0	.250

AFC CENTRAL	W	L	T	Pct
Cleveland	9	6	1	.594
* Houston	9	7	0	.563
* Pittsburgh	9	7	0	.563
Cincinnati	8	8	0	.500

AFC WEST	W	L	T	Pct
Denver	11	5	0	.688
Kansas City	8	7	1	.531
L.A. Raiders	8	8	0	.500
Seattle	7	9	0	.438
San Diego	6	10	0	.375

NATIONAL FOOTBALL CONFERENCE STANDINGS

NFC EAST	W	L	T	Pct
N.Y. Giants	12	4	0	.750
* Philadelphia	11	5	0	.688
Washington	10	6	0	.625
Phoenix	5	11	0	.313
Dallas	1	15	0	.063

NFC CENTRAL	W	L	T	Pct
Minnesota	10	6	0	.625
Green Bay	10	6	0	.625
Detroit	7	9	0	.438
Chicago	6	10	0	.375
Tampa Bay	5	11	0	.313

NFC WEST	W	L	T	Pct
San Francisco	14	2	0	.875
* L.A. Rams	11	5	0	.688
New Orleans	9	7	0	.563
Atlanta	3	13	0	.188

* Wild Card for Playoffs

1988 SEASON (10-6 REGULAR SEASON, 1-1 PLAYOFFS) • 2ND PLACE AFC CENTRAL (TIED)

DATE	OPPONENT	SCORE	W/L	ATT
Sep. 4	at Indianapolis	17-14*	W	57,251
Sep. 11	L.A. RAIDERS	38-35	W	46,050
Sep. 18	at NY Jets	3-45	L	64,683
Sep. 25	NEW ENGLAND	31-6	W	38,646
Oct. 2	at Philadelphia	23-32	L	64,692
Oct. 9	KANSAS CITY	7-6	W	39,134
Oct. 16	at Pittsburgh	34-14	W	52,229
Oct. 23	at Cincinnati	21-44	L	54,659
Oct. 30	WASHINGTON	41-17	W	48,781
Nov. 7	CLEVELAND	24-17	W	51,467
Nov. 13	at Seattle	24-27	L	60,446
Nov. 20	PHOENIX	38-20	W	43,843
Nov. 24	at Dallas	25-17	W	50,845
Dec. 4	PITTSBURGH	34-37	L	47,791
Dec. 11	CINCINNATI	41-6	W	50,269
Dec. 18	at Cleveland	23-28	L	74,610
Dec. 24	at Cleveland	24-23	W	74,977
Jan. 1	at Buffalo	10-17	L	79,532

* Overtime

	TITANS	OPP
Total First Downs	308	304
Rushing	141	94
Passing	148	170
Penalty	19	40
3rd Down: Made/Att	84/202	82/207
3rd Down Pct.	41.6	39.6
4th Down: Made/Att	7/13	8/14
4th Down Pct.	53.8	57.1
Possession Avg.	31:11	28:49
Total Net Yards	5205	4858
Avg. Per Game	325.3	303.6
Total Plays	1010	985
Avg. Per Play	5.2	4.9
Net Yards Rushing	2249	1592
Avg. Per Game	140.6	99.5
Total Rushes	558	431
Net Yards Passing	2956	3266
Avg. Per Game	184.8	204.1
Sacked/Yards Lost	24/210	42/353
Gross Yards	3166	3619
Att./Comp.	428/218	512/281
Completion Pct.	50.9	54.9
Had Intercepted	18	22
Punts/Average	65/38.8	80/37.2
Net Punting Avg.	65/34.1	80/31.9
Penalties/Yards	125/1150	118/947
Fumbles/Ball Lost	33/17	33/20
Touchdowns	51	46
Rushing	26	20
Passing	21	22
Returns	4	4

BY PERIODS	1	2	3	4	OT	PTS
Oilers	84	137	100	100	3	424
Opponents	85	112	71	97	0	365

SCORING	TD	RU	PA	RT	PAT	FG	S	TP
Zendejas	0	0	0	0	48/50	22/34	0	114
Rozier	11	10	1	0	0	0	0	66
Hill	10	0	10	0	0	0	0	60
Pinkett	9	7	2	0	0	0	0	54
Givins	5	0	5	0	0	0	0	30
Moon	5	5	0	0	0	0	0	30
Highsmith	2	2	0	0	0	0	0	12
Brown	1	0	0	1	0	0	0	6
Bryant	1	0	0	1	0	0	0	6
Carlson	1	1	0	0	0	0	0	6
Dishman	1	0	0	1	0	0	0	6
Drewrey	1	0	1	0	0	0	0	6
Duncan	1	0	1	0	0	0	0	6
Jeffries	1	0	1	0	0	0	0	6
Pease	1	1	0	0	0	0	0	6
White	1	0	0	1	0	0	0	6
Fairs	0	0	0	0	0	1	2	2
Seale	0	0	0	0	0	1	2	2
Oilers	51	26	21	4	48/50	22/34	2	424
Opponents	46	20	22	4	43/46	14/18	2	365

RUSHING	No	Yds	Avg	Lg	TD
Rozier	251	1002	4.0	28	10
Pinkett	122	513	4.2	27	7
Highsmith	94	466	5.0	42	2
White	31	115	3.7	16	0
Moon	33	88	2.7	14	5
Carlson	12	36	3.0	10	1
Givins	4	26	6.5	10	0
Tillman	3	5	1.7	2	0

PASSING	Att	Cmp	Pct	Yards	Yds/Att	TD	Int	Lg	Sk/Yds	Rating
Moon	294	160	54.4	2327	7.91	17	8	57t	12/120	88.4
Carlson	112	52	46.4	775	6.92	4	6	51t	10/72	59.2
Pease	22	6	27.3	64	2.91	0	4	21	2/18	0.0
Oilers	428	218	50.9	3166	7.40	21	18	57t	24/210	74.2
Opponents	512	281	54.9	3619	7.07	22	22	80t	42/353	73.7

Pease	8	-2	-0.3	4t	1
Oilers	558	2249	4.0	42	26
Opponents	431	1592	3.7	44t	20

RECEIVING	No	Yds	Avg	Lg	TD
Hill	72	1141	15.8	57t	10
Givins	60	976	16.3	46	5
Duncan	22	302	13.7	36	1
Highsmith	12	131	10.9	28	0
Pinkett	12	114	9.5	51t	2
Drewrey	11	172	15.6	55	1
Rozier	11	99	9.0	18	1
Harris	10	136	13.6	42	0
Williams	6	46	7.7	10	0
Jeffries	2	49	24.5	42	1
Oilers	218	3166	14.5	57t	21
Opponents	281	3619	12.9	80t	22

INTERCEPTIONS	No	Yds	Avg	Lg	TD
Donaldson	4	29	7.3	23	0
Bryant	3	56	18.7	36t	1
R. Johnson	3	0	0.0	0	0
Brown	2	48	24.0	44t	1
Lyles	2	3	1.5	3	0
K. Johnson	1	51	51.0	51	0
Seale	1	46	46.0	46	0
Allen	1	23	23.0	21	0
D. Smith	1	20	20.0	20	0
Fuller	1	9	9.0	9	0
Grimsley	1	9	9.0	9	0
Bostic	1	7	7.0	7	0
Byrd	1	1	1.0	1	0
Oilers	22	302	13.7	51	2
Opponents	18	289	16.1	73	1

PUNTING	No	Yds	Avg	Net	TB	In	Lg	B
Montgomery	65	2523	38.8	34.1	5	12	61	0
Oilers	65	2523	38.8	34.1	5	12	61	0
Opponents	80	2973	37.2	31.9	10	14	60	5

PUNT RETURNS	No	FC	Yds	Avg	Lg	TD
K. Johnson	30	6	170	5.7	16	0
Duncan	4	2	47	11.8	26	0
Drewrey	2	2	8	4.0	8	0
Oilers	36	10	225	6.3	26	0
Opponents	35	9	206	5.9	18	0

KICKOFF RETURNS	No	Yds	Avg	Lg	TD
Harris	34	678	19.9	56	0
White	8	196	24.5	90t	1
Pinkett	7	137	19.6	29	0
K. Johnson	6	157	26.2	56	0
Donaldson	1	5	5.0	5	0
Drewrey	1	10	10.0	10	0
Duncan	1	34	34.0	34	0
R. Johnson	1	2	2.0	2	0
Tillman	1	13	13.0	13	0
Oilers	60	1232	20.5	90t	1
Opponents	69	1362	19.7	92t	1+

FIELD GOALS	1-19	20-29	30-39	40-49	50+
Zendejas	1/1	3/5	7/8	9/16	2/4
Oilers	1/1	3/5	7/8	9/16	2/4
Opponents	0/0	4/4	1/2	8/10	1/2

Zendejas: (47B, 26N, 35G), (19G) (30G, 26N, 48N) (46N, 46N, 49G) (37N, 50N) (50G, 27G) (45N) (41G, 39G) (52N, 47G) (52G) (46N, 37G) (28G, 49G, 47G, 22G) (36G, 41G, 41N) (43G, 48G) (39G, 42G, 35G)

Opponents: (57N) (48N) (47G) (22G, 39G, 41G) (28G, 51G) (46G) (40G) (40G, 46G) (29G) (39N, 45G, 48B) (45G, 27G) (1)

SACKS
Childress 8.5, Fuller 8.5, Meads 8.0, S. Jones 7.5, D. Smith 3.0, Bostic 2.0, Lyles 1.5, Grimsley 1.0, Mikolas 1.0, Seale 1.0
Oilers 42.0, Opponents 24.0

TACKLES (Solo-Assists-Total)
Grimsley (66-45-111), A. Smith (57-39-96), Lyles (58-34-92), Donaldson (53-34-87), Bostic (47-23-70), Meads (43-21-64), Brown (46-17-63), Childress (45-15-60), Fuller (40-16-56), R. Johnson (31-13-44), Allen (33-6-39), S. Jones (22-15-37), Byrd (25-11-36), D. Smith (22-13-35), Seale (14-5-19), Bryant (7-8-15), Dishman (12-0-12), K. Johnson (7-2-9), Fairs (8-0-8), Banks (4-0-4), W. Johnson (2-1-3), Mikolas (1-0-1), Loveall (1-0-1), Caston (0-1-1)
Team Totals: 644-319-963

USUAL STARTING LINEUP

OFFENSE
WR Drew Hill (85)
LT Bruce Davis (77)
LG Mike Munchak (63)
C Jay Pennison (52)
RG Bruce Matthews (74)
RT Dean Steinkuhler (70)
TE Jamie Williams (87)
WR Ernest Givins (81)
QB Warren Moon (1)
RB Mike Rozier (30)
FB Alonzo Highsmith (32)

DEFENSE
LE Ray Childress (79)
NT Doug Smith (99)
Richard Byrd (71)
RE William Fuller (95)
OLB Robert Lyles (93)
ILB John Grimsley (59)
ILB Al Smith (54)
OLB Johnny Meads (91)
LCB Steve Brown (24)
RCB Patrick Allen (29)
SS Keith Bostic (25)
FS Jeff Donaldson (31)

SPECIALISTS
K Tony Zendejas (7)
P Greg Montgomery (9)

Pro Bowl
All-Pro

GM: Ladd Herzog; **Head Coach:** Jerry Glanville
Asst. Coaches: Kim Helton (OL), Milt Jackson (WR), June Jones (QB), Floyd Reese (LB), Nick Saban (DB), Ray Sherman (RB), Doug Shively (DL), Richard Smith (ST/TE), Steve Watterson (strength & rehab.)

AMERICAN FOOTBALL CONFERENCE STANDINGS

AFC EAST	W	L	T	Pct
Buffalo	12	4	0	.750
Indianapolis	9	7	0	.563
New England	9	7	0	.563
N.Y. Jets	8	7	1	.531
Miami	6	10	0	.375
AFC CENTRAL	W	L	T	Pct
Cincinnati	12	4	0	.750
* Cleveland	10	6	0	.625
* Houston	10	6	0	.625
Pittsburgh	5	11	0	.313
AFC WEST	W	L	T	Pct
Seattle	9	7	0	.563
Denver	8	8	0	.500
L.A. Raiders	7	9	0	.438
San Diego	6	10	0	.375
Kansas City	4	11	1	.281

NATIONAL FOOTBALL CONFERENCE STANDINGS

NFC EAST	W	L	T	Pct
Philadelphia	10	6	0	.625
N.Y. Giants	10	6	0	.625
Washington	7	9	0	.438
Phoenix	7	9	0	.438
Dallas	3	13	0	.188
NFC CENTRAL	W	L	T	Pct
Chicago	12	4	0	.750
* Minnesota	11	5	0	.688
Tampa Bay	5	11	0	.313
Detroit	4	12	0	.250
Green Bay	4	12	0	.250
NFC WEST	W	L	T	Pct
San Francisco	10	6	0	.625
* L.A. Rams	10	6	0	.625
New Orleans	10	6	0	.625
Atlanta	5	11	0	.313

* Wild Card for Playoffs

1986 SEASON (5-II REGULAR SEASON, 0-0 PLAYOFFS) • 4TH PLACE AFC CENTRAL

DATE	OPPONENT	SCORE	W/L	ATT
Sep. 7	at Green Bay	31-3	W	54,065
Sep. 14	CLEVELAND	20-23	L	46,049
Sep. 21	at Kansas City	13-27	L	43,699
Sep. 29	PITTSBURGH	16-22*	L	42,001
Oct. 5	at Detroit	13-24	L	41,960
Oct. 12	CHICAGO	7-20	L	46,026
Oct. 19	at Cincinnati	28-31	L	53,844
Oct. 26	L.A. RAIDERS	17-28	L	41,641
Nov. 2	at Miami	7-28	L	43,804
Nov. 9	CINCINNATI	32-28	W	32,130
Nov. 16	at Pittsburgh	10-21	L	49,724
Nov. 23	INDIANAPOLIS	31-17	W	31,792
Nov. 30	at Cleveland	10-13*	L	62,309
Dec. 7	at San Diego	0-27	L	40,103
Dec. 14	MINNESOTA	23-10	W	32,738
Dec. 21	BUFFALO	16-7	W	31,409

* Overtime

	TITANS	OPP
Total First Downs	299	285
Rushing	101	102
Passing	179	137
Penalty	19	46
3rd Down: Made/Att	88/233	79/223
3rd Down Pct.	37.8	35.4
4th Down: Made/Att	4/13	6/12
4th Down Pct.	30.8	50.0
Possession Avg.	30:33	29:27
Total Net Yards	5149	5034
Avg. Per Game	321.8	314.6
Total Plays	1089	1054
Avg. Per Play	4.7	4.8
Net Yards Rushing	1700	2035
Avg. Per Game	106.3	127.2
Total Rushes	490	532
Net Yards Passing	3449	2999
Avg. Per Game	215.6	187.4
Sacked/Yards Lost	48/394	32/201
Gross Yards	3843	3200
Att./Comp.	551/288	490/228
Completion Pct.	52.3	46.5
Had Intercepted	31	16
Punts/Average	89/41.1	94/39.5
Net Punting Avg.	89/35.7	94/33.3
Penalties/Yards	121/1018	85/674
Fumbles/Ball Lost	28/12	31/16
Touchdowns	30	39
Rushing	13	13
Passing	14	25
Returns	3	1

BY PERIODS	1	2	3	4	OT	PTS
Oilers	57	70	71	76	0	274
Opponents	37	131	71	81	9	329

SCORING	TD	RU	PA	RT	PAT	FG	S	TP
Zendejas	0	0	0	0	28/29	22/27	0	94
D. Hill	5	0	5	0			0	30
Wallace	5	3	2	0			0	30
Givins	4	1	3	0			0	24
Rozier	4	4	0	0			0	24
Pinkett	3	2	1	0			0	18
Moon	2	2	0	0			0	12
Woolfolk	2	0	2	0			0	12
Donaldson	1	0	0	1			0	6
Lyles	1	0	0	1			0	6
Moriarty	1	1	0	0			0	6
Munchak	1	0	0	1			0	6
J. Williams	1	0	1	0			0	6
Oilers	30	13	14	3	28/29	22/27	0	274
Opponents	39	13	25	1	38/38	19/29	0	329

RUSHING	No	Yds	Avg	Lg	TD
Rozier	199	662	3.3	19t	4
Pinkett	77	225	2.9	14	2
Wallace	52	218	4.2	19	3
Moon	42	157	3.7	19	2
Givins	9	148	16.4	43t	1
Moriarty	55	137	2.5	9	1
Banks	29	80	2.8	9	0
Woolfolk	23	57	2.5	15	0
Luck	2	12	6.0	8	0
Edwards	1	3	3.0	3	0
Oliver LG	1	1	1.0	1	0
Oliver TM	1	1	1.0	1	0
Oilers	490	1700	3.5	43t	13
Opponents	532	2035	3.8	45	13

PASSING	Att	Cmp	Pct	Yards	Yds/Att	TD	Int	Lg	Sk/Yds	Rating
Moon	488	256	52.5	3489	7.15	13	26	81t	41/332	62.3
Luck	60	31	51.7	341	5.68	1	5	27	7/62	39.7
Givins	2	0	0.0	0	0.00	0	0	0	0/0	39.6
Rozier	1	1	100.0	13	13.00	0	0	13	0/0	118.8
Oilers	551	288	52.3	3843	6.97	14	31	81t	48/394	59.7
Opponents	490	228	46.5	3200	6.53	25	16	85t	32/201	71.5

RECEIVING	No	Yds	Avg	Lg	TD
D. Hill	65	1112	17.1	81t	5
Givins	61	1062	17.4	60	3
Pinkett	35	248	7.1	20	1
Woolfolk	28	314	11.2	30	2
Rozier	24	180	7.5	23	0
J. Williams	22	227	10.3	33	1
Drewrey	18	299	16.6	31	0
Wallace	17	177	10.4	35t	2
Banks	7	71	10.1	17	0
T. Smith	4	72	18.0	25	0
Akiu	4	67	16.8	27	0
Moriarty	2	16	8.0	17	0
Oliver LG	1	-2	-2.0	-2	0
Oliver TM	1	-2	-2.0	-2	0
Oilers	288	3843	13.3	81t	14
Opponents	228	3200	14.0	85t	25

INTERCEPTIONS	No	Yds	Avg	Lg	TD
Lyday	3	24	8.0	24	0
Allen	3	20	6.7	18	0
Brown	2	34	17.0	38	0
Eason	2	16	8.0	11	0
R. Johnson	2	6	3.0	6	0
Lyles	2	0	0.0	0	0
Bostic	1	0	0.0	0	0
Donaldson	1	0	0.0	0	0
Oilers	16	100	6.3	38	0
Opponents	31	325	10.5	36	1

PUNTING	No	Yds	Avg	Net	TB	In	Lg	B
L. Johnson	88	3623	41.2	35.7	9	26	66	0
Zendejas	1	36	36.0	36.0	0	1	36	0
Oilers	89	3659	41.1	35.7	9	27	66	0
Opponents	94	3713	39.5	33.3	12	16	61	1

PUNT RETURNS	No	FC	Yds	Avg	Lg	TD
Drewrey	34	13	262	7.7	25	0
Givins	8	0	80	10.0	17	0
Pinkett	1	2	-1	-1.0	-1	0
Oilers	43	15	341	7.9	25	0
Opponents	40	21	303	7.6	41	0

KICKOFF RETURNS	No	Yds	Avg	Lg	TD
Drewrey	25	500	20.0	32	0
Pinkett	26	519	20.0	48	0
Tasker	3	65	21.7	24	0
Riley	2	17	8.5	10	0
Woolfolk	2	38	19.0	21	0
Madsen	1	0	0.0	0	0
Oilers	59	1139	19.3	48	0
Opponents	32	695	21.7	44	0

FIELD GOALS	1-19	20-29	30-39	40-49	50+
Zendejas	1/1	7/7	7/9	6/7	1/3
Oilers	1/1	7/7	7/9	6/7	1/3
Opponents	0/0	7/7	4/5	7/15	1/2

Zendejas: (20G) (35G, 37G) () (45G, 29G, 23G) (25G, 45N, 19G) (54N) () (48G) () (42G, 25G, 30G, 46G) (44G, 39N) (34G, 32N) (53N, 47G) () (31G, 33G, 36G) (26G, 51G, 22G)
Opponents: (26G, 40N) (34G, 29G, 45G) (47G, 45G) (36N, 42G, 45G, 28G) (48G) (31G, 27G) (49B, 51G, 41N) (47N) (47N) (49N, 47N) () (37G) (23G, 29G) (20G, 35G) (40G) (53N, 42B)

SACKS
 Childress 5.0, Meads 3.5, Byrd 3.0, Lyles 3.0, Abraham 2.0, Baker (Hou) 2.0, Bostic 2.0, D. Smith 2.0, Donaldson 1.5, Brown 1.0, Bush 1.0, Fuller 1.0, Golic 1.0, Grimsley 1.0, R. Johnson 1.0, Madsen 1.0, Taylor 1.0

Oilers 32.0, Opponents 48.0.

TACKLES (Solo-Assists-Total)
 Grimsley (112-87-199), Childress (67-105-172), Abraham (77-59-136), Lyles (78-57-135), Byrd (44-80-124), Meads (59-52-111), Donaldson (58-52-110), Bostic (55-24-79), Brown (64-13-77), Golic (24-42-66), Eason (37-25-62), D. Smith (22-29-51), Allen (36-9-45), R. Johnson (17-6-23), Riley (12-11-23), Fuller (9-13-22), Bush (13-7-20), Fairs (11-4-15), McMillian (8-3-11), Baker (3-6-9), Matthews (6-2-8), Dodge (6-1-7), Banks (5-1-6), Madsen (3-3-6), Parks (3-2-5), Pinkett (4-0-4), Akiu (3-0-3), Oliver (2-0-2), D. Williams (1-0-1), Dressel (1-0-1), L. Johnson (1-0-1), Morgan (1-0-1), Griffin (1-0-1), Tasker (0-1-1) Drewrey (0-1-1), Taylor (0-1-1)

Team Totals: 866-714-1580

USUAL STARTING LINEUP

OFFENSE

- WR Drew Hill (85)
- LT Bruce Matthews (74)
- LG Mike Munchak (63)
- C Jim Romano (55)
- Jay Pennison (52)
- RG Kent Hill (72)
- RT Dean Steinkuhler (70)
- TE Jamie Williams (87)
- WR Ernest Givins (81)
- QB Warren Moon (1)
- RB Mike Rozier (30)
- FB Larry Moriarty (30)
- Butch Woolfolk (40)

DEFENSE

- LE Ray Childress (79)
- NT Doug Smith (99)
- Mike Golic (68)
- RE Richard Byrd (71)
- OLB Robert Lyles (93)
- ILB Avon Riley (53)
- John Grimsley (59)
- ILB Robert Abraham (56)
- OLB Johnny Meads (91)
- LCB Steve Brown (24)
- RCB Patrick Allen (29)
- SS Keith Bostic (25)
- FS Bo Eason (21)
- Jeff Donaldson (31)

SPECIALISTS

- K Tony Zendejas (7)
- P Lee Johnson (11)

Pro Bowl

All-Pro

GM: Ladd Herzeg; **Head Coach:** Jerry Glanville
Asst. Coaches: Dick Jamieson (off. coord./RB), Tom Bettis (DB), Gary Huff (QB), Milt Jackson (WR), Miller McCalmon (ST), Floyd Reese (LB), Doug Shively (DL), Bill Walsh (OL), Steve Watterson (strength & cond.)

AMERICAN FOOTBALL CONFERENCE STANDINGS

AFC EAST	W	L	T	Pct
New England	11	5	0	.688
* N.Y. Jets	10	6	0	.625
Miami	8	8	0	.500
Buffalo	4	12	0	.250
Indianapolis	3	13	0	.188
AFC CENTRAL	W	L	T	Pct
Cleveland	12	4	0	.750
Cincinnati	10	6	0	.625
Pittsburgh	6	10	0	.375
Houston	5	11	0	.313
AFC WEST	W	L	T	Pct
Denver	11	5	0	.688
* Kansas City	10	6	0	.625
Seattle	10	6	0	.625
L.A. Raiders	8	8	0	.500
San Diego	4	12	0	.250

NATIONAL FOOTBALL CONFERENCE STANDINGS

NFC EAST	W	L	T	Pct
N.Y. Giants	14	2	0	.875
* Washington	12	4	0	.750
Dallas	7	9	0	.438
Philadelphia	5	10	1	.344
St. Louis	4	11	1	.281
NFC CENTRAL	W	L	T	Pct
Chicago	14	2	0	.875
Minnesota	9	7	0	.563
Detroit	5	11	0	.313
Green Bay	4	12	0	.250
Tampa Bay	2	14	0	.125
NFC WEST	W	L	T	Pct
San Francisco	10	5	1	.656
* L.A. Rams	10	6	0	.625
Atlanta	7	8	1	.469
New Orleans	7	9	0	.438

* Wild Card for Playoffs

1985 SEASON (5-II REGULAR SEASON, 0-0 PLAYOFFS) • 4TH PLACE AFC CENTRAL

DATE	OPPONENT	SCORE	W/L	ATT
Sep. 8	MIAMI	26-23	W	47,656
Sep. 15	at Washington	13-16	L	53,553
Sep. 22	at Pittsburgh	0-20	L	58,572
Sep. 29	DALLAS	10-17	L	49,686
Oct. 6	at Denver	20-31	L	74,699
Oct. 13	CLEVELAND	6-21	L	38,386
Oct. 20	CINCINNATI	44-27	W	35,590
Oct. 27	at St. Louis	20-10	W	43,190
Nov. 3	KANSAS CITY	23-20	W	41,238
Nov. 10	at Buffalo	0-20	L	21,881
Nov. 17	PITTSBURGH	7-30	L	45,977
Nov. 24	SAN DIEGO	37-35	W	34,336
Dec. 1	at Cincinnati	27-45	L	46,140
Dec. 8	NY GIANTS	14-35	L	36,576
Dec. 15	at Cleveland	21-28	L	50,793
Dec. 22	at Indianapolis	16-34	L	55,818

	TITANS	OPP
Total First Downs	270	356
Rushing	96	150
Passing	149	158
Penalty	25	48
3rd Down: Made/Att	74/218	84/213
3rd Down Pct.	33.9	39.4
4th Down: Made/Att	8/20	10/15
4th Down Pct.	40.0	66.7
Possession Avg.	28:07	31:53
Total Net Yards	4652	6155
Avg. Per Game	290.8	384.7
Total Plays	998	1091
Avg. Per Play	4.7	5.6
Net Yards Rushing	1570	2814
Avg. Per Game	98.1	175.9
Total Rushes	428	588
Net Yards Passing	3028	3341
Avg. Per Game	192.6	208.8
Sacked/Yards Lost	58/441	41/313
Gross Yards	3523	3654
Att./Comp.	512/277	462/260
Completion Pct.	54.1	56.3
Had Intercepted	22	15
Punts/Average	84/41.5	68/39.4
Net Punting Avg.	84/35.5	68/33.3
Penalties/Yards	127/1150	121/908
Fumbles/Ball Lost	41/15	35/20
Touchdowns	32	51
Rushing	13	21
Passing	18	29
Returns	1	1

BY PERIODS	1	2	3	4	OT	PTS
Oilers	24	90	63	107	0	284
Opponents	126	94	112	80	0	412

SCORING	TD	RU	PA	RT	PAT	FG	S	TP
Zendejas	0	0	0	0	29/31	21/27	0	92
Hill	9	0	9	0	0	0	0	54
Rozier	8	8	0	0	0	0	0	48
Woolfolk	5	1	4	0	0	0	0	30
Moriarty	3	3	0	0	0	0	0	18
T. Smith	2	0	2	0	0	0	0	12
Akiu	1	0	0	1	0	0	0	6
Dressel	1	0	1	0	0	0	0	6
Edwards	1	1	0	0	0	0	0	6
McCloskey	1	0	1	0	0	0	0	6
Williams	1	0	1	0	0	0	0	6
Oilers	31	13	18	1	29/31	21/27	0	284
Opponents	50	21	29	1	48/50	19/34	0	412

RUSHING	No	Yds	Avg	Lg	TD
Rozier	133	462	3.5	30	8
Woolfolk	103	392	3.8	43	1
Moriarty	106	381	3.6	18	3
Moon	39	130	3.3	17	0
Edwards	25	96	3.8	19	1
Luck	15	95	6.3	17	0
Tasker	2	16	8.0	13	0
Moroski	2	2	1.0	2	0
L. Johnson	1	0	0.0	0	0
Drewrey	2	-4	-2.0	5	0
Oilers	428	1570	3.7	43	13
Opponents	588	2814	4.8	67	21

PASSING	Att	Cmp	Pct	Yards	Yds/Att	TD	Int	Lg	Sk/Yds	Rating
Moon	377	200	53.1	2709	7.19	15	19	80t	46/366	68.5
Luck	100	56	56.0	572	5.72	2	2	46t	8/50	70.9
Moroski	34	20	58.8	249	7.32	1	1	46	4/25	79.2
Zendejas	1	1	100.0	-7	100.0	0	0	0	0/0	79.2
Oilers	512	277	54.1	3523	6.88	18	22	80t	58/441	69.7
Opponents	462	260	56.3	3654	7.91	29	15	68t	41/313	89.3

RECEIVING	No	Yds	Avg	Lg	TD
Woolfolk	80	814	10.2	80t	4
Hill	64	1169	18.3	57t	9
T. Smith	46	660	14.3	33	2
Williams	39	444	11.4	29	1
Moriarty	17	112	6.6	16	0
Rozier	9	96	10.7	52	0
Edwards	7	71	10.1	31	0
McCloskey	4	29	7.3	24t	1
Dressel	3	17	5.7	12	1
Akiu	2	32	16.0	24	0
Drewrey	2	28	14.0	19	0
Tasker	2	19	9.5	14	0
Holston	1	25	25.0	25	0
Walls	1	7	7.0	7	0
Oilers	277	3523	12.7	80t	18
Opponents	260	3654	14.1	68t	29

INTERCEPTIONS	No	Yds	Avg	Lg	TD
Brown	5	41	8.2	22	0
Eason	3	55	18.3	55	0
Bostic	3	28	9.3	26	0
Kush	2	6	3.0	6	0
Riley	1	14	14.0	14	0
Stensrud	1	0	0.0	0	0
Oilers	15	144	9.6	55	0
Opponents	22	267	12.1	61t	1

PUNTING	No	Yds	Avg	Net	TB	In	Lg	B
L. Johnson	83	3464	41.7	35.7	8	22	65	0
T. Smith	1	26	26.0	26.0	0	1	26	0
Oilers	84	3490	41.5	35.5	8	23	65	0
Opponents	68	2677	39.4	33.3	8	19	56	4

PUNT RETURNS	No	FC	Yds	Avg	Lg	TD
Drewrey	24	10	215	9.0	23	0
Donaldson	6	1	35	5.8	13	0
Oilers	30	11	250	8.3	23	0
Opponents	45	7	345	7.7	31	0

KICKOFF RETURNS	No	Yds	Avg	Lg	TD
Drewrey	26	642	24.7	50	0
Tasker	17	447	26.3	52	0
Walls	12	234	19.5	42	0
Donaldson	5	93	18.6	22	0
Brown	2	45	22.5	28	0
Williams	2	21	10.5	12	0
Breihl	1	5	5.0	5	0
Hill	1	22	22.0	22	0
Lyday	1	6	6.0	6	0
Oilers	67	1515	22.6	52	0
Opponents	39	970	24.9	81	0

FIELD GOALS	1-19	20-29	30-39	40-49	50+
Zendejas	0/0	6/7	8/11	4/6	3/3
Oilers	0/0	6/7	8/11	4/6	3/3
Opponents	0/0	5/7	12/17	1/7	1/3

Zendejas: (35G, 46G) (44G, 35G, 42N, 33N) () (33G, 37N) (27G, 25G) (50G, 27G) (40N, 34G, 28G, 32G) (39G, 38G) (39N, 38G) () (46G, 52G, 51G) (25G, 26G) () (24N) (45G)
Opponents: (33G, 36G, 23G) (34G) (37G, 38G, 40N) (47N, 33N, 36N, 35G, 36N) (37G, 51N, 51N) () (47G, 22G) (30G, 28N, 42N, 33N) (32N, 35G, 39G) (24G, 23G) (52G, 31G, 34G) (47N) (28N, 29G, 48N) () (41B) ()

SACKS
 Baker 5.5, Kush 5.0, Bostic 5.0, Stensrud 5.0, Childress 3.5, Bush 3.0, Eason 2.5, Riley 2.0, D. Smith 2.0, Sochia 2.0, Meads 1.5, Abraham 1.0, Brown 1.0, Byrd 1.0, Donaldson 1.0
Oilers 41.0, Opponents 58.0

TACKLES (Solo-Assists-Total)
 Riley (80-67-147), Childress (71-64-135), Eason (87-44-131), Lyles (60-70-130), Abraham (51-59-110), Bostic (75-34-109), Bush (52-47-99), Grimsley (46-41-87), Brown (63-23-86), Baker (43-39-82), Stensrud (35-30-65), Allen (46-9-57), Byrd (18-33-51), Meads (28-12-40), Donaldson (26-4-30), Smith (15-14-29), Sochia (15-10-25), Kush (21-6-27), Lyday (18-9-27), Johnson (15-1-16), Briehl (6-9-15), McCillian (1-0-1)
Team Totals: 872-625-1499

USUAL STARTING LINEUP

OFFENSE
 WR Tim Smith (83)
 LT Harvey Salem (73)
LG Mike Munchak (63)
 C Jim Romano (55)
 RG John Schuhmacher (62)
 RT Bruce Matthews (74)
 TE Jamie Williams (87)
 WR Drew Hill (85)
 QB Warren Moon (1)
 RB Butch Woolfolk (40)
 FB Larry Moriarty (30)

DEFENSE
 LE Ray Childress (79)
 NT Mike Stensrud (67)
 RE Jesse Baker (75)
 OLB Robert Lyles (93)
 ILB Avon Riley (53)
 ILB Robert Abraham (56)
 OLB Frank Bush (94)
 LCB Steve Brown (24)
 RCB Patrick Allen (29)
 SS Keith Bostic (25)
 FS Bo Eason (21)

SPECIALISTS
 K Tony Zendejas (7)
 P Lee Johnson (11)

Pro Bowl
 All-Pro

GM: Ladd Herzeg; **Head Coach:** Hugh Campbell (14 games), Jerry Glanville (two games)
Asst. Coaches: Joe Faragalli (off. coord.), Jerry Glanville (def. coord.*), Bill Allerheilgen (strength & cond.), John Devlin (inside LB), Gene Gaines (ST/outside LB), Ken Houston (DB), Bruce Lemmerman (WR), Bob Padilla (DL), Al Roberts (off. backs), Bill Walsh (OL)

* Coord. for first 14 games; head coach last two games

AMERICAN FOOTBALL CONFERENCE STANDINGS

AFC EAST	W	L	T	Pct
Miami	12	4	0	.750
* N.Y. Jets	11	5	0	.688
* New England	11	5	0	.688
Indianapolis	5	11	0	.313
Buffalo	2	14	0	.125
AFC CENTRAL	W	L	T	Pct
Cleveland	8	8	0	.500
Cincinnati	7	9	0	.438
Pittsburgh	7	9	0	.438
Houston	5	11	0	.313
AFC WEST	W	L	T	Pct
L.A. Raiders	12	4	0	.750
Denver	11	5	0	.688
Seattle	8	8	0	.500
San Diego	8	8	0	.500
Kansas City	6	10	0	.375

NATIONAL FOOTBALL CONFERENCE STANDINGS

NFC EAST	W	L	T	Pct
Dallas	10	6	0	.625
* N.Y. Giants	10	6	0	.625
Washington	10	6	0	.625
Philadelphia	7	9	0	.438
St. Louis	5	11	0	.313
NFC CENTRAL	W	L	T	Pct
Chicago	15	1	0	.938
Green Bay	8	8	0	.500
Minnesota	7	9	0	.438
Detroit	7	9	0	.438
Tampa Bay	2	14	0	.125
NFC WEST	W	L	T	Pct
L.A. Rams	11	5	0	.688
* San Francisco	10	6	0	.625
New Orleans	5	11	0	.313
Atlanta	4	12	0	.250

* Wild Card for Playoffs

1983 SEASON (2-14 REGULAR SEASON, 0-0 PLAYOFFS) • 4TH PLACE AFC CENTRAL

DATE	OPPONENT	SCORE	W/L	ATT
Sep. 4	GREEN BAY	38-41*	L	44,073
Sep. 11	at L.A. Raiders	6-20	L	37,526
Sep. 18	PITTSBURGH	28-40	L	44,150
Sep. 25	at Buffalo	13-30	L	60,070
Oct. 2	at Pittsburgh	10-17	L	56,901
Oct. 9	DENVER	14-26	L	44,209
Oct. 16	at Minnesota	14-34	L	58,910
Oct. 23	KANSAS CITY	10-13*	L	39,462
Oct. 30	at Cleveland	19-25*	L	68,851
Nov. 6	CINCINNATI	14-55	L	39,706
Nov. 13	DETROIT	27-17	W	40,660
Nov. 20	at Cincinnati	10-38	L	46,375
Nov. 27	at Tampa Bay	24-33	L	38,625
Dec. 4	MIAMI	17-24	L	39,434
Dec. 11	CLEVELAND	34-27	W	29,746
Dec. 18	at Baltimore	10-20	L	20,418

	TITANS	OPP
Total First Downs	295	332
Rushing	120	161
Passing	155	150
Penalty	20	21
3rd Down: Made/Att	87/223	85/205
3rd Down Pct.	39.0	41.5
4th Down: Made/Att	9/16	8/9
4th Down Pct.	56.3	88.9
Possession Avg.	29:40	30:20
Total Net Yards	4900	5632
Avg. Per Game	306.3	352.0
Total Plays	1033	1031
Avg. Per Play	4.7	5.5
Net Yards Rushing	1998	2787
Avg. Per Game	124.9	174.2
Total Rushes	502	576
Net Yards Passing	2902	2845
Avg. Per Game	181.4	177.8
Sacked/Yards Lost	49/384	31/250
Gross Yards	3286	3095
Att./Comp.	482/260	424/252
Completion Pct.	53.9	59.4
Had Intercepted	29	14
Punts/Average	80/39.2	65/39.5
Net Punting Avg.	80/32.8	65/33.0
Penalties/Yards	84/784	104/825
Fumbles/Ball Lost	26/18	34/15
Touchdowns	34	54
Rushing	16	23
Passing	16	26
Returns	2	5

BY PERIODS	1	2	3	4	OT	PTS
Oilers	67	57	67	97	0	288
Opponents	100	157	81	110	12	460

SCORING	TD	RU	PA	RT	PAT	FG	S	TP
Kempf	0	0	0	0	33/34	17/21	0	84
Campbell	12	12	0	0	0	0	0	72
Smith	6	0	6	0	0	0	0	36
Dressel	4	0	4	0	0	0	0	24
Crutchfield LG	3	3	0	0	0	0	0	18
Moriarty	3	3	0	0	0	0	0	18
Renfro	2	0	2	0	0	0	0	12
Arnold	1	0	1	0	0	0	0	6
C. Brown	1	1	0	0	0	0	0	6
S. Brown	1	0	0	1	0	0	0	6
Edwards	1	0	1	0	0	0	0	6
McCloskey	1	0	1	0	0	0	0	6
Roaches	1	0	0	1	0	0	0	6
Walls	1	0	1	0	0	0	0	6
Oilers	34	16	16	2	33/34	17/21	0	288
Opponents	54	23	26	5	49/51	29/36	0	460

RUSHING	No	Yds	Avg	Lg	TD
Campbell	322	1301	4.0	42	12
Crutchfield LG	140	578	4.1	17	3
Crutchfield TM	3	7	2.3	5	0
Moriarty	65	321	4.9	80	3
Craft	55	147	2.7	8	0
Luck	17	55	3.2	17	0
Walls	5	44	8.8	14	0
Nielsen	8	43	5.4	20	0
Edwards	16	40	2.5	9	0
Smith	2	16	8.0	9	0
Manning	2	13	6.5	11	0
Allen	1	5	5.0	5	0
Dressel	1	3	3.0	3	0

PASSING	Att	Cmp	Pct	Yards	Yds/Att	TD	Int	Lg	Sk/Yds	Rating
Luck	217	124	57.1	1375	6.34	8	13	66	16/138	63.4
Nielsen	175	90	51.4	1125	6.41	5	8	48	22/163	62.2
Manning	88	44	50.0	755	8.58	2	8	47	11/83	49.2
Bryant	1	1	100.0	24	24.0	1	0	24	0/0	158.3
James	1	1	100.0	7	7.0	0	0	7	0/0	95.8
Oilers	482	260	53.9	3286	6.82	16	29	66	49/384	61.4
Opponents	424	252	59.4	3095	7.30	26	14	74	31/250	88.7

Renfro	1	3	3.0	3	0
C. Brown	3	0	0.0	1	1
James	1	0	0.0	0	0
Oilers	502	1998	4.0	80	16
Opponents	576	2787	4.8	52	23

RECEIVING	No	Yds	Avg	Lg	TD
Smith	83	1176	14.2	47	6
Dressel	32	316	9.9	35	4
Renfro	23	316	13.7	38	2
Campbell	19	216	11.4	66	0
Crutchfield LG	19	133	7.0	15	0
Bryant	16	211	13.2	26	0
McCloskey	16	137	8.6	20	1
Holston	14	205	14.6	43	0
Walls	12	276	23.0	48	1
Arnold	12	137	11.4	37	1
Craft	12	99	8.3	14	0
Edwards	9	79	8.8	20	1
Casper TM	7	79	11.3	17	0
Moriarty	4	32	8.0	12	0
Kempf	1	7	7.0	7	0
Oilers	260	3286	12.6	66	16
Opponents	252	3095	12.3	74	26

INTERCEPTIONS	No	Yds	Avg	Lg	TD
Tullis	5	65	13.0	44	0
Hatchett LG	4	36	9.0	25	0
Kay	2	31	15.5	27	0
Bostic	2	0	0.0	0	0
Reinfeldt	1	19	19.0	19	0
S. Brown	1	16	16.0	16	0
Bingham	1	4	4.0	4	0
Abraham	1	0	0.0	0	0
Riley	1	0	0.0	0	0
Oilers	14	135	9.6	44	0
Opponents	29	392	13.5	71	2

PUNTING	No	Yds	Avg	Net	TB	In	Lg	B
James	79	3136	39.7	32.8	8	12	53	1
Oilers	80	3136	39.2	32.8	8	12	53	1
Opponents	65	2567	39.5	33.0	13	19	60	0

PUNT RETURNS	No	FC	Yds	Avg	Lg	TD
Roaches	20	9	159	8.0	23	0
Oilers	20	9	159	8.0	23	0
Opponents	47	15	354	7.5	43	0

KICKOFF RETURNS	No	Yds	Avg	Lg	TD
S. Brown	31	795	25.6	93	1
Roaches	34	641	18.9	97	1
Walls	9	110	12.2	25	0
Dressel	4	40	10.0	13	0
Moriarty	2	25	12.5	16	0
Hunt	1	12	12.0	12	0
McCloskey	1	11	11.0	11	0
Tullis	1	16	16.0	16	0
Riley	0	26	--	26	0
Oilers	83	1676	20.2	97	2
Opponents	61	1280	21.0	55	0

FIELD GOALS	1-19	20-29	30-39	40-49	50+
Kempf	1/1	4/4	7/8	4/6	1/2
Oilers	1/1	4/4	7/8	4/6	1/2
Opponents	2/2	6/7	9/11	12/15	0/1

Kempf: (49G, 59N) (40G, 34B, 38G) () (31G, 25G) (34G) () ()
 (32G, 42N) (19G, 24G) () (47G, 21G) (34G) (51G) (23G) (41G, 45N, 39G) (34G)
Opponents: (46G, 42G) (36N, 41B, 26N) (49G, 35G, 20G, 22G) (48G) (18G) (45G, 39G, 30N, 49G, 35G) (44G, 28G, 48N) (31G, 52N, 41G) (37G, 37G, 29G, 30G) (44G, 29G) (35G) (26G) (41N) (19G) (44G, 45G) (48G, 37G)

SACKS
Baker 5.5, Taylor 4.5, Foster 3.5, Bostic 3.0, Hamm 3.0, Brazile 2.5, Sochia 2.5, Stensrud 2.0, Abraham 1.0, Hartwig 1.0, Hunt 1.0, Thompson 1.0, Riley 0.5
Oilers 31.0, Opponents 49.0

TACKLES (Solo-Assists-Total)
Bingham (87-48-135), Abraham (83-34-117), Bostic (70-21-91), Brazile (55-35-90), Hartwig (59-17-76), Riley (56-19-75), Baker (49-17-66), Brown (48-12-60), Tullis (50-9-59), Sochia (45-10-55), Hamm (41-12-53), Hunt (30-7-37), Thompson (29-5-34), Kay (27-4-31), Stensrud (18-8-26), Reinfeldt (15-7-22), Wilson (16-1-17), Foster (8-4-12), Joiner (4-1-5), Meadows (2-0-2)
Oilers (792-271-1063)

USUAL STARTING LINEUP

OFFENSE	
WR	Mike Renfro (83) Steve Bryant (81)
LT	Doug France (77)
LG	Mike Munchak (63)
C	David Carter (58)
RG	Bruce Matthews (74)
RT	Harvey Salem (73)
TE	Chris Dressel (88)
WR	Tim Smith (83)
QB	Gifford Nielsen (7) Oliver Luck (10)
RB	
	Earl Campbell (34)
FB	Larry Moriarty (30)
or TE	Mike McCloskey (89)

DEFENSE	
LE	Bob Hamm (90)
NT	Brian Sochia (72) Mike Stensrud (67)
RE	Jesse Baker (75)
OLB	Avon Riley (53)
ILB	Gregg Bingham (54)
ILB	Robert Abraham (56)
OLB	Robert Brazile (52)
LCB	Steve Brown (24) Bill Kay (22)
RCB	Willie Tullis (20)
SS	Keith Bostic (25)
FS	Carter Hartwig (36)

SPECIALISTS	
K	Florian Kempf (4)
P	John James (6)

Pro Bowl

GM: Ladd Herzog; **Head Coach:** Ed Biles (six games), Chuck Studley (10 games)
Asst. Coaches: O. Kay Dalton (off. coord.), Chuck Studley (def. coord.), Bill Allerheiligen (strength & cond.), Andy Bourgeois (WR), Ken Houston (DB), Elijah Pitts (off. backs), Vic Rapp (TE/ST), Dick Selcer (LB), Ralph Staub (DL), Bill Walsh (OL)

* Coord. for first six games; head coach last 10 games

AMERICAN FOOTBALL CONFERENCE STANDINGS

AFC EAST	W	L	T	Pct
Miami	12	4	0	.750
New England	8	8	0	.500
Buffalo	8	8	0	.500
Baltimore	7	9	0</	

1982 SEASON (1-8 REGULAR SEASON, 0-0 PLAYOFFS) • 13TH PLACE AFC

DATE	OPPONENT	SCORE	W/L	ATT
Sep. 12	at Cincinnati	6-27	L	52,268
Sep. 19	SEATTLE	23-21	W	43,117
Nov. 21	PITTSBURGH	10-24	L	42,338
Nov. 28	at New England	21-29	L	33,602
Dec. 5	at NY Giants	14-17	L	71,184
Dec. 13	DALLAS	7-37	L	51,808
Dec. 19	at Philadelphia	14-35	L	44,119
Dec. 26	CLEVELAND	14-20	L	36,559
Jan. 2	CINCINNATI	27-35	L	26,522

Note: strike-shortened season

	TITANS	OPP
Total First Downs	138	187
Rushing	52	67
Passing	81	106
Penalty	5	14
3rd Down: Made/Att	43/123	60/130
3rd Down Pct.	35.0	46.2
4th Down: Made/Att	8/12	2/6
4th Down Pct.	66.7	33.3
Possession Avg.	27:40	32:20
Total Net Yards	2373	3438
Avg. Per Game	263.7	382.0
Total Plays	551	613
Avg. Per Play	4.3	5.6
Net Yards Rushing	799	1225
Avg. Per Game	88.8	136.1
Total Rushes	225	298
Net Yards Passing	1574	2213
Avg. Per Game	174.9	245.9
Sacked/Yards Lost	39/308	31/240
Gross Yards	1882	2453
Att./Comp.	287/153	284/179
Completion Pct.	53.3	63.0
Had Intercepted	15	3
Punts/Average	55/39.7	38/43.0
Net Punting Avg.	55/33.0	38/36.1
Penalties/Yards	52/424	59/454
Fumbles/Ball Lost	14/11	20/13
Touchdowns	18	30
Rushing	5	10
Passing	12	18
Returns	1	2

BY PERIODS	1	2	3	4	OT	PTS
Oilers	24	27	31	54	0	136
Opponents	48	71	45	81	0	245

SCORING	TD	RU	PA	RT	PAT	FG	S	TP
Casper	6	0	6	0	0	0	0	36
Kempf	0	0	0	0	16/18	4/6	0	28
Craft	4	3	1	0	0	0	0	24
Renfro	3	0	3	0	0	0	0	18
Campbell	2	2	0	0	0	0	0	12
Allen	1	0	1	0	0	0	0	6
Holston	1	0	1	0	0	0	0	6
Reinfeldt*	1	0	0	1	0	0	0	6
Oilers	18	5	12	1	16/18	4/6	0	136
Opponents	30	10	18	2	30/30	11/18	1	245

*recovered fumble in end zone

RUSHING	No	Yds	Avg	Lg	TD
Campbell	157	538	3.4	22	2
Manning	13	85	6.5	24	0
Edwards	15	58	3.9	8	0
Craft	18	42	2.3	10	3
Nielsen	9	37	4.1	9	0
Armstrong	8	15	1.9	5	0
Bailey	1	13	13.0	13	0
Casper	2	9	4.5	8	0
Allen	2	2	1.0	9	0
Oilers	225	799	3.6	24	5
Opponents	298	1225	4.1	90t	10

PASSING	Att	Cmp	Pct	Yards	Yds/Att	TD	Int	Lg	Sk/Yds	Rating
Nielsen	161	87	54.0	1005	6.24	6	8	46	12/92	64.8
Manning LG	132	67	50.8	880	6.67	6	8	54t	29/234	62.1
Manning TM	125	66	52.8	877	7.02	6	6	54t	27/216	71.3
Campbell	1	0	0.0	0	0.0	0	1	0	0/0	0.0
Oilers	287	153	53.3	1882	6.56	12	15	54t	39/308	66.0
Opponents	284	179	63.0	2453	8.64	18	3	62t	31/240	107.3

RECEIVING	No	Yds	Avg	Lg	TD
Casper	36	573	15.9	38	6
Bailey	26	367	14.1	27	0
Craft	23	230	10.0	49	1
Renfro	21	295	14.0	54t	3
Campbell	18	130	7.2	46	0
Armstrong	12	75	6.3	14	0
Edwards	9	53	5.9	21	0
Holston	5	116	23.2	38t	1
Allen	2	35	17.5	23t	1
Thomaselli	1	8	8.0	8	0
Oilers	153	1882	12.3	54t	12
Opponents	179	2453	13.7	62t	18

INTERCEPTIONS	No	Yds	Avg	Lg	TD
Brazile	1	31	31.0	31	0
Bingham	1	8	8.0	8	0
Perry	1	8	8.0	8	0
Oilers	3	47	15.7	31	0
Opponents	15	47	3.1	22	1

PUNTING	No	Yds	Avg	Net	TB	In	Lg	B
James LG	43	1741	40.5	34.1	4	7	56	0
James TM	31	1260	40.6	34.3	2	4	56	0
Parsley	24	926	38.6	31.3	2	3	51	0
Oilers	55	2186	39.7	33.0	4	7	56	0
Opponents	38	1634	43.0	36.1	8	11	73	0

PUNT RETURNS	No	FC	Yds	Avg	Lg	TD
Roaches	19	4	104	5.5	25	0
Oilers	19	4	104	5.5	25	0
Opponents	35	11	293	8.4	24	0

KICKOFF RETURNS	No	Yds	Avg	Lg	TD
Riley	1	27	27.0	27	0
Roaches	21	441	21.0	45	0
T. Wilson	2	40	20.0	26	0
Allen	15	292	19.5	38	0
Tullis	5	91	18.2	28	0
Thomaselli	1	7	7.0	7	0
Smith*	0	7	--	7	0
Oilers	45	905	20.1	45	0
Opponents	26	564	21.7	55	0

*handoff from Roaches

FIELD GOALS	1-19	20-29	30-39	40-49	50+
Kempf	0/0	1/1	3/3	0/1	0/0
Oilers	0/0	1/1	3/3	0/1	0/0
Opponents	1/1	6/6	1/3	2/6	1/3

Kempf: () (24G) (31G) (52N) () () (42N) (35G, 37G)
Opponents: (47N, 43G, 43N, 25G) () (48G) (23G, 25G) (37N, 26G, 42N) (22G, 36G, 53G) () (45B, 18G, 55N, 24G) (51N)

SACKS
Baker 7.5, Brazile 6.5, Bingham 3.0, Kennard 3.0, Skaugstad 3.0, Riley 1.5, Stensrud 1.5, Bethea 1.0, Corker 1.0, Hunt 1.0, Washington 1.0
Oilers 31.0, Opponents 39.0

TACKLES (Solo-Assists-Total)
Hunt (61-24-85), Bingham (63-21-84), Brazile (46-20-66), Perry (37-12-49), Reinfeldt (32-10-42), Riley (27-15-42), Stensrud (21-12-33), Baker (22-10-32), Kennard (20-9-29), Tullis (19-6-25), J. C. Wilson (21-4-25), Hartwig (22-2-24), Skaugstad (13-8-21), Stemrick (17-3-20), Thompson (13-3-16), Taylor (12-3-15), Bethea (10-4-14), Washington (9-5-14), Kay (9-2-11), Abraham (2-1-3)
Oilers (476-174-650)

USUAL STARTING LINEUP

OFFENSE	
WR	Harold Bailey (80)
LT	John Schuhmacher (62)
LG	Ralph Williams (68)
	Mike Munchak (63)
C	David Carter (58)
RG	Ed Fisher (60)
RT	Morris Towns (76)
TE	Dave Casper (87)
WR	Mike Renfro (82)
	Mike Holston (84)
QB	Archie Manning (8)
	Gifford Nielsen (14)
RB	Earl Campbell (34)
FB	Stan Edwards (35)

DEFENSE	
LE	Ken Kennard (71)
NT	Mike Stensrud (67)
RE	Jesse Baker (75)
OLB	Avon Riley (53)
ILB	Gregg Bingham (54)
ILB	Daryl Hunt (50)
OLB	Robert Brazile (52)
LCB	J. C. Wilson (33)
RCB	Greg Stemrick (27)
SS	Carter Hartwig (36)
	Vernon Perry (32)
FS	Mike Reinfeldt (37)

SPECIALISTS

K	Florian Kempf (4)
P	John James (6)
	Cliff Parsley (18)

Pro Bowl

GM: Ladd Herzog; **Head Coach:** Ed Biles
Asst. Coaches: Jim Shofner (off. coord.), Bill Allerheiligen (strength & cond.), Andy Bourgeois (WR), Ray Callahan (OL), Bob Gambold (DB), Ken Houston (def. asst.), Elijah Pitts (off. backs), Dick Selcer (LB), Ralph Staub (DL)

AMERICAN FOOTBALL CONFERENCE STANDINGS

AFC	W	L	T	Pct
* L.A. Raiders	8	1	0	.889
* Miami	7	2	0	.778
* Cincinnati	7	2	0	.778
* Pittsburgh	6	3	0	.667
* San Diego	6	3	0	.667
* N.Y. Jets	6	3	0	.667
* New England	5	4	0	.556
* Cleveland	4	5	0	.444
Buffalo	4	5	0	.444
Seattle	4	5	0	.444
Kansas City	3	6	0	.333
Denver	2	7	0	.222
Houston	1	8	0	.111
Baltimore	0	8	1	.056

NATIONAL FOOTBALL CONFERENCE STANDINGS

NFC	W	L	T	Pct
* Washington	8	1	0	.889
* Dallas	6	3	0	.667
* Green Bay	5	3	1	.611
* Minnesota	5	4	0	.556
* Atlanta	5	4	0	.556
* St. Louis	5	4	0	.556
* Tampa Bay	5	4	0	.556
* Detroit	4	5	0	.444
New Orleans	4	5	0	.444
N.Y. Giants	4	5	0	.444
San Francisco	3	6	0	.333
Chicago	3	6	0	.333
Philadelphia	3	6	0	.333
L.A. Rams	2	7	0	.222

* Playoff Participant

1981 SEASON (7-9 REGULAR SEASON, 0-0 PLAYOFFS) • 3RD PLACE AFC CENTRAL

DATE	OPPONENT	SCORE	W/L	ATT
Sep. 6	at L.A. Rams	27-20	W	63,198
Sep. 13	at Cleveland	9-3	W	79,483
Sep. 20	MIAMI	10-16	L	47,379
Sep. 27	at NY Jets	17-33	L	50,309
Oct. 4	CINCINNATI	17-10	W	44,350
Oct. 11	SEATTLE	35-17	W	42,671
Oct. 18	at New England	10-38	L	60,474
Oct. 26	at Pittsburgh	13-26	L	52,732
Nov. 1	at Cincinnati	21-34	L	54,736
Nov. 8	OAKLAND	17-16	W	45,519
Nov. 15	at Kansas City	10-23	L	73,984
Nov. 22	NEW ORLEANS	24-27	L	49,581
Nov. 29	ATLANTA	27-31	L	40,201
Dec. 3	CLEVELAND	17-13	W	44,502
Dec. 13	at San Francisco	6-28	L	55,707
Dec. 20	PITTSBURGH	21-20	W	41,056

	TITANS	OPP
Total First Downs	241	325
Rushing	103	138
Passing	124	162
Penalty	14	25
3rd Down: Made/Att	69/212	102/235
3rd Down Pct.	32.5	43.4
4th Down: Made/Att	--	--
4th Down Pct.	--	--
Possession Avg.	27:56	32:04
Total Net Yards	4511	5726
Avg. Per Game	281.9	357.9
Total Plays	947	1084
Avg. Per Play	4.8	5.3
Net Yards Rushing	1734	2411
Avg. Per Game	108.4	150.7
Total Rushes	466	549
Net Yards Passing	2777	3315
Avg. Per Game	173.6	207.2
Sacked/Yards Lost	40/342	33/239
Gross Yards	3119	3554
Att./Comp.	441/258	502/295
Completion Pct.	58.5	58.8
Had Intercepted	23	18
Punts/Average	79/39.7	70/41.9
Net Punting Avg.	79/34.4	70/33.9
Penalties/Yards	93/825	92/838
Fumbles/Ball Lost	33/21	20/13
Touchdowns	34	39
Rushing	11	16
Passing	21	22
Returns	2	1

BY PERIODS	1	2	3	4	OT	PTS
Oilers	47	66	55	113	0	281
Opponents	73	93	105	84	0	355

SCORING	TD	RU	PA	RT	PAT	FG	S	TP
Fritsch	0	0	0	0	32/34	15/22	0	77
Campbell	10	10	0	0			0	60
Casper	8	0	8	0			0	48
Burrough	7	0	7	0			0	42
Holston	2	0	2	0			0	12
Armstrong	1	0	1	0			0	6
Barber	1	0	1	0			0	6
Carpenter	1	0	1	0			0	6
Coleman	1	1	0	0			0	6
Renfro	1	0	1	0			0	6
Roaches	1	0	0	1			0	6
Tullis	1	0	0	1			0	6
Oilers	34	11	21	2	32/34	15/22	0	281
Opponents	39	16	22	1	38/39	27/42	1	355

RUSHING	No	Yds	Avg	Lg	TD
Campbell	361	1376	3.8	43	10
Armstrong	31	146	4.7	18	0
Coleman	21	91	4.3	30	1
Carpenter	18	74	4.1	20	0
T. Wilson	13	35	2.7	7	0
Reaves	6	13	2.2	13	0
Nielsen	6	2	0.3	4	0
Stabler	10	-3	-0.3	4	0
Oilers	466	1734	3.7	43	11
Opponents	549	2411	4.4	56	16

PASSING	Att	Cmp	Pct	Yards	Yds/Att	TD	Int	Lg	Sk/Yds	Rating
Stabler	285	165	57.9	1988	6.98	14	18	71t	29/254	69.5
Nielsen	93	60	64.5	709	7.62	5	3	44	8/61	92.1
J. Reaves	61	31	50.8	379	6.21	2	2	51t	3/27	67.6
Parsley	2	2	100.0	43	21.50	0	0	31	0/0	118.8
Oilers	441	258	58.5	3119	7.07	21	23	71t	40/342	74.4
Opponents	502	295	58.8	3554	7.08	22	18	67t	33/239	80.2

RECEIVING	No	Yds	Avg	Lg	TD
Burrough	40	668	16.7	71t	7
Renfro	39	451	11.6	43	1
Campbell	36	156	4.3	17	0
Casper	33	572	17.3	52t	8
Armstrong	29	278	9.6	48	1
Holston	27	427	15.8	50t	2
Coleman	19	211	11.1	24	0
Barber	13	190	14.6	35	1
Carpenter	13	80	6.2	33t	1
T. Wilson	5	33	6.6	11	0
Smith	2	37	18.5	25	0
Brooks LG	3	37	12.3	21	0
Brooks TM	2	16	8.0	16	0
Smith	2	37	18.5	25	0
Oilers	258	3119	12.1	71t	21
Opponents	295	3554	12.0	67t	22

INTERCEPTIONS	No	Yds	Avg	Lg	TD
Stemrick	3	94	31.3	38	0
Hartwig	3	78	26.0	36	0
Kay	2	47	23.5	30	0
Perry	2	46	23.0	34	0
Bingham	2	20	10.0	17	0
Reinfeldt	2	18	9.0	16	0
Brazile	2	7	3.5	7	0
Washington	1	19	19.0	19	0
J.C. Wilson	1	1	1.0	1	0
Oilers	18	330	18.3	38	0
Opponents	23	289	12.6	49	0

PUNTING	No	Yds	Avg	Net	TB	In	Lg	B
Parsley	79	3137	39.7	34.4	3	17	62	0
Oilers	79	3137	39.7	34.4	3	17	62	0
Opponents	70	2935	41.9	33.9	12	17	65	1

PUNT RETURNS	No	FC	Yds	Avg	Lg	TD
Roaches	39	4	296	7.6	40	0
Tullis	2	0	29	14.5	16	0
Oilers	41	4	325	7.9	40	0
Opponents	47	19	360	7.7	26	0

KICKOFF RETURNS	No	Yds	Avg	Lg	TD
Roaches	28	769	27.5	96t	1
Tullis	32	779	24.3	95t	1
T. Wilson	3	41	13.7	23	0
Armstrong	3	36	12.0	18	0
Hunt	3	19	6.3	11	0
J.C. Wilson	2	27	13.5	14	0
Riley	1	51	51.0	51	0
Oilers	72	1722	23.9	96t	2
Opponents	59	1201	20.4	34	0

FIELD GOALS	1-19	20-29	30-39	40-49	50+
Fritsch	0/0	3/4	4/4	7/13	1/1
Oilers	0/0	3/4	4/4	7/13	1/1
Opponents	4/4	4/5	8/11	10/18	1/4

Fritsch: (50G, 41G, 44B) (42G, 27G, 36G) (40G) (38G) (49N, 48G) () (42G) (34G, 42N, 44G) (44N) (23G, 22N) (21G) (49G) () (32G, 41N) () (47N)

Opponents: (35G, 29N, 36G) (36B, 50B, 29G, 41N) (42G, 37G, 47N, 27G) (41G) (45G, 48N, 36N) (41G, 47N) (32N, 21G) (19G, 19G) (51G, 30G) (51N, 29G, 42G, 43G, 47N) (37G, 42G, 38G) (41B, 46G, 42G) (36G, 54N, 46N) (18G, 19G, 47N) () (40G, 37G)

SACKS
 Baker 10.0, Dorris 5.0, Stensrud 4.0, Kennard 3.5, Bethea 2.0, Brazile 6.0, Washington 2.0, Hunt 1.5, Bingham 1.0, Reinfeldt 1.0, Stringer 1.0, Skaugstad 0.5, Thompson 0.5
Oilers 33.0, Opponents 40.0

TACKLES (Solo-Assists-Total)
 Bingham (112-60-172), Hunt (81-46-127), Brazile (72-40-112), Perry (74-27-101), Kennard (62-29-91), Reinfeldt (49-34-83), Washington (53-21-74), J.C. Wilson (43-19-62), Baker (42-18-60), Dorris (33-27-60), Bethea (29-30-59), Stensrud (28-20-48), Stemrick (34-11-45), Skaugstad (20-18-38), Stringer (15-6-21), Thompson (13-5-18), Hartwig (10-7-17), Kay (13-4-17), Riley (6-8-14), Corker (3-2-5)
Oilers (792-432-1224)

USUAL STARTING LINEUP

OFFENSE	
WR	Ken Burrough (00)
LT	Leon Gray (74)
LG	John Schuhmacher (68)
C	David Carter (58)
RG	Ed Fisher (60)
RT	Morris Towns (76)
TE	Mike Barber (86)
	Dave Casper (87)
WR	Mike Renfro (82)
	Mike Holston (84)
QB	Ken Stabler (12)
RB	Earl Campbell (34)
FB	Tim Wilson (45)

DEFENSE	
LE	Andy Dorris (69)
NT	Ken Kennard (71)
RE	Elvin Bethea (65)
OLB	Ted Washington (59)
ILB	Gregg Bingham (54)
ILB	Daryl Hunt (50)
OLB	Robert Brazile (52)
LCB	J.C. Wilson (33)
RCB	Greg Stemrick (27)
SS	Vernon Perry (32)
FS	Mike Reinfeldt (37)

SPECIALISTS	
K	Toni Fritsch (16)
P	Cliff Parsley (18)

ADDITIONAL PRO BOWL

Carl Roaches
Pro Bowl
GM: Ladd Herzog; **Head Coach:** Ed Biles
Asst. Coaches: Jim Shofner (off. coord.), Dick Nolan (def. coord.), Andy Bourgeois (WR), Ray Callahan (OL), Joe Galat (DL), Bob Gambold (DB), Elijah Pitts (off. backs), Dick Selcer (LB)

AMERICAN FOOTBALL CONFERENCE STANDINGS

AFC EAST	W	L	T	Pct
Miami	11	4	1	.719
* N.Y. Jets	10	5	1	.656
* Buffalo	10	6	0	.625
Baltimore	2	14	0	.125
New England	2	14	0	.125
AFC CENTRAL	W	L	T	Pct
Cincinnati	12	4	0	.750
Pittsburgh	8	8	0	.500
Houston	7	9	0	.438
Cleveland	5	11	0	.313
AFC WEST	W	L	T	Pct
San Diego	10	6	0	.625
Denver	10	6	0	.625
Kansas City	9	7	0	.563
Oakland	7	9	0	.438
Seattle	6	10	0	.375

NATIONAL FOOTBALL CONFERENCE STANDINGS

NFC EAST	W	L	T	Pct
Dallas	12	4	0	.750
* Philadelphia	10	6	0	.625
* N.Y. Giants	9	7	0	.563
Washington	8	8	0	.500
St. Louis	7	9	0	.438
NFC CENTRAL	W	L	T	Pct
Tampa Bay	9	7	0	.563
Detroit	8	8	0	.500
Green Bay	8	8	0	.500
Minnesota	7	9	0	.438
Chicago	6	10	0	.375
NFC WEST	W	L	T	Pct
San Francisco	10	6	0	.625
Atlanta	7	9	0	.438
Los Angeles	6	10	0	.375
New Orleans	4	12	0	.250

* Wild Card for Playoffs

1980 SEASON (11-5 REGULAR SEASON, 0-1 PLAYOFFS) • 1ST PLACE AFC CENTRAL (TIED)

DATE	OPPONENT	SCORE	W/L	ATT
Sep. 7	at Pittsburgh	17-31	L	54,386
Sep. 15	at Cleveland	16-7	W	80,243
Sep. 21	BALTIMORE	21-16	W	47,878
Sep. 28	at Cincinnati	13-10	W	50,413
Oct. 5	SEATTLE	7-26	L	46,860
Oct. 12	at Kansas City	20-21	L	75,048
Oct. 19	TAMPA BAY	20-14	W	48,167
Oct. 26	CINCINNATI	23-3	W	49,189
Nov. 2	at Denver	20-16	W	74,717
Nov. 10	NEW ENGLAND	38-34	W	51,524
Nov. 16	at Chicago	10-6	W	59,390
Nov. 23	at NY Jets	28-31*	L	52,358
Nov. 30	CLEVELAND	14-17	L	61,514
Dec. 4	PITTSBURGH	6-0	W	53,960
Dec. 14	at Green Bay	22-3	W	53,201
Dec. 21	MINNESOTA	20-16	W	51,064
Dec. 28	at Oakland	7-27	L	52,762

* Overtime

	TITANS	OPP
Total First Downs	329	259
Rushing	155	94
Passing	152	147
Penalty	22	18
3rd Down: Made/Att	92/211	76/211
3rd Down Pct.	43.6	36.0
4th Down: Made/Att	--	--
4th Down Pct.	--	--
Possession Avg.	33:16	26:44
Total Net Yards	5642	4612
Avg. Per Game	352.6	288.3
Total Plays	1063	932
Avg. Per Play	5.3	4.9
Net Yards Rushing	2635	1811
Avg. Per Game	164.7	113.2
Total Rushes	573	444
Net Yards Passing	3007	2801
Avg. Per Game	187.9	175.1
Sacked/Yards Lost	27/264	34/252
Gross Yards	3271	3053
Att./Comp.	463/296	454/246
Completion Pct.	63.9	54.2
Had Intercepted	28	26
Punts/Average	67/40.9	78/40.9
Net Punting Avg.	67/32.4	78/34.2
Penalties/Yards	101/838	101/758
Fumbles/Ball Lost	33/19	22/13
Touchdowns	34	27
Rushing	18	8
Passing	15	16
Returns	1	3

BY PERIODS	1	2	3	4	OT	PTS
Oilers	25	83	83	105	0	295
Opponents	63	85	34	66	3	251

SCORING	TD	RU	PA	RT	PAT	FG	S	TP
Fritsch	0	0	0	0	26/27	19/24	0	83
Campbell	13	13	0	0	0	0	0	78
Barber	5	0	5	0	0	0	0	30
Casper LG	4	0	4	0	0	0	0	24
Caster TM	3	0	3	0	0	0	0	18
Marcol LG	1	0	0	1	18/10	3/4	0	23
Marcol TM	0	0	0	0	1/3	1/1	0	4
Carpenter	3	3	0	0	0	0	0	18
Caster	3	0	3	0	0	0	0	18
Johnson	2	0	2	0	0	0	0	12
T. Wilson	2	1	1	0	0	0	0	12
Coleman	1	1	0	0	0	0	0	6
Corker	1	0	0	1	0	0	0	6
Renfro	1	0	1	0	0	0	0	6
Thompson	0	0	0	0	4/4	0/0	0	4
Oilers	34	18	15	1	31/34	20/25	0	295
Opponents	27	8	16	3	26/27	21/29	0	251

RUSHING	No	Yds	Avg	Lg	TD
Campbell	373	1934	5.2	55t	13
Carpenter	97	359	3.7	46	3
T. Wilson	66	257	3.9	15	1
Coleman	14	82	5.9	27	1
Renfro	1	12	12.0	12	0
Casper LG	2	8	4.0	6	0
Casper TM	2	8	4.0	6	0
Clark	1	3	3.0	3	0
Barber	1	1	1.0	1	0
Johnson	2	1	0.5	4	0
Nielsen	1	0	0.0	0	0
Stabler	15	-22	-1.5	0	0
Oilers	573	2635	4.6	55t	18
Opponents	444	1811	4.1	58	8

PASSING	Att	Cmp	Pct	Yards	Yds/Att	TD	Int	Lg	Sk/Yds	Rating
Stabler	457	293	64.1	3202	7.01	13	28	79t	27/264	68.7
Campbell	2	1	50.0	57	28.50	1	0	57t	0/0	135.4
Nielsen	4	2	50.0	12	3.00	1	0	8t	0/0	95.8
Oilers	463	296	63.9	3271	7.06	15	28	79t	27/264	70.4
Opponents	454	246	54.2	3053	6.72	16	26	50t	34/252	63.1

RECEIVING	No	Yds	Avg	Lg	TD
Barber	59	712	12.1	79t	5
Carpenter	43	346	8.0	25	0
Renfro	35	459	13.1	42	1
Casper LG	56	796	14.2	43	4
Casper TM	34	526	15.5	43	3
Johnson	31	343	11.1	57t	2
T. Wilson	30	170	5.7	13	1
Caster	27	341	12.6	68t	3
Coleman	16	168	10.5	27	0
Campbell	11	47	4.3	10	0
Burrough	4	91	22.8	54	0
Groth	4	47	11.8	18	0
Smith	2	21	10.5	13	0
Oilers	296	3271	11.1	79t	15
Opponents	246	3053	12.4	50t	16

INTERCEPTIONS	No	Yds	Avg	Lg	TD
Tatum	7	100	14.3	35	0
Perry	5	85	17.0	42	0
Reinfeldt	4	36	9.0	23	0
Stemrick	4	25	6.3	15	0
Brazile	2	38	19.0	33	0
J. Wilson	2	26	13.0	26	0
Henderson LG	1	3	3.0	3	0
Henderson TM	1	3	3.0	3	0
Hartwig	1	0	0.0	0	0
Oilers	26	313	12.0	42	0
Opponents	28	424	15.1	82t	2

PUNTING	No	Yds	Avg	Net	TB	In	Lg	B
Parsley	67	2727	40.7	32.4	8	19	57	0
Marcol LG	1	33	33.0	13.0	1	0	33	0
Oilers	67	2727	40.7	32.4	8	19	57	0
Opponents	78	3193	40.9	34.2	7	15	57	0

PUNT RETURNS	No	FC	Yds	Avg	Lg	TD
Roaches	47	6	384	8.2	68	0
Groth	1	0	0	0.0	0	0
Bingham	0	2	--	--	0	0
Oilers	48	8	384	8.0	68	0
Opponents	40	9	394	9.9	50	0

KICKOFF RETURNS	No	Yds	Avg	Lg	TD
Roaches	37	746	20.2	46	0
Groth	12	216	18.0	27	0
Barber	1	12	12.0	12	0
Carpenter	1	7	7.0	7	0
Bingham	1	0	0.0	0	0
Smith	1	0	0.0	0	0
Oilers	53	981	18.5	46	0
Opponents	68	1265	18.6	63	0

FIELD GOALS	1-19	20-29	30-39	40-49	50+
Fritsch	1/1	7/9	7/8	4/6	0/0
Marcol LG	0/0	1/1	0/1	2/2	0/0
Marcol TM	0/0	1/1	0/0	0/0	0/0
Oilers	1/1	8/10	7/8	4/6	0/0
Opponents	0/0	12/12	5/7	3/7	1/3

Fritsch: (31G) (25G, 29G, 17G) () (27G, 29G) () (41G, 46G) (21G, 33G, 49N) (33G, 46G, 30G) () (45G) (29N, 29G) (29N) (38N) (37G, 33G) () (23G, 31G, 48B)

Marcol: () () () () () () () () () () () () (27G) ()

Opponents: (49N, 27G) () (30G, 23G, 29G) (26G) (32G, 33G, 50G, 44G, 40N) (53N) () (23G, 43N) (45G, 20G, 28G) (26G, 44G, 40N) (53N) () (23G, 43N) (45G, 20G, 28G) (26G, 44G, 32B) (27G, 22G) (36N, 38G) (50N, 25G) (42N) (28G) (38G)

SACKS
Stensrud 7.0, Baker 6.5, Brazile 6.5, Washington 4.0, Bethea 2.0, Bingham 1.0, Henderson 1.0, Kennard 0.5
Oilers 34.0, Opponents 27.0

TACKLES (Solo-Assists-Total)
Bingham (112-100-212), Brazile (73-68-141), Perry (55-56-111), Reinfeldt (61-48-109), Washington (60-38-98), Wilson (55-39-94), Bethea (40-37-77), Hunt (34-43-77), Dorris (34-34-68), Kennard (26-40-66), Stringer (26-29-55), Stensrud (32-23-55), Stemrick (33-15-48), Baker (25-19-44), Tatum (15-9-24), Thompson (6-13-19), Henderson (11-7-18), Hartwig (4-2-6)
Oilers (702-620-1322)

USUAL STARTING LINEUP

OFFENSE
WR Billy Johnson (84)
or TE **Dave Casper (87)**
LT Leon Gray (74)
LG Bob Young (63)
C Carl Mauck (55)
RG Ed Fisher (60)
RT Morris Towns (76)
TE Mike Barber (86)
WR Mike Renfro (82)
QB Ken Stabler (12)
RB Earl Campbell (34)
FB Tim Wilson (45)

DEFENSE
LE Andy Dorris (69)
NT Ken Kennard (71)
RE Elvin Bethea (65)
OLB Ted Washington (59)
ILB Art Stringer (56)
Daryl Hunt (50)
ILB Gregg Bingham (54)
OLB Robert Brazile (52)
LCB J.C. Wilson (33)
RCB Greg Stemrick (27)
SS Vernon Perry (32)
FS Mike Reinfeldt (37)

SPECIALISTS
K Toni Fritsch (16)
P Cliff Parsley (18)

Pro Bowl
[All-Pro](#)

GM/Head Coach: Bum Phillips
Asst. Coaches: Ed Biles (def. coord.), Andy Bourgeois (off. backs), Joe Bugel (off. line), King Hill (WR/QB), Wade Phillips (DL), Bob Gambold (DB), John Paul Young (ST/LB)

AMERICAN FOOTBALL CONFERENCE STANDINGS

AFC EAST	W	L	T	Pct
Buffalo	11	5	0	.688
New England	10	6	0	.625
Miami	8	8	0	.500
Baltimore	7	9	0	.438
N.Y. Jets	4	12	0	.250

AFC CENTRAL	W	L	T	Pct
Cleveland	11	5	0	.688
* Houston	11	5	0	.688
Pittsburgh	9	7	0	.563
Cincinnati	6	10	0	.375

AFC WEST	W	L	T	Pct
San Diego	11	5	0	.688
* Oakland	11	5	0	.688
Kansas City	8	8	0	.500
Denver	8	8	0	.500
Seattle	4	12	0	.250

NATIONAL FOOTBALL CONFERENCE STANDINGS

NFC EAST	W	L	T	Pct
Philadelphia	12	4	0	.750
* Dallas	12	4	0	.750
Washington	6	10	0	.375
St. Louis	5	11	0	.313
N.Y. Giants	4	12	0	.250

NFC CENTRAL	W	L	T	Pct
Minnesota	9	7	0	.563
Detroit	10	6	0	.625
Chicago	7	9	0	.438
Tampa Bay	5	10	1	.344
Green Bay	5	10	1	.344

NFC WEST	W	L	T	Pct
Atlanta	12	4	0	.750
* Los Angeles	11	5	0	.688
San Francisco	6	10	0	.375
New Orleans	1	15	0	.063

* Wild Card for Playoffs

1979 SEASON (11-5 REGULAR SEASON, 2-1 PLAYOFFS) • 2ND PLACE AFC CENTRAL

DATE	OPPONENT	SCORE	W/L	ATT
Sep. 2	at Washington	29-27	W	54,582
Sep. 9	at Pittsburgh	7-38	L	49,792
Sep. 16	KANSAS CITY	20-6	W	45,684
Sep. 23	at Cincinnati	30-27*	W	45,615
Sep. 30	CLEVELAND	31-10	W	48,915
Oct. 7	ST. LOUIS	17-24	L	53,043
Oct. 14	at Baltimore	28-16	W	45,021
Oct. 21	at Seattle	14-34	L	60,705
Oct. 28	NY JETS	27-24*	W	45,825
Nov. 5	at Miami	9-6	W	70,273
Nov. 11	OAKLAND	31-17	W	48,614
Nov. 18	CINCINNATI	42-21	W	49,829
Nov. 22	at Dallas	30-24	W	63,897
Dec. 2	at Cleveland	7-14	L	69,112
Dec. 10	PITTSBURGH	20-17	W	55,293
Dec. 16	PHILADELPHIA	20-26	L	49,407
Dec. 23	DENVER	13-7	W	48,776
Dec. 29	at San Diego	17-14	W	51,192
Jan. 6	at Pittsburgh	13-27	L	50,475

* Overtime

	TITANS	OPP
Total First Downs	268	304
Rushing	149	125
Passing	100	158
Penalty	19	21
3rd Down: Made/Att	107/253	97/226
3rd Down Pct.	42.3	42.9
4th Down: Made/Att	--	--
4th Down Pct.	--	--
Possession Avg.	30:42	29:18
Total Net Yards	4827	4990
Avg. Per Game	301.7	311.9
Total Plays	1034	1038
Avg. Per Play	4.7	4.8
Net Yards Rushing	2571	2225
Avg. Per Game	160.7	139.1
Total Rushes	616	522
Net Yards Passing	2256	2765
Avg. Per Game	141.0	172.8
Sacked/Yards Lost	32/238	51/421
Gross Yards	2494	3186
Att./Comp.	386/195	465/242
Completion Pct.	50.5	52.0
Had Intercepted	21	34
Punts/Average	93/40.6	73/41.0
Net Punting Avg.	93/31.7	73/35.8
Penalties/Yards	109/942	103/920
Fumbles/Ball Lost	31/11	29/16
Touchdowns	43	40
Rushing	24	19
Passing	17	18
Returns	2	3

BY PERIODS	1	2	3	4	OT	PTS
Oilers	58	144	81	73	6	362
Opponents	81	87	50	113	0	331

SCORING	TD	RU	PA	RT	PAT	FG	S	TP
Campbell	19	19	0	0			0	114
Fritsch	0	0	0	0	41/43	21/25	0	104
Burrough	6	0	6	0			0	36
Carpenter	4	3	1	0			0	24
Barber	3	0	3	0			0	18
T. Wilson	3	2	1	0			0	18
Renfro	2	0	2	0			0	12
Baker	1	0	0	1			0	6
Caster	1	0	1	0			0	6
Coleman	1	0	1	0			0	6
Johnson	1	0	1	0			0	6
Merkens	1	0	1	0			0	6
J.C. Wilson	1	0	0	1			0	6
Oilers	43	24	17	2	41/43	21/25	0	362
Opponents	40	19	18	3	37/40	18/28	0	331

RUSHING	No	Yds	Avg	Lg	TD
Campbell	368	1697	4.6	61t	19
Carpenter	92	355	3.9	13	3
T. Wilson	84	319	3.8	19	2
Coleman	21	81	3.9	10	0
Clark	22	51	2.3	7	0
Caster	4	25	6.3	10	0
Pastorini	15	23	1.5	14	0
King	3	9	3.0	4	0
Nielsen	5	7	1.4	7	0
Barber	2	4	2.0	6	0
Oilers	616	2571	4.2	61t	24
Opponents	522	2225	4.3	40	19

PASSING	Att	Cmp	Pct	Yards	Yds/Att	TD	Int	Lg	Sk/Yds	Rating
Pastorini	324	163	50.3	2090	6.45	14	18	55t	29/212	62.1
G. Nielsen	61	32	52.5	404	6.62	3	3	41	3/26	69.3
Burrough	1	0	0.0	0	0.00	0	0	0	0/0	39.6
Oilers	386	195	50.5	2494	6.46	17	21	55t	32/238	63.1
Opponents	465	242	52.0	3186	6.85	18	34	56t	51/421	56.4

RECEIVING	No	Yds	Avg	Lg	TD
Burrough	40	752	18.8	55t	6
T. Wilson	29	208	7.2	24t	1
Barber	27	377	14.0	37t	3
Caster	18	239	13.3	36	1
Renfro	16	323	20.2	49	2
Carpenter	16	116	7.3	22	1
Campbell	16	94	5.9	46	0
Coleman	12	114	9.5	17	1
Johnson	6	108	18.0	29	1
Clark	6	58	9.7	38	0
Rucker	4	40	10.0	16	0
Merkens	3	44	14.7	20	1
Ellender	1	15	15.0	15	0
Groth	1	6	6.0	6	0
Oilers	195	2494	12.8	55t	17
Opponents	242	3186	13.2	56t	18

INTERCEPTIONS	No	Yds	Avg	Lg	TD
Reinfeldt	12	205	17.1	39	0
J.C. Wilson	6	135	22.5	66	1
Bingham	3	78	26.0	54	0
Perry	3	33	11.0	24	0
Stemrick	2	50	25.0	50	0
Brazile	2	45	22.5	26	0
Alexander	2	27	13.5	19	0
Hartwig	2	24	12.0	24	0
Stringer	2	21	10.5	21	0
Oilers	34	618	18.2	66	1
Opponents	21	290	13.8	68	1

PUNTING	No	Yds	Avg	Net	TB	In	Lg	B
Parsley	93	3777	40.6	31.7	5	14	59	0
Oilers	93	3777	40.6	31.7	5	14	59	0
Opponents	73	2992	41.0	35.8	8	19	57	0

PUNT RETURNS	No	FC	Yds	Avg	Lg	TD
Ellender	31	2	203	6.5	36	0
Johnson	4	0	17	4.3	16	0
Merkes	2	5	6	3.0	6	0
Coleman	1	0	-5	-5.0	-5	0
Thompson	0	1	0	0.0	0	0
Oilers	38	8	221	5.8	36	0
Opponents	64	9	726	11.3	55t	1

KICKOFF RETURNS	No	Yds	Avg	Lg	TD
Ellender	24	514	21.4	35	0
Coleman	16	321	20.1	27	0
Hartwig	13	238	18.3	37	0
Johnson	4	37	9.3	12	0
Carpenter	2	34	17.0	17	0
T. Wilson	2	30	15.0	15	0
Merkens	2	22	11.0	13	0
Groth	1	21	21.0	21	0
King	1	17	17.0	17	0
Caster	1	0	0.0	0	0
Stemrick	1	0	0.0	0	0
Oilers	67	1234	18.4	37	0
Opponents	69	1310	19.0	58	0

FIELD GOALS	1-19	20-29	30-39	40-49	50+
Fritsch	0/0	7/7	5/6	7/10	2/2
Oilers	0/0	7/7	5/6	7/10	2/2
Opponents	0/0	2/3	8/12	5/9	3/4

Fritsch: (41G, 46G, 26G) (28G, 23G) (33G, 47G, 29G) (28G) (51G) () (31N, 47G, 35G) (46G, 48N, 48G, 39G) (51G) () (27G) (43B) (44N, 24G, 34G) (44G, 37G)

Opponents: (37G, 39G, 70N) (45G, 42N) (27N) (52G, 48N, 55G, 32N) (44G, 32) (24G) (35N, 34G) (48G, 30G) (31G) (32G, 51G) (32G) () (44G) (36N, 41N) (37G, 41N) (22G, 41G)

SACKS
Baker 15.5, Dorris 9.5, Washington 8.0, Brazile 5.0, Kennard 4.5, Culp 3.0, Stensrud 2.0, Bingham 1.0
Oilers 51.0, Opponents 32.0

TACKLES (Solo-Assists-Total)
Bingham (100-103-203), Brazile (86-58-144), Perry (55-56-111), Dorris (44-48-92), Stringer (59-32-91), Wilson (57-43,100), Reinfeldt (50-38-88), Washington (66-21-87), Culp (54-24-78), Bethea (34-31-65), Hunt (26-36-62), Stemrick (40-16-56), Baker (32-22-54), Thompson (22-13-35), Kennard (19-15-34), Hartwig (8-3-11), Stensrud ((5-3-8), Currier (5-1-6)
Oilers (762-560-1322)

USUAL STARTING LINEUP

OFFENSE
 WR Ken Burrough (00)
LT Leon Gray (74)
 LG Conway Hayman (70)
 C Carl Mauck (55)
 RG Ed Fisher (60)
 RT Morris Towns (76)
 TE Mike Barber (86)
 WR Rich Caster (88)
 QB Dan Pastorini (7)
RB Earl Campbell (34)
 FB Tim Wilson (45)

DEFENSE
 LE Andy Dorris (69)
 NT Curley Culp (78)
RE Elvin Bethea (65)
 OLB Ted Washington (59)
 ILB Gregg Bingham (54)
 ILB Art Stringer (56)
 Daryl Hunt (50)
OLB Robert Brazile (52)
 LCB J.C. Wilson (33)
 RCB Greg Stemrick (27)
 SS Vernon Perry (32)
FS Mike Reinfeldt (37)

SPECIALISTS
K Toni Fritsch (16)
 P Cliff Parsley (18)

NFL MOST VALUABLE PLAYER
 Earl Campbell

Pro Bowl
 All-Pro

GM/Head Coach: Bum Phillips
Asst. Coaches: Ed Biles (def. coord./LB), Andy Bourgeois (off. backs), Joe Bugel (off. line), King Hill (WR), Wade Phillips (DL), Bob Gambold (DB), John Paul Young (ST)

AMERICAN FOOTBALL CONFERENCE STANDINGS

AFC EAST	W	L	T	Pct
Miami	10	6	0	.625
New England	9	7	0	.563
N.Y. Jets	8	8	0	.500
Buffalo	7	9	0	.438
Baltimore	5	11	0	.313
AFC CENTRAL	W	L	T	Pct
Pittsburgh	12	4	0	.750
* Houston	11	5	0	.688
Cleveland	9	7	0	.563
Cincinnati	4	12	0	.250
AFC WEST	W	L	T	Pct
San Diego	12	4	0	.750
* Denver	10	6	0	.625
Seattle	9	7	0	.563
Oakland	9	7	0	.563
Kansas City	7	9	0	.438

NATIONAL FOOTBALL CONFERENCE STANDINGS

NFC EAST	W	L	T	Pct
Dallas	11	5	0	.688
* Philadelphia	11	5	0	.688
Washington	10	6	0	.625
N.Y. Giants	6	10	0	.375
St. Louis	5	11	0	.313
AFC CENTRAL	W	L	T	Pct
Tampa Bay	10	6	0	.625
* Chicago	10	6	0	.625
Minnesota	7	9	0	.438
Green Bay	5	11	0	.313
Detroit	2	14	0	.125
AFC WEST	W	L	T	Pct
Los Angeles	9	7	0	.563
New Orleans	8	8	0	.500
Atlanta	6	10	0	.375
San Francisco	2	14	0	.125

* Wild Card for Playoffs

1978 SEASON (10-6 REGULAR SEASON, 2-1 PLAYOFFS) • 2ND PLACE AFC CENTRAL

DATE	OPPONENT	SCORE	W/L	ATT
Sep. 3	at Atlanta	14-20	L	57,328
Sep. 10	at Kansas City	20-17	W	40,213
Sep. 17	SAN FRANCISCO	20-19	W	46,161
Sep. 24	LOS ANGELES	6-10	L	45,749
Oct. 1	at Cleveland	16-13	W	72,776
Oct. 8	at Oakland	17-21	L	52,550
Oct. 15	BUFFALO	17-10	W	47,727
Oct. 23	at Pittsburgh	24-17	W	48,021
Oct. 29	at Cincinnati	13-28	L	50,532
Nov. 5	CLEVELAND	14-10	W	45,827
Nov. 12	at New England	26-23	W	60,356
Nov. 20	MIAMI	35-30	W	50,290
Nov. 26	CINCINNATI	17-10	W	43,245
Dec. 3	PITTSBURGH	3-13	L	54,261
Dec. 10	at New Orleans	17-12	W	63,169
Dec. 17	SAN DIEGO	24-45	L	49,554
Dec. 24	at Miami	17-9	W	70,036
Dec. 31	at New England	31-14	W	61,297
Jan. 7	at Pittsburgh	5-34	L	49,417

* Overtime

	TITANS	OPP
Total First Downs	276	292
Rushing	135	120
Passing	119	144
Penalty	22	28
3rd Down: Made/Att	100/232	90/225
3rd Down Pct.	43.1	40.0
4th Down: Made/Att	--	--
4th Down Pct.	--	--
Possession Avg.	29:44	30:16
Total Net Yards	4814	4914
Avg. Per Game	300.9	307.1
Total Plays	993	1021
Avg. Per Play	4.8	4.8
Net Yards Rushing	2476	2072
Avg. Per Game	154.8	129.5
Total Rushes	603	556
Net Yards Passing	2338	2842
Avg. Per Game	146.1	177.6
Sacked/Yards Lost	17/135	37/283
Gross Yards	2473	3125
Att./Comp.	373/201	428/240
Completion Pct.	53.9	56.1
Had Intercepted	17	17
Punts/Average	92/38.5	81/42.7
Net Punting Avg.	92/31.5	81/35.1
Penalties/Yards	102/833	99/940
Fumbles/Ball Lost	35/21	28/16
Touchdowns	35	34
Rushing	19	14
Passing	16	17
Returns	0	3

BY PERIODS	1	2	3	4	OT	PTS
Oilers	38	80	65	100	0	283
Opponents	43	119	67	69	0	298

SCORING	TD	RU	PA	RT	PAT	FG	S	TP
Campbell	13	13	0	0	0	0	0	78
Fritsch	0	0	0	0	31/32	14/18	0	73
Carpenter	5	5	0	0	0	0	0	30
Caster	5	0	5	0	0	0	0	30
Barber	3	0	3	0	0	0	0	18
Burrough	2	0	2	0	0	0	0	12
Coleman	2	1	1	0	0	0	0	12
Renfro	2	0	2	0	0	0	0	12
Woods	2	0	2	0	0	0	0	12
T. Wilson	1	0	1	0	0	0	0	6
Oilers	35	19	16	0	31/32	14/18	0	283
Opponents	34	14	17	3	33/34	19/32	2	298

RUSHING	No	Yds	Avg	Lg	TD
Campbell	302	1450	4.8	81t	13
T. Wilson	126	431	3.4	24	0
Carpenter	82	348	4.2	20	5
Coleman	61	188	3.1	16	1
Caster	5	32	6.4	11	0
Barber	2	14	7.0	13	0
Pastorini	18	11	0.6	11	0
Renfro	1	9	9.0	9	0
Woods	2	4	2.0	5	0
Duncan	1	0	0.0	0	0
Burrough	3	-11	-3.7	1	0
Oilers	603	2476	4.1	81t	19
Opponents	556	2072	3.7	65	14

PASSING	Att	Cmp	Pct	Yards	Yds/Att	TD	Int	Lg	Sk/Yds	Rating
Pastorini	368	199	54.1	2473	6.72	16	17	80t	15/123	70.4
G. Neilsen	4	2	50.0	0	0.00	0	0	0	2/12	56.3
Burrough	1	0	0.0	0	0.00	0	0	0	0/0	39.6
Oilers	373	201	53.9	2473	6.63	16	17	80t	17/135	69.9
Opponents	428	240	56.1	3125	7.30	17	17	58t	37/283	75.9

RECEIVING	No	Yds	Avg	Lg	TD
Burrough	47	642	13.3	44	2
Barber	32	513	16.0	72t	3
Renfro	26	339	13.0	58t	2
Caster	20	316	15.8	47t	5
Coleman	19	246	12.9	33	1
Carpeter	17	150	8.8	37	0
T. Wilson	15	91	6.1	14	1
Campbell	12	48	4.0	20	0
Woods	6	96	16.0	80t	2
Rucker	2	38	19.0	22	0
Duncan	2	0	0.0	0	0
B. Johnson	1	10	10.0	10	0
Merkens	1	6	6.0	6	0
Sampson	1	-4	-4.0	-4	0
Oilers	201	2473	12.3	80t	16
Opponents	240	3125	13.0	58t	17

INTERCEPTIONS	No	Yds	Avg	Lg	TD
Alexander	5	51	10.2	29	0
Stemrick	3	65	21.7	38	0
J.C. Wilson	2	10	5.0	10	0
Brazile	1	30	30.0	30	0
Stringer	1	20	20.0	20	0
Currier	1	8	8.0	8	0
Knoff	1	6	6.0	6	0
Whittington	1	6	6.0	6	0
Kiner	1	3	3.0	3	0
Reinfeldt	1	0	0.0	0	0
Oilers	17	199	11.7	38	0
Opponents	17	174	10.2	33	0

PUNTING	No	Yds	Avg	Net	TB	In	Lg	B
Parsley	91	3539	38.9	31.5	6	20	59	1
Oilers	92	3539	38.5	31.5	6	20	59	1
Opponents	81	3462	42.7	35.1	10	19	65	0

PUNT RETURNS	No	FC	Yds	Avg	Lg	TD
Coleman	16	1	142	8.9	32	0
Merkens	13	1	132	10.2	42	0
Woods	9	0	82	9.1	14	0
B. Johnson	8	0	60	7.5	20	0
Southard LG	2	0	-2	-1.0	0	0
Thompson	0	2	0	--	0	0
Oilers	46	4	416	9.0	42	0
Opponents	53	20	517	9.8	82t	1

KICKOFF RETURNS	No	Yds	Avg	Lg	TD
Dirden	32	780	24.4	60	0
Poole	4	107	26.8	31	0
Davis	4	98	24.5	31	0
B. Johnson	4	73	18.3	22	0
Turner	4	69	17.3	23	0
Woods	3	59	19.7	24	0
Coleman	2	40	20.0	23	0
Duncan	2	38	19.0	21	0
Southard LG	2	47	23.5	26	0
T. Wilson	2	29	14.5	16	0
Carpenter	1	11	11.0	11	0
Oilers	58	1304	22.5	60	0
Opponents	61	1360	22.3	47	0

FIELD GOALS	1-19	20-29	30-39	40-49	50+
Fritsch	2/2	2/3	7/9	3/4	0/0
Oilers	2/2	2/3	7/9	3/4	0/0
Opponents	2/2	4/8	7/10	6/10	0/2

Fritsch: () (33G, 49G) (38G, 39N, 19G) (32G, 20G) (19G) (35G) (23N, 43G) (39G) () (30N) () () (38G) (37G, 43N) (22G) (43G)
Opponents: (43N, 30G, 48G) (50N, 41G) (26G, 19G, 46N) (25G, 29B) (41G, 40G) () (33G) (31N, 30G) (45N) (52N, 40G) (32G, 34G, 37G, 38N, 25N) () (34G, 38N) (41G, 43N, 23G, 24N) (23N, 21G) (19G)

SACKS
 records not available
Oilers 37.0, Opponents 17.0

TACKLES (Solo-Assists-Total)
 records not available

USUAL STARTING LINEUP

OFFENSE

WR Ken Burrough (00)
 LT Greg Sampson (73)
 LG George Reihner (64)
 Conway Hayman (70)
 C Carl Mauck (55)
 RG Ed Fisher (60)
 RT Conway Hayman (70)
 Morris Towns (76)
 TE Mike Barber (86)
 WR Mike Renfro (82)
 Rich Caster (88)
 QB Dan Pastorini (7)
RB Earl Campbell (34)
 FB Tim Wilson (45)

DEFENSE

LE James Young (77)
NT Curley Culp (78)
RE Elvin Bethea (65)
 OLB Ted Washington (59)
 ILB Steve Kiner (57)
 ILB Gregg Bingham (54)
OLB Robert Brazile (52)
 LCB Willie Alexander (19)
 RCB Greg Stemrick (27)
 SS Bill Currier (20)
 FS Mike Reinfeldt (37)

SPECIALISTS

K Toni Fritsch (16)
 P Cliff Parsley (18)

Pro Bowl
 All-Pro

GM/Head Coach: Bum Phillips
Asst. Coaches: Ken Shipp (off. coord.), Ed Biles (def. coord.), Andy Bourgeois (off. backs), Joe Bugel (off. line), King Hill (WR), Wade Phillips (DL), Bob Gambold (DB), John Paul Young (ST)

AMERICAN FOOTBALL CONFERENCE STANDINGS

AFC EAST	W	L	T	Pct
New England	11	5	0	.688
* Miami	11	5	0	.688
N.Y. Jets	8	8	0	.500
Buffalo	5	11	0	.313
Baltimore	5	11	0	.313
AFC CENTRAL	W	L	T	Pct
Pittsburgh	14	2	0	.875
* Houston	10	6	0	.625
Cleveland	8	8	0	.500
Cincinnati	4	12	0	.250
AFC WEST	W	L	T	Pct
Denver	10	6	0	.625
Oakland	9	7	0	.563
Seattle	9	7	0	.563
San Diego	9	7	0	.563
Kansas City	4	12	0	.250

NATIONAL FOOTBALL CONFERENCE STANDINGS

NFC EAST	W	L	T	Pct
Dallas	12	4	0	.750
* Philadelphia	9	7	0	.563
Washington	8	8	0	.500
St. Louis	6	10	0	.375
N.Y. Giants	6	10	0	.375
NFC CENTRAL	W	L	T	Pct
Minnesota	8	7	1	.531
Green Bay	8	7	1	.531
Detroit	7	9	0	.438
Chicago	7	9	0	.438
Tampa Bay	5	11	0	.313
NFC WEST	W	L	T	Pct
Los Angeles	12	4	0	.750
* Atlanta	9	7	0	.563
New Orleans	7	9	0	.438
San Francisco	2	14	0	.125

* Wild Card for Playoffs

1976 SEASON (5-9 REGULAR SEASON, 0-0 PLAYOFFS) • 4TH PLACE AFC CENTRAL

DATE	OPPONENT	SCORE	W/L	ATT
Sep. 12	TAMPA BAY	20-0	W	42,228
Sep. 19	at Buffalo	13-3	W	61,364
Sep. 26	OAKLAND	13-14	L	42,338
Oct. 3	at New Orleans	31-26	W	51,973
Oct. 10	DENVER	17-3	W	47,928
Oct. 17	at San Diego	27-30	L	31,565
Oct. 24	CINCINNATI	7-27	L	45,499
Nov. 1	at Baltimore	14-38	L	60,020
Nov. 7	CLEVELAND	7-21	L	39,828
Nov. 14	at Cincinnati	27-31	L	53,243
Nov. 21	at Pittsburgh	16-32	L	47,947
Nov. 28	ATLANTA	20-14	W	25,838
Dec. 5	at Cleveland	10-13	L	56,025
Dec. 11	PITTSBURGH	0-21	L	44,743

	TITANS	OPP
Total First Downs	199	226
Rushing	71	117
Passing	110	90
Penalty	18	19
3rd Down: Made/Att	65/210	77/220
3rd Down Pct.	31.0	35.0
4th Down: Made/Att	--	2/2
4th Down Pct.	--	100.0
Possession Avg.	25:43	30:00
Total Net Yards	3570	3987
Avg. Per Game	255.0	284.8
Total Plays	878	935
Avg. Per Play	4.1	4.3
Net Yards Rushing	1498	2072
Avg. Per Game	107.0	148.0
Total Rushes	416	540
Net Yards Passing	2072	1915
Avg. Per Game	148.0	136.8
Sacked/Yards Lost	39/357	50/344
Gross Yards	2429	2259
Att./Comp.	423/227	345/173
Completion Pct.	53.7	50.1
Had Intercepted	19	11
Punts/Average	100/35.3	96/38.7
Net Punting Avg.	100/27.9	96/31.8
Penalties/Yards	99/776	107/963
Fumbles/Ball Lost	25/14	33/17
Touchdowns	25	31
Rushing	6	13
Passing	17	17
Returns	2	1

BY PERIODS	1	2	3	4	OT	PTS
Oilers	22	57	54	89	0	222
Opponents	35	79	64	95	0	273

SCORING	TD	RU	PA	RT	PAT	FG	S	TP
Butler	0	0	0	0	24/24	16/27	0	72
Burrough	7	0	7	0	0	0	0	42
Coleman	6	2	3	1	0	0	0	36
B. Johnson	4	0	4	0	0	0	0	24
Willis	3	2	1	0	0	0	0	18
Alston	1	0	1	0	0	0	0	6
Dawkins	1	1	0	0	0	0	0	6
Hardeman	1	1	0	0	0	0	0	6
Sawyer	1	0	1	0	0	0	0	6
Whittington	1	0	0	1	0	0	0	6
Oilers	25	6	17	2	24/24	16/27	0	222
Opponents	31	13	17	1	29/31	18/29	2	273

RUSHING	No	Yds	Avg	Lg	TD
Coleman	171	684	4.0	39	2
Willis	148	542	3.7	44	2
Hardeman	32	114	3.6	21	1
Dawkins	31	61	2.0	7	1
Pastorini	11	45	4.1	11	0
Burrough	3	22	7.3	12	0
Hadl	7	11	1.6	8	0
Taylor	5	11	2.2	8	0
Hoopes LG	2	10	5.0	10	0
B. Johnson	6	6	1.0	10	0
Baker TM	1	2	2.0	2	0
Butler	1	0	0	0	0
Oilers	416	1498	3.6	44	6
Opponents	540	2072	3.8	69t	13

PASSING	Att	Cmp	Pct	Yards	Yds/Att	TD	Int	Lg	Sk/Yds	Rating
Pastorini	309	167	54.0	1795	5.81	10	10	67t	24/234	68.6
Hadl	113	60	53.1	634	5.61	7	8	69t	15/123	60.9
Coleman	1	0	0.0	0	0.00	0	1	0	0/0	0.0
Oilers	423	227	53.7	2429	5.74	17	19	69t	39/357	65.4
Opponents	345	173	50.1	2259	6.55	17	11	81t	50/344	74.3

RECEIVING	No	Yds	Avg	Lg	TD
Burrough	51	932	18.3	69t	7
B. Johnson	47	495	10.5	40t	4
Coleman	40	247	6.2	19	3
Willis	32	255	8.0	42	1
Alston	19	174	9.2	29	1
Sawyer	18	208	11.6	53	1
Hardeman	7	25	3.6	11	0
Thomas	4	15	3.8	14	0
Baker	3	32	10.7	14	0
Dawkins	3	21	7.0	14	0
Taylor	2	15	7.5	8	0
Stemrick	1	10	10.0	10	0
Oilers	227	2429	10.7	69t	17
Opponents	173	2259	13.1	81t	17

INTERCEPTIONS	No	Yds	Avg	Lg	TD
Whittington	5	103	20.6	50	0
Bingham	2	18	9.0	15	0
Moore	1	28	28.0	28	0
Reinfeldt	1	19	19.0	19	0
Brazile	1	8	8.0	8	0
Stemrick	1	0	0.0	0	0
Oilers	11	176	16.0	50	0
Opponents	19	197	10.4	39	0

PUNTING	No	Yds	Avg	Net	TB	In	Lg	B
Pastorini	70	2571	36.7	28.3	4	12	74	0
Hoopes LG	49	1849	37.7	25.6	7	8	57	2
Hoopes TM	7	221	31.6	27.9	0	0	38	1
Butler	11	370	33.6	25.6	0	0	39	0
Clark	10	335	33.5	27.3	0	0	47	0
Sawyer	1	32	32.0	35.0	0	1	32	0
Oilers	100	3529	35.3	27.9	4	13	74	1
Opponents	96	3717	38.7	31.8	8	13	78	1

PUNT RETURNS	No	FC	Yds	Avg	Lg	TD
B. Johnson	38	9	403	10.6	46	0
Coleman	7	2	91	13.0	69t	1
Whittington	3	0	10	3.3	7	0
Moore	0	1	0	0.0	0	0
Oilers	48	12	504	10.5	69t	1
Opponents	60	13	659	11.0	67	0

KICKOFF RETURNS	No	Yds	Avg	Lg	TD
B. Johnson	26	579	22.3	53	0
Taylor	15	302	20.1	32	0
A. Johnson	8	150	18.8	25	0
Hardeman	7	171	24.4	40	0
Baker TM	1	15	15.0	15	0
Beirne	1	12	12.0	12	0
Oilers	58	1229	21.2	53	0
Opponents	53	1125	21.2	41	0

FIELD GOALS	1-19	20-29	30-39	40-49	50+
Butler	1/1	4/4	7/10	3/8	1/4
Oilers	1/1	4/4	7/10	3/8	1/4
Opponents	1/1	7/8	6/9	3/9	1/2

Butler: (33G, 45N, 44G) (54G, 44B, 28G) (22G, 40G, 46N, 55N) (31G) (44N, 18G, 36N) (31G, 50N, 36G) (1) (44N) (36N) (39G, 29G) (43G) (22G, 32N, 32G) (31G) (55N)
Opponents: (39N) (50N, 27G, 27N) (42N) (20G, 26G, 43G, 26G) (31G, 49N) (30G) (34G, 46N, 28G) (45N, 25G) (30G, 40G) (50G) (37G, 36N, 35G, 18G) (47N) (29G, 46G, 41N) (39N)

SACKS
 records not available
Oilers 50.0, Opponents 39.0

TACKLES (Solo-Assists-Total)
 records not available

USUAL STARTING LINEUP

OFFENSE

WR Ken Burrough (00)
 LT Greg Sampson (73)
 Kevin Hunt (72)
 LG Conway Hayman (70)
 C Carl Mauck (55)
 RG Ed Fisher (60)
 RT Elbert Drungo (75)
 TE Mack Alston (82)
 WR Billy Johnson (84)
 QB Dan Pastorini (7)
 John Hadl (21)
 RB Ronnie Coleman (47)
 FB Fred Willis (44)

DEFENSE

LE Tody Smith (85)
 Al Burton (68)
NT Curley Culp (78)
 RE Elvin Bethea (65)
 OLB Ted Washington (59)
 ILB Steve Kiner (57)
 ILB Gregg Bingham (54)
OLB Robert Brazile (52)
 LCB Willie Alexander (19)
 RCB Zeke Moore (22)
 SS Mike Reinfeldt (37)
 FS C.L. Whittington (38)

SPECIALISTS

K Skip Butler (2)
 P Dan Pastorini (7)

Pro Bowl

GM/Head Coach: Bum Phillips
Asst. Coaches: King Hill (off. coord./QB), Ed Biles (def. coord.), Andy Bourgeois (off. backs), Ken McCullough (OL), Richie Petitbon (DB), Wade Phillips (LB), Fran Polsfoot (WR), George Rice (DL), Walt Schlinkman (ST)

AMERICAN FOOTBALL CONFERENCE STANDINGS

AFC EAST	W	L	T	Pct
Baltimore	11	3	0	.786
* New England	11	3	0	.786
Miami	6	8	0	.429
N.Y. Jets	3	11	0	.214
Buffalo	2	12	0	.143
AFC CENTRAL	W	L	T	Pct
Pittsburgh	10	4	0	.714
Cincinnati	10	4	0	.714
Cleveland	9	5	0	.643
Houston	5	9	0	.357
AFC WEST	W	L	T	Pct
Oakland	13	1	0	.929
Denver	9	5	0	.643
San Diego	6	8	0	.429
Kansas City	5	9	0	.357
Tampa Bay	0	14	0	.000

NATIONAL FOOTBALL CONFERENCE STANDINGS

NFC EAST	W	L	T	Pct
Dallas	11	3	0	.786
* Washington	10	4	0	.714
St. Louis	10	4	0	.714
Philadelphia	4	10	0	.286
N.Y. Giants	3	11	0	.214
NFC CENTRAL	W	L	T	Pct
Minnesota	11	2	1	.821
Chicago	7	7	0	.500
Detroit	6	8	0	.429
Green Bay	5	9	0	.357
NFC WEST	W	L	T	Pct
Los Angeles	10	3	1	.750
San Francisco	8	6	0	.571
Atlanta	4	10	0	.286
New Orleans	4	10	0	.286
Seattle	2	12	0	.143

* Wild Card for Playoffs

1975 SEASON (10-4 REGULAR SEASON, 0-0 PLAYOFFS) • 3RD PLACE AFC CENTRAL

DATE	OPPONENT	SCORE	W/L	ATT
Sep. 21	at New England	7-0	W	51,934
Sep. 28	SAN DIEGO	33-17	W	33,765
Oct. 5	CINCINNATI	19-21	L	42,412
Oct. 12	at Cleveland	40-10	W	46,531
Oct. 19	WASHINGTON	13-10	W	49,566
Oct. 26	DETROIT	24-8	W	46,904
Nov. 2	at Kansas City	17-13	W	62,989
Nov. 9	at Pittsburgh	17-24	L	49,460
Nov. 16	MIAMI	20-19	W	48,892
Nov. 24	PITTSBURGH	9-32	L	49,947
Nov. 30	at Cincinnati	19-23	L	46,128
Dec. 7	at San Francisco	27-13	W	44,015
Dec. 14	at Oakland	27-26	W	50,719
Dec. 21	CLEVELAND	21-10	W	43,770

	TITANS	OPP
Total First Downs	234	264
Rushing	121	104
Passing	90	137
Penalty	23	23
3rd Down: Made/Att	72/203	78/205
3rd Down Pct.	35.5	38.0
4th Down: Made/Att	--	--
4th Down Pct.	--	--
Possession Avg.	34:17	21:26
Total Net Yards	3937	4137
Avg. Per Game	281.2	295.5
Total Plays	900	952
Avg. Per Play	4.4	4.3
Net Yards Rushing	2068	1680
Avg. Per Game	147.7	120.0
Total Rushes	526	498
Net Yards Passing	1869	2457
Avg. Per Game	133.5	175.5
Sacked/Yards Lost	27/230	45/343
Gross Yards	2099	2800
Att./Comp.	347/165	409/235
Completion Pct.	47.6	57.5
Had Intercepted	17	24
Punts/Average	74/39.3	73/41.0
Net Punting Avg.	74/32.3	73/30.5
Penalties/Yards	100/849	90/871
Fumbles/Ball Lost	28/17	38/19
Touchdowns	34	27
Rushing	14	13
Passing	14	14
Returns	6	0

BY PERIODS	1	2	3	4	OT	PTS
Oilers	49	84	81	79	0	293
Opponents	37	100	25	64	0	226

SCORING	TD	RU	PA	RT	PAT	FG	S	TP
Butler	0	0	0	0	31/34	18/30	0	85
Burrough	8	0	8	0	0	0	0	48
Coleman	5	5	0	0	0	0	0	30
Hardeman	5	5	0	0	0	0	0	30
Johnson	5	0	1	4	0	0	0	30
Alston	4	0	4	0	0	0	0	24
Willis	2	2	0	0	0	0	0	12
Rodgers	1	1	0	0	0	1	8	8
Culp	1	0	0	1	0	0	6	6
Germany	1	0	0	1	0	0	6	6
Pastorini	1	1	0	0	0	0	6	6
Sawyer	1	0	1	0	0	0	6	6
Bethea	0	0	0	0	0	1	2	2
Oilers	34	14	14	6	31/34	18/30	2	293
Opponents	27	13	14	0	21/27	13/23	2	226

RUSHING	No	Yds	Avg	Lg	TD
Coleman	175	790	4.5	46t	5
Hardeman	166	648	3.9	39	5
Willis	118	420	3.6	23	2
Pastorini	23	97	4.2	19	1
Rodgers	18	55	3.1	8	1
Holmes	19	42	2.2	11	0
Johnson	5	17	3.4	19	0
Dickey	1	3	3.0	3	0
Edwards	1	-4	-4.0	-4	0
Oilers	526	2068	3.9	46t	14
Opponents	498	1680	3.4	36	13

PASSING	Att	Cmp	Pct	Yards	Yds/Att	TD	Int	Lg	Sk/Yds	Rating
Pastorini	342	163	47.7	2053	6.00	14	16	77t	24/210	61.0
Dickey	4	2	50.0	46	11.50	0	1	28	3/20	52.1
Coleman	1	0	0.0	0	0.00	0	0	0	0/0	39.6
Oilers	347	165	47.6	2099	6.05	14	17	77t	27/230	59.9
Opponents	409	235	57.5	2800	6.85	14	24	64	45/343	65.4

RECEIVING	No	Yds	Avg	Lg	TD
Burrough	53	1063	20.1	77t	8
Johnson	37	393	10.6	30	1
Willis	20	104	5.2	20	0
Alston	18	165	9.2	26	4
Coleman	18	129	7.2	24	0
Sawyer	7	144	20.6	51	1
Hardeman	5	10	2.0	9	0
Edwards	2	22	11.0	18	0
Hawkins	1	32	32.0	32	0
Beirne	1	15	15.0	15	0
Frazier	1	9	9.0	9	0
Parks	1	8	8.0	8	0
Holmes	1	5	5.0	5	0
Oilers	165	2099	12.7	77t	14
Opponents	235	2800	11.9	64	14

INTERCEPTIONS	No	Yds	Avg	Lg	TD
Moore	5	137	27.4	74	0
Atkins	4	133	33.3	70	0
Bingham	4	57	14.3	26	0
Alexander	3	41	13.7	32	0
Washington	3	30	10.0	23	0
Germany	2	15	7.5	15	0
Kiner	2	7	3.5	7	0
Whittington	1	5	5.0	5	0
Oilers	24	425	17.7	74	0
Opponents	17	186	10.9	47	0

PUNTING	No	Yds	Avg	Net	TB	In	Lg	B
Pastorini	62	2447	39.5	33.2	7	0	68	0
Beverly TM	12	459	38.3	27.7	1	0	45	0
Oilers	74	2906	39.3	32.3	8	0	68	0
Opponents	73	2990	41.0	30.5	7	0	62	1

PUNT RETURNS	No	FC	Yds	Avg	Lg	TD
Johnson	40	1	612	15.3	83t	3
Cotney	2	1	8	4.0	5	0
Coleman	1	0	0	0.0	0	0
Oilers	43	2	620	14.4	83t	3
Opponents	47	6	356	7.6	52	0

KICKOFF RETURNS	No	Yds	Avg	Lg	TD
Johnson	33	798	24.2	81t	1
Cotney	10	189	18.9	28	0
Coleman	8	149	18.6	27	0
Rodgers	1	13	13.0	13	0
Thompson	1	-5	-5.0	-5	0
Whittington	1	0	0.0	0	0
Oilers	54	1144	21.2	81t	1
Opponents	61	1355	22.2	52	0

FIELD GOALS	1-19	20-29	30-39	40-49	50+
Butler	0/0	8/9	4/8	6/12	0/1
Oilers	0/0	8/9	4/8	6/12	0/1
Opponents	0/0	2/3	8/10	3/6	0/4

Butler: (36N) (29G, 24N, 48N, 38G) (37G) (43N, 46G, 33G, 25G, 21G, 50N) (39N) (42G, 37N) (43N, 44G, 46N) (48N, 48G) (43G, 25G) (44N, 27G) (22G) (27G, 30B, 30G) (23G, 47G) ()
Opponents: (44N, 46N) (53N, 29G) () (39G) (32G, 47N) (34G, 37G, 36B) (37G, 37G) (22G, 39N) () (30G) (33G) (42G, 51N, 41G, 50N) (27N) (51N, 42G)

SACKS
 records not available
Oilers 45.0, Opponents 27.0

TACKLES (Solo-Assists-Total)
 records not available

USUAL STARTING LINEUP

OFFENSE
WR Ken Burrough (80)
 LT Greg Sampson (73)
 LG Ron Saul (64)
 C Carl Mauck (55)
 RG Ed Fisher (60)
 RT Elbert Drungo (75)
 TE Mack Alston (82)
WR Billy Johnson (84)
QB Dan Pastorini (7)
 RB Ronnie Coleman (47)
 FB Don Hardeman (30)

DEFENSE
 LE Tody Smith (85)
NT Curley Culp (78)
RE Elvin Bethea (65)
 OLB Ted Washington (59)
 ILB Steve Kiner (57)
 ILB Gregg Bingham (54)
 OLB Robert Brazile (52)
 LCB Willie Alexander (19)
 RCB Zeke Moore (22)
 SS Willie Germany (29)
 FS Bob Atkins (48)
 C.L. Whittington (38)

SPECIALISTS
 K Skip Butler (2)
 P Dan Pastorini (7)

Pro Bowl
 All-Pro
GM/Head Coach: Bum Phillips
Asst. Coaches: King Hill (off. coord./QB), Ed Biles (def. coord.), Sam Boghosian (OL), Andy Bourgeois (off. backs), Larry Peccatiello (LB), Richie Petitbon (DB), Fran Polsfoot (WR), George Rice (DL), Joe Woolley (ST)

AMERICAN FOOTBALL CONFERENCE STANDINGS

AFC EAST	W	L	T	Pct
Baltimore	10	4	0	.714
Miami	10	4	0	.714
Buffalo	8	6	0	.571
New England	3	11	0	.214
N.Y. Jets	3	11	0	.214
AFC CENTRAL	W	L	T	Pct
Pittsburgh	12	2	0	.857
* Cincinnati	11	3	0	.786
Houston	10	4	0	.714
Cleveland	3	11	0	.214
AFC WEST	W	L	T	Pct
Oakland	11	3	0	.786
Denver	6	8	0	.429
Kansas City	5	9	0	.357
San Diego	2	12	0	.143

NATIONAL FOOTBALL CONFERENCE STANDINGS

NFC EAST	W	L	T	Pct
St. Louis	11	3	0	.786
* Dallas	10	4	0	.714
Washington	8	6	0	.571
N.Y. Giants	5	9	0	.357
Philadelphia	4	10	0	.286
NFC CENTRAL	W	L	T	Pct
Minnesota	12	2	0	.857
Detroit	7	7	0	.500
Chicago	4	10	0	.286
Green Bay	4	10	0	.286
NFC WEST	W	L	T	Pct
Los Angeles	12	2	0	.857
San Francisco	5	9	0	.357
Atlanta	4	10	0	.286
New Orleans	2	12	0	.143

* Wild Card for Playoffs

1974 SEASON (7-7 REGULAR SEASON, 0-0 PLAYOFFS) • 2ND PLACE AFC CENTRAL (TIED)

DATE	OPPONENT	SCORE	W/L	ATT
Sep. 15	SAN DIEGO	21-14	W	25,317
Sep. 22	at Cleveland	7-20	L	55,242
Sep. 29	KANSAS CITY	7-17	L	28,538
Oct. 6	PITTSBURGH	7-13	L	30,049
Oct. 13	at Minnesota	10-51	L	48,006
Oct. 20	ST. LOUIS	27-31	L	26,371
Oct. 27	at Cincinnati	34-21	W	55,434
Nov. 3	at NY Jets	27-22	W	47,218
Nov. 10	at Buffalo	21-9	W	79,144
Nov. 17	CINCINNATI	20-3	W	44,054
Nov. 24	DALLAS	0-10	L	49,775
Dec. 1	at Pittsburgh	13-10	W	41,195
Dec. 8	at Denver	14-37	L	46,942
Dec. 15	CLEVELAND	28-24	W	33,299

	TITANS	OPP
Total First Downs	200	268
Rushing	76	124
Passing	103	129
Penalty	21	15
3rd Down: Made/Att	44/147	52/151
3rd Down Pct.	29.9	34.4
4th Down: Made/Att	1/1	1/2
4th Down Pct.	100.0	50.0
Possession Avg.	36:26	23:34
Total Net Yards	3338	4425
Avg. Per Game	238.4	316.1
Total Plays	817	919
Avg. Per Play	4.1	4.8
Net Yards Rushing	1361	2050
Avg. Per Game	97.2	146.4
Total Rushes	421	474
Net Yards Passing	1977	2375
Avg. Per Game	141.2	169.6
Sacked/Yards Lost	33/298	40/349
Gross Yards	2275	2724
Att./Comp.	363/203	405/231
Completion Pct.	55.9	57.0
Had Intercepted	19	21
Punts/Average	79/39.2	70/39.1
Net Punting Avg.	79/32.4	70/30.0
Penalties/Yards	90/749	94/872
Fumbles/Ball Lost	26/14	26/15
Touchdowns	30	34
Rushing	16	15
Passing	12	19
Returns	2	0

BY PERIODS	1	2	3	4	OT	PTS
Oilers	72	37	62	65	0	236
Opponents	66	81	55	80	0	282

SCORING	TD	RU	PA	RT	PAT	FG	S	TP
Butler	0	0	0	0	29/29	9/19	0	56
Amudson	5	4	1	0			0	30
Rodgers	5	5	0	0			0	30
Willis	4	3	1	0			0	24
Alston	3	0	3	0			0	18
B. Johnson	3	1	2	0			0	18
Burrough	2	0	2	0			0	12
V. Washington	2	2	0	0			0	12
Bethea	1	0	0	1			0	6
Coleman	1	1	0	0			0	6
Montgomery	1	0	1	0			0	6
Moore	1	0	0	1			0	6
Parks	1	0	1	0			0	6
Queen	1	0	1	0			0	6
Oilers	30	16	2	29/29	9/19	0	236	
Opponents	34	15	19	0	30/34	16/23	0	282

RUSHING	No	Yds	Avg	Lg	TD
Rodgers	122	413	3.4	20t	5
V. Washington	74	281	3.8	23	2
Willis	74	239	3.2	18	3
Coleman	52	193	3.7	37	1
Amudson	59	138	2.3	11	4
B. Johnson	5	82	16.4	47t	1
Dickey	3	7	2.3	7	0
Queen	2	7	3.5	4	0
Gresham	3	6	2.0	3	0
Beverly	1	4	4.0	4	0
Burrough	1	0	0.0	0	0
Alston	1	-3	-3.0	-3	0
Pastorini	24	-6	-3	7	0
Oilers	421	1361	3.2	47t	16
Opponents	474	2050	4.3	53	15

PASSING	Att	Cmp	Pct	Yards	Yds/Att	TD	Int	Lg	Sk/Yds	Rating
Pastorini	247	140	56.7	1571	6.36	10	10	65	23/225	72.4
Dickey	113	63	55.8	704	6.23	2	8	59	10/73	50.9
Coleman	2	0	0.0	0	0	0	0	0	0/0	39.6
Amudson	1	0	0.0	0	0	0	1	0	0/0	0.0
Oilers	363	203	55.9	2275	6.27	12	19	65	33/298	64.0
Opponents	405	231	57.0	2724	6.73	19	21	80t	40/349	71.7

RECEIVING	No	Yds	Avg	Lg	TD
Burrough	36	492	13.7	51	2
B. Johnson	29	388	13.4	44	2
Willis	25	130	5.2	21	1
Rodgers	24	153	6.4	24	0
Parks	20	330	16.5	59	1
Amudson	18	152	8.4	29	1
Alston	17	249	14.6	33	3
V. Washington	13	92	7.1	15	0
Montgomery	9	179	19.9	65	1
Coleman	4	9	2.3	7	0
Broadnax	3	69	23.0	42	0
Gresham	3	19	6.3	9	0
Wells	1	9	9.0	9	0
Queen	1	4	4.0	4t	1
Oilers	203	2275	11.2	65	12
Opponents	231	2724	11.8	80t	19

INTERCEPTIONS	No	Yds	Avg	Lg	TD
Atkins	6	85	14.2	36	0
Bingham	4	36	9.0	18	0
Alexander	2	56	28.0	29	0
Moore	2	38	19.0	22t	1
Maxwell	2	30	15.0	15	0
Benson	2	0	0.0	5	0
Kiner	1	34	34.0	34	0
T. Smith	1	34	34.0	34	0
Severson	1	0	0.0	0	0
Oilers	21	313	14.9	36	1
Opponents	19	238	12.5	33	0

PUNTING	No	Yds	Avg	Net	TB	In	Lg	B
Beverly	79	3100	39.2	32.4	2	0	69	0
Oilers	79	3100	39.2	32.4	2	0	69	0
Opponents	70	2738	39.1	30.0	7	0	64	1

PUNT RETURNS	No	FC	Yds	Avg	Lg	TD
B. Johnson	30	3	409	13.6	49	0
Severson	11	2	86	7.8	24	0
Oilers	41	5	495	12.1	49	0
Opponents	56	10	500	8.9	42	0

KICKOFF RETURNS	No	Yds	Avg	Lg	TD
B. Johnson	29	785	27.1	67	0
Gresham	9	180	20.0	40	0
V. Washington	7	177	25.3	40	0
Severson	6	108	18.0	28	0
Coleman	3	91	30.3	39	0
Whittington	3	37	12.3	19	0
Amundson	2	17	8.5	13	0
A. Johnson	1	14	14.0	14	0
Jones	1	0	0.0	0	0
Saul	1	10	10.0	10	0
Oilers	62	1419	22.9	67	0
Opponents	51	1111	21.8	61	0

FIELD GOALS	1-19	20-29	30-39	40-49	50+
Butler	0/0	4/7	2/4	3/7	0/1
Oilers	0/0	4/7	2/4	3/7	0/1
Opponents	0/0	7/7	5/7	4/9	0/0

Butler: (47N, 37N, 28N) () (26B) (26N) (29G, 43N) (28G, 24G) (21G, 34G) (46N, 45G, 46N, 46G) () () (39N) (42G, 34G) (50N) ()

Opponents: (48N, 38N, 40N) (27G, 41G) (35G) (37G, 27G) (42G, 32N) (25G) () (35G) (32G, 28G, 48N, 22G) (28G, 46N) (25G) (44G) (43G, 45N) (37G)

SACKS
records not available
Oilers 40.0, Opponents 33.0

TACKLES (Solo-Assists-Total)
records not available

USUAL STARTING LINEUP

OFFENSE

WR Ken Burrough (00)
 LT Greg Sampson (73)
 LG Harris Jones (61)
 Ron Saul (64)
 C Sid Smith (77)
 Fred Hoaglin (53)
 RG Brian Goodman (68)
 RT Elbert Drungo (75)
 TE Mack Alston (82)
 WR Billy Parks (20)
 QB Dan Pastorini (7)
 Lynn Dickey (10)
 RB Vic Washington (23)
 Fred Willis (44)
 FB Willie Rodgers (34)

DEFENSE

LE Tody Smith (85)
 LT Curley Culp (78)
 RT **Elvin Bethea (65)**
 RE Al Cowlings (76)
 Duane Benson (52)
 LLB Gregg Bingham (54)
 MLB Steve Kiner (57)
 RLB Ted Washington (59)
 LCB Willie Alexander (19)
 RCB Zeke Moore (22)
 SS Al Johnson (25)
 FS Bob Atkins (48)

SPECIALISTS

K Skip Butler (2)
 P David Beverly (4)

Pro Bowl

GM/Head Coach: Sid Gillman
Asst. Coaches: Bum Phillips (def. coord./DL), Ed Biles (def. asst.), Sam Boghosian (ST), Andy Bourgeois (off. backs), Lew Carpenter (WR), King Hill (QB), Joe Madro (OL), Jerry Meins (strength), Larry Peccatiello (LB), Richie Petitbon (DB), Joe Woolley (off. asst.)

AMERICAN FOOTBALL CONFERENCE STANDINGS

AFC EAST	W	L	T	Pct
Miami	11	3	0	.786
* Buffalo	9	5	0	.643
New England	7	7	0	.500
N.Y. Jets	7	7	0	.500
Baltimore	2	12	0	.143

AFC CENTRAL	W	L	T	Pct
Pittsburgh	10	3	1	.750
Cincinnati	7	7	0	.500
Houston	7	7	0	.500
Cleveland	4	10	0	.286

AFC WEST	W	L	T	Pct
Oakland	12	2	0	.857
Denver	7	6	1	.536
Kansas City	5	9	0	.357
San Diego	5	9	0	.357

NATIONAL FOOTBALL CONFERENCE STANDINGS

NFC EAST	W	L	T	Pct
St. Louis	10	4	0	.714
* Washington	10	4	0	.714
Dallas	8	6	0	.571
Philadelphia	7	7	0	.500
N.Y. Giants	2	12	0	.143

NFC CENTRAL	W	L	T	Pct
Minnesota	10	4	0	.714
Detroit	7	7	0	.500
Green Bay	6	8	0	.429
Chicago	4	10	0	.286

NFC WEST	W	L	T	Pct
Los Angeles	10	4	0	.714
San Francisco	6	8	0	.429
New Orleans	5	9	0	.357
Atlanta	3	11	0	.214

* Wild Card for Playoffs

1973 SEASON (1-13 REGULAR SEASON, 0-0 PLAYOFFS) • 4TH PLACE AFC CENTRAL

DATE	OPPONENT	SCORE	W/L	ATT
Sep. 16	at NY Giants	14-34	L	57,979
Sep. 23	at Cincinnati	10-24	L	51,823
Sep. 30	PITTSBURGH	7-36	L	39,331
Oct. 7	LA RAMS	26-31	L	34,875
Oct. 14	DENVER	20-48	L	32,801
Oct. 21	at Cleveland	13-42	L	61,146
Oct. 28	at Chicago	14-35	L	43,755
Nov. 4	at Baltimore	31-27	W	52,707
Nov. 11	CLEVELAND	13-23	L	37,230
Nov. 18	at Kansas City	14-38	L	68,444
Nov. 25	NEW ENGLAND	0-32	L	27,344
Dec. 2	OAKLAND	6-17	L	25,801
Dec. 9	at Pittsburgh	7-33	L	38,004
Dec. 16	CINCINNATI	24-27	L	21,955

	TITANS	OPP
Total First Downs	193	274
Rushing	89	138
Passing	93	114
Penalty	11	22
3rd Down: Made/Att	48/162	77/175
3rd Down Pct.	29.6	44.0
4th Down: Made/Att	0/3	1/2
4th Down Pct.	0.0	50.0
Possession Avg.	42:51	17:09
Total Net Yards	3307	4647
Avg. Per Game	236.2	331.9
Total Plays	840	929
Avg. Per Play	3.9	5.0
Net Yards Rushing	1388	2410
Avg. Per Game	99.1	172.1
Total Rushes	386	576
Net Yards Passing	1919	2237
Avg. Per Game	137.1	159.8
Sacked/Yards Lost	43/451	27/229
Gross Yards	2370	2466
Att./Comp.	411/225	326/178
Completion Pct.	54.7	54.6
Had Intercepted	27	17
Punts/Average	85/38.8	62/39.6
Net Punting Avg.	85/33.8	62/33.4
Penalties/Yards	95/880	90/811
Fumbles/Ball Lost	43/25	29/10
Touchdowns	22	53
Rushing	9	19
Passing	11	26
Returns	2	8

BY PERIODS	1	2	3	4	OT	PTS
Oilers	37	50	50	62	0	199
Opponents	87	138	101	121	0	447

SCORING	TD	RU	PA	RT	PAT	FG	S	TP
Butler	0	0	0	0	21/21	15/24	0	66
Willis	5	4	1	0			0	30
Alston	4	0	4	0			0	24
Gresham	4	2	1	1			0	24
Burrough	3	1	2	0			0	18
Robinson	2	2	0	0			0	12
Eaglin	1	0	0	1			0	6
Hinton	1	0	1	0			0	6
D. Parks	1	0	1	0			0	6
B. Parks	1	0	1	0			0	6
Dickey	0	0	0	0			0	1
Oilers	22	9	11	2	21/21	15/24	0	199
Opponents	53	19	26	8	52/53	25/42	1	447

RUSHING	No	Yds	Avg	Lg	TD
Willis	171	579	3.4	25	4
Gresham	104	400	3.8	52	2
Robinson	34	151	4.4	22	2
Pastorini	31	102	3.3	17	0
Amundson	15	56	3.7	10	0
Thomas	10	39	3.9	17	0
Burrough	5	38	7.6	34	1
Alston	1	13	13.0	13	0
Dickey	6	9	1.5	6	0
Jolley	7	6	0.9	3	0
Hinton	1	-2	-2.0	-2	0
A. Johnson	1	-3	-3.0	-3	0
Oilers	386	1388	3.6	52	9
Opponents	576	2410	4.2	53t	19

PASSING	Att	Cmp	Pct	Yards	Yds/Att	TD	Int	Lg	Sk/Yds	Rating
Pastorini	290	154	53.1	1482	5.11	5	17	50	30/313	49.0
Dickey	120	71	59.2	888	7.40	6	10	66t	13/138	64.2
Willis	1	0	0.0	0	0.0	0	0	0	0/0	39.6
Oilers	411	225	54.7	2370	5.77	11	27	66t	43/451	53.3
Opponents	326	178	54.6	2466	7.56	26	17	77t	27/229	84.0

RECEIVING	No	Yds	Avg	Lg	TD
Willis	57	371	6.5	50	1
B. Parks	43	581	13.5	66t	1
Burrough	43	577	13.4	49t	2
Gresham	28	244	8.7	62t	1
Alston	19	195	10.3	39t	4
Hinton	13	202	15.5	34t	1
Amundson	7	60	8.6	18	0
Robinson	7	46	6.6	19	0
Jolley	3	56	18.7	48	0
D. Parks	3	31	10.3	12	1
Thomas	1	4	4.0	4	0
McNeil	1	3	3.0	3	0
Oilers	225	2370	10.5	66t	11
Opponents	178	2466	13.9	77t	26

INTERCEPTIONS	No	Yds	Avg	Lg	TD
Roberts	4	55	13.8	27	0
Severson	4	24	6.0	19	0
Alexander	3	3	1.0	3	0
Blahak	2	120	60.0	87	0
Charles	2	74	37.0	39	0
Bingham	2	22	11.0	18	0
Oilers	17	298	17.5	87	0
Opponents	27	357	13.2	86t	4

PUNTING	No	Yds	Avg	Net	TB	In	Lg	B
Butler	36	1344	37.3	34.3	1	0	55	0
Pastorini	27	1087	40.3	34.4	1	0	59	0
Green	22	868	39.5	32.5	2	0	61	0
Oilers	85	3299	38.8	33.8	4	0	61	0
Opponents	62	2457	39.6	33.4	8	0	72	2

PUNT RETURNS	No	FC	Yds	Avg	Lg	TD
Severson	16	2	126	7.9	74	0
Haymond	14	6	101	7.2	44	0
Oilers	30	8	227	7.6	74	0
Opponents	44	16	343	7.8	46	0

KICKOFF RETURNS	No	Yds	Avg	Lg	TD
Haymond	28	703	25.1	47	0
Gresham	27	723	26.8	103t	1
Hinton	8	141	17.6	30	0
Eaglin	3	76	25.3	39	0
Fanucci	3	40	13.3	14	0
Blahak	2	41	20.5	23	0
Jolley	2	41	20.5	21	0
Rice TM	2	17	8.5	9	0
Severson	1	17	17.0	17	0
Oilers	76	1799	23.7	103t	1
Opponents	37	811	21.9	95t	1

FIELD GOALS	1-19	20-29	30-39	40-49	50+
Butler	4/4	2/2	6/8	3/8	0/2
Oilers	4/4	2/2	6/8	3/8	0/2
Opponents	5/5	6/8	6/11	8/15	0/3

Butler: () (31N, 51N, 38G) () (8G, 35G, 37G, 36G) (8G, 35G, 37G, 36G) (20G, 49G) (9G, 31G) () (47N, 38G) (45N, 36N, 27G, 46G) () (43B) (44B, 51N, 44G, 16G) () (43N, 18G)

Opponents: (40N, 48N, 44G, 11G) (39N, 51N, 27G) (37B, 20G, 47G, 26G) (26N, 17G) (32G, 12G) (36N) (42N, 37N) (50N, 38N, 22G, 36G) (47N, 41N, 30G, 22G, 45G) (38G) (26N, 51N, 48G, 36G, 46G) (9G) (44N, 45N, 49G, 31G, 20G, 42G) (11G, 40G)

SACKS
records not available
Oilers 27.0, Opponents 43.0

TACKLES (Solo-Assists-Total)
records not available

USUAL STARTING LINEUP

OFFENSE

- WR Ken Burrough (00)
- LT Tom Funchess (66)
- LG Solomon Freelon (69)
- C Sam Gruneisen (57)
- RG Al Jenkins (60)
- RT Elbert Drungo (75)
- Levert Carr (63)
- TE Mack Alston (82)
- WR Billy Parks (20)
- QB Dan Pastorini (7)
- Lynn Dickey (10)
- RB Bob Gresham (36)
- FB Fred Willis (44)

DEFENSE

- LE Tody Smith (10)
- LT Al Cowlings (76)
- RT John Matuszak (78)
- RE Elvin Bethea (65)**
- LLB Floyd Rice (85)
- Ralph Cindrich (55)
- MLB Gregg Bingham (54)
- RLB Guy Roberts (56)
- LCB Zeke Moore (22)
- RCB Willie Alexander (19)
- SS Jeff Severson (37)
- FS Bob Atkins (48)
- Joe Blahak (27)

SPECIALISTS

- K Skip Butler (2)
- P Skip Butler (2)
- Dan Pastorini (7)

Pro Bowl

GM: Sid Gillman; **Head Coach:** Bill Peterson (first five games), Sid Gillman (last nine games)
Asst. Coaches: Bruce Beatty (DL), Andy Bourgeois (ST), Garland Boyette (special assignments), Lew Carpenter (WR), Earnel Durden (off. backs), King Hill (QB), Joe Madro (OL), Burnie Miller (DB), Larry Peccatiello (LB)

AMERICAN FOOTBALL CONFERENCE STANDINGS

AFC EAST	W	L	T	Pct
Miami	12	2	0	.857
Buffalo	9	5	0	.643
New England	5	9	0	.357
Baltimore	4	10	0	.286
N.Y. Jets	4	10	0	.286

AFC CENTRAL	W	L	T	Pct
Cincinnati	10	4	0	.714
* Pittsburgh	10	4	0	.714
Cleveland	7	5	2	.571
Houston	1	13	0	.071

AFC WEST	W	L	T	Pct
Oakland	9	4	1	.679
Denver	7	5	2	.571
Kansas City	7	5	2	.571
San Diego	2	11	1	.179

NATIONAL FOOTBALL CONFERENCE STANDINGS

NFC EAST	W	L	T	Pct
Dallas	10	4	0	.714
* Washington	10	4	0	.714
Philadelphia	5	8	1	.393
St. Louis	4	9	1	.321
N.Y. Giants	2	11	1	.179

NFC CENTRAL	W	L	T	Pct
Minnesota	12	2	0	.857
Detroit	6	7	1	.464
Green Bay	5	7	2	.429
Chicago	3	11	0	.214

NFC WEST	W	L	T	Pct
Los Angeles	12	2	0	.857
Atlanta	9	5	0	.643
New Orleans	5	9	0	.357
San Francisco	5	9	0	.357

* Wild Card for Playoffs

1970 SEASON (3-10-1 REGULAR SEASON, 0-0 PLAYOFFS) • 4TH PLACE AFC CENTRAL

DATE	OPPONENT	SCORE	W/L	ATT
Sep. 20	at Pittsburgh	19-7	W	45,538
Sep. 27	MIAMI	10-20	L	39,840
Oct. 4	at Cincinnati	20-13	W	55,094
Oct. 11	BALTIMORE	20-24	L	48,050
Oct. 18	PITTSBURGH	3-7	L	42,799
Oct. 25	at San Diego	31-31	T	41,427
Nov. 1	at St. Louis	0-44	L	47,911
Nov. 8	at Kansas City	9-24	L	49,810
Nov. 15	SAN FRANCISCO	20-30	L	43,040
Nov. 22	at Cleveland	14-28	L	74,723
Nov. 29	DENVER	31-21	W	35,733
Dec. 7	CLEVELAND	10-21	L	50,582
Dec. 13	CINCINNATI	20-30	L	34,435
Dec. 20	at Dallas	10-52	L	50,504

	TITANS	OPP
Total First Downs	232	227
Rushing	88	85
Passing	126	115
Penalty	18	27
3rd Down: Made/Att	91/225	78/200
3rd Down Pct.	40.4	39.0
4th Down: Made/Att	2/6	2/3
4th Down Pct.	33.3	66.7
Possession Avg.	38:34	17:09
Total Net Yards	4062	4398
Avg. Per Game	290.1	314.1
Total Plays	922	840
Avg. Per Play	4.4	5.2
Net Yards Rushing	1556	1793
Avg. Per Game	111.1	128.1
Total Rushes	419	466
Net Yards Passing	2506	2605
Avg. Per Game	179.0	186.1
Sacked/Yards Lost	33/262	30/246
Gross Yards	2768	2851
Att./Comp.	470/238	344/164
Completion Pct.	50.6	47.7
Had Intercepted	23	18
Punts/Average	84/42.4	77/44.4
Net Punting Avg.	84/35.7	77/39.5
Penalties/Yards	78/833	76/833
Fumbles/Ball Lost	26/15	22/8
Touchdowns	23	44
Rushing	10	16
Passing	12	25
Returns	1	3

BY PERIODS	1	2	3	4	OT	PTS
Oilers	49	57	50	61	0	217
Opponents	51	92	89	120	0	352

SCORING	TD	RU	PA	RT	PAT	FG	S	TP
Gerela	0	0	0	0	23/23	18/32	0	77
LeVias	5	0	5	0	0	0	0	30
Hopkins	3	3	0	0	0	0	0	18
Joiner	3	0	3	0	0	0	0	18
Richardson	3	2	1	0	0	0	0	18
Dawkins	2	2	0	0	0	0	0	12
Reed	2	0	2	0	0	0	0	12
Beirne	1	0	1	0	0	0	0	6
Campbell	1	1	0	0	0	0	0	6
Granger	1	1	0	0	0	0	0	6
Peacock	1	0	0	1	0	0	0	6
Rhyme	1	1	0	0	0	0	0	6
Pritchard	0	0	0	0	0	1	2	0
Oilers	23	10	12	1	23/23	18/32	1	217
Opponents	44	16	25	3	44/44	14/30	1	352

RUSHING	No	Yds	Avg	Lg	TD
Dawkins	124	517	4.2	49	2
Richardson	103	368	3.6	34	2
Hopkins	57	207	3.6	12	3
Campbell	59	189	3.2	28	1
Granger	51	169	3.3	15	1
Rhyme	9	54	6.0	11	1
LeVias	7	37	5.3	24	0
Naponic	3	12	4.0	11	0
C. Johnson	5	3	0.6	9	0
Smiley	1	0	0.0	0	0
Oilers	419	1556	3.7	49	10
Opponents	466	1793	3.8	35	16

PASSING	Att	Cmp	Pct	Yards	Yds/Att	TD	Int	Lg	Sk/Yds	Rating
C. Johnson	281	144	51.2	1652	5.88	7	12	63t	15/124	59.8
Rhyme	168	88	52.4	1031	6.14	5	8	87t	10/85	61.4
Naponic	20	6	30.0	85	4.25	0	2	21	8/53	5.2
LeVias	1	0	0.0	0	0.00	0	1	0	0/0	0.0
Oilers	470	238	50.6	2768	5.89	12	23	87t	33/262	56.9
Opponents	344	164	47.7	2851	8.29	25	18	80t	30/246	78.8

RECEIVING	No	Yds	Avg	Lg	TD
Reed	47	604	12.9	34	2
LeVias	41	529	12.9	63t	5
Richardson	34	381	11.2	67	1
Joiner	28	416	14.9	87t	3
Haik	17	190	11.2	35	0
Beirne	16	216	13.5	25	1
Dawkins	15	94	6.3	17	0
Campbell	15	78	5.2	10	0
Hopkins	14	142	10.1	43	0
Granger	11	118	10.7	22	0
Oilers	238	2768	11.6	87t	12
Opponents	164	2851	17.4	80t	25

INTERCEPTIONS	No	Yds	Avg	Lg	TD
Moore	6	85	14.2	32	0
Houston	3	32	10.7	9	0
Peacock	3	24	8.0	12	0
Mitchell	2	35	17.5	35	0
Pritchard	2	28	14.0	17	0
Boyette	1	18	18.0	18	0
Atkins	1	7	7.0	7	0
Domres	0	13	--	13	0
Oilers	18	242	13.4	35	0
Opponents	23	334	14.5	45t	2

PUNTING	No	Yds	Avg	Net	TB	In	Lg	B
Jones	84	3559	42.4	35.7	6	0	73	1
Oilers	84	3559	42.4	35.7	6	0	73	1
Opponents	77	3419	44.4	39.5	6	0	71	0

PUNT RETURNS	No	FC	Yds	Avg	Lg	TD
LeVias	25	8	213	8.5	33	0
Richardson	10	7	30	3.0	11	0
Houston	4	1	13	3.3	6	0
Beirne	1	0	1	1.0	1	0
Dawkins	1	0	0	0.0	0	0
Oilers	41	16	257	6.3	33	0
Opponents	52	16	441	8.5	38	0

KICKOFF RETURNS	No	Yds	Avg	Lg	TD
LeVias	26	598	23.0	37	0
B. Johnson	15	320	21.3	40	0
Moore	7	190	27.1	45	0
Davis	2	0	0.0	0	0
Drungo	1	25	25.0	25	0
Granger	1	0	0.0	0	0
Hopkins	1	20	20.0	20	0
Lewis	1	15	15.0	15	0
Reed	1	0	0.0	0	0
Oilers	55	1168	21.2	45	0
Opponents	32	741	23.2	35	0

FIELD GOALS	1-19	20-29	30-39	40-49	50+
Gerela	5/5	4/5	6/8	3/14	0/0
Oilers	5/5	4/5	6/8	3/14	0/0
Opponents	1/1	2/6	7/9	3/10	1/4

Gerela: (46N, 8G) (10G) (28G, 37G) (42N, 40B, 48N, 27G, 9G) (40N, 34G) (46N, 48B, 49N, 48N, 18G) (32N) (27N, 38G, 18G, 48G) (26G, 26G) () (41N, 33G) (43G) (47N, 37B, 46G, 31G) (37G)

Opponents: (27N) (40N, 31G, 42G) (23B, 51G, 36G) (34N, 45N, 43G) (57N) (45G) (46N, 48N, 32G, 14G, 38G) (44N, 42B, 39G) (52B, 52N) (33B, 24N) (23N) (44N) (25G, 25G, 30G) (35G)

SACKS
records not available
Oilers 30.0, Opponents 33.0

TACKLES (Solo-Assists-Total)
records not available

USUAL STARTING LINEUP

OFFENSE

WR Charlie Joiner (18)
Jim Beirne (81)

LT Walt Suggs (76)
LG Ken Gray (62)
C Bobby Maples (50)
RG Elbert Drungo (75)
RT Glen Ray Hines (78)
TE Alvin Reed (89)
WR Jerry LeVias (12)
QB Charley Johnson (12)
Jerry Rhyme (17)

RB Mike Richardson (24)
Woody Campbell (35)
FB Joe Dawkins (34)
Hoyle Granger (32)

DEFENSE

LE Pat Holmes (79)
LT Willie Parker (74)
RT Tom Domres (71)
RE Elvin Bethea (65)
LLB Olen Underwood (56)
George Webster (90)
MLB Garland Boyette (52)
RLB Ron Pritchard (58)
LCB Leroy Mitchell (41)
RCB Zeke Moore (22)
SS Ken Houston (29)
FS Johnny Peacock (44)

SPECIALISTS

K Roy Gerela (3)
P Spike Jones (11)

Pro Bowl

GM: (none); Head Coach: Wally Lemm
Asst. Coaches: Joe Childress (off. backs), Hugh Devore (LB), F.A. Dry (OL), Bud McFadin (DL), Fran Polsfoot (WR), Walt Schlinkman (DB)

AMERICAN FOOTBALL CONFERENCE STANDINGS

AFC EAST	W	L	T	Pct
Baltimore	11	2	1	.846
* Miami	10	4	0	.714
N.Y. Jets	4	10	0	.286
Buffalo	3	10	1	.231
Boston Patriots	2	12	0	.143
AFC CENTRAL	W	L	T	Pct
Cincinnati	8	6	0	.571
Cleveland	7	7	0	.500
Pittsburgh	5	9	0	.357
Houston	3	10	1	.231
AFC WEST	W	L	T	Pct
Oakland	8	4	2	.667
Kansas City	7	5	2	.583
San Diego	5	6	3	.455
Denver	5	8	1	.385

NATIONAL FOOTBALL CONFERENCE STANDINGS

NFC EAST	W	L	T	Pct
Dallas	10	4	0	.714
N.Y. Giants	9	5	0	.643
St. Louis	8	5	1	.615
Washington	6	8	0	.429
Philadelphia	3	10	1	.231
NFC CENTRAL	W	L	T	Pct
Minnesota	12	2	0	.857
* Detroit	10	4	0	.714
Chicago	6	8	0	.429
Green Bay	6	8	0	.429
NFC WEST	W	L	T	Pct
San Francisco	10	3	1	.769
Los Angeles	9	4	1	.692
Atlanta	4	8	2	.333
New Orleans	2	11	1	.154

* Wild Card for Playoffs

1969 SEASON (6-6-2 REGULAR SEASON, 0-1 PLAYOFFS) • 2ND PLACE AFL EAST

DATE	OPPONENT	SCORE	W/L	ATT
Sep. 14	at Oakland	17-21	L	49,361
Sep. 21	at Buffalo	17-3	W	40,146
Sep. 28	MIAMI	22-10	W	41,086
Oct. 5	BUFFALO	28-14	W	46,485
Oct. 12	at Kansas City	0-24	L	45,805
Oct. 19	at New York	17-26	L	63,841
Oct. 26	DENVER	24-21	W	45,348
Nov. 2	at Boston	0-24	L	19,006
Nov. 9	CINCINNATI	31-31	T	45,298
Nov. 16	at Denver	20-20	T	45,002
Nov. 23	at Miami	32-7	W	27,218
Nov. 27	SAN DIEGO	17-21	L	40,065
Dec. 6	NEW YORK	26-34	L	51,923
Dec. 14	BOSTON	27-23	W	39,215
Dec. 21	at Oakland	7-56	L	53,539

	TITANS	OPP
Total First Downs	256	183
Rushing	95	77
Passing	146	93
Penalty	15	13
3rd Down: Made/Att	--	--
4th Down: Made/Att	--	--
Possession Avg.	25:43	34:17
Total Net Yards	4531	3773
Avg. Per Game	323.6	269.5
Total Plays	965	833
Avg. Per Play	4.7	4.5
Net Yards Rushing	1706	1556
Avg. Per Game	121.9	111.1
Total Rushes	440	430
Net Yards Passing	2825	2217
Avg. Per Game	201.8	158.4
Sacked/Yards Lost	36/322	32/278
Gross Yards	3147	2495
Att./Comp.	489/239	371/167
Completion Pct.	48.9	45.0
Had Intercepted	31	23
Punts/Average	70/38.9	85/43.1
Net Punting Avg.	70/35.8	85/36.8
Penalties/Yards	70/730	61/592
Fumbles/Ball Lost	24/17	27/17
Touchdowns	31	33
Rushing	12	10
Passing	15	18
Returns	4	5

BY PERIODS	1	2	3	4	OT	PTS
Oilers	28	84	58	108	0	278
Opponents	92	82	51	54	0	279

SCORING	TD	RU	PA	RT	PAT	FG	S	TP
Gerela	0	0	0	0	29/29	19/40	0	86
Hopkins	5	4	1	0	0	0	0	30
LeVias	5	0	5	0	0	0	0	30
Beirne	4	0	4	0	0	0	0	26
Granger	4	3	1	0	0	0	0	24
Beathard	2	2	0	0	0	0	0	12
Reed	2	0	2	0	0	0	0	12
Trull	2	2	0	0	0	0	0	12
Campbell	1	1	0	0	0	0	0	6
Domres	1	0	0	1	0	0	0	6
Haik	1	0	1	0	0	0	0	6
Houston	1	0	0	1	0	0	0	6
Johnson	1	0	1	0	0	0	0	6
Moore	1	0	0	1	0	0	0	6
Peacock	1	0	0	1	0	0	0	6
Betha	0	0	0	0	1	2	0	2
Richardson	0	0	0	0	0	2	0	2
Oilers	31	12	15	0	29/29	19/40	1	278
Opponents	33	10	18	5	33/33	16/30	0	279

2-Pt Conversions: Beirne, Richardson Oilers 2-2, Opponents 0-0

RUSHING	No	Yds	Avg	Lg	TD
Granger	186	740	4.0	23	3
Hopkins	131	473	3.6	43t	4
Burrell	41	147	3.6	19	0

PASSING	Att	Cmp	Pct	Yards	Yds/Att	TD	Int	Lg	Sk/Yds	Rating
Beathard	370	180	48.6	2455	6.64	10	21	86t	22/205	55.6
Trull	75	34	45.3	469	6.25	3	6	57	11/85	45.9
Davis	42	25	59.5	223	5.31	2	4	22	3/32	50.1
LeVias	2	0	0.0	0	0.00	0	0	0	0/0	39.6
Oilers	489	239	48.9	3147	6.44	15	31	86t	36/322	53.4
Opponents	371	167	45.0	2495	6.73	18	23	79t	32/278	58.0

Campbell	28	98	3.5	10	1
Beathard	19	89	4.7	16	2
Richardson	5	51	10.2	28	0
Johnson	11	42	3.8	9	0
Trull	8	25	3.1	7	2
Haik	2	21	10.5	11	0
LeVias	6	18	3.0	10	0
Davis	3	2	0.7	4	0
Oilers	440	1706	3.9	43t	12
Opponents	430	1556	3.6	56	10

RECEIVING	No	Yds	Avg	Lg	TD
Reed	51	664	13.0	43t	2
LeVias	42	696	16.6	86t	5
Beirne	42	540	12.9	37t	4
Hopkins	29	338	11.7	56	1
Haik	27	375	13.9	42	1
Granger	27	330	12.2	53	1
Campbell	7	82	11.7	37	0
Joiner	7	77	11.0	16	0
Burrell	5	28	5.6	8	0
Johnson	2	17	8.5	16	1
Oilers	239	3147	13.2	86t	15
Opponents	167	2495	14.9	79t	18

INTERCEPTIONS	No	Yds	Avg	Lg	TD
Farr	6	48	8.0	35	0
Houston	4	87	21.8	51t	1
Moore	4	71	17.8	51t	1
Hicks	4	36	9.0	20	0
Peacock	2	56	28.0	39	0
Webster	2	35	17.5	26	0
Underwood	1	2	2.0	2	0
Oilers	23	335	14.6	51t	2
Opponents	31	441	14.2	57t	3

PUNTING	No	Yds	Avg	Net	TB	In	Lg	B
Gerela	41	1656	40.4	37.0	0	0	70	0
Burrell	29	1066	36.8	34.1	1	0	56	0
Oilers	70	2722	38.9	35.8	1	0	70	0
Opponents	85	3660	43.1	36.8	7	0	78	0

PUNT RETURNS	No	FC	Yds	Avg	Lg	TD
LeVias	35	11	292	8.3	46	0
Richardson	7	7	93	13.3	27	0
Burrell	1	0	6	6.0	6	0
Oilers	43	18	391	9.1	46	0
Opponents	37	14	196	5.3	34	0

KICKOFF RETURNS	No	Yds	Avg	Lg	TD
LeVias	38	940	24.7	87	0
Burrell	5	101	20.2	32	0
Joiner	3	73	24.3	28	0
Reed	3	0	0.0	0	0
Houston	0	27	--	20	0
Oilers	49	1141	23.3	87	0
Opponents	38	792	20.8	51	0

FIELD GOALS	1-19	20-29	30-39	40-49	50+
Gerela	9/9	5/6	3/12	1/8	1/5
Oilers	9/9	5/6	3/12	1/8	1/5
Opponents	8/9	3/7	3/5	2/9	0/0

Gerela: (59N, 51N, 28G) (23N, 21G) (38G, 17G, 17G, 31G, 30G) (45N, 42N, 54N, 39N) (35N, 41N) (35N, 12G) (44N, 39N, 22G) (35N) (37B, 30B, 60N, 50G) (38N, 47N, 46N, 18G, 19G) (21G, 10G, 18G) (42G) (24G) (48N, 30N, 13G, 19G)
Opponents: (47N, 37N, 27N) (14G) (42B, 17G) (44N) (22N, 30G) (45N, 17G, 48G, 45G, 21G) (40N, 21N) (30N, 41N, 30G) (18G) (47N, 27G, 9G) () (25B) (10N, 10G, 38G) (10G, 19G, 27G)

SACKS
 records not available
Oilers 32.0, Opponents 36.0

TACKLES (Solo-Assists-Total)
 records not available

USUAL STARTING LINEUP

OFFENSE

WR Jim Beirne (81)
LT Walt Suggs (76)
LG Tom Regner (60)
C Bobby Maples (50)
RG Sonny Bishop (66)
RT Glen Ray Hines (78)
TE Alvin Reed (89)
WR Mac Haik (86)
Jerry LeVias (23)
QB Pete Beathard (11)
RB Roy Hopkins (36)
FB Hoyle Granger (32)

DEFENSE

LE Pat Holmes (79)
LT Carel Stith (70)
RT Tom Domres (71)
RE Elvin Betha (65)
LLB George Webster (90)
MLB Garland Boyette (52)
RLB Olen Underwood (56)
LCB Miller Farr (20)
RCB Zeke Moore (22)
SS Ken Houston (29)
FS W.K. Hicks (33)
 Johnny Peacock (44)

SPECIALISTS

K Roy Gerela (3)
P Roy Gerela (3)
 Ode Burrell (25)

AFL All-Star Game

All-AFL

GM: Don Klosterman; **Head Coach:** Wally Lemm
Asst. Coaches: Joe Childress (off. backs), Hugh Devore (LB), F.A. Dry (OL), Bud McFadin (DL), Fran Poltfoot (WR), Walt Schlinkman (DB)

AMERICAN FOOTBALL LEAGUE STANDINGS

EASTERN DIVISION	W	L	T	Pct
N.Y. Jets	10	4	0	.714
Houston	6	6	2	.500
Boston Patriots	4	10	0	.286
Buffalo	4	10	0	.286
Miami	3	10	1	.231

WESTERN DIVISION	W	L	T	Pct
Oakland	12	1	1	.923
Kansas City	11	3	0	.786
San Diego	8	6	0	.571
Denver	5	8	1	.385
Cincinnati	4	9	1	.308

DIVISIONAL PLAYOFFS
 Kansas City 13, N.Y. JETS 6; OAKLAND 56, Houston 7

AFL CHAMPIONSHIP
 Kansas City 17, OAKLAND 7

1968 SEASON (7-7 REGULAR SEASON, 0-0 PLAYOFFS) • 2ND PLACE AFL EAST

DATE	OPPONENT	SCORE	W/L	ATT
Sep. 9	KANSAS CITY	21-26	L	45,083
Sep. 14	at Miami	24-10	W	40,067
Sep. 21	at San Diego	14-30	L	46,217
Sep. 29	OAKLAND	15-24	L	46,098
Oct. 6	MIAMI	7-24	L	36,109
Oct. 13	at Boston	16-0	W	32,502
Oct. 20	NEW YORK	14-20	L	51,710
Oct. 27	at Buffalo	30-7	W	34,339
Nov. 3	at Cincinnati	27-17	W	24,012
Nov. 10	at New York	7-26	L	60,242
Nov. 17	DENVER	38-17	W	36,075
Nov. 28	at Kansas City	10-24	L	48,493
Dec. 7	BUFFALO	35-6	W	34,110
Dec. 15	BOSTON	45-17	W	34,198

	TITANS	OPP
Total First Downs	240	198
Rushing	99	89
Passing	128	96
Penalty	13	13
3rd Down: Made/Att	--	--
4th Down: Made/Att	--	--
Possession Avg.	34:17	25:43
Total Net Yards	4352	3375
Avg. Per Game	310.9	241.1
Total Plays	905	854
Avg. Per Play	4.8	4.0
Net Yards Rushing	1804	1704
Avg. Per Game	128.9	121.7
Total Rushes	462	462
Net Yards Passing	2548	1671
Avg. Per Game	182.0	119.4
Sacked/Yards Lost	29/316	33/332
Gross Yards	2864	2003
Att./Comp.	414/191	359/158
Completion Pct.	46.1	44.0
Had Intercepted	25	20
Punts/Average	73/41.2	88/44.1
Net Punting Avg.	73/34.1	88/37.9
Penalties/Yards	61/644	54/526
Fumbles/Ball Lost	28/13	17/10
Touchdowns	38	26
Rushing	16	9
Passing	17	13
Returns	5	4

BY PERIODS	1	2	3	4	OT	PTS
Oilers	65	81	55	102	0	303
Opponents	37	75	58	78	0	248

SCORING	TD	RU	PA	RT	PAT	FG	S	TP
Walker	0	0	0		26/26	8/16	0	50
Haik	8	0	8	0			0	48
Granger	7	7	0	0			0	42
Campbell	6	6	0	0			0	36
Reed	5	0	5	0			0	30
Beirne	4	0	4	0			0	24
Wittenborn	0	0	0	0	11/11	4/13	0	23
Beathard	2	2	0	0			0	12
Farr	2	0	0	2			0	12
Houston	2	0	0	2			0	12
Carwell	1	0	0	1			0	6
Davis	1	1	0	0			0	6
Underwood	0	0	0	0			1	2
Oilers	38	16	17	5	37/37	12/29	1	303
Opponents	26	9	13	4	25/25	21/30	1	248

2-Pt Conversions: Oilers 0-1, Opponents 1-1

RUSHING	No	Yds	Avg	Lg	TD
Granger	202	848	4.2	47t	7
Campbell	115	436	3.8	37	6
Blanks	63	169	2.7	10	0
Hopkins	31	104	3.4	18	0
Davis	15	91	6.1	20	1
Beathard	18	79	4.4	20	2
Trull	14	47	3.4	15	0
Norton	1	20	20.0	20	0
Haik	2	7	3.5	5	0
Beirne	1	3	3.0	3	0
Oilers	462	1804	3.9	47t	16
Opponents	462	1704	3.7	38	9

PASSING	Att	Cmp	Pct	Yards	Yds/Att	TD	Int	Lg	Sk/Yds	Rating
Beathard	223	105	47.1	1559	6.99	7	16	66t	14/150	51.0
Trull	105	53	50.5	864	8.23	10	3	60	9/94	98.3
Davis	86	33	38.4	441	5.13	0	6	55	6/72	26.4
Oilers	414	191	46.1	2864	6.92	17	25	66t	29/316	57.9
Opponents	359	158	44.0	2003	5.58	13	20	80t	33/332	50.9

RECEIVING	No	Yds	Avg	Lg	TD
Reed	46	747	16.2	60	5
Haik	32	584	18.3	59t	8
Beirne	31	474	15.3	66t	4
Granger	26	361	13.9	55	0
Campbell	21	234	11.1	39	0
Blanks	13	184	14.2	61	0
Frazier	9	123	13.7	19	0
Taylor	6	90	15.0	35	0
Hopkins	4	40	10.0	26	0
Burrell	2	35	17.5	33	0
Wittenborn	1	-8	-8.0	-8	0
Oilers	191	2864	15.0	66t	17
Opponents	158	2003	12.7	80t	13

INTERCEPTIONS	No	Yds	Avg	Lg	TD
Houston	5	160	32.0	66t	2
Carwell	4	81	20.3	41	1
Farr	3	104	34.7	52t	2
Hicks	3	42	14.0	28	0
Norton	2	0	0.0	0	0
Webster	1	9	9.0	9	0
Boyette	1	0	0.0	0	0
Underwood	1	0	0.0	0	0
Oilers	20	396	19.8	66t	5
Opponents	25	326	13.0	36	2

PUNTING	No	Yds	Avg	Net	TB	In	Lg	B
Norton	73	3008	41.2	34.1	7	0	64	2
Oilers	73	3008	41.2	34.1	7	0	64	2
Opponents	88	3882	44.1	37.9	5	0	70	0

PUNT RETURNS	No	FC	Yds	Avg	Lg	TD
Carwell	27	2	227	8.4	32	0
Blanks	22	6	179	8.1	39	0
Burrell	2	2	26	13.0	15	0
Moore	1	0	11	11.0	11	0
Oilers	52	10	443	8.5	39	0
Opponents	40	7	379	9.5	67t	1

KICKOFF RETURNS	No	Yds	Avg	Lg	TD
Moore	32	787	24.6	45	0
Carwell	15	335	22.3	38	0
Burrell	2	70	35.0	40	0
Robertson	2	9	4.5	9	0
Hopkins	1	21	21.0	21	0
Houston	1	13	13.0	13	0
Oilers	53	1235	23.3	45	0

FIELD GOALS	1-19	20-29	30-39	40-49	50+
Walker	3/3	2/3	2/3	1/6	0/1
Wittenborn	1/2	1/2	1/3	1/4	0/2
Oilers	4/5	3/5	3/6	2/10	0/3
Opponents	4/5	8/10	7/8	2/6	0/1

Walker: () () () () () (21N) (44B, 42N, 39G, 22G, 19G) (27G, 41G) () (18G) (45N, 39G) (37N, 47N) (54N, 42N, 16G)
 Wittenborn: (47N) (52N, 32N, 34G) (36N) (40N) (53N, 22N) (13B, 40B, 44G, 15G, 25G) () () () () () ()
 Opponents: (27G, 33G, 26G, 32G) (22G) (35G, 23G, 48G) (34G) (29N, 31G) (49N) (12G) (45N) (16N, 42N, 28G) (20N, 14G, 32G, 28G, 21G) (34N, 12G) (50N, 17G) (40N, 28G, 36G) (42G)

SACKS
 records not available
Oilers 33.0, Opponents 29.0

TACKLES (Solo-Assists-Total)
 records not available

USUAL STARTING LINEUP

OFFENSE
 WR Jim Beirne (81)
 LT **Walt Suggs (76)**
 LG Tom Regner (60)
 C **Bobby Maples (50)**
 RG **Sonny Bishop (66)**
 RT **Glen Ray Hines (78)**
 TE **Alvin Reed (89)**
 WR Mac Haik (86)
 QB Pete Beathard (11)
 Don Trull (10)
 RB Sid Blanks (42)
 Woody Campbell (35)
 FB **Hoyle Granger (32)**

DEFENSE
 LE **Pat Holmes (79)**
 LT Willie Parker (74)
 RT George Rice (72)
 RE Elvin Bethea (65)
 LLB **George Webster (90)**
 MLB **Garland Boyette (52)**
 RLB Olen Underwood (56)
 LCB **Miller Farr (20)**
 RCB Larry Carwell (41)
 SS **Ken Houston (29)**
 FS W.K. Hicks (33)

SPECIALISTS
 K Wayne Walker (15)
 John Wittenborn (67)
 P Jim Norton (43)

AFL All-Star Game
 All-AFL

GM: Don Klosterman; **Head Coach:** Wally Lemm
Asst. Coaches: Joe Childress (off. backs), Hugh Devore (general coaching), F.A. Dry (OL), Bud McFadin (DL), Fran Polsfoot (WR), Walt Schlinkman (DB)

AMERICAN FOOTBALL LEAGUE STANDINGS

EASTERN DIVISION				
W	L	T	Pct	
N.Y. Jets	11	3	0	.786
Houston	7	7	0	.500
Miami	5	8	1	.385
Boston Patriots	4	10	0	.286
Buffalo	1	12	1	.077

WESTERN DIVISION				
W	L	T	Pct	
Oakland	12	2	0	.857
Kansas City	12	2	0	.857
San Diego	9	5	0	.643
Denver	5	9	0	.357
Cincinnati	3	11	0	.214

WESTERN DIVISION PLAYOFF
 OAKLAND 41, Kansas City 6

AFL CHAMPIONSHIP
 N.Y. JETS 27, Oakland 23

1967 SEASON (9-4-1 REGULAR SEASON, 0-1 PLAYOFFS) • 1ST PLACE AFL EAST

DATE	OPPONENT	SCORE	W/L	ATT
Sep. 9	KANSAS CITY	20-25	L	28,003
Sep. 17	at Buffalo	20-3	W	41,384
Sep. 24	at San Diego	3-13	L	36,032
Oct. 1	DENVER	10-6	W	21,798
Oct. 15	at New York	28-28	T	62,729
Oct. 22	at Kansas City	24-19	W	46,365
Oct. 29	BUFFALO	10-3	W	30,060
Nov. 5	at Boston	7-18	L	19,422
Nov. 12	at Denver	20-18	W	30,392
Nov. 26	BOSTON	27-6	W	28,044
Dec. 3	MIAMI	17-14	W	20,979
Dec. 10	OAKLAND	7-19	L	36,375
Dec. 16	SAN DIEGO	24-17	W	19,870
Dec. 23	at Miami	41-10	W	25,982
Dec. 31	at Oakland	7-40	L	53,330

	TITANS	OPP
Total First Downs	207	233
Rushing	111	86
Passing	86	126
Penalty	10	21
3rd Down: Made/Att	--	--
4th Down: Made/Att	--	--
Possession Avg.	34:17	25:43
Total Net Yards	3503	4055
Avg. Per Game	250.2	289.6
Total Plays	828	910
Avg. Per Play	4.2	4.5
Net Yards Rushing	2122	1637
Avg. Per Game	151.6	116.9
Total Rushes	476	424
Net Yards Passing	1381	2418
Avg. Per Game	98.6	172.7
Sacked/Yards Lost	20/151	25/201
Gross Yards	1532	2619
Att./Comp.	332/145	461/228
Completion Pct.	43.1	49.5
Had Intercepted	20	26
Punts/Average	71/42.6	63/41.0
Net Punting Avg.	71/35.5	63/35.0
Penalties/Yards	61/698	59/614
Fumbles/Ball Lost	17/7	29/13
Touchdowns	31	18
Rushing	12	7
Passing	11	10
Returns	8	1

BY PERIODS	1	2	3	4	OT	PTS
Oilers	40	89	65	64	0	258
Opponents	28	56	42	73	0	199

SCORING	TD	RU	PA	RT	PAT	FG	S	TP
Wittenborn	0	0	0	0	30/30	14/28	0	72
Granger	9	6	3	0	0	0	0	54
Campbell	6	4	2	0	0	0	0	36
Farr	3	0	0	3	0	0	0	18
Houston	3	0	0	3	0	0	0	18
Blanks	2	1	1	0	0	0	0	12
Bass	1	0	1	0	0	0	0	6
Beathard TM	1	1	0	0	0	0	0	6
Frazier	1	0	1	0	0	0	0	6
Ledbetter TM	1	0	1	0	0	0	0	6
Moore	1	0	0	1	0	0	0	6
Norton	1	0	0	1	0	0	0	6
Reed	1	0	1	0	0	0	0	6
Taylor	1	0	1	0	0	0	0	6
Oilers	31	12	11	8	30/30	14/28	0	258
Opponents	18	7	10	1	14/14	23/42	1	199

2-Pt Conversions: Oilers 0-1, Opponents 3-4

RUSHING	No	Yds	Avg	Lg	TD
Granger	236	1194	5.1	67	6
Campbell	110	511	4.6	42	4
Blanks	66	206	3.1	16	1
Beathard LG	32	133	4.2	23	1
Beathard TM	32	133	4.2	23	1
Hopkins	13	42	3.2	19	0
Davis	5	23	4.6	10	0
Elkins	2	19	9.5	14	0
Lee TM	5	0	0.0	7	0
Burrell	3	-3	-1.0	2	0
Trull TM	3	-5	-1.7	7	0
Norton	1	-7	-7.0	-7	0
Oilers	476	2122	4.5	67	12
Opponents	424	1637	3.9	35	7

PASSING	Att	Cmp	Pct	Yards	Yds/Att	TD	Int	Lg	Sk/Yds	Rating
Beathard LG	231	94	40.7	1114	4.82	9	14	43t	15/125	43.8
Beathard TM	229	94	41.0	1114	4.86	9	14	43t	14/111	44.2
Lee TM	72	36	50.0	309	4.29	2	4	53	2/12	47.7
Davis	19	9	47.4	71	3.74	0	2	17	2/10	17.5
Trull TM	11	4	36.4	38	3.45	0	0	16	2/18	46.8
Campbell	1	0	0.0	0	0.00	0	0	0	0/0	39.6
Oilers	332	143	43.1	1532	4.61	11	20	53	20/151	43.1
Opponents	461	228	49.5	2619	5.68	10	26	44t	25/201	50.7

RECEIVING	No	Yds	Avg	Lg	TD
Granger	31	300	9.7	43t	3
Frazier	23	253	11.0	53	1
Taylor	18	233	12.9	23	1
Campbell	17	136	8.0	32	2
Burrell	12	193	16.1	39	0
Reed	11	144	13.1	20	1
Blanks	11	93	8.5	39t	1
Bass	5	42	8.4	15	1
Poole	4	55	13.8	18	0
Ledbetter TM	4	43	10.8	16	1
Elkins	3	32	10.7	16	0
Hopkins	3	9	3.0	7	0
Lee TM	1	-1	-1.0	-1	0
Oilers	143	1532	10.7	53	11
Opponents	228	2619	11.5	44t	10

INTERCEPTIONS	No	Yds	Avg	Lg	TD
Farr	10	264	26.4	67	3
Norton	6	73	12.2	26	1
Houston	4	151	37.8	78	2
Hicks	3	122	40.7	62	0
Webster	1	23	23.0	23	0
Underwood	1	8	8.0	8	0
Jancik	1	4	4.0	4	0
Carwell	0	31	--	31	0
Oilers	26	676	26.0	78	6
Opponents	20	156	7.8	32t	1

PUNTING	No	Yds	Avg	Net	TB	In	Lg	B
Norton	71	3025	42.6	35.5	6	0	58	1
Oilers	71	3025	42.6	35.5	6	0	58	1
Opponents	63	2583	41.0	35.0	6	0	71	1

PUNT RETURNS	No	FC	Yds	Avg	Lg	TD
Carwell	9	4	154	17.1	54	0
Jancik	6	2	19	3.2	19	0
Moore	5	1	82	16.4	46	0
Blanks	0	2	0	--	--	0
Burrell	0	5	0	--	--	0
Oilers	20	14	255	12.8	54	0
Opponents	41	12	383	9.3	52	0

KICKOFF RETURNS	No	Yds	Avg	Lg	TD
Jancik	16	349	21.8	49	0
Moore	14	405	28.9	92t	1
Carwell	8	164	20.5	27	0
Houston	2	40	20.0	24	0
Campbell	1	19	19.0	19	0
Farr	1	17	17.0	17	0
Hopkins	1	26	26.0	26	0
Reed	1	0	0.0	0	0
Oilers	44	1020	23.2	92t	1
Opponents	51	950	18.6	37	0

FIELD GOALS	1-19	20-29	30-39	40-49	50+
Wittenborn	2/2	5/5	3/6	4/11	0/4
Oilers	2/2	5/5	3/6	4/11	0/4
Opponents	7/8	1/5	5/9	9/15	1/5

Wittenborn: () (22G, 42G) (31G, 52N) (31N, 46N, 16G) (42N, 52N) (45G) (25G) () (41G, 15G, 51N, 44B, 57N) (47G, 44N, 23G) (32N, 41N, 20G) (46N) (31G) (29G, 38N, 48N, 38G)
Opponents: (54G, 25B) (47G, 40N) (14G, 42G, 38N) (46N, 41B, 41N, 38G, 31G) (10G, 27G, 34B, 44N) (40G, 13G, 39B) (47G, 22N) (40G, 12G, 18G, 13B, 50N) (36N, 29N, 43G) (40G, 30G, 50N, 51N) (51N, 24N) (12G, 46N, 32G, 31G, 45G) (18G) (48G)

SACKS
 records not available
Oilers 25.0, Opponents 20.0

TACKLES (Solo-Assists-Total)
 records not available

USUAL STARTING LINEUP

OFFENSE

WR Charles Frazier (28)
LT Walt Suggs (76)
LG Bob Talamini (61)
 C Bobby Maples (50)
 RG Sonny Bishop (66)
 RT Glen Ray Hines (78)
 TE Alvin Reed (89)
 WR Ode Burrell (25)
 QB Pete Beathard (11)
RB Woody Campbell (35)
FB Hoyle Granger (32)

DEFENSE

LE Pat Holmes (79)
 LT Willie Parker (74)
 RT George Rice (72)
 RE Don Floyd (75)
LLB George Webster (90)
 MLB Garland Boyette (52)
 RLB Olen Underwood (56)
LCB Miller Farr (20)
 RCB W.K. Hicks (33)
 SS Ken Houston (29)
FS Jim Norton (43)

SPECIALISTS

K John Wittenborn (67)
 P Jim Norton (43)

AFL All-Star Game
 All-AFL

GM: Don Klosterman; **Head Coach:** Wally Lemm
Asst. Coaches: Joe Childress (off. backs), Hugh Devore (WR), F.A. Dry (OL), Bud McFadin (DL), Wayne Robinson (LB), Walt Schlinkman (DB)

AMERICAN FOOTBALL LEAGUE STANDINGS

EASTERN DIVISION		W	L	T	Pct
Houston	9	4	1	1	.692
N.Y. Jets	8	5	1		.615
Buffalo	4	10	0		.286
Miami	4	10	0		.286
Boston	3	10	1		.231

WESTERN DIVISION		W	L	T	Pct
Oakland	13	1	0		.929
Kansas City	9	5	0		.643
San Diego	8	5	1		.615
Denver	3	11	0		.214

AFL CHAMPIONSHIP
 OAKLAND 40, Houston 7

1966 SEASON (3-II REGULAR SEASON, 0-0 PLAYOFFS) • 4TH PLACE AFL EAST

DATE	OPPONENT	SCORE	W/L	ATT
Sep. 3	DENVER	45-7	W	30,156
Sep. 10	OAKLAND	31-0	W	31,763
Sep. 18	at New York	13-52	L	54,681
Sep. 25	at Buffalo	20-27	L	42,526
Oct. 2	at Denver	38-40	L	27,203
Oct. 16	NEW YORK	24-0	W	30,823
Oct. 23	MIAMI	13-20	L	23,173
Oct. 30	at Kansas City	23-48	L	31,676
Nov. 6	at Oakland	23-38	L	34,102
Nov. 13	at Boston	21-27	L	23,426
Nov. 20	BUFFALO	20-42	L	27,312
Dec. 4	SAN DIEGO	22-28	L	17,569
Dec. 11	BOSTON	14-38	L	17,100
Dec. 18	at Miami	28-29	L	20,045

	TITANS	OPP
Total First Downs	246	244
Rushing	76	88
Passing	144	131
Penalty	26	25
3rd Down: Made/Att	--	--
4th Down: Made/Att	--	--
Possession Avg.	--	--
Total Net Yards	4412	4995
Avg. Per Game	315.1	356.8
Total Plays	926	881
Avg. Per Play	4.8	5.7
Net Yards Rushing	1515	1833
Avg. Per Game	108.2	130.9
Total Rushes	413	422
Net Yards Passing	2897	3162
Avg. Per Game	206.9	225.9
Sacked/Yards Lost	28/271	21/228
Gross Yards	3168	3390
Att./Comp.	485/226	438/209
Completion Pct.	46.6	47.7
Had Intercepted	28	18
Punts/Average	69/42.1	68/40.0
Net Punting Avg.	69/37.4	68/35.3
Penalties/Yards	71/682	69/725
Fumbles/Ball Lost	19/12	25/13
Touchdowns	41	50
Rushing	11	10
Passing	29	35
Returns	1	5

BY PERIODS	1	2	3	4	OT	PTS
Oilers	51	107	56	121	0	335
Opponents	54	156	93	93	0	396

SCORING	TD	RU	PA	RT	PAT	FG	S	TP
Blanda	0	0	0	0	39/40	16/30	0	87
Frazier	12	0	12	0			0	72
Trull	7	7	0	0			0	42
Burrell	5	0	5	0			0	30
Elkins	3	0	3	0			0	18
Hennigan	3	0	3	0			0	18
Johnson	3	3	0	0			0	18
McLeod	3	0	3	0			0	18
Blanks	2	0	2	0			0	12
Granger	2	1	1	0			0	12
Cline TM	1	0	0	1			0	6
Oilers	41	11	29	1	39/40	16/30	1	335
Opponents	50	10	35	5	49/49	15/30	0	396

2-Pt Conversions: Oilers 0-0, Opponents 1-1

RUSHING	No	Yds	Avg	Lg	TD
Burrell	122	406	3.3	45	0
Granger	56	388	6.9	69t	1
Blanks	71	235	3.3	30	0
Johnson	70	226	3.2	28t	3
Trull	38	139	3.7	23t	7
Tolar	46	105	2.3	17	0
Stone	6	18	3.0	12	0
Blanda	3	1	0.3	1	0
Lee	1	-3	-3.0	-3	0
Oilers	413	1515	3.7	69t	11
Opponents	422	1833	4.3	77t	10

PASSING	Att	Cmp	Pct	Yards	Yds/Att	TD	Int	Lg	Sk/Yds	Rating
Blanda	271	122	45.0	1764	6.51	17	21	79t	--	55.3
Trull	172	84	48.8	1200	6.98	10	5	62	--	79.1
Humphrey	32	15	46.9	168	5.25	2	1	32t	--	70.8
Lee	8	4	50.0	27	3.38	0	1	10	--	18.2
Burrell	1	1	100.0	9	9.00	0	0	9	--	104.2
Tolar	1	0	0.0	0	0.00	0	0	0	--	39.6
Oilers	485	226	46.6	3168	6.53	29	28	79t	28/271	64.0
Opponents	438	209	47.7	3390	7.74	35	18	80t	21/228	83.6

RECEIVING	No	Yds	Avg	Lg	TD
Frazier	57	1129	19.8	79t	12
Burrell	33	400	12.1	34	5
Hennigan	27	313	11.6	26	3
McLeod	23	339	14.7	41	3
Elkins	21	283	13.5	62	3
Blanks	19	234	12.3	42t	2
Tolar	13	68	5.2	14	0
Poole	12	131	10.9	19	0
Granger	12	104	8.7	27t	1
Johnson	8	150	18.8	53	0
Stone	1	17	17.0	17	0
Oilers	226	3168	14.0	79t	29
Opponents	209	3390	16.2	80t	35

INTERCEPTIONS	No	Yds	Avg	Lg	TD
Norton	4	125	31.3	56	0
Glick	4	57	14.3	41	0
Hicks	3	12	4.0	12	0
Jancik	2	36	18.0	35	0
Parrish	2	0	0.0	0	0
Cline TM	1	23	23.0	23	0
Caveness	1	6	6.0	6	0
Baker	1	0	0.0	0	0
Oilers	18	259	14.4	56	0
Opponents	28	448	16.0	66t	3

PUNTING	No	Yds	Avg	Net	TB	In	Lg	B
Norton	69	2908	42.1	37.4	3	0	65	0
Oilers	69	2908	42.1	37.4	3	0	65	0
Opponents	68	2720	40.0	35.3	8	0	65	0

PUNT RETURNS	No	FC	Yds	Avg	Lg	TD
Jancik	10	6	62	6.2	28	0
Burrell	8	7	78	9.8	29	0
Trammel	5	3	19	3.8	8	0
Oilers	23	16	159	6.9	29	0
Opponents	37	10	269	7.3	42	0

KICKOFF RETURNS	No	Yds	Avg	Lg	TD
Jancik	34	875	25.7	53	0
Blanks	21	487	23.2	37	0
Boyette	3	42	14.0	18	0
Trammel	3	63	21.0	26	0
Hayes	2	31	15.5	16	0
Burrell	1	16	16.0	16	0
Oilers	64	1514	23.7	53	0
Opponents	60	1385	23.1	100t	2

FIELD GOALS	1-19	20-29	30-39	40-49	50+
Blanda	3/4	0/1	3/7	8/12	2/6
Oilers	3/4	0/1	3/7	8/12	2/6
Opponents	1/1	3/6	4/6	7/13	0/4

Blanda: (12N, 45N, 38G, 39G, 38N) (49N, 47G) (48G, 50G) (55N, 47G, 35G) (49G) (8G) (44N, 16G, 43G) (48G, 50N) (44G) (34N, 48N) (49G, 35G) (50N, 35N, 51G, 23B, 9G) (53N)
Opponents: (1) (41N, 48G) (32G) (50N, 47G, 32G) (35G, 31G, 25N, 46G, 52N, 46G) (27N, 49N) (49N, 43G, 42G) (29G, 47G) (48N, 24G) (28G, 44G, 29N) (47B, 50N) (33N) (13G, 35N) (50N)

SACKS
 records not available
 Oilers 21.0, Opponents 28.0

TACKLES (Solo-Assists-Total)
 records not available

USUAL STARTING LINEUP

OFFENSE	
WR	Charles Frazier (28)
LT	Walt Suggs (76)
LG	Bob Talamini (61)
C	Bobby Maples (50)
RG	Sonny Bishop (66)
RT	Glen Ray Hines (78)
TE	Bob McLeod (81)
	Bob Poole (88)
WR	Charlie Hennigan (87)
QB	George Blanda (16)
RB	Ode Burrell (25)
	Sid Blanks (42)
FB	Charles Tolar (44)

DEFENSE	
LE	Gary Cutsinger (80)
LT	Pat Holmes (79)
RT	Ernie Ladd (99)
RE	Don Floyd (75)
LLB	Johnny Baker (84)
MLB	Doug Cline (31)
	Ron Caveness (51)
RLB	John Meyer (54)
LCB	Theo Viltz (34)
RCB	W.K. Hicks (33)
SS	Fred Glick (27)
FS	Jim Norton (43)

SPECIALISTS
 K George Blanda (16)
 P Jim Norton (43)

AFL All-Star Game

GM: Don Klosterman; **Head Coach:** Wally Lemm
Asst. Coaches: Joe Childress (off. backs), Hugh Devore (WR), F.A. Dry (OL), Bud McFadin (DL), Wayne Robinson (LB), Walt Schlinkman (DB)

AMERICAN FOOTBALL LEAGUE STANDINGS

EASTERN DIVISION				
W	L	T	Pct	
Buffalo	9	4	1	.692
Boston Patriots	8	4	2	.677
N.Y. Jets	6	6	2	.500
Houston	3	11	0	.214
Miami	3	11	0	.214

WESTERN DIVISION				
W	L	T	Pct	
Kansas City	11	2	1	.846
Oakland	8	5	1	.615
San Diego	7	6	1	.538
Denver	4	10	0	.286

AFL CHAMPIONSHIP
 Kansas City 31, BUFFALO 7

1965 SEASON (4-10 REGULAR SEASON, 0-0 PLAYOFFS) · 4TH PLACE AFL EAST

DATE	OPPONENT	SCORE	W/L	ATT
Sep. 12	NEW YORK	27-21	W	52,680
Sep. 19	BOSTON	31-10	W	32,445
Sep. 26	at Oakland	17-21	L	18,166
Oct. 3	at San Diego	14-31	L	28,190
Oct. 17	at Denver	17-28	L	32,492
Oct. 24	KANSAS CITY	38-36	W	34,670
Oct. 31	at Buffalo	19-17	W	44,267
Nov. 7	OAKLAND	21-33	L	35,729
Nov. 14	DENVER	21-31	L	28,126
Nov. 21	at New York	14-41	L	55,312
Nov. 28	at Kansas City	21-52	L	16,459
Dec. 5	BUFFALO	18-29	L	23,087
Dec. 12	SAN DIEGO	26-37	L	24,120
Dec. 18	at Boston	14-42	L	14,508

	TITANS	OPP
Total First Downs	227	266
Rushing	63	128
Passing	140	110
Penalty	24	28
3rd Down: Made/Att	--	--
4th Down: Made/Att	--	--
Possession Avg.	30:00	--
Total Net Yards	3991	--
Avg. Per Game	285.1	--
Total Plays	904	--
Avg. Per Play	4.4	--
Net Yards Rushing	1178	--
Avg. Per Game	84.1	--
Total Rushes	323	--
Net Yards Passing	2813	--
Avg. Per Game	200.9	--
Sacked/Yards Lost	31/257	--
Gross Yards	3070	--
Att./Comp.	550/224	--
Completion Pct.	40.7	--
Had Intercepted	35	--
Punts/Average	85/43.7	--
Net Punting Avg.	85/37.8	--
Penalties/Yards	76/841	--
Fumbles/Ball Lost	22/11	--
Touchdowns	37	--
Rushing	10	--
Passing	25	--
Returns	2	--

BY PERIODS	1	2	3	4	OT	PTS
Oilers	51	57	77	113	0	298
Opponents	88	115	65	161	0	429

SCORING	TD	RU	PA	RT	PAT	FG	S	TP
Blanda	0	0	0	0	28/28	11/21	0	61
Wi. Frazier	8	0	8	0			0	48
Burrell	7	3	4	0			0	46
C. Frazier	6	0	6	0			0	36
Spikes	3	3	0	0	6/6	1/2	0	27
Hennigan	4	0	4	0			0	24
Compton	2	0	2	0			0	12
Jackson	2	2	0	0			0	12
Trull	2	2	0	0			0	12
N. Evans	1	0	0	1			0	6
McLeod	1	0	1	0			0	6
Onesti	1	0	0	1			0	6
Oilers	37	10	25	2	34/34	12/23	1	298
Opponents	50	17	27	6	--	--	--	429

2-Pt Conversions: Burrell 2, Oilers 2-3, Opponents 0-0

RUSHING	No	Yds	Avg	Lg	TD
Burrell	130	528	4.1	63t	3
Tolar	73	230	3.2	18	0
Spikes	47	173	3.7	20	3
Trull	29	145	5.0	18	2
Jackson	37	85	2.3	7	2
Hoffman	1	11	11.0	11	0
C. Frazier	1	10	10.0	8	0
Compton	1	2	2.0	2	0
Blanda	4	-6	-1.5	0	0
Oilers	323	1178	3.6	63t	10

PASSING	Att	Cmp	Pct	Yards	Yds/Att	TD	Int	Lg	Sk/Yds	Rating
Blanda	442	186	42.1	2542	5.75	20	30	95t	--	47.9
Trull	107	38	35.5	528	4.93	5	5	57t	--	48.3
Tolar	1	0	0.0	0	0.00	0	0	0	0	39.6
Oilers	550	224	40.7	3070	5.58	25	35	95t	31/257	47.9

RECEIVING	No	Yds	Avg	Lg	TD
Burrell	55	650	11.8	52t	4
Hennigan	41	578	14.1	53	4
C. Frazier	38	717	18.9	64t	6
Wi. Frazier	37	521	14.1	57t	8
Tolar	25	138	5.5	21	0
McLeod	15	226	15.1	49	1
Spikes	8	57	7.1	17	0
Compton	3	140	46.7	95t	2
Jackson	1	31	31.0	31	0
Weir	1	12	12.0	12	0
Oilers	224	3070	13.7	95t	25

INTERCEPTIONS	No	Yds	Avg	Lg	TD
Hicks	9	156	17.3	31	0
Norton	7	52	7.4	18	0
Jancik	4	90	22.5	36	0
Banfield	3	28	9.3	28	0
Glick	2	18	9.0	18	0
Cutsinger	1	72	72.0	72	0
Maples	1	0	0.0	0	0
Oilers	27	416	15.4	72	0

PUNTING	No	Yds	Avg	Net	TB	In	Lg	B
Norton	85	3711	43.7	43.7	0	0	65	1
Oilers	85	3711	43.7	43.7	0	0	65	1

PUNT RETURNS	No	FC	Yds	Avg	Lg	TD
Jancik	12	0	85	7.1	25	0
Glick	7	0	44	6.3	13	0
Jaquess	4	0	17	4.3	11	0
Burrell	3	0	39	13.0	33	0
Hicks	1	0	4	4.0	4	0
Weir	1	0	0	0.0	0	0
Oilers	28	0	189	6.8	33	0

KICKOFF RETURNS	No	Yds	Avg	Lg	TD
Jancik	18	430	23.9	43	0
Jaquess	13	280	21.5	69	0
Weir	10	215	21.5	33	0
Burrell	8	202	25.3	38	0
Hicks	7	181	25.9	40	0
Compton	4	68	17.0	30	0
Glick	4	84	21.0	24	0
Kinderman	4	72	18.0	29	0
Spikes	4	41	10.3	15	0
Jackson	2	39	19.5	25	0
Cheeks	1	19	19.0	19	0
Maples	1	15	15.0	15	0
Williams	1	23	23.0	23	0
Oilers	77	1699	21.7	69	0

FIELD GOALS	1-19	20-29	30-39	40-49	50+
Oilers	5-6	1-1	4-7	3-7	0-2

Blanda: (39G, 8G) (36N, 36B, 45G) (44B, 10G) () (37G) (40N) (31G, 30G, 13G, 8G) () () (23N) (46N, 48N) (31B, 41G, 52N) (51N, 40G) ()
Spikes: () () () () (15G) (16N) () () () () () ()
Opponents: records not available

SACKS
 records not available
Oilers 22.0 Opponents 31.0

TACKLES (Solo-Assists-Total)
 records not available

USUAL STARTING LINEUP

OFFENSE	
WR	Charles Frazier (28)
LT	Walt Suggs (76)
LG	Bob Talamini (61)
C	John Frongillo (55)
	Wayne Frazier (56)
RG	Sonny Bishop (66)
RT	Norm Evans (73)
TE	Willie Frazier (83)
WR	Charlie Hennigan (87)
QB	George Blanda (16)
RB	Ode Burrell (25)
FB	Charles Tolar (44)

DEFENSE	
LE	Gary Cutsinger (80)
LT	Bud McFadin (64)
	Scott Appleton (70)
RT	Ed Husmann (82)
RE	Don Floyd (75)
LLB	Johnny Baker (84)
	Bobby Maples (50)
MLB	Doug Cline (31)
RLB	Danny Brabham (85)
LCB	Tony Banfield (40)
RCB	W.K. Hicks (33)
SS	Jim Norton (43)
FS	Fred Glick (27)
	Bobby Jancik (23)

SPECIALISTS	
K	George Blanda (16)
P	Jim Norton (43)

AFL All-Star Game
 All-AFL

GM: Carroll Martin; **Head Coach:** Hugh "Bones" Taylor
Asst. Coaches: Sammy Baugh (off. backs), Lou Rymkus (OL), Walt Schlinkman (defense), Joe Spencer (DL)

AMERICAN FOOTBALL LEAGUE STANDINGS

EASTERN DIVISION	W	L	T	Pct
Buffalo	10	3	1	.769
N.Y. Jets	5	8	1	.385
Boston Patriots	4	8	2	.333
Houston	4	10	0	.286

WESTERN DIVISION	W	L	T	Pct
San Diego	9	2	3	.818
Oakland	8	5	1	.615
Kansas City	7	5	2	.583
Denver	4	10	0	.286

AFL CHAMPIONSHIP
 Buffalo 23, SAN DIEGO 0

1964 SEASON (4-10 REGULAR SEASON, 0-0 PLAYOFFS) · 4TH PLACE AFL EAST

DATE	OPPONENT	SCORE	W/L	ATT
Sep. 12	at San Diego	21-27	L	22,632
Sep. 19	OAKLAND	42-28	W	26,482
Sep. 27	at Denver	38-17	W	22,651
Oct. 4	at Kansas City	7-28	L	22,727
Oct. 11	BUFFALO	17-48	L	26,218
Oct. 17	at New York	21-24	L	32,840
Oct. 25	SAN DIEGO	17-20	L	21,671
Nov. 1	at Buffalo	10-24	L	40,119
Nov. 6	at Boston	24-25	L	28,161
Nov. 15	at Oakland	10-20	L	16,375
Nov. 22	KANSAS CITY	19-28	L	17,782
Nov. 29	BOSTON	17-34	L	17,560
Dec. 13	NEW YORK	33-17	W	16,225
Dec. 20	DENVER	34-15	W	15,839

	TITANS	OPP
Total First Downs	284	274
Rushing	80	102
Passing	186	155
Penalty	18	17
3rd Down: Made/Att	--	--
4th Down: Made/Att	--	--
Possession Avg.	--	--
Total Net Yards	4874	--
Avg. Per Game	348.1	--
Total Plays	942	--
Avg. Per Play	5.2	--
Net Yards Rushing	1347	--
Avg. Per Game	96.2	--
Total Rushes	327	--
Net Yards Passing	3527	--
Avg. Per Game	251.9	--
Sacked/Yards Lost	23/207	--
Gross Yards	3734	--
Att./Comp.	592/299	--
Completion Pct.	50.5	--
Had Intercepted	29	--
Punts/Average	55/41.2	--
Net Punting Avg.	55/35.9	--
Penalties/Yards	70/683	--
Fumbles/Ball Lost	24/15	--
Touchdowns	39	--
Rushing	14	--
Passing	19	--
Returns	6	--

BY PERIODS	1	2	3	4	OT	PTS
Oilers	96	80	73	61	0	310
Opponents	73	130	62	90	0	355

SCORING	TD	RU	PA	RT	PAT	FG	S	TP
Blanda	0	0	0	0	37/38	13/29	0	76
Hennigan	8	0	8	0			0	48
Blanks	7	6	1	0			0	42
Dewveall	4	0	4	0			0	24
Tolar	4	4	0	0			0	24
Jackson TM	3	3	0	0			0	18
W. Frazier	2	0	2	0			0	12
McLeod	2	0	2	0			0	12
Baker	1	0	0	1			0	6
Burrell	1	0	0	1			0	6
Craig	1	0	1	0			0	6
Floyd	1	0	0	1			0	6
C. Frazier	1	0	1	0			0	6
Hoffman	1	1	0	0			0	6
Jancik	1	0	0	1			0	6
Jaquess	1	0	0	1			0	6
Nelson	1	0	0	1			0	6
Oilers	39	14	19	6	37/38	13/29	0	310
Opponents	45	18	24	3	--	--	0	355

2-Pt Conversions: Oilers 0-1, Opponents 0-0

RUSHING	No	Yds	Avg	Lg	TD
Blanks	145	756	5.2	91t	6
Tolar	139	515	3.7	40t	4
Trull	12	42	3.5	15	0
Smith	8	16	2.0	8	0
Jackson TM	8	11	1.4	5	3
Burrell	8	10	1.3	5	0
Hoffman	2	3	1.5	2	1
Blanda	4	-2	-0.5	6	0
C. Frazier	1	-4	-4.0	-4	0
Oilers	327	1347	4.1	91t	14

PASSING	Att	Cmp	Pct	Yards	Yds/Att	TD	Int	Lg	Sk/Yds	Rating
Blanda	505	262	51.9	3287	6.51	17	27	80t	--	61.4
Trull	86	36	41.9	439	5.10	1	2	36	--	52.4
Blanks	1	1	1.00	8	8.00	1	0	8t	--	139.6
Oilers	592	299	50.5	3734	6.31	19	29	80t	23/207	60.7

RECEIVING	No	Yds	Avg	Lg	TD
Hennigan	101	1546	15.3	53t	8
Blanks	56	497	8.9	45	1
Dewveall	38	552	15.5	60t	4
Tolar	35	244	7.0	52	0
C. Frazier	29	404	13.9	46	1
W. Frazier	11	227	20.6	80t	2
McLeod	8	81	10.1	20	2
Smith	7	38	5.4	15	0
Burrell	5	73	14.6	36	0
Craig	4	46	11.5	25	1
Baker	2	18	9.0	10	0
Jancik	1	14	14.0	14	0
Hoffman	1	1	1.0	1	0
Bishop	1	0	0.0	0	0
Blanda	0	-7	--	-7	0
Oilers	299	3734	12.5	80t	19

INTERCEPTIONS	No	Yds	Avg	Lg	TD
Jaquess	8	141	17.6	98t	1
Hicks	5	89	17.8	62	0
Glick	5	54	10.8	27	0
Jancik	3	16	5.3	16	0
Norton	2	31	15.5	31	0
Odum	2	22	11.0	22	0
Appleton	2	11	5.5	11	0
Nelson	1	45	45.0	45t	1
Baker	1	17	17.0	17t	1
Rieves	1	3	3.0	3	0
Floyd	0	8	--	8	0
Oilers	30	437	14.6	98t	3

PUNTING	No	Yds	Avg	Net	TB	In	Lg	B
Norton	55	2267	41.2	41.2	0	0	79	2
Oilers	55	2267	41.2	35.9	0	0	79	2

PUNT RETURNS	No	FC	Yds	Avg	Lg	TD
Jancik	12	0	220	18.3	82t	1
Glick	6	0	32	5.3	12	0
Burrell	1	0	0	0.0	0	0
Oilers	19	0	252	13.3	82t	1

KICKOFF RETURNS	No	Yds	Avg	Lg	TD
Jancik	21	488	23.2	42	0
Burrell	17	449	26.4	93t	1
Nelson	13	304	23.4	47	0
Blanks	9	207	23.0	32	0
Hoffman	2	52	26.0	30	0
Jackson TM	2	32	16.0	18	0
W. Frazier	1	0	0.0	0	0
Click	1	27	27.0	27	0
Oilers	66	1559	23.6	93t	1

FIELD GOALS	1-19	20-29	30-39	40-49	50+
Oilers	3/4	3/7	3/4	4/12	0/2

Blanda: (45B) () (43G) () (16N, 47G) () (26N, 27N, 36G) (49N, 50N, 37N, 49G) (46N, 23N, 10G) (49N, 21N, 40B, 11G) (21G, 31G) (49N, 41N, 49G) (49N, 20G, 31G) (51N, 26G, 18G)
Opponents: records not available

SACKS
 records not available
Oilers 25.0 Opponents 23.0

TACKLES (Solo-Assists-Total)
 records not available

USUAL STARTING LINEUP

OFFENSE	
WR	Charles Frazier (28)
LT	Walt Suggs (76)
LG	Bob Talamini (61)
C	Tom Goode (68)
RG	John Wittenborn (67)
RT	Sonny Bishop (66)
TE	Willard Dewveall (88)
	Willie Frazier (83)
WR	Charlie Hennigan (87)
QB	George Blanda (16)
RB	Sid Blanks (42)
FB	Charles Tolar (44)

DEFENSE	
LE	Scott Appleton (70)
LT	Bud McFadin (64)
RT	Ed Husmann (82)
	Scott Appleton (70)
RE	Don Floyd (75)
LLB	Danny Brabham (85)
MLB	Doug Cline (31)
	Larry Onesti (45)
RLB	Johnny Baker (84)
LCB	Pete Jaquess (47)
RCB	Bobby Jancik (23)
SS	W.K. Hicks (33)
FS	Fred Glick (27)

SPECIALISTS	
K	George Blanda (16)
P	Jim Norton (43)

AFL All-Star Game

All-AFL

GM: Carroll Martin; **Head Coach:** Sammy Baugh
Asst. Coaches: W.F. "Red" Konkright (ends), Joe Spencer (DL), John Steber (OL), Hugh "Bones" Taylor (DB)

AMERICAN FOOTBALL LEAGUE STANDINGS

EASTERN DIVISION				
W	L	T	Pct	
Buffalo	12	2	0	.857
Boston Patriots	10	3	1	.769
N.Y. Jets	5	8	1	.385
Houston	4	10	0	.286

WESTERN DIVISION				
W	L	T	Pct	
San Diego	8	5	1	.615
Kansas City	7	7	0	.500
Oakland	5	7	2	.417
Denver	2	11	1	.154

AFL CHAMPIONSHIP
 BUFFALO 20, San Diego 7

1963 SEASON (6-8 REGULAR SEASON, 0-0 PLAYOFFS) • 3RD PLACE AFL EAST

DATE	OPPONENT	SCORE	W/L	ATT
Sep. 7	OAKLAND	13-24	L	24,749
Sep. 14	DENVER	20-14	W	22,855
Sep. 22	at New York	17-24	L	9,336
Sep. 28	at Buffalo	31-20	W	32,340
Oct. 6	at Kansas City	7-28	L	27,801
Oct. 13	at Denver	33-24	W	24,087
Oct. 20	BUFFALO	28-14	W	23,948
Oct. 27	KANSAS CITY	28-7	W	26,331
Nov. 1	at Boston	3-45	L	31,185
Nov. 10	NEW YORK	31-27	W	23,615
Dec. 1	at San Diego	0-27	L	31,713
Dec. 8	BOSTON	28-46	L	23,462
Dec. 15	SAN DIEGO	14-20	L	18,540
Dec. 22	at Oakland	49-52	L	17,401

	TITANS	OPP
Total First Downs	254	256
Rushing	68	117
Passing	169	121
Penalty	17	18
3rd Down: Made/Att	--	--
4th Down: Made/Att	--	--
Possession Avg.	--	--
Total Net Yards	4432	--
Avg. Per Game	316.6	--
Total Plays	870	--
Avg. Per Play	5.1	--
Net Yards Rushing	1210	--
Avg. Per Game	86.4	--
Total Rushes	341	--
Net Yards Passing	3222	--
Avg. Per Game	230.1	--
Sacked/Yards Lost	28/256	--
Gross Yards	3478	--
Att./Comp.	501/261	--
Completion Pct.	52.1	--
Had Intercepted	33	--
Punts/Average	65/43.0	--
Net Punting Avg.	65/43.0	--
Penalties/Yards	58/565	--
Fumbles/Ball Lost	35/24	--
Touchdowns	39	--
Rushing	11	--
Passing	26	--
Returns	2	--

BY PERIODS	1	2	3	4	OT	PTS
Oilers	72	102	72	56	0	302
Opponents	79	138	61	94	0	372

SCORING	TD	RU	PA	RT	PAT	FG	S	TP
Blanda	0	0	0	0	39/39	9/24	0	66
Hennigan	10	0	10	0			0	60
Dewveall	7	0	7	0			0	42
McLeod	5	0	5	0			0	30
Smith	5	3	2	0			0	30
Tobin	5	4	1	0			0	30
Tolar	3	3	0	0			0	18
Dickinson LG	1	1	0	0			0	6
Dickinson TM	1	1	0	0			0	6
Frazier	1	0	1	0			0	6
Glick	1	0	0	1			0	6
Johnston	1	0	0	1			0	6
Oilers	39	11	26	2	39/39	9/24	1	302
Opponents	47	12	24	11	--	--	1	372

2-Pt Conversions: Oilers 0-0, Opponents 0-0

RUSHING	No	Yds	Avg	Lg	TD
Tolar	194	659	3.4	33	3
Tobin	75	271	3.6	32	4
Smith	50	202	4.0	16	3
Cannon	13	45	3.5	12	0
Dickinson LG	6	32	5.3	13	1
Dickinson TM	1	1	1.0	1t	1
Norton	1	15	15.0	15	0
Lee	2	9	4.5	8	0
Babb	1	7	7.0	7	0
Blanda	4	1	0.3	7	0
Oilers	341	1210	3.5	33	11

RECEIVING	No	Yds	Avg	Lg	TD
Hennigan	61	1051	17.2	68	10
Dewveall	58	752	13.0	35	7
Tolar	41	275	6.7	33	0
McLeod	33	530	16.1	38	5
Smith	24	270	11.3	36	2
Frazier	16	279	17.4	80t	1
Tobin	13	173	13.3	33t	1
Dickinson LG	6	57	9.5	18	0
Dickinson TM	5	48	9.6	18	0
Kerbow	5	61	12.2	30	0
Cannon	5	39	7.8	12	0
Oilers	261	3478	13.3	80t	26

INTERCEPTIONS	No	Yds	Avg	Lg	TD
Glick	12	180	15.0	45	1
Banfield	7	21	3.0	14	0
Norton	6	86	14.3	37	0
Jancik	3	31	10.3	19	0
Cline	3	16	5.3	9	0
Babb	2	24	12.0	18	0
Johnston	1	90	90.0	90t	1
Dukes	1	4	4.0	4	0
Brabham	1	1	1.0	1	0
Oilers	36	453	12.6	90t	2

PUNTING	No	Yds	Avg	Net	TB	In	Lg	B
Norton	65	2792	43.0	43.0	0	0	68	0
Oilers	65	2792	43.0	43.0	0	0	68	0

PUNT RETURNS	No	FC	Yds	Avg	Lg	TD
Glick	19	0	171	9.0	22	0
Jancik	13	0	145	11.2	56	0
Oilers	32	0	316	9.9	56	0

KICKOFF RETURNS	No	Yds	Avg	Lg	TD
Jancik	45	1317	29.3	53	0
Glick	20	451	22.6	43	0
Cannon	2	39	19.5	20	0
Michael	1	3	3.0	3	0
Tobin	1	10	10.0	10	0
Tolar	1	4	4.0	4	0
Oilers	70	1824	26.1	53	0

FIELD GOALS	1-19	20-29	30-39	40-49	50+
Oilers	1/2	1/3	4/8	3/8	0/3

Blanda: (30G, 46G, 32N, 42N) (18G, 48G, 52N, 51N, 28N, 52N) (44N, 37G) (28G) (37N) (38G, 48B, 12N) () (26N) (46G) (47N, 32G) (48B, 37N) () (35N) ()
Opponents: records not available

SACKS
 records not available

TACKLES (Solo-Assists-Total)
 records not available

PASSING	Att	Cmp	Pct	Yards	Yds/Att	TD	Int	Lg	Sk/Yds	Rating
Blanda	423	224	53.0	3003	7.10	24	25	80t	--	70.1
Lee	75	37	49.3	475	6.33	2	8	38	--	38.9
Smith	2	0	0.0	0	0.0	0	0	0	--	39.6
Cannon	1	0	0.0	0	0.0	0	0	0	--	39.6
Oilers	501	261	52.1	3478	6.94	26	33	80t	28/256	64.3

USUAL STARTING LINEUP

OFFENSE

WR Willard Dewveall (88)
 LT Walt Suggs (76)
LG Bob Talamini (61)
C Bob Schmidt (52)
 RG Hogan Wharton (63)
RT Rich Michael (77)
 TE Bob McLeod (81)
WR Charlie Hennigan (87)
QB George Blanda (16)
 RB Billy Cannon (20)
 FB Charles Tolar (44)

DEFENSE

LE Gary Cutsinger (80)
 LT Dudley Meredith (74)
RT Ed Husmann (82)
 RE Don Floyd (75)
 LLB Doug Cline (31)
 MLB Gene Babb (33)
 RLB Mike Dukes (30)
LCB Tony Banfield (40)
 RCB Bobby Jancik (23)
SS Jim Norton (43)
FS Fred Glick (27)

SPECIALISTS

K George Blanda (16)
P Jim Norton (43)

AFL All-Star Game
 All-AFL

GM/Head Coach: Frank "Pop" Ivy
Asst. Coaches: Neill Armstrong (defense), W.F. "Red" Conkright (ends), Walt Schlinkman (offense), Joe Spencer (line)

AMERICAN FOOTBALL LEAGUE STANDINGS

EASTERN DIVISION	W	L	T	Pct
Boston	7	6	1	.538
Buffalo	7	6	1	.538
Houston	6	8	0	.429
N.Y. Jets	5	8	1	.385

WESTERN DIVISION	W	L	T	Pct
San Diego	11	3	0	.786
Oakland	10	4	0	.714
Kansas City	5	7	2	.417
Denver	2	11	1	.154

EASTERN DIVISION PLAYOFF
 Boston Patriots 26, BUFFALO 8

AFL CHAMPIONSHIP
 SAN DIEGO 51, Boston Patriots 10

1962 SEASON (II-3 REGULAR SEASON, 0-1 PLAYOFFS) · 1ST PLACE AFL EAST

DATE	OPPONENT	SCORE	W/L	ATT
Sep. 9	at Buffalo	28-23	W	31,236
Sep. 16	at Boston	21-34	L	32,276
Sep. 23	at San Diego	42-17	W	28,061
Oct. 7	BUFFALO	17-14	W	26,350
Oct. 14	NEW YORK	56-17	W	20,650
Oct. 21	at Denver	10-20	L	34,496
Oct. 28	DALLAS	7-31	L	31,750
Nov. 4	at Dallas	14-6	W	29,017
Nov. 11	at Oakland	28-20	W	11,000
Nov. 18	BOSTON	21-17	W	35,250
Nov. 25	SAN DIEGO	33-27	W	28,235
Dec. 2	DENVER	34-17	W	30,650
Dec. 9	OAKLAND	32-17	W	27,400
Dec. 15	at New York	44-10	W	8,167
Dec. 23	DALLAS	17-20*	L	37,981

* Overtime

	TITANS	OPP
Total First Downs	266	217
Rushing	95	75
Passing	157	126
Penalty	14	16
3rd Down: Made/Att	--	--
4th Down: Made/Att	--	--
Possession Avg.	--	--
Total Net Yards	4971	--
Avg. Per Game	355.1	--
Total Plays	943	--
Avg. Per Play	5.3	--
Net Yards Rushing	1742	--
Avg. Per Game	124.4	--
Total Rushes	457	--
Net Yards Passing	3229	--
Avg. Per Game	230.6	--
Sacked/Yards Lost	11/94	--
Gross Yards	3323	--
Att./Comp.	475/227	--
Completion Pct.	47.8	--
Had Intercepted	48	--
Punts/Average	56/41.0	--
Net Punting Avg.	56/41.0	--
Penalties/Yards	63/633	--
Fumbles/Ball Lost	17/9	--
Touchdowns	50	--
Rushing	15	--
Passing	32	--
Returns	3	--

BY PERIODS	1	2	3	4	OT	PTS
Oilers	93	119	98	77	0	387
Opponents	79	87	47	57	0	270

SCORING	TD	RU	PA	RT	PAT	FG	S	TP
Blanda	0	0	0	0	48/49	11/26	0	81
Cannon	13	7	6	0			0	80
Hennigan	8	0	8	0			0	48
Tolar	8	7	1	0			0	48
McLeod	6	0	6	0			0	36
Dewveall	5	0	5	0			0	30
Groman	3	0	3	0			0	18
Smith	3	1	2	0			0	18
Babb	1	0	0	1			0	6
Banfield	1	0	0	1			0	6
Floyd	1	0	0	1			0	6
Frazier	1	0	1	0			0	6
Oilers	50	15	32	3	48/49	11/26	2	387
Opponents	33	10	18	5	N/A	N/A	0	270

2-Pt Conversions: Oilers 0-0, Opponents 0-0

PASSING	Att	Cmp	Pct	Yards	Yds/Att	TD	Int	Lg	Sk/Yds	Rating
Blanda	418	197	47.1	2810	6.72	27	42	78t	--	51.3
Lee	50	26	52.0	433	8.66	4	5	98t	--	68.6
Cannon	3	2	66.7	46	15.33	1	0	40t	--	149.3
Smith	3	2	66.7	34	11.33	0	0	19	--	104.9
Tolar	1	0	0.0	0	0.0	0	0	0	--	0.0
Oilers	475	227	47.8	3323	7.00	32	48	98t	11/94	53.9

RUSHING	No	Yds	Avg	Lg	TD
Tolar	244	1012	4.1	25	7
Cannon	147	474	3.2	64t	7
Smith	56	249	4.4	41	1
Blanda	3	6	2.0	10	0
Lee	4	1	0.3	4	0
Babb	3	0	0.0	2	0
Oilers	457	1742	3.8	64t	15

RECEIVING	No	Yds	Avg	Lg	TD
Hennigan	54	867	16.1	78t	8
McLeod	33	578	17.5	55t	6
Dewveall	33	576	17.5	98t	5
Cannon	32	451	14.1	60t	6
Tolar	30	251	8.4	35t	1
Groman	21	328	15.6	54t	3
Smith	17	117	6.9	29	2
Frazier	7	155	22.1	73t	1
Oilers	227	3323	14.6	98t	32

INTERCEPTIONS	No	Yds	Avg	Lg	TD
Norton	8	75	9.4	36	0
Banfield	6	17	2.8	11	0
Floyd	4	50	12.5	28t	1
Johnston	4	31	7.8	27	0
Glick	3	53	17.7	31	0
Jancik	2	33	16.5	33	0
Babb	2	31	15.5	31t	0
Cline	2	14	7.0	14	0
Dukes	2	11	5.5	6	0
Suci	1	22	22.0	22	0
Cutsinger	1	3	3.0	3	0
Oilers	35	340	9.7	36	2

PUNTING	No	Yds	Avg	Net	TB	In	Lg	B
Norton	56	2298	41.0	41.0	0	0	64	1
Oilers	56	2298	41.0	41.0	0	0	64	1

PUNT RETURNS	No	FC	Yds	Avg	Lg	TD
Jancik	14	0	116	8.3	21	0
Click	12	0	79	6.6	17	0
Banfield	2	0	71	35.5	50t	1
Oilers	28	0	266	9.5	50t	1

KICKOFF RETURNS	No	Yds	Avg	Lg	TD
Jancik	24	726	30.3	61	0
Cannon	18	442	24.6	38	0
Smith	2	37	18.5	23	0
Tolar	2	18	9.0	18	0
Glick	1	22	22.0	22	0
McLeod	1	0	0.0	0	0
Oilers	48	1245	25.9	61	0

FIELD GOALS	1-19	20-29	30-39	40-49	50+
Oilers	5/7	2/4	2/4	1/7	1/4

Blanda: (29N, 45N, 48N) (51N, 10N) (47N) (N, 16G, 37N) (47N) (18G) () (34N, 47B) (50N) () (50N, 42G, 22G, 39G, 26N) (16G, 20G) (54G, 14G, 11G) (30G, 46N)
Opponents: records not available

SACKS
Opponents 11.0

TACKLES (Solo-Assists-Total)
records not available

USUAL STARTING LINEUP

OFFENSE
WR Willard Dewveall (88)
LT Al Jamison (70)
LG Bob Talamini (61)
C Bob Schmidt (52)
RG Hogan Wharton (63)
RT Rich Michael (77)
TE Bob McLeod (81)
WR Charlie Hennigan (87)
QB George Blanda (16)
RB Billy Cannon (20)
FB Charles Tolar (44)

DEFENSE
LE Gary Cutsinger (80)
LT Ed Culpepper (78)
RT Ed Husmann (82)
RE Don Floyd (75)
LLB Doug Cline (31)
MLB Gene Babb (33)
RLB Mike Dukes (30)
LCB Tony Banfield (40)
RCB Mark Johnston (41)
SS Bobby Jancik (23)
SS Jim Norton (43)
FS Fred Glick (27)

SPECIALISTS
K George Blanda (16)
P Jim Norton (43)

AFL All-Star Game
All-AFL

GM: Don Suman; **Head Coach:** Frank "Pop" Ivy
Asst. Coaches: Neill Armstrong (defense), Walt Schlinkman (offense), Joe Spencer (line)

AMERICAN FOOTBALL LEAGUE STANDINGS

EASTERN DIVISION	W	L	T	Pct
Houston	11	3	0	.786
Boston	9	4	1	.692
Buffalo	7	6	1	.538
N.Y. Titans	5	9	0	.357

WESTERN DIVISION	W	L	T	Pct
Dallas	11	3	0	.786
Denver	7	7	0	.500
San Diego	4	10	0	.286
Oakland	1	13	0	.071

AFL CHAMPIONSHIP
 Dallas Texans 20, HOUSTON 17 (OT)

1961 SEASON (10-3-1 REGULAR SEASON, 1-0 PLAYOFFS) • 1ST PLACE AFL EAST

DATE	OPPONENT	SCORE	W/L	ATT
Sep. 9	OAKLAND	55-0	W	16,231
Sep. 24	at San Diego	24-34	L	29,210
Oct. 1	at Dallas	21-26	L	28,000
Oct. 8	BUFFALO	12-22	L	22,761
Oct. 13	at Boston	31-31	T	15,070
Oct. 22	DALLAS	38-7	W	21,237
Oct. 29	at Buffalo	28-16	W	23,228
Nov. 5	at Denver	55-14	W	11,564
Nov. 12	BOSTON	27-15	W	35,649
Nov. 19	NEW YORK	49-13	W	33,428
Nov. 26	DENVER	45-14	W	27,864
Dec. 3	SAN DIEGO	33-13	W	37,845
Dec. 10	at New York	48-21	W	9,462
Dec. 17	at Oakland	47-16	W	4,821
Dec. 24	at San Diego	10-3	W	29,556

	TITANS	OPP
Total First Downs	293	235
Rushing	97	87
Passing	182	126
Penalty	14	22
3rd Down: Made/Att	--	--
4th Down: Made/Att	--	--
Possession Avg.	--	--
Total Net Yards	6288	--
Avg. Per Game	449.1	--
Total Plays	964	--
Avg. Per Play	6.5	--
Net Yards Rushing	1896	--
Avg. Per Game	135.4	--
Total Rushes	452	--
Net Yards Passing	4392	--
Avg. Per Game	313.7	--
Sacked/Yards Lost	14/176	--
Gross Yards	4568	--
Att./Comp.	498/254	--
Completion Pct.	51.0	--
Had Intercepted	29	--
Punts/Average	56/39.1	--
Net Punting Avg.	56/39.1	--
Penalties/Yards	83/889	--
Fumbles/Ball Lost	19/11	--
Touchdowns	66	--
Rushing	15	--
Passing	48	--
Returns	3	--

BY PERIODS	1	2	3	4	OT	PTS
Oilers	85	180	92	156	0	513
Opponents	44	76	48	74	0	242

SCORING	TD	RU	PA	RT	PAT	FG	S	TP
Blanda	0	0	0	0	64/65	16/29	0	112
Groman	18	1	17	0	0	0	0	108
Cannon	15	6	9	0	0	0	0	90
Hennigan	12	0	12	0	0	0	0	72
Tolar	5	4	1	0	0	0	0	30
Dewveall	3	0	3	0	0	0	0	18
King	3	2	1	0	0	0	0	18
Smith	3	2	1	0	0	0	0	18
Cline	2	0	0	2	1/1	0/0	0	14
McLeod	2	0	2	0	0	0	0	12
Hall	1	0	1	0	0	0	0	6
Johnston	1	0	0	1	0	0	0	6
White	1	0	1	0	0	0	0	6
Milstead	0	0	0	0	1/1	0/0	0	1
Oilers	66	15	48	3	65/66	16/29	2	513
Opponents	33	17	13	3	0/0	0/0	0	242

2-Pt Conversions: Oilers 0-0, Opponents 0-0

RUSHING	No	Yds	Avg	Lg	TD
Cannon	200	948	4.7	61t	6
Tolar	157	577	3.7	28	4
Smith	60	258	4.3	21	2
King	12	50	4.2	17t	2
Lee	8	36	4.5	9	0
Hall	7	13	1.9	9	0
Blanda	7	12	1.7	7	0
Groman	1	2	2.0	2t	1
Oilers	452	1896	4.2	61t	15

PASSING	Att	Cmp	Pct	Yards	Yds/Att	TD	Int	Lg	Sk/Yds	Rating
Blanda	362	187	51.7	3330	9.20	36	22	80t	--	91.3
Lee	127	66	52.0	1205	9.49	12	6	80t	--	96.7
Cannon	5	0	0.0	0	0.0	0	1	0	--	0.0
Smith	2	1	50.0	33	16.50	0	0	33	--	95.8
Groman	1	0	0.0	0	0.0	0	0	0	--	39.6
Tolar	1	0	0.0	0	0.0	0	0	0	--	39.6
Oilers	498	254	51.0	4568	9.17	48	29	80t	14/176	90.7

RECEIVING	No	Yds	Avg	Lg	TD
Hennigan	82	1746	21.3	80t	12
Groman	50	1175	23.5	80t	17
Cannon	43	586	13.6	78t	9
Tolar	24	219	9.1	32	1
McLeod	14	172	12.3	18	2
White	13	238	18.3	49	1
Dewveall	12	200	16.7	66t	3
Smith	10	131	13.1	37	1
King	3	83	27.7	44t	1
Hall	1	20	20.0	20t	1
Spence	1	14	14.0	14	0
Blanda	1	-16	-16.0	-16	0
Oilers	254	4568	18.0	80t	48

INTERCEPTIONS	No	Yds	Avg	Lg	TD
Norton	9	150	16.7	36	0
Banfield	8	136	17.0	58	0
Johnston	4	59	14.8	27	0
Glick	4	28	7.0	11	0
Milstead	2	25	12.5	22	0
Morris	1	31	31.0	31	0
Laraway	1	30	30.0	30	0
Cline	1	24	24.0	24	0
Spence	1	23	23.0	23	0
Trask	1	17	17.0	17	0
Dukes	1	5	5.0	5	0
Oilers	33	528	16.0	58	0

PUNTING	No	Yds	Avg	Net	TB	In	Lg	B
Norton	48	1952	40.7	40.7	0	0	63	0
Hall	8	238	29.8	29.8	0	0	50	0
Oilers	56	2190	39.1	39.1	0	0	63	0

PUNT RETURNS	No	FC	Yds	Avg	Lg	TD
Cannon	9	0	70	7.8	20	0
King	7	0	32	4.6	10	0
Hall	2	0	1	0.5	1	0
Smith	1	0	15	15.0	15	0
Oilers	19	0	118	6.2	20	0

KICKOFF RETURNS	No	Yds	Avg	Lg	TD
Cannon	18	439	24.4	47	0
King	8	190	23.8	41	0
Hall	6	140	23.3	33	0
Dukes	4	57	14.3	23	0
Tolar	2	42	21.0	22	0
Cline	1	24	24.0	24	0
Laraway	1	22	22.0	22	0
McLeod	1	13	13.0	13	0
Smith	1	5	5.0	5	0
Wharton	1	8	8.0	8	0
Oilers	43	940	21.9	47	0

FIELD GOALS	1-19	20-29	30-39	40-49	50+
Oilers	6/7	6/8	1/2	1/6	2/6

Blanda: (27G, 14G) (28G) () (41N, 48N, 14G, 46N, 54N) (36N, 51N, 24G) (54N, 53G, 47N) (24N, 45N) (48G, 33G) (25G, 19G) (N) (9G) (55G, 23G, 27N) (16G, 27G, 51N) (12G)

Opponents: records not available

SACKS
records not available

TACKLES (Solo-Assists-Total)
records not available

USUAL STARTING LINEUP

OFFENSE	
WR	Bill Groman (89)
LT	Al Jamison (70)
LG	Bob Talamini (61)
C	Bob Schmidt (52)
RG	Hogan Wharton (63)
RT	Rich Michael (77)
TE	John White (86)
	Bob McLeod (81)
WR	Charlie Hennigan (87)
QB	George Blanda (16)
RB	Billy Cannon (20)
FB	Charles Tolar (44)
DEFENSE	
LE	Dalva Allen (80)
LT	Orville Trask (79)
RT	Ed Husmann (82)
RE	Don Floyd (75)
LLB	Doug Cline (31)
MLB	Dennit Morris (50)
RLB	Mike Dukes (30)
LCB	Tony Banfield (40)
RCB	Mark Johnston (41)
SS	Jim Norton (43)
FS	Fred Glick (27)

SPECIALISTS	
K	George Blanda (16)
P	Jim Norton (43)

AFL All-Star Game
All-AFL

GM: Don Suman; Head Coach: Lou Rymkus (five games), Wally Lemm (final nine games)
Asst. Coaches: Walt Schlinkman (off. backs), Mac Speedie (ends), Joe Spencer (line), Fred Wallner (defense)

AMERICAN FOOTBALL LEAGUE STANDINGS

EASTERN DIVISION				
W	L	T	Pct	
Houston	10	3	1	.769
Boston	9	4	1	.692
N.Y. Titans	7	7	0	.500
Buffalo	6	8	0	.429
WESTERN DIVISION				
W	L	T	Pct	
San Diego	12	2	0	.857
Dallas Texans	6	8	0	.429
Denver	3	11	0	.214
Oakland	2	12	0	.143

AFL CHAMPIONSHIP
Houston 10, SAN DIEGO 3

1960 SEASON (10-4 REGULAR SEASON, 1-0 PLAYOFFS) • 1ST PLACE AFL EAST

DATE	OPPONENT	SCORE	W/L	ATT
Sep. 11	at Oakland	37-22	W	12,703
Sep. 18	LOS ANGELES	38-28	W	20,156
Sep. 25	OAKLAND	13-14	L	16,421
Oct. 9	NEW YORK	27-21	W	16,151
Oct. 16	DALLAS	20-10	W	19,026
Oct. 23	at New York	42-28	W	21,000
Oct. 30	at Buffalo	24-25	L	23,001
Nov. 6	at Denver	45-25	W	14,489
Nov. 13	at Los Angeles	21-24	L	21,805
Nov. 20	DENVER	20-10	W	20,778
Nov. 25	at Boston	24-10	W	27,123
Dec. 4	at Dallas	0-24	L	20,000
Dec. 11	BUFFALO	31-23	W	25,247
Dec. 18	BOSTON	37-21	W	22,352
Jan. 1	LOS ANGELES	24-16	W	32,183

	TITANS	OPP
Total First Downs	262	282
Rushing	83	90
Passing	153	164
Penalty	26	28
3rd Down: Made/Att	--	--
4th Down: Made/Att	--	--
Possession Avg.	--	--
Total Net Yards	4936	--
Avg. Per Game	352.6	--
Total Plays	930	--
Avg. Per Play	5.3	--
Net Yards Rushing	1733	--
Avg. Per Game	123.8	--
Total Rushes	452	--
Net Yards Passing	3203	--
Avg. Per Game	228.8	--
Sacked/Yards Lost	22/168	--
Gross Yards	3371	--
Att./Comp.	456/218	--
Completion Pct.	47.8	--
Had Intercepted	28	--
Punts/Average	72/35.8	--
Net Punting Avg.	72/35.8	--
Penalties/Yards	75/750	--
Fumbles/Ball Lost	36/17	--
Touchdowns	48	--
Rushing	15	--
Passing	31	--
Returns	2	--

BY PERIODS	1	2	3	4	OT	PTS
Oilers	93	106	91	89	0	379
Opponents	64	94	72	55	0	285

SCORING	TD	RU	PA	RT	PAT	FG	S	TP
Blanda	4	4	0	0	46/47	15/33	0	115
Groman	12	0	12	0	0	0	0	72
Cannon	7	1	5	1	0	0	0	42
Smith	7	5	2	0	0	0	0	42
Hennigan	6	0	6	0	0	0	0	36
Carson	4	0	4	0	0	0	0	24
Tolar	3	3	0	0	0	0	0	18
Cline	2	2	0	0	0	0	0	12
Atchason LG	1	0	1	0	0	0	0	6
Atchason TM	1	0	1	0	0	0	0	6
Hall	1	0	0	1	0	0	0	6
Witcher	1	0	1	0	0	0	0	6
Oilers	48	15	31	2	46/47	15/33	0	379
Opponents	36	6	28	2	0/0	0/0	0	285

2-Pt Conversions: Oilers 0-0, Opponents 0-0

RUSHING	No	Yds	Avg	Lg	TD
Cannon	152	644	4.2	39	1
Smith	154	643	4.2	65	5
Tolar	54	179	3.3	40t	3
Hall	30	118	3.9	16	0
Cline	37	105	2.8	19	2
Blanda	16	16	1.0	9	4
Talamini	0	14	--	14	0
Lee	6	11	1.8	10	0
Milstead	3	3	1.0	7	0
Oilers	452	1733	3.8	65	15

PASSING	Att	Cmp	Pct	Yards	Yds/Att	TD	Int	Lg	Sk/Yds	Rating
Blanda	363	169	46.6	2413	6.65	24	22	75	0/0	65.4
Lee	77	41	53.2	842	10.94	5	6	92t	0/0	81.2
Milstead	7	4	57.1	43	6.14	0	0	30	0/0	75.3
Smith	5	3	60.0	70	14.00	1	0	31	0/0	143.8
Cannon	3	0	0.0	0	0.00	0	0	0	0/0	39.6
Groman	1	1	100.0	3	3.00	1	0	3t	0/0	118.8
Oilers	456	218	47.8	3371	7.39	31	28	92t	22/168	69.8

RECEIVING	No	Yds	Avg	Lg	TD
Groman	72	1473	20.5	92t	12
Carson	45	604	13.4	47	4
Hennigan	44	722	16.4	73t	6
Smith	22	216	9.8	40t	2
Cannon	15	187	12.5	53t	5
Tolar	7	71	10.1	21	0
Atchason LG	5	48	9.6	14	1
Atchason TM	3	26	8.7	12	1
Witcher	4	34	8.5	13	1
Cline	4	15	3.8	10	0
J. White	1	18	18.0	18	0
Norton	1	5	5.0	5	0
Oilers	218	3371	15.5	92t	31

INTERCEPTIONS	No	Yds	Avg	Lg	TD
Johnston	4	42	10.5	33	0
Morris	4	32	8.0	26	0
Spence	4	5	1.3	5	0
Gordon	3	45	15.0	20	0
Banfield	3	22	7.3	22	0
Dukes	2	34	17.0	29	0
Kendall	2	10	5.0	10	0
Allen	1	0	0.0	0	0
Norton	1	0	0.0	0	0
Witcher	1	0	0.0	0	0
Oilers	25	190	7.6	33	0

PUNTING	No	Yds	Avg	Net	TB	In	Lg	B
Milstead	66	2365	35.8	35.8	0	0	54	0
Hall	6	210	35.0	35.0	0	0	41	0
Oilers	72	2575	35.8	35.8	0	0	54	0

PUNT RETURNS	No	FC	Yds	Avg	Lg	TD
Hall	6	0	72	12.0	26	0
Tolar	5	0	40	8.0	15	0
Cannon	4	0	96	24.0	51	0
Oilers	15	0	208	13.9	51	0

KICKOFF RETURNS	No	Yds	Avg	Lg	TD
Hall	19	594	31.3	104t	1
Tolar	13	249	19.2	35	0
Cannon	8	266	33.3	88t	1
Dukes	4	58	14.5	20	0
Cline	3	42	14.0	16	0
Jamison	1	5	5.0	5	0
J. White	0	11	--	11	0
Oilers	48	1225	25.5	104t	2

FIELD GOALS	1-19	20-29	30-39	40-49	50+
Oilers	6/14	3/5	3/5	1/6	2/3

Blanda: (18G,) (13G) (36G, 17N, 10G, 28N) (N, N, N, N, 22G, 36G) (19G, 40N, 23G, 47N) (N) (50G) (45N, 44G, 40N) (52N) (40N) (35N, 20N, 32N, 16G) (18N) (53G) (32G, 26G, 10G)
Opponents: records not available

SACKS
 records not available

TACKLES (Solo-Assists-Total)
 records not available

USUAL STARTING LINEUP

OFFENSE	
WR	Bill Groman (89)
LT	Al Jamison (70)
LG	Bob Talamini (61)
C	George Belotti (57)
	Hugh Pitts (53)
RG	Hogan Wharton (63)
RT	Rich Michael (77)
TE	John Carson (82)
	John White (86)
WR	Charlie Hennigan (87)
QB	George Blanda (16)
RB	Billy Cannon (20)
FB	Dave Smith (32)

DEFENSE	
LE	Dalva Allen (80)
LT	Orville Trask (79)
RT	Jerry Helluin (72)
	George Shirkey (74)
RE	Don Floyd (75)
LLB	Doug Cline (31)
MLB	Dennit Morris (50)
RLB	Mike Dukes (30)
LCB	Jim Norton (43)
RCB	Mark Johnston (41)
SS	Bobby Gordon (47)
	Charles Kendall (34)
FS	Julian Spence (24)

SPECIALISTS	
K	George Blanda (16)
P	Charles Milstead (12)

ALL-AFL

GM: (none); **Head Coach:** Lou Rymkus
Asst. Coaches: Wally Lemm, Walt Schlinkman, Mac Speedie, Fred Wallner

AMERICAN FOOTBALL LEAGUE STANDINGS

EASTERN DIVISION				
W	L	T	Pct	
Houston	10	4	0	.714
N.Y. Titans	7	7	0	.500
Buffalo	5	8	1	.385
Boston	5	9	0	.357

WESTERN DIVISION				
W	L	T	Pct	
L.A. Chargers	10	4	0	.714
Dallas Texans	8	6	0	.571
Oakland	6	8	0	.429
Denver	4	9	1	.308

AFL CHAMPIONSHIP
 HOUSTON 24, L.A. Chargers 16

ALL-TIME PRESEASON SUMMARY

OPPONENT	WON	LOST	TIED	OPPONENT	WON	LOST	TIED	OPPONENT	WON	LOST	TIED
Titans vs. Arizona	5	3	0	Titans vs. Green Bay	8	4	0	Titans vs. N.Y. Jets	8	7	0
Titans vs. Atlanta	6	5	0	Titans vs. Indianapolis	2	5	0	Titans vs. Philadelphia	4	3	0
Titans vs. Baltimore	0	1	0	Titans vs. Kansas City	3	12	0	Titans vs. Pittsburgh	0	2	0
Titans vs. Buffalo	10	3	0	Titans vs. Las Vegas	6	5	0	Titans vs. San Francisco	1	1	0
Titans vs. Carolina	1	2	0	Titans vs. L.A. Chargers	3	7	0	Titans vs. Seattle	0	3	0
Titans vs. Chicago	8	6	0	Titans vs. L.A. Rams	8	4	0	Titans vs. Tampa Bay	5	7	0
Titans vs. Cincinnati	1	1	0	Titans vs. Miami	2	1	0	Titans vs. Washington	3	5	0
Titans vs. Cleveland	2	1	0	Titans vs. Minnesota	2	7	0	TOTALS:	130	143	1
Titans vs. Dallas	13	21	0	Titans vs. New England	6	1	0				
Titans vs. Denver	5	5	0	Titans vs. New Orleans	14	15	1				
Titans vs. Detroit	2	3	0	Titans vs. N.Y. Giants	2	3	0				

YEAR-BY-YEAR PRESEASON RESULTS

1960 (2-3)

SITE	OPPONENT	OILERS	OPP
Tulsa, Okla.	Dallas	10	27
Los Angeles	Los Angeles	13	22
Houston	Denver	42	3
Mobile, Ala.	N.Y. Titans	30	14
Dallas	Dallas	3	24

1961 (3-2)

SITE	OPPONENT	OILERS	OPP
San Diego	San Diego	14	27
Honolulu, Hawaii	Oakland	35	17
Honolulu, Hawaii	San Diego	28	42
Greenville, S.C.	N.Y. Titans	30	20
Mobile, Ala.	Denver	42	20

1962 (4-1)

SITE	OPPONENT	OILERS	OPP
Houston	N.Y. Titans	33	27
Atlanta	Denver	33	17
New Orleans	Boston	20	10
Mobile, Ala.	Buffalo	14	21
Miami	Dallas	34	31

1963 (3-2)

SITE	OPPONENT	OILERS	OPP
Denver	Denver	10	27
Shreveport, La.	N.Y. Jets	17	0
Lowell, Mass.	Boston	21	20
Houston	San Diego	3	21
Wichita, Kan.	Kansas City	23	17

1964 (1-4)

SITE	OPPONENT	OILERS	OPP
Boston	Boston	38	7
Little Rock, Ark.	San Diego	36	44
Houston	Denver	20	32
Las Vegas, Nev.	Oakland	20	34
Houston	Kansas City	17	27

1965 (5-0)

SITE	OPPONENT	OILERS	OPP
Alexandria, Va.	N.Y. Jets	21	16
Buffalo	Buffalo	29	7
Houston	Boston	27	6
San Antonio, Texas	Denver	25	3
Little Rock, Ark.	San Diego	13	10

1966 (1-3)

SITE	OPPONENT	OILERS	OPP
Houston	Oakland	26	17
Birmingham, Ala.	N.Y. Jets	10	16
Little Rock, Ark.	Buffalo	16	2
Kansas City	Kansas City	20	31

1967 (0-4)

SITE	OPPONENT	OILERS	OPP
Houston	Kansas City	9	34
Oakland	Oakland	7	24
Charlotte, N.C.	N.Y. Jets	7	13
Houston	Dallas	17	30

1968 (4-1)

SITE	OPPONENT	OILERS	OPP
Houston	Washington	9	3
Houston	N.Y. Jets	28	14
Houston	New Orleans	24	23
Tulsa, Okla.	Buffalo	37	7
Houston	Dallas	19	33

1969 (3-2)

SITE	OPPONENT	OILERS	OPP
Houston	Buffalo	24	7
Houston	Baltimore	29	33
Houston	Chicago	19	17
Houston	Dallas	11	14
New Orleans	New Orleans	30	14

1970 (2-4)

SITE	OPPONENT	OILERS	OPP
Houston	Chicago	13	23
Houston	New Orleans	10	19
Houston	Minnesota	7	14
Houston	Dallas	37	21
Los Angeles	Los Angeles	3	20
Miami	Philadelphia	27	7

1971 (4-3)

SITE	OPPONENT	OILERS	OPP
Canton, Ohio	Los Angeles	6	17
Houston	N.Y. Giants	35	6
St. Louis	St. Louis	14	16
Houston	Philadelphia	21	17
Houston	Dallas	20	28
Houston	Chicago	37	17
New Orleans	New Orleans	24	17

1972 (2-3-1)

SITE	OPPONENT	OILERS	OPP
Dallas	Dallas	24	25
Chicago	Chicago	17	20
Houston	Green Bay	20	3
Houston	St. Louis	33	24
Minnesota	Minnesota	14	26
Houston	New Orleans	14	14

1973 (2-4)

SITE	OPPONENT	OILERS	OPP
Houston	N.Y. Jets	13	16
Houston	Chicago	7	34
Green Bay	Green Bay	14	33
Houston	Dallas	27	24
Houston	Baltimore	20	9
New Orleans	New Orleans	10	16

1974 (3-3)

SITE	OPPONENT	OILERS	OPP
Houston	N.Y. Giants	16	7
Washington	Washington	48	3
Dallas	Dallas	13	19
Houston	Atlanta	6	10
Houston	Chicago	37	20
Houston	New Orleans	16	24

1975 (3-3)

SITE	OPPONENT	OILERS	OPP
New Orleans	New Orleans	13	7
Houston	Washington	24	13
Denver	Denver	21	27
Houston	Dallas	14	17
Houston	Baltimore	21	26
Chicago	Chicago	24	13

1976 (0-6)

SITE	OPPONENT	OILERS	OPP
Kansas City	Kansas City (OT)	3	9
Houston	New Orleans	10	13
Houston	N.Y. Giants	14	30
Houston	N.Y. Jets	24	27
Houston	Miami	6	10
Dallas	Dallas (OT)	20	26

1977 (2-4)

SITE	OPPONENT	OILERS	OPP
Oakland	Oakland	0	40
Houston	Baltimore	7	14
Houston	Chicago	10	14
Houston	San Francisco	17	3
Houston	Dallas	23	14
New Orleans	New Orleans	16	20

1978 (1-3)

SITE	OPPONENT	OILERS	OPP
Houston	Denver	12	17
Houston	Philadelphia	10	28
Dallas	Dallas	27	13
Houston	New Orleans	3	17

PRESEASON RESULTS

1979 (1-3)

SITE	OPPONENT	OILERS	OPP
Houston	N.Y. Jets	14	21
Houston	St. Louis	9	7
Dallas	Dallas	13	16
New Orleans	New Orleans	7	10

1980 (2-2)

SITE	OPPONENT	OILERS	OPP
Houston	Tampa Bay	7	21
Houston	New Orleans	20	17
Dallas	Dallas	13	20
Houston	Buffalo	24	7

1981 (1-3)

SITE	OPPONENT	OILERS	OPP
Houston	Philadelphia	13	10
New Orleans	New Orleans	7	27
Tampa Bay	Tampa Bay	17	27
Dallas	Dallas	20	28

1982 (2-2)

SITE	OPPONENT	OILERS	OPP
Houston	New Orleans	22	20
Houston	N.Y. Jets	16	33
Houston	Tampa Bay	21	6
Dallas	Dallas	14	20

1983 (0-4)

SITE	OPPONENT	OILERS	OPP
Houston	Baltimore	0	15
Houston	Tampa Bay	17	23
New Orleans	New Orleans	13	20
Dallas	Dallas	31	34

1984 (1-3)

SITE	OPPONENT	OILERS	OPP
Tampa Bay	Tampa Bay	17	30
Houston	N.Y. Jets	36	17
Houston	New Orleans	19	31
Dallas	Dallas	24	31

1985 (1-4)

SITE	OPPONENT	OILERS	OPP
Canton, Ohio	N.Y. Giants	20	21
Los Angeles	L.A. Rams	3	7
New Orleans	New Orleans	23	20
Houston	Kansas City	19	24
Dallas	Dallas	10	20

1986 (4-0)

SITE	OPPONENT	OILERS	OPP
Los Angeles	L.A. Rams	17	14
Houston	Buffalo	23	20
Houston	New Orleans	24	13
Dallas	Dallas	17	14

1987 (2-2)

SITE	OPPONENT	OILERS	OPP
Houston	Kansas City	20	32
New Orleans	New Orleans	16	13
Indianapolis	Indianapolis	6	17
Dallas	Dallas	18	13

1988 (4-0)

SITE	OPPONENT	OILERS	OPP
Houston	Buffalo	13	9
Memphis, Tenn.	New England	27	14
Los Angeles	L.A. Rams	20	17
Dallas	Dallas	54	10

1989 (2-2)

SITE	OPPONENT	OILERS	OPP
Tampa Bay	Tampa Bay	23	41
Jacksonville, Fla.	Miami	26	10
Oakland	L.A. Raiders	23	21
Dallas	Dallas	28	30

1990 (1-3)

SITE	OPPONENT	OILERS	OPP
Houston	Detroit	10	34
Houston	N.Y. Giants	10	13
Minnesota	Minnesota	21	22
Dallas	Dallas	27	6

1991 (2-2)

SITE	OPPONENT	OILERS	OPP
San Diego	San Diego	29	31
Houston	Atlanta	7	36
Houston	Dallas	30	20
Memphis, Tenn.	L.A. Rams	16	13

1992 (4-1)

SITE	OPPONENT	OILERS	OPP
Tokyo, Japan	Dallas	34	23
Detroit	Detroit	17	7
Dallas	Dallas	17	16
New Orleans	New Orleans	33	3
Los Angeles	L.A. Raiders	26	30

1993 (1-3)

SITE	OPPONENT	OILERS	OPP
San Antonio, Texas	New Orleans	28	37
Houston	Detroit	20	24
San Antonio, Texas	Dallas	23	20
Houston	Seattle	10	20

1994 (2-3)

SITE	OPPONENT	OILERS	OPP
Kansas City	Kansas City	17	24
San Antonio, Texas	San Diego	31	3
Mexico City, Mexico	Dallas	6	0
San Antonio, Texas	Buffalo	16	18
Houston	L.A. Raiders	23	24

1995 (0-3)

SITE	OPPONENT	OILERS	OPP
Houston	Arizona	13	16
Knoxville, Tenn.	Washington (OT)	13	16
Houston	San Diego	canceled	
San Antonio, Texas	Dallas	0	10

1996 (2-2)

SITE	OPPONENT	OILERS	OPP
Jackson, Miss.	N.Y. Jets	31	13
Houston	Indianapolis	16	12
Houston	Detroit	23	34
Orlando, Fla.	Dallas	19	24

1997 (0-4)

SITE	OPPONENT	OILERS	OPP
Memphis, Tenn.	New Orleans	12	21
Nashville	Washington	12	18
Nashville	San Diego	7	21
Dallas	Dallas	10	34

1998 (3-1)

SITE	OPPONENT	OILERS	OPP
Atlanta	Atlanta	31	16
Nashville	Washington	24	27
New Orleans	New Orleans	26	24
Nashville	Denver	16	13

1999 (1-3)

SITE	OPPONENT	TITANS	OPP
Kansas City	Kansas City	20	22
Phoenix	Arizona	17	27
Nashville	Atlanta	17	3
Nashville	New Orleans	11	12

2000 (3-1)

SITE	OPPONENT	TITANS	OPP
Nashville	Kansas City	14	10
Nashville	St. Louis	30	3
Philadelphia	Philadelphia	32	34
Chicago	Chicago	34	28

2001 (3-1)

SITE	OPPONENT	TITANS	OPP
Nashville	Chicago	27	24
St. Louis	St. Louis	23	10
Nashville	Philadelphia	14	20
Detroit	Detroit	28	25

2002 (2-2)

SITE	OPPONENT	TITANS	OPP
Nashville	St. Louis	28	26
Nashville	Oakland	24	14
Minnesota	Minnesota	10	14
Green Bay	Green Bay	20	21

2003 (4-0)

SITE	OPPONENT	TITANS	OPP
Nashville	Cleveland	10	6
Nashville	Buffalo	37	24
Cincinnati	Cincinnati	23	15
Green Bay	Green Bay	27	3

2004 (3-1)

SITE	OPPONENT	TITANS	OPP
Nashville	Cleveland	24	3
Buffalo	Buffalo	16	15
Dallas	Dallas	17	20
Nashville	Green Bay	27	7

2005 (1-3)

SITE	OPPONENT	TITANS	OPP
Nashville	Tampa Bay (OT)	10	17
Atlanta	Atlanta	24	21
San Francisco	San Francisco (OT)	13	16
Nashville	Green Bay	17	21

2006 (1-3)

SITE	OPPONENT	TITANS	OPP
Nashville	New Orleans	16	19
Denver	Denver	10	35
Nashville	Atlanta	6	20
Green Bay	Green Bay	35	21

2007 (3-1)

SITE	OPPONENT	TITANS	OPP
Nashville	Washington	6	14
New England	New England	27	24
Buffalo	Buffalo	28	17
Nashville	Green Bay	30	14

2008 (3-1)

SITE	OPPONENT	TITANS	OPP
Nashville	St. Louis	34	13
Nashville	Oakland	17	16
Atlanta	Atlanta	3	17
Green Bay	Green Bay	23	21

PRESEASON RESULTS

2009 (3-2)

SITE	OPPONENT	TITANS	OPP
Canton, Ohio	Buffalo	21	18
Nashville	Tampa Bay	27	20
Dallas	Dallas	10	30
Cleveland	Cleveland	17	23
Nashville	Green Bay	27	13

2010 (2-2)

SITE	OPPONENT	TITANS	OPP
Seattle	Seattle	18	20
Nashville	Arizona	24	10
Carolina	Carolina	7	15
Nashville	New Orleans	27	24

2011 (3-1)

SITE	OPPONENT	TITANS	OPP
Nashville	Minnesota	14	13
St. Louis	St. Louis	16	17
Nashville	Chicago	14	13
New Orleans	New Orleans	32	9

2012 (3-1)

SITE	OPPONENT	TITANS	OPP
Seattle	Seattle	17	27
Tampa Bay	Tampa Bay	30	7
Nashville	Arizona	32	27
Nashville	New Orleans	10	6

2013 (1-3)

SITE	OPPONENT	TITANS	OPP
Nashville	Washington	21	22
Cincinnati	Cincinnati	19	27
Nashville	Atlanta	27	16
Minnesota	Minnesota	23	24

2014 (2-2)

SITE	OPPONENT	TITANS	OPP
Nashville	Green Bay	20	16
New Orleans	New Orleans	24	31
Atlanta	Atlanta	24	17
Nashville	Minnesota	3	19

2015 (2-2)

SITE	OPPONENT	TITANS	OPP
Atlanta	Atlanta	24	31
Nashville	St. Louis	27	14
Kansas City	Kansas City	10	34
Nashville	Minnesota	24	17

2016 (3-1)

SITE	OPPONENT	TITANS	OPP
Nashville	San Diego	27	10
Nashville	Carolina	16	26
Oakland	Oakland	27	14
Miami	Miami	21	10

2017 (1-3)

SITE	OPPONENT	TITANS	OPP
East Rutherford	N.Y. Jets	3	7
Nashville	Carolina	34	27
Nashville	Chicago	7	19
Kansas City	Kansas City	6	30

2018 (0-4)

SITE	OPPONENT	TITANS	OPP
Green Bay	Green Bay	17	31
Nashville	Tampa Bay	14	30
Pittsburgh	Pittsburgh	6	16
Nashville	Minnesota	3	13

2019 (2-2)

SITE	OPPONENT	TITANS	OPP
Philadelphia	Philadelphia	27	10
Nashville	New England	17	22
Nashville	Pittsburgh	6	18
Chicago	Chicago	19	15

2020 (0-0)

SITE	OPPONENT	TITANS	OPP
------	----------	--------	-----

No Preseason because of COVID-19 pandemic

2021 (2-1)

SITE	OPPONENT	TITANS	OPP
Atlanta	Atlanta	23	3
Tampa Bay	Tampa Bay	34	3
Nashville	Chicago	24	27

2022 (2-1)

SITE	OPPONENT	TITANS	OPP
Baltimore	Baltimore	10	23
Nashville	Tampa Bay	13	3
Nashville	Arizona	26	23



TITANS VS. THE NFL

All-time regular season and playoff records versus 31 current NFL opponents

OPPONENT	FIRST MEETING	REGULAR SEASON			POSTSEASON			COMBINED			STREAK	LAST TIME
		HOME	AWAY	TOTAL	HOME	AWAY	TOTAL	HOME	AWAY	TOTAL		
Arizona Cardinals	1970	2-5-0	2-3-0	4-8-0	0-0	0-0	0-0	2-5-0	2-3-0	4-8-0	L3	9/12/21 at Ten, L 13-38
Atlanta Falcons	1972	5-2-0	3-5-0	8-7-0	0-0	0-0	0-0	5-2-0	3-5-0	8-7-0	W1	9/29/19 at Atl, W 24-10
Baltimore Ravens	1996	6-5-0	5-5-0	11-10-0	0-3	2-0	2-3	6-8-0	7-5-0	13-13-0	L1	1/10/21 at Ten, L 13-20
Buffalo Bills	1960	15-8-0	14-10-0	29-18-0	1-0	0-2	1-2	16-8-0	14-12-0	30-20-0	L1	9/19/22 at Buf, L 7-41
Carolina Panthers	1996	1-2-0	2-1-0	3-3-0	0-0	0-0	0-0	1-2-0	2-1-0	3-3-0	L2	11/3/19 at Car, L 20-30
Chicago Bears	1973	3-4-0	4-2-0	7-6-0	0-0	0-0	0-0	3-4-0	4-2-0	7-6-0	W2	11/8/20 at Ten, W 24-17
Cincinnati Bengals	1968	23-14-1	17-21-0	40-35-1	0-1	0-1	0-2	23-15-1	17-22-0	40-37-1	L3	11/27/22 at Ten, L 16-20
Cleveland Browns	1970	14-20-0	17-16-0	31-36-0	0-0	1-0	1-0	14-20-0	17-16-0	31-36-0	L1	12/6/20 at Ten, L 35-41
Dallas Cowboys	1970	2-6-0	5-3-0	7-9-0	0-0	0-0	0-0	2-6-0	5-3-0	7-9-0	L1	12/29/22 at Ten, L 13-27
Denver Broncos	1960	16-6-0	8-10-1	24-16-1	1-0	0-2	1-2	17-6-0	8-12-1	25-18-1	W2	11/13/22 at Ten, W 17-10
Detroit Lions	1971	6-2-0	4-1-0	10-3-0	0-0	0-0	0-0	6-2-0	4-1-0	10-3-0	W6	12/20/20 at Ten, W 46-25
Green Bay Packers	1972	3-3-0	5-3-0	8-6-0	0-0	0-0	0-0	3-3-0	5-3-0	8-6-0	W1	11/17/22 at GB, W 27-17
Houston Texans	2002	12-9-0	11-10-0	23-19-0	0-0	0-0	0-0	12-9-0	11-10-0	23-19-0	L1	12/24/22 at Ten, L 14-19
Indianapolis Colts	1970	10-16-0	11-19-0	21-35-0	0-0	1-0	1-0	10-16-0	12-19-0	22-35-0	W5	10/23/22 at Ten, W 19-10
Jacksonville Jaguars	1995	18-10-0	15-13-0	33-23-0	0-0	1-0	1-0	18-10-0	16-13-0	34-23-0	L2	1/7/23 at Jax, L 16-20
Kansas City Chiefs	1960	14-10-0	10-18-0	24-28-0	0-2	1-1	1-3	14-12-0	11-19-0	25-31-0	L1	11/6/22 at KC, L 17-20 (OT)
Las Vegas Raiders	1960	15-14-0	7-12-0	22-26-0	0-0	0-4	0-4	15-14-0	7-16-0	22-30-0	W2	9/25/22 at Ten, W 24-22
Los Angeles Chargers	1960	12-9-0	3-19-1^	15-27-1	1-0	2-1	3-1	13-9-0	5-20-1	18-28-1	L1	12/18/22 at LAC, L 14-17
Los Angeles Rams	1973	3-4-0	3-3-0	6-7-0	0-0	0-0	0-1*	3-4-0	3-3-0	6-8-0*	W1	11/7/21 at LAR, W 28-16
Miami Dolphins	1966	9-8-0	8-13-0	17-21-0	0-0	1-0	1-0	9-8-0	9-13-0	18-21-0	W1	1/2/22 at Ten, W 34-3
Minnesota Vikings	1974	3-2-0	2-7-0	5-9-0	0-0	0-0	0-0	3-2-0	2-7-0	5-9-0	W1	9/27/20 at Min, W 31-30
New England Patriots	1960	11-7-0	5-17-1	16-24-1	0-0	2-2	2-2	11-7-0	7-19-1	18-26-1	L1	11/28/21 at NE, L 13-36
New Orleans Saints	1971	3-4-1	6-2-0	9-6-1	0-0	0-0	0-0	3-4-1	6-2-0	9-6-1	W1	11/14/21 at Ten, W 23-21
New York Giants	1973	3-4-0	3-3-0	6-7-0	0-0	0-0	0-0	3-4-0	3-3-0	6-7-0	L1	9/11/22 at Ten, L 20-21
New York Jets	1960	18-6-0	6-14-1	24-20-1	1-0	0-0	1-0	19-7-0	6-13-1	25-20-1	L1	10/3/21 at NYJ, L 24-27 OT
Philadelphia Eagles	1972	3-3-0	2-5-0	5-8-0	0-0	0-0	0-0	3-3-0	2-5-0	5-8-0	L1	12/4/22 at Phi, L 10-35
Pittsburgh Steelers	1970	19-19-0	12-26-0	31-45-0	1-1	0-2	1-3	20-20-0	12-28-0	32-48-0	L4	12/19/21 at Pit, L 13-19
San Francisco 49ers	1970	3-5-0	3-4-0	6-9-0	0-0	0-0	0-0	3-5-0	3-4-0	6-9-0	W1	12/23/21 at Ten, W 20-17
Seattle Seahawks	1977	4-3-0	3-7-0	7-10-0	1-0	0-0	1-0	5-3-0	3-7-0	8-10-0	W2	9/19/21 at Sea, W 33-30
Tampa Bay Buccaneers	1976	8-0-0	2-2-0	10-2-0	0-0	0-0	0-0	8-0-0	2-2-0	10-2-0	W3	10/27/19 at Ten, W 27-23
Washington Commanders	1971	4-2-0	4-4-0	8-6-0	0-0	0-0	0-0	4-2-0	4-4-0	8-6-0	W2	10/9/22 at Was, W 21-17

* Series vs. Los Angeles Rams includes Super Bowl XXXIV loss in Atlanta, Ga.

^ Series vs. Los Angeles Chargers includes a 2018 road loss in London, U.K.

Notes: The Cardinals were previously the Phoenix Cardinals (1988-93), St. Louis Cardinals (1960-87) and Chicago Cardinals (1920-59). The Bears were previously the Decatur Staleys (1920) and Chicago Staleys (1921). The Browns did not play from 1996-98 and rejoined league as expansion team in 1999. The Colts were previously the Baltimore Colts (1953-83). The Chiefs were previously the Dallas Texans (1960-62). The Patriots were previously the Boston Patriots (1960-70). The Jets were previously the New York Titans (1960-62). The Raiders were previously the Oakland Raiders (1960-81 and 1995-2019) and the Los Angeles Raiders (1982-94). The Rams were previously the Cleveland Rams (1937-42, 1944-45) and the St. Louis Rams (1995-2015).

TEAM-BY-TEAM RESULTS

Oilers/Titans Home Stadium Dates

1960-64: Jeppesen Stadium, Houston
 1965-67: Rice Stadium, Houston
 1968-96: Astrodome, Houston
 1997: Liberty Bowl, Memphis
 1998: Vanderbilt Stadium, Nashville
 1999-Present: Nissan Stadium, Nashville

Abbreviations

AFL Champ - AFL Championship game
 AFL Div - AFL Divisional playoff game
 WC - first round playoff game (Wild Card)
 Div - Divisional playoff game
 Champ - AFC Championship game
 SB - Super Bowl XXXIV



vs. ARIZONA CARDINALS

Regular Season: 4-8 (Home 2-5, Away 2-3) • Playoffs: 0-0

Date	Site	W/L	Score
11-1-70	St.L	L	0-44
10-20-74	Hou	L	27-31
10-7-79	Hou	L	17-24
10-27-85	St.L	W	20-10
11-20-88	Hou	W	38-20
12-4-94	Hou	L	12-30
10-26-97	Ariz	W	41-14
10-23-05	Ariz	L	10-20

Date	Site	W/L	Score
11-29-09	Tenn	W	20-17
12-15-13	Tenn	L	34-37 OT
12-10-17	Ariz	L	7-12
9-12-21	Tenn	L	13-38

Points: Titans 239, Cardinals 297
Longest Win Streak: 2 (1985-88)
Longest Losing Streak: 3 (Twice, last 2013-21)
At Nissan Stadium: 1-2
At Univ. of Phoenix Stadium: 0-1



vs. ATLANTA FALCONS

Regular Season: 8-7 (Home 5-2, Away 3-5) • Playoffs: 0-0

Date	Site	W/L	Score
12-3-72	Atl	L	10-20
11-28-76	Hou	W	20-14
9-3-78	Atl	L	14-20
11-29-81	Hou	L	27-31
9-23-84	Atl	L	10-42
10-25-87	Hou	W	37-33

Date	Site	W/L	Score
9-9-90	Atl	L	27-47
12-5-93	Hou	W	33-17
10-13-96	Atl	W	23-13
12-19-99	Tenn	W	30-17
11-23-03	Atl	W	38-31
10-7-07	Tenn	W	20-13

Date	Site	W/L	Score
11-20-11	Atl	L	17-23
10-25-15	Ten	L	7-10
9-29-19	Atl	W	24-10

Points: Titans 337, Falcons 341
Longest Win Streak: 5 (1993-2007)
Longest Losing Streak: 3 (1978-84)
At Nissan Stadium: 2-1
At Georgia Dome: 2-1
At Mercedes-Benz Stadium: 1-0



vs. BALTIMORE RAVENS

Regular Season: 11-10 (Home 6-5, Away 5-5) • Playoffs: 2-3 (Home 0-3, Away 2-0)

Date	Site	W/L	Score
9-15-96	Hou	W	29-13
12-22-96	Balt	W	24-21 OT
9-21-97	Tenn	L	10-36
12-14-97	Balt	L	19-21
10-11-98	Balt	W	12-8
12-6-98	Tenn	W	16-14
10-10-99	Tenn	W	14-11
12-5-99	Balt	L	14-41
10-22-00	Balt	W	14-6

Date	Site	W/L	Score
11-12-00	Tenn	L	23-24
1-7-01	Tenn	L	10-24 (Div)
10-7-01	Balt	L	7-26
11-12-01	Tenn	L	10-16
11-24-02	Balt	L	12-13
1-3-04	Balt	W	20-17 (WC)
9-18-05	Tenn	W	25-10
11-12-06	Tenn	L	26-27
10-05-08	Balt	W	13-10

Date	Site	W/L	Score
1-10-09	Tenn	L	10-13 (Div)
9-18-11	Tenn	W	26-13
11-9-14	Balt	L	7-21
11-5-17	Tenn	W	23-20
10-14-18	Tenn	L	0-21
1-11-20	Balt	W	28-12 (Div)
11-22-20	Balt	W	30-24 OT
1-10-21	Tenn	L	13-20 (WC)

Points: Titans 435, Ravens 482
Longest Win Streak: 3 (1998-99)
Longest Losing Streak: 5 (2000-02)
At Nissan Stadium: 4-7
At M&T Bank Stadium: 6-4
Series Sweeps: Titans (1996, 98); Ravens (1997, 2001)



vs. BUFFALO BILLS

Regular Season: 29-18 (Home 15-8, Away 14-10) • Playoffs: 1-2 (Home 1-0, Away 0-2)

Date	Site	W/L	Score
10-30-60	Buf	L	24-25
12-11-60	Hou	W	31-23
10-8-61	Hou	L	12-22
10-29-61	Buf	W	28-16
9-9-62	Buf	W	28-23
10-7-62	Hou	W	17-14
9-28-63	Buf	W	31-20
10-20-63	Hou	W	28-14
10-11-64	Hou	L	17-48
11-1-64	Buf	L	10-24
10-31-65	Buf	W	19-17
12-5-65	Hou	L	18-29
9-25-66	Buf	L	20-27
11-20-66	Hou	L	20-42
9-17-67	Buf	W	20-3
10-29-67	Hou	W	10-3

Date	Site	W/L	Score
10-27-68	Buf	W	30-7
12-7-68	Hou	W	35-6
9-21-69	Buf	W	17-3
10-5-69	Hou	W	28-14
12-12-71	Buf	W	20-14
11-10-74	Buf	W	21-9
9-19-76	Buf	W	13-3
10-15-78	Hou	W	17-10
9-25-83	Buf	L	13-30
11-10-85	Buf	L	0-20
12-21-86	Hou	W	16-7
9-20-87	Buf	L	30-34
1-1-89	Buf	L	10-17 (Div)
9-24-89	Hou	L	41-47 OT
11-26-90	Hou	W	27-24
12-27-92	Hou	W	27-3

Date	Site	W/L	Score
1-3-93	Buf	L	38-41 OT (WC)
10-11-93	Buf	L	7-35
9-18-94	Hou	L	7-15
12-24-95	Buf	W	28-17
11-23-97	Tenn	W	31-14
1-8-00	Tenn	W	22-16 (WC)
9-3-00	Buf	L	13-16
12-14-03	Tenn	W	28-26
12-24-06	Buf	W	30-29
11-15-09	Tenn	W	41-17
12-4-11	Buf	W	23-17
10-21-12	Buf	W	35-34
10-11-15	Tenn	L	13-14
10-7-18	Buf	L	12-13
10-6-19	Tenn	L	7-14
10-13-20	Tenn	W	42-16

Points: Titans 1,096, Bills 1,004
Longest Win Streak: 10 (1967-78)
Longest Losing Streak: 3 (last 2015-19)
At Nissan Stadium: 5-1 overall (1-0 post)
At Ralph Wilson Stadium: 6-7 overall (0-2 postseason)
At New Era Field: 0-1 overall
At Highmark Stadium: 0-1 overall
Series Sweeps: Titans (1962, 63, 67, 68, 69); Bills (1964, 66)



vs. CAROLINA PANTHERS

Regular Season: 3-3 (Home 1-2, Away 2-1) • Playoffs: 0-0

Date	Site	W/L	Score
11-24-96	Hou	L	6-31
10-19-03	Car	W	37-17
11-4-07	Tenn	W	20-7
11-13-11	Car	W	30-3
11-15-15	Tenn	L	10-27

Date	Site	W/L	Score
11-3-19	Car	L	20-30

Total Points: Titans 123, Panthers 115
Longest Win Streak: 3 (2003-11)
Longest Losing Streak: 2 (2015-19)
At Nissan Stadium: 1-1
At Bank of America Stadium: 2-1



vs. CHICAGO BEARS

Regular Season: 7-6 (Home 3-4, Away 4-2) • Playoffs: 0-0

Date	Site	W/L	Score
10-28-73	Chi	L	14-35
11-6-77	Hou	W	47-0
11-16-80	Chi	W	10-6
10-12-86	Hou	L	7-20
10-15-89	Chi	W	33-28

Date	Site	W/L	Score
12-7-92	Hou	W	24-7
10-22-95	Chi	L	32-35
10-25-98	Tenn	L	20-23
11-14-04	Tenn	L	17-19 OT
11-9-08	Chi	W	21-14

Date	Site	W/L	Score
11-4-12	Tenn	L	20-51
11-27-16	Chi	W	27-21
11-8-20	Tenn	W	24-17

Total Points: Titans 296, Bears 266
Longest Win Streak: 2 (last 1989-92)
Longest Losing Streak: 3 (1995-04)
At Nissan Stadium: 1-2
At Soldier Field: 4-2



vs. CINCINNATI BENGALS

Regular Season: 40-35-1 (Home 23-14-1, Away 17-21) • Playoffs: 0-2 (Home 0-1, Away 0-1)

Date	Site	W/L	Score
11-3-68	Cin	W	27-17
11-9-69	Hou	T	31-31
10-4-70	Cin	W	20-13
12-13-70	Hou	L	20-30
10-31-71	Hou	W	10-6
11-21-71	Cin	L	13-28
10-29-72	Cin	L	7-30
12-17-72	Hou	L	17-61
9-23-73	Cin	L	10-24
12-16-73	Hou	L	24-27
10-27-74	Cin	W	21-34
11-17-74	Hou	W	20-3
10-5-75	Hou	L	19-21
11-30-75	Cin	L	19-23
10-24-76	Hou	L	7-27
11-14-76	Cin	L	27-31
10-30-77	Cin	L	10-13 OT
12-18-77	Hou	W	21-16
10-29-78	Cin	L	13-28
11-26-78	Hou	W	17-10
9-23-79	Cin	W	30-27 OT
11-18-79	Hou	W	42-21
9-28-80	Cin	W	13-10

Date	Site	W/L	Score
10-26-80	Hou	W	23-3
10-4-81	Hou	W	17-10
11-1-81	Cin	L	21-34
9-12-82	Cin	L	6-27
1-2-83	Hou	L	27-35
11-6-83	Hou	L	14-55
11-20-83	Cin	L	10-38
10-7-84	Cin	L	3-13
10-28-84	Hou	L	13-31
10-20-85	Hou	W	27-44
12-1-85	Cin	L	27-45
10-19-86	Cin	L	28-31
11-9-86	Hou	W	32-28
11-1-87	Cin	W	31-29
12-27-87	Hou	W	21-17
10-23-88	Cin	L	21-44
12-11-88	Hou	W	41-6
11-13-89	Hou	W	26-24
12-17-89	Cin	L	7-61
10-14-90	Hou	W	48-17
12-23-90	Cin	L	20-40
1-6-91	Cin	L	14-41 (WC)
9-8-91	Cin	W	30-7

Date	Site	W/L	Score
10-27-91	Hou	W	35-3
10-11-92	Cin	W	38-24
10-25-92	Hou	W	26-10
10-24-93	Hou	W	28-12
11-14-93	Cin	W	38-3
9-25-94	Hou	W	20-13
11-13-94	Cin	L	31-34
9-24-95	Cin	W	38-28
11-12-95	Hou	L	25-32
10-6-96	Cin	W	30-27 OT
12-15-96	Hou	L	13-21
10-12-97	Tenn	W	30-7
12-4-97	Cin	L	14-41
9-6-98	Cin	W	23-14
10-18-98	Tenn	W	44-14
9-12-99	Tenn	W	36-35
11-14-99	Cin	W	24-14
10-8-00	Cin	W	23-14
12-10-00	Tenn	W	35-3
11-18-01	Cin	W	20-7
1-6-02	Tenn	L	21-23
10-27-02	Cin	W	30-24
10-31-04	Tenn	W	27-20

Total Points: Titans 1,777, Bengals 1,824
Longest Win Streak: 7 (last 1998-01)
Longest Losing Streak: 7 (1981-84)
At Nissan Stadium: 4-5
At Paul Brown Stadium: 4-3
Series Sweeps: Titans (1974, 79, 80, 87, 91, 92, 93, 98, 99, 00); Bengals (1972, 73, 75, 76, 82, 83, 84)



vs. CLEVELAND BROWNS

Regular Season: 31-36 (Home 14-20, Away 17-16) • Playoffs: 1-0 (Home 0-0, Away 1-0)

Date	Site	W/L	Score
11-22-70	Clev	L	14-28
12-7-70	Hou	L	10-21
9-19-71	Clev	L	0-31
11-28-71	Hou	L	24-27
10-22-72	Hou	L	17-23
11-5-72	Clev	L	0-20
10-21-73	Clev	L	13-42
11-11-73	Hou	L	13-23
9-22-74	Clev	L	7-20
12-15-74	Hou	W	24-28
10-12-75	Clev	W	10-40
12-21-75	Hou	W	10-21
11-7-76	Hou	L	7-21
12-5-76	Clev	L	10-13
10-16-77	Hou	L	23-24
12-11-77	Clev	W	15-19
10-1-78	Clev	W	13-16
11-5-78	Hou	W	10-14
9-30-79	Hou	W	31-10
12-2-79	Clev	L	7-14

Date	Site	W/L	Score
9-15-80	Clev	W	7-16
11-30-80	Hou	L	14-17
9-13-81	Clev	W	9-3
12-3-81	Hou	W	17-13
12-26-82	Hou	L	14-20
10-30-83	Clev	L	19-25 OT
12-11-83	Hou	W	27-34
11-25-84	Clev	L	10-27
12-16-84	Hou	L	20-27
10-13-85	Hou	L	6-21
12-15-85	Clev	L	21-28
9-14-86	Hou	L	20-23
11-30-86	Clev	L	10-13 OT
10-11-87	Clev	W	15-10
11-22-87	Hou	L	7-40
11-7-88	Hou	W	24-17
12-18-88	Clev	L	23-28
12-24-88	Clev	W	24-23 (WC)
10-29-89	Clev	L	17-28
12-23-89	Hou	L	20-24

Date	Site	W/L	Score
11-18-90	Clev	W	35-23
12-9-90	Hou	W	58-14
11-17-91	Hou	W	28-24
12-15-91	Clev	W	17-14
11-8-92	Hou	L	14-24
12-20-92	Clev	W	17-14
11-21-93	Clev	W	27-20
12-12-93	Hou	W	19-17
10-13-94	Hou	L	8-11
11-27-94	Clev	L	10-34
9-17-95	Hou	L	7-14
11-5-95	Clev	W	37-10
9-19-99	Tenn	W	26-9
11-28-99	Clev	W	33-21
11-19-00	Tenn	W	24-10
12-17-00	Clev	W	24-0
12-2-01	Clev	W	31-15
12-30-01	Tenn	L	38-41
9-22-02	Tenn	L	28-31 OT
11-6-05	Clev	L	14-20

Total Points: Titans 1,368, Browns 1,364
Longest Win Streak: 6 (1995-01)
Longest Losing Streak: 9 (1970-74)
At Nissan Stadium: 4-4
At FirstEnergy Stadium: 6-2
Series Sweeps: Titans (1975, 78, 81, 90, 91, 93, 99, 00); Browns (1970, 71, 72, 73, 76, 84, 85, 86, 89, 94)



vs. DALLAS COWBOYS

Regular Season: 7-9 (Home 2-6, Away 5-3) • Playoffs: 0-0

Date	Site	W/L	Score
12-20-70	Dal	L	10-52
11-24-74	Hou	L	0-10
11-22-79	Dal	W	30-24
12-13-82	Hou	L	7-37
9-29-85	Hou	L	10-17
11-24-88	Dal	W	25-17
11-10-91	Hou	W	26-23 OT
9-11-94	Dal	L	17-20

Date	Site	W/L	Score
11-27-97	Dal	W	27-14
12-25-00	Tenn	W	31-0
9-15-02	Dal	L	13-21
10-1-06	Tenn	L	14-45
10-10-10	Dal	W	34-27
9-14-14	Tenn	L	10-26
11-5-18	Dal	W	28-14
12-29-22	Tenn	L	13-27

Total Points: Titans 295, Cowboys 374
Longest Win Streak: 2 (last 1997-00)
Longest Losing Streak: 2 (last 2002-06)
At Nissan Stadium: 1-3
At AT&T Stadium: 2-0



vs. DENVER BRONCOS

Regular Season: 24-16-1 (Home 16-6, Away 8-10-1) • Playoffs: 1-2 (Home 1-0, Away 0-2)

Date	Site	W/L	Score
11-6-60	Den	W	45-25
11-20-60	Hou	W	20-10
11-5-61	Den	W	55-13
11-26-61	Hou	W	45-14
10-21-62	Den	L	10-20
12-2-62	Hou	W	34-17
9-14-63	Hou	W	14-20
10-13-63	Den	W	33-24
9-27-64	Den	W	38-17
12-20-64	Hou	W	34-15
10-17-65	Den	L	17-28
11-14-65	Hou	L	21-31
9-3-66	Hou	W	45-7
10-2-66	Den	L	38-40

Date	Site	W/L	Score
10-1-67	Hou	W	10-6
11-12-67	Den	W	20-18
11-17-68	Hou	W	38-17
10-26-69	Hou	W	24-21
11-16-69	Den	T	20-20
11-29-70	Hou	W	31-21
9-17-72	Den	L	17-30
10-14-73	Hou	L	20-48
12-8-74	Den	L	14-38
10-10-76	Hou	W	17-3
12-4-77	Hou	L	14-24
12-23-79	Hou	W	13-7 (WC)
11-2-80	Den	W	20-16
10-9-83	Hou	L	14-26

Date	Site	W/L	Score
10-6-85	Den	L	20-31
10-4-87	Den	W	40-10
1-10-88	Den	L	10-34 (Div)
10-6-91	Hou	W	42-14
1-4-92	Den	L	24-26 (Div)
10-18-92	Den	L	21-27
11-26-95	Hou	W	42-33
12-25-04	Tenn	L	16-37
11-19-07	Den	L	20-34
10-3-10	Tenn	L	20-26
9-25-11	Tenn	W	17-14
12-8-13	Den	L	28-51
12-11-16	Ten	W	13-10
10-13-19	Den	L	0-16

9-14-20 Den W 16-14
11-13-22 Ten W 17-10

Total Points: Titans 1,073, Broncos 977
Longest Win Streak: 5 (1962-65)
Longest Losing Streak: 3 (1972-74, 2004-10)
At Nissan Stadium: 3-2
At Empower Field at Mile High: 1-3
Series Sweeps: Titans (1960, 61, 63, 64, 67, 68); Broncos (1965)



vs. DETROIT LIONS

Regular Season: 10-3 (Home 6-2, Away 4-1) • Playoffs: 0-0

Date	Site	W/L	Score
10-17-71	Hou	L	7-31
10-26-75	Hou	W	24-8
11-13-83	Hou	W	27-17
10-5-86	Det	L	13-24
11-5-89	Hou	W	35-31
11-26-92	Det	W	24-21

Date	Site	W/L	Score
12-10-95	Hou	L	17-24
10-21-01	Det	W	27-24
1-2-05	Tenn	W	24-19
11-27-08	Det	W	47-10
9-23-12	Tenn	W	44-41 OT
9-18-16	Det	W	16-15

Date	Site	W/L	Score
12-20-20	Ten	W	46-25

Total Points: Titans 351, Lions 290
Longest Win Streak: 6 (2001-20)
Longest Losing Streak: 1 (last 1995)
At Nissan Stadium: 3-0
At Ford Field: 2-0



vs. GREEN BAY PACKERS

Regular Season: 8-6 (Home 3-3, Away 5-3) • Playoffs: 0-0

Date	Site	W/L	Score
11-19-72	Hou	L	10-23
9-25-77	GB	W	16-10
12-14-80	GB	W	22-3
9-4-83	Hou	L	38-41 OT
9-7-86	GB	W	31-3
12-13-92	Hou	L	14-16

Date	Site	W/L	Score
12-20-98	GB	L	22-30
12-16-01	Tenn	W	26-20
10-11-04	GB	W	48-27
11-02-08	Tenn	W	19-16 OT
12-23-12	GB	L	7-55
11-13-16	Tenn	W	47-25

Date	Site	W/L	Score
12-27-20	GB	L	14-40
11-17-22	GB	W	27-17

Total Points: Titans 341, Packers 326
Longest Win Streak: 3 (last 2001-08)
Longest Losing Streak: 2 (1992-98)
At Nissan Stadium: 3-0
At Lambeau Field: 5-3



vs. HOUSTON TEXANS

Regular Season: 23-19 (Home 12-9, Away 11-10) • Playoffs: 0-0

Date	Site	W/L	Score
11-10-02	Tenn	W	17-10
12-29-02	Hou	W	13-3
10-12-03	Tenn	W	38-17
12-21-03	Hou	W	27-24
10-17-04	Tenn	L	10-20
11-28-04	Hou	L	21-31
10-9-05	Hou	W	34-20
12-11-05	Tenn	W	13-10
10-29-06	Tenn	W	28-22
12-10-06	Hou	W	26-20 OT
10-21-07	Hou	W	38-36
12-2-07	Tenn	W	28-20
9-21-08	Tenn	W	31-12

Date	Site	W/L	Score
12-14-08	Hou	L	12-13
9-20-09	Tenn	L	31-34
11-23-09	Hou	W	20-17
11-28-10	Hou	L	0-20
12-19-10	Tenn	W	31-17
10-23-11	Tenn	L	7-41
1-1-12	Hou	W	23-22
9-30-12	Hou	L	14-38
12-2-12	Tenn	L	10-24
9-15-13	Hou	L	24-30 OT
12-29-13	Tenn	W	16-10
10-26-14	Tenn	L	16-30
11-30-14	Hou	L	21-45

Date	Site	W/L	Score
11-1-15	Hou	L	6-20
12-27-15	Tenn	L	6-34
10-2-16	Hou	L	20-27
1-1-17	Tenn	W	24-17
10-1-17	Hou	L	14-57
12-3-17	Tenn	W	24-13
9-16-18	Tenn	W	20-17
11-26-18	Hou	L	17-34
12-15-19	Tenn	L	21-24
12-29-19	Hou	W	35-14
10-18-20	Tenn	W	42-36 OT
1-3-21	Hou	W	41-38
11-21-21	Tenn	L	13-22

1-9-22 Hou W 28-25
10-30-22 Hou W 17-10
12-24-22 Tenn L 14-19

Total Points: Titans 891, Texans 993
Longest Win Streak: 7 (2005-08)
Longest Losing Streak: 5 (2014-16)
At Nissan Stadium: 12-9
At NRG Stadium: 11-10
Series Sweeps: Titans (2002, 03, 05, 06, 07, 20); Texans (2004, 12, 14, 15)



vs. INDIANAPOLIS COLTS

Regular Season: 21-35 (Home 10-16, Away 11-19) • Playoffs: 1-0 (Home 0-0, Away 1-0)

Date	Site	W/L	Score
10-11-70	Hou	L	20-24
11-4-73	Balt	W	31-27
11-1-76	Balt	L	14-38
10-14-79	Balt	W	28-16
9-21-80	Hou	W	21-16
12-18-83	Balt	L	10-20
9-9-84	Hou	L	21-35
12-22-85	Ind	L	16-34
11-23-86	Hou	W	31-17
11-29-87	Ind	L	27-51
9-4-88	Ind	W	17-14 OT
9-23-90	Hou	W	24-10
9-13-92	Ind	W	20-10
9-4-94	Ind	L	21-45
1-16-00	Ind	W	19-16 (Div)
11-3-02	Ind	W	23-15
12-8-02	Tenn	W	27-17
9-14-03	Ind	L	7-33

Date	Site	W/L	Score
12-7-03	Tenn	L	27-29
9-19-04	Tenn	L	17-31
12-5-04	Ind	L	24-51
10-2-05	Tenn	L	10-31
12-4-05	Ind	L	3-35
10-8-06	Ind	L	13-14
12-3-06	Tenn	W	20-17
9-16-07	Tenn	L	20-22
12-30-07	Ind	W	16-10
10-27-08	Tenn	W	31-21
12-28-08	Ind	L	0-23
10-11-09	Tenn	L	9-31
12-06-09	Ind	L	17-27
12-9-10	Tenn	L	28-30
1-2-11	Ind	L	20-23
10-30-11	Tenn	W	27-10
12-18-11	Ind	L	13-27
10-28-12	Tenn	L	13-19 OT

Date	Site	W/L	Score
12-9-12	Ind	L	23-27
11-14-13	Tenn	L	27-30
12-1-13	Ind	L	14-22
9-28-14	Ind	L	17-41
12-28-14	Tenn	L	10-27
9-27-15	Tenn	L	33-35
1-3-16	Ind	L	24-30
10-23-16	Tenn	L	26-34
11-20-16	Ind	L	17-24
10-16-17	Tenn	W	36-22
11-26-17	Ind	W	20-16
11-18-18	Ind	L	10-38
12-30-18	Tenn	L	17-33
9-15-19	Tenn	L	17-19
12-1-19	Ind	W	31-17
11-12-20	Tenn	L	17-34
11-29-20	Ind	W	45-26
9-26-21	Tenn	W	25-16

10-31-21 Ind W 34-31 OT
10-2-22 Ind W 24-17
10-23-22 Tenn W 19-10

Total Points: Titans 1,171, Colts 1,538
Longest Win Streak: 5 (current; 2020-22)
Longest Losing Streak: 11 (2011-16)
At Nissan Stadium: 7-14
At RCA Dome: 5-8
At Lucas Oil Stadium: 5-10
Series Sweeps: Titans (2002, 17, 21, 22); Colts (2003, 04, 05, 09, 10, 12, 13, 14, 15, 16, 18)



vs. JACKSONVILLE JAGUARS Regular Season: 33-23 (Home 18-10, Away 15-13) • Playoffs: 1-0 (Home 0-0, Away 1-0)

Date	Site	W/L	Score
9-3-95	Jax	W	10-3
10-1-95	Hou	L	17-16
9-8-96	Jax	W	34-27
12-8-96	Hou	L	17-23
11-2-97	Tenn	L	24-30
11-16-97	Jax	L	9-17
9-27-98	Tenn	L	22-27
12-13-98	Jax	W	16-13
9-26-99	Jax	W	20-19
12-26-99	Tenn	W	41-14
1-23-00	Jax	W	33-14 (Champ)
10-16-00	Tenn	W	27-13
11-26-00	Jax	L	13-16
9-23-01	Jax	L	6-13
11-4-01	Tenn	W	28-24
10-13-02	Tenn	W	23-14
12-22-02	Jax	W	28-10

Date	Site	W/L	Score
10-28-03	Jax	W	30-17
11-16-03	Tenn	W	10-3
9-26-04	Tenn	L	15-12
11-21-04	Jax	W	18-15
11-20-05	Tenn	L	28-31
1-1-06	Jax	L	13-40
11-5-06	Jax	L	7-37
12-17-06	Tenn	W	24-17
9-9-07	Jax	W	13-10
11-11-07	Tenn	L	13-28
9-7-08	Tenn	W	17-10
11-16-08	Jax	W	24-14
10-4-09	Jax	L	17-37
11-1-09	Tenn	W	30-13
10-18-10	Jax	W	30-3
12-5-10	Tenn	L	6-17
9-11-11	Jax	L	14-16

Date	Site	W/L	Score
12-24-11	Tenn	W	23-17
11-25-12	Jax	L	19-24
12-30-12	Tenn	W	38-20
11-10-13	Tenn	L	27-29
12-22-13	Jax	W	20-16
10-12-14	Tenn	W	16-14
12-18-14	Jax	L	13-21
11-19-15	Jax	L	13-19
12-6-15	Tenn	W	42-39
10-27-16	Tenn	W	36-22
12-24-16	Jax	L	17-38
9-17-17	Jax	W	37-16
12-31-17	Tenn	W	15-10
9-23-18	Jax	W	9-6
12-6-18	Tenn	W	30-9
9-19-19	Jax	L	7-20
11-24-19	Tenn	W	42-20

Date	Site	W/L	Score
9-20-20	Tenn	W	33-30
12-13-20	Jax	W	31-10
10-10-21	Jax	W	37-19
12-12-21	Tenn	W	20-0
12-11-22	Tenn	L	22-36
1-7-23	Jax	L	16-20

Total Points: Titans 1,236, Jaguars 1,072
Longest Win Streak: 5 (2019-21; 2001-03)
Longest Losing Streak: 4 (1996-98)
At Nissan Stadium: 18-6
At TIAA Bank Field: 16-13
Series Sweeps: Titans (1999, 02, 08, 17, 18, 20, 21); Jaguars (1997, 05, 22)



vs. KANSAS CITY CHIEFS Regular Season: 24-28 (Home 14-10, Away 10-18) • Playoffs: 1-3 (Home 0-2, Away 1-1)

Date	Site	W/L	Score
10-16-60	Hou	W	20-10
12-04-60	Dal	L	0-24
10-01-61	Dal	L	21-26
10-22-61	Hou	W	38-7
10-28-62	Hou	L	7-31
11-04-62	Dal	W	14-6
12-23-62	Hou	L	17-20 (AFL Champ)
10-06-63	KC	L	7-28
10-27-63	Hou	W	28-7
10-04-64	KC	L	7-28
11-22-64	Hou	L	19-28
10-24-65	Hou	W	38-36
11-28-65	KC	L	21-52
10-30-66	KC	L	23-48
9-09-67	Hou	L	20-25

Date	Site	W/L	Score
10-22-67	KC	W	24-19
9-09-68	Hou	L	21-26
11-28-68	KC	L	10-24
10-12-69	KC	L	0-24
11-08-70	KC	L	9-24
9-26-71	Hou	L	16-20
11-18-73	KC	L	14-38
9-29-74	Hou	L	7-17
11-02-75	KC	W	17-13
11-27-77	Hou	W	34-20
9-10-78	KC	W	20-17
9-16-79	Hou	W	20-6
10-12-80	KC	L	20-21
11-15-81	KC	L	10-23
10-23-83	Hou	L	10-13
11-11-84	KC	W	17-16

Date	Site	W/L	Score
11-03-85	Hou	W	23-20
9-21-86	KC	L	13-27
10-09-88	Hou	W	7-6
11-26-89	KC	L	0-34
12-16-90	KC	W	27-10
9-16-91	Hou	W	17-7
9-20-92	Hou	W	23-20
9-12-93	Hou	W	30-0
1-16-94	Hou	L	20-28 (Div)
12-18-94	KC	L	9-31
11-19-95	KC	L	13-20
9-01-96	Hou	L	19-20
9-10-00	Ten	W	17-14
12-13-04	Ten	L	38-49
12-16-07	KC	W	26-17
10-19-08	KC	W	34-10

Date	Site	W/L	Score
12-26-10	KC	L	14-34
10-6-13	Tenn	L	17-26
9-7-14	KC	W	26-10
12-18-16	KC	W	19-17
1-6-18	KC	W	22-21 (WC)
11-10-19	Tenn	W	35-32
1-19-20	KC	L	24-35 (Champ)
10-24-21	Tenn	W	27-3
11-6-22	KC	L	17-20 (OT)

Total Points: Titans 1,046, Chiefs 1,208
Longest Win Streak: 4 (last 2014-19)
Longest Losing Streak: 7 (1968-74)
At Nissan Stadium: 3-2
At Arrowhead Stadium: 9-10



vs. LAS VEGAS RAIDERS Regular Season: 22-26 (Home 15-14, Away 7-12) • Playoffs: 0-4 (Home 0-0, Away 0-4)

Date	Site	W/L	Score
9-11-60	Oak	W	37-22
9-25-60	Hou	L	13-14
9-9-61	Hou	W	55-0
12-17-61	Oak	W	47-16
11-11-62	Oak	W	28-20
12-9-62	Hou	W	32-17
9-7-63	Hou	L	13-24
12-22-63	Oak	L	49-52
9-19-64	Hou	W	42-28
11-15-64	Oak	L	10-20
9-26-65	Oak	L	17-21
11-7-65	Hou	L	21-33
9-10-66	Hou	W	31-0
11-6-66	Oak	L	23-38
12-10-67	Hou	L	7-19
12-31-67	Oak	L	7-40 (AFL Champ)

Date	Site	W/L	Score
9-29-68	Hou	L	15-24
9-14-69	Oak	L	17-21
12-21-69	Oak	L	7-56 (AFL Div)
11-14-71	Oak	L	21-41
10-9-72	Hou	L	0-34
12-2-73	Hou	L	6-17
12-14-75	Oak	W	27-26
9-26-76	Hou	L	13-14
11-13-77	Oak	L	29-34
10-8-78	Oak	L	17-21
11-11-79	Hou	W	31-17
12-28-80	Oak	L	7-27 (WC)
11-8-81	Hou	W	17-16
9-11-83	LA	L	6-20
9-2-84	Hou	L	14-24
10-26-86	Hou	L	17-28
9-11-88	Hou	W	38-35

Date	Site	W/L	Score
11-19-89	Hou	W	23-7
9-1-91	Hou	W	47-17
10-30-94	LA	L	14-17
8-31-97	Tenn	W	24-21 OT
12-9-99	Tenn	W	21-14
12-22-01	Oak	W	13-10
9-29-02	Oak	L	25-52
1-19-03	Oak	L	24-41 (Champ)
9-7-03	Tenn	W	25-20
12-19-04	Oak	L	35-40
10-30-05	Tenn	L	25-34
10-28-07	Tenn	W	13-9
9-12-10	Tenn	W	38-13
11-24-13	Oak	W	23-19
11-29-15	Tenn	L	21-24
9-25-16	Tenn	L	10-17
9-10-17	Tenn	L	16-26

Date	Site	W/L	Score
12-8-19	Oak	W	42-21
9-25-22	Tenn	W	24-22

Total Points: Titans 1,177, Raiders 1,243
Longest Win Streak: 4 (1961-62)
Longest Losing Streak: 9 (1966-73)
At Nissan Stadium: 5-4
At Oakland Alameda Coliseum: 3-11
At Allegiant Stadium: 0-0
Series Sweeps: Titans (1961,62); Raiders (1963, 65)



vs. LOS ANGELES CHARGERS Regular Season: 15-28-1 (Home 12-9, Away 3-19-1) • Playoffs: 3-1 (Home 1-0, Away 2-1)

Date	Site	W/L	Score
9-18-60	Hou	W	38-28
11-13-60	LA	L	21-24
1-1-61	Hou	W	24-16 (AFL Champ)
9-24-61	SD	L	24-34
12-3-61	Hou	W	33-13
12-24-61	SD	W	10-3 (AFL Champ)
9-23-62	SD	W	42-17
11-25-62	Hou	W	33-27
12-1-63	SD	L	0-27
12-15-63	Hou	L	14-20
9-12-64	SD	L	21-27
10-25-64	Hou	L	17-20
10-3-65	SD	L	14-31
12-12-65	Hou	L	26-37
12-4-66	Hou	L	22-28

Date	Site	W/L	Score
9-24-67	SD	L	3-13
12-16-67	Hou	W	17-24
9-21-68	SD	L	14-30
11-27-69	Hou	L	17-21
10-24-70	SD	T	31-31
12-19-71	Hou	W	49-33
11-26-72	SD	L	20-34
9-15-74	Hou	W	21-14
9-28-75	Hou	W	33-17
10-17-76	SD	L	27-30
12-17-78	Hou	L	24-45
12-29-79	SD	W	17-14 (Div)
9-16-84	SD	L	14-31
11-24-85	Hou	W	37-35
12-7-86	SD	L	0-27
12-6-87	Hou	W	33-18
9-17-89	SD	W	34-27

Date	Site	W/L	Score
9-30-90	SD	W	17-7
9-27-92	Hou	W	27-0
9-19-93	SD	L	17-18
9-13-98	Tenn	L	7-13
10-3-04	SD	L	17-38
9-17-06	SD	L	7-40
12-9-07	Tenn	L	17-23 OT
1-6-08	SD	L	6-17 (WC)
12-25-09	Tenn	L	17-42
10-31-10	SD	L	25-33
9-16-12	SD	L	10-38
9-22-13	Tenn	W	20-17
11-6-16	SD	L	35-43
10-21-18	LA*	L	19-20
10-20-19	Tenn	W	23-20
12-18-22	LA	L	14-17

Total Points: Titans 1,015, Chargers 1,175
Longest Win Streak: 4 (1961-62, 1987-92)
Longest Losing Streak: 9 (1993-2012)
At Nissan Stadium: 2-2
At Qualcomm Stadium: 3-13-1
At StubHub Center: 0-0
At SoFi Stadium: 0-1
***At Wembley Stadium:** 0-1
Series Sweeps: Titans (1962); Chargers (1963, 64, 65)



vs. LOS ANGELES RAMS Regular Season: 6-7 (Home 3-4, Away 3-3) • Playoffs: 0-1 (Neutral Site 0-1)

Date	Site	W/L	Score
10-7-73	Hou	L	26-31
9-24-78	Hou	L	6-10
9-6-81	LA	W	27-20
12-9-84	LA	L	16-27
9-13-87	Hou	W	20-16
11-4-90	LA	L	13-17
9-26-93	Hou	L	28-13

Date	Site	W/L	Score
10-31-99	Tenn	W	24-21
1-30-00	Atl	L	16-23 (SB 34)
9-25-05	St.L	L	27-31
12-13-09	Tenn	W	47-7
11-3-13	StL	W	28-21
12-24-17	Tenn	L	27-23
11-7-21	LAR	W	28-16

Total Points: Titans 314, Rams 285
Longest Win Streak: 2 (2009-13)
Longest Losing Streak: 2 (last 2000-05)
At Nissan Stadium: 2-1
At Edward Jones Dome: 1-1
At L.A. Memorial Coliseum: 0-0
At SoFi Stadium: 1-0



vs. MIAMI DOLPHINS Regular Season: 17-21 (Home 9-8, Away 8-13) • Playoffs: 1-0 (Home 0-0, Away 1-0)

Date	Site	W/L	Score
10-23-66	Hou	L	13-20
12-18-66	Mia	L	28-29
12-3-67	Hou	W	17-14
12-23-67	Mia	W	41-10
9-14-68	Mia	W	24-10
10-6-68	Hou	L	7-24
9-28-69	Hou	W	22-10
11-23-69	Mia	W	32-7
9-27-70	Hou	L	10-20
9-24-72	Mia	L	13-34
11-16-75	Hou	W	20-19
10-2-77	Mia	L	7-27
11-20-78	Hou	W	35-30

Date	Site	W/L	Score
12-24-78	Mia	W	17-9 (WC)
11-5-79	Mia	W	9-6
9-20-81	Hou	L	10-16
12-4-83	Hou	L	17-24
10-14-84	Mia	L	10-28
9-8-85	Hou	W	26-23
11-2-86	Mia	L	7-28
10-1-89	Hou	W	39-7
10-20-91	Mia	W	17-13
11-22-92	Mia	L	16-19
11-17-96	Hou	L	20-23
9-7-97	Mia	L	13-16 OT
11-7-99	Mia	L	0-17

Date	Site	W/L	Score
9-9-01	Tenn	L	23-31
11-9-03	Tenn	W	31-7
9-11-04	Mia	W	17-7
12-24-05	Mia	L	10-24
9-24-06	Mia	L	10-13
12-20-09	Tenn	W	27-24 OT
11-14-10	Mia	L	17-29
11-11-12	Mia	W	37-3
10-18-15	Tenn	L	10-38
10-9-16	Mia	W	30-17
10-8-17	Mia	L	10-16
9-9-18	Mia	L	20-27
1-2-22	Tenn	W	34-3

Total Points: Titans 746, Dolphins 722
Longest Win Streak: 3 (1967-68, 78-79)
Longest Losing Streak: 5 (1992-01)
At Nissan Stadium: 3-2
At Hard Rock Stadium: 4-8
Series Sweeps: Titans (1967, 69); Dolphins (1966)



vs. MINNESOTA VIKINGS Regular Season: 5-9 (Home 3-2, Away 2-7) • Playoffs: 0-0

Date	Site	W/L	Score
10-13-74	Min	L	10-51
12-21-80	Hou	W	20-16
10-16-83	Min	L	14-34
12-14-86	Hou	W	23-10
9-10-89	Min	L	7-38
11-15-92	Min	W	17-13

Date	Site	W/L	Score
10-8-95	Min	L	17-23
12-26-98	Tenn	L	16-26
12-9-01	Min	L	24-42
10-24-04	Min	L	3-20
9-28-08	Tenn	W	30-17
10-7-12	Min	L	7-30

Date	Site	W/L	Score
9-11-16	Ten	L	16-25
9-27-20	Min	W	31-30

Total Points: Titans 219, Vikings 350
Longest Win Streak: 1 (last 2020)
Longest Losing Streak: 4 (1995-04)
At Nissan Stadium: 1-0
At Metrodome: 1-6
At U.S. Bank Stadium: 1-0




vs. NEW ENGLAND PATRIOTS Regular Season: 16-24-1 (Home 11-7, Away 5-17-1) • Playoffs: 2-2 (Home 0-0, Away 2-2)


Date	Site	W/L	Score
11-25-60	NE	W	24-10
12-18-60	Hou	W	37-21
10-13-61	NE	T	31-31
11-12-61	Hou	W	27-15
9-16-62	NE	L	21-34
11-18-62	Hou	W	21-17
11-1-63	NE	L	3-45
12-8-63	Hou	L	28-46
11-6-64	NE	L	24-25
11-29-64	Hou	L	17-34
9-19-65	Hou	W	10-31
12-18-65	NE	L	14-42
9-25-66	NE	L	21-27
11-13-66	Hou	L	14-38

Date	Site	W/L	Score
11-5-67	NE	L	7-18
11-26-67	Hou	W	27-6
10-13-68	NE	W	16-0
12-15-68	Hou	W	45-17
11-2-69	NE	L	0-24
12-14-69	Hou	W	23-27
11-7-71	NE	L	20-28
11-25-73	Hou	L	0-32
9-21-75	NE	W	7-0
11-12-78	NE	W	26-23
12-31-78	NE	W	31-14 (Div)
11-10-80	Hou	W	38-34
10-18-81	NE	L	10-38
11-28-82	NE	L	21-29


Date	Site	W/L	Score
10-18-87	Hou	L	7-21
9-25-88	Hou	W	31-6
10-8-89	NE	L	13-23
9-22-91	NE	L	20-24
10-17-93	NE	W	28-14
9-20-98	NE	L	16-27
12-16-02	Tenn	W	24-7
10-5-03	NE	L	30-38
1-10-04	NE	L	14-17 (Div)
12-31-06	Tenn	L	23-40
10-18-09	NE	L	0-59
9-9-12	Tenn	L	13-34
12-20-15	NE	L	16-33
1-13-18	NE	L	14-35 (Div)


Total Points: Titans 904, Patriots 1,118
Longest Win Streak: 4 (1975-80)
Longest Losing Streak: 6 (2003-15)
At Nissan Stadium: 2-2
At Gillette Stadium: 1-6
Series Sweeps: Titans (1960, 68); Patriots (1963, 64, 66)

 vs. NEW ORLEANS SAINTS				Regular Season: 9-6-1 (Home 3-4-1, Away 6-2) • Playoffs: 0-0								
Date	Site	W/L	Score	Date	Site	W/L	Score	Date	Site	W/L	Score	Total Points: Titans 364, Saints 342 Longest Win Streak: 4 (1996-07) Longest Losing Streak: 3 (1981-87) At Nissan Stadium: 2-2 At Superdome: 6-2
10-3-71	Hou	T	13-13	10-21-90	Hou	W	23-10	12-11-11	Tenn	L	17-22	
10-3-76	NO	W	31-26	9-5-93	NO	L	21-33	11-8-15	NO	W	34-28 OT	
12-10-78	NO	W	17-12	11-10-96	NO	W	31-14	12-22-19	Tenn	L	28-38	
11-22-81	Hou	L	24-27	10-17-99	NO	W	24-21	11-14-21	Tenn	W	23-21	
9-30-84	Hou	L	10-27	9-21-03	Tenn	W	27-12					
12-13-87	NO	L	10-24	9-24-07	NO	W	31-14					

 vs. NEW YORK GIANTS				Regular Season: 6-7 (Home 3-4, Away 3-3) • Playoffs: 0-0								
Date	Site	W/L	Score	Date	Site	W/L	Score	Date	Site	W/L	Score	Total Points: Titans 239, Giants 260 Longest Win Streak: 5 (1997-10) Longest Losing Streak: 5 (1973-94) At Nissan Stadium: 2-2 At Giants Stadium: 1-2 At MetLife Stadium: 2-0
9-16-73	NY	L	14-34	11-9-97	Tenn	W	10-6	12-7-14	Tenn	L	7-36	
12-5-82	NY	L	14-17	10-1-00	Tenn	W	28-14	12-16-18	NY	W	17-0	
12-8-85	Hou	L	14-35	12-1-02	NY	W	32-29 OT	9-11-22	Ten	L	20-21	
12-21-91	NY	L	20-24	11-26-06	Tenn	W	24-21					
11-21-94	Hou	L	10-13	9-26-10	NY	W	29-10					

 vs. NEW YORK JETS				Regular Season: 24-20-1 (Home 18-7, Away 6-13-1) • Playoffs: 1-0 (Home 1-0, Away 0-0)												
Date	Site	W/L	Score	Date	Site	W/L	Score	Date	Site	W/L	Score	Date	Site	W/L	Score	Total Points: Titans 1,072, Jets 971 Longest Win Streak: 6 (last 1991-96) Longest Losing Streak: 4 (1968-69) At Nissan Stadium: 4-3 At Giants Stadium: 2-3 At MetLife Stadium: 0-2 Series Sweeps: Titans (1960, 61, 62); Jets (1968, 69)
10-9-60	Hou	W	27-21	10-15-67	NY	T	28-28	10-13-91	NY	W	23-20	12-14-14	Tenn	L	11-16	
10-23-60	NY	W	42-28	10-20-68	Hou	L	14-20	12-29-91	Hou	W	17-10 (WC)	12-13-15	NYJ	L	8-30	
11-19-61	Hou	W	49-13	11-10-68	NY	L	7-26	1-2-94	Hou	W	24-0	12-2-18	Tenn	W	26-22	
12-10-61	NY	W	48-21	10-20-69	NY	L	17-26	12-24-94	Hou	W	24-10	10-3-21	NYJ	L	24-27 OT	
10-14-62	Hou	W	56-17	12-6-69	Hou	L	26-34	12-17-95	Hou	W	23-6					
12-15-62	NY	W	44-10	10-1-72	Hou	W	26-20	12-1-96	NY	W	35-10					
9-22-63	NY	L	17-24	11-3-74	NY	W	27-22	11-22-98	Tenn	L	3-24					
11-10-63	Hou	W	31-27	9-18-77	Hou	W	20-0	12-1-03	NY	L	17-24					
10-17-64	NY	L	21-24	10-28-79	Hou	W	27-24	9-10-06	Tenn	L	16-23					
12-13-64	Hou	W	33-17	11-23-80	NY	L	28-31 OT	12-23-07	Tenn	W	10-6					
9-12-65	Hou	W	27-21	9-27-81	NY	L	17-33	11-23-08	Tenn	L	13-34					
11-21-65	NY	L	14-41	11-18-84	Hou	W	31-20	9-27-09	NY	L	17-24					
9-18-66	NY	L	13-52	9-18-88	NY	L	3-45	12-17-12	Tenn	W	14-10					
10-16-66	Hou	W	24-0	10-28-90	Hou	L	12-17	10-6-13	Tenn	W	38-13					

 vs. PHILADELPHIA EAGLES				Regular Season: 5-8 (Home 3-3, Away 2-5) • Playoffs: 0-0								
Date	Site	W/L	Score	Date	Site	W/L	Score	Date	Site	W/L	Score	Total Points: Titans 256, Eagles 315 Longest Win Streak: 4 (2000-10) Longest Losing Streak: 6 (1972-94) At Nissan Stadium: 3-0 At Lincoln Financial Field: 1-2
11-12-72	Hou	L	17-18	10-24-94	Phi	L	6-21	11-23-14	Phi	L	24-43	
12-16-79	Hou	L	20-26	12-3-00	Phi	W	15-13	9-30-18	Ten	W	26-23	
12-19-82	Phi	L	14-35	9-8-02	Tenn	W	27-24	12-4-22	Phi	L	10-35	
10-2-88	Phi	L	23-32	11-19-06	Phi	W	31-13					
12-2-91	Hou	L	6-13	10-24-10	Tenn	W	37-19					

 vs. PITTSBURGH STEELERS				Regular Season: 31-45 (Home 19-19, Away 12-26) • Playoffs: 1-3 (Home 1-1, Away 0-2)												
Date	Site	W/L	Score	Date	Site	W/L	Score	Date	Site	W/L	Score	Date	Site	W/L	Score	Total Points: Titans 1,406, Steelers 1,710 Longest Win Streak: 7 (1997-00) Longest Losing Streak: 5 (last 1994-96) At Nissan Stadium: 6-4 At Heinz Field: 2-6 Series Sweeps: Titans (1987, 89, 93, 98, 99, 00); Steelers (1972, 73, 75, 76, 83, 85, 86, 92, 94, 95, 01)
9-20-70	Pitt	W	19-7	12-4-80	Hou	W	6-0	9-6-92	Hou	L	24-29	9-11-05	Pitt	L	7-34	
10-18-70	Hou	L	3-7	10-26-81	Pitt	L	13-26	11-1-92	Pitt	L	20-21	12-21-08	Tenn	W	31-14	
10-24-71	Pitt	L	16-23	12-20-81	Hou	W	21-20	11-28-93	Hou	W	23-3	9-10-09	Pitt	L	10-13 OT	
12-5-71	Hou	W	29-3	11-21-82	Hou	L	10-24	12-19-93	Pitt	W	26-17	9-19-10	Tenn	L	11-19	
10-15-72	Pitt	L	7-24	9-18-83	Hou	L	28-40	10-3-94	Pitt	L	14-30	10-9-11	Pitt	L	17-38	
12-10-72	Hou	L	3-9	10-2-83	Pitt	L	10-17	11-6-94	Hou	L	9-12 OT	10-11-12	Tenn	W	26-23	
9-30-73	Hou	L	7-36	11-4-84	Pitt	L	7-35	9-10-95	Hou	L	17-34	9-8-13	Pit	W	16-9	
12-9-73	Pitt	L	7-33	12-2-84	Hou	W	23-20 OT	12-3-95	Pitt	L	7-21	11-17-14	Tenn	L	24-27	
10-6-74	Hou	L	7-13	9-22-85	Pitt	L	0-20	9-29-96	Pitt	L	16-30	11-16-17	Pit	L	17-40	
12-1-74	Pitt	W	13-10	11-17-85	Hou	L	7-30	10-20-96	Hou	W	23-13	10-25-20	Tenn	L	24-27	
11-9-75	Pitt	L	17-24	9-28-86	Hou	L	16-22 OT	9-28-97	Pitt	L	24-37	12-19-21	Pit	L	13-19	
11-24-75	Hou	L	9-32	11-16-86	Pitt	L	10-21	12-21-97	Tenn	W	16-6					
11-21-76	Pitt	L	16-32	11-15-87	Pitt	W	23-3	11-1-98	Pitt	W	41-31					
12-11-76	Hou	L	0-21	12-20-87	Hou	W	24-16	11-15-98	Tenn	W	23-14					
10-9-77	Hou	W	27-10	10-16-88	Pitt	W	34-14	11-21-99	Tenn	W	16-10					
10-23-77	Pitt	L	10-27	12-4-88	Hou	L	34-37	1-2-00	Pitt	W	47-36					
10-23-78	Pitt	W	24-17	10-22-89	Hou	W	27-0	9-24-00	Pitt	W	23-20					
12-3-78	Hou	L	3-13	12-3-89	Pitt	W	23-16	11-5-00	Tenn	W	9-7					
1-7-79	Pitt	L	5-34 (Champ)	12-31-89	Hou	L	26-23 OT (WC)	10-29-01	Pitt	L	7-34					
9-9-79	Pitt	L	7-38	9-16-90	Pitt	L	9-20	11-25-01	Tenn	L	24-34					
12-10-79	Hou	W	20-17	12-30-90	Hou	W	34-14	11-17-02	Tenn	W	31-23					
1-6-80	Pitt	L	13-27 (Champ)	11-24-91	Pitt	L	14-26	1-11-03	Tenn	W	34-31 OT (Div)					
9-7-80	Pitt	L	17-31	12-8-91	Hou	W	31-6	9-28-03	Pitt	W	30-13					



vs. SAN FRANCISCO 49ERS

Regular Season: 6-9 (Home 3-5, Away 3-4) • Playoffs: 0-0

Date	Site	W/L	Score
11-15-70	Hou	L	20-30
12-7-75	SF	W	27-13
9-17-78	Hou	W	20-19
12-13-81	SF	L	6-28
10-21-84	Hou	L	21-34
11-8-87	SF	L	20-27

Date	Site	W/L	Score
10-7-90	Hou	L	21-24
12-25-93	SF	W	10-7
10-27-96	Hou	L	9-10
10-3-99	SF	L	22-24
11-27-05	Tenn	W	33-22
11-8-09	SF	W	34-27

Date	Site	W/L	Score
10-20-13	Tenn	L	17-31
12-17-17	SF	L	23-25
12-23-21	Tenn	W	20-17

Total Points: Titans 303, 49ers 338
Longest Win Streak: 2 (1975-78, 2005-09)
Longest Losing Streak: 4 (1981-90)
At Nissan Stadium: 2-1
At Candlestick Park: 3-3
At Levi's Stadium: 0-1



vs. SEATTLE SEAHAWKS

Regular Season: 7-10 (Home 4-3, Away 3-7) • Playoffs: 1-0 (Home 1-0, Away 0-0)

Date	Site	W/L	Score
11-20-77	Sea	W	22-10
10-21-79	Sea	L	14-34
10-5-80	Hou	L	7-26
10-11-81	Hou	W	35-17
9-19-82	Hou	W	23-21
1-3-88	Hou	W	23-20 OT (WC)

Date	Site	W/L	Score
11-13-88	Sea	L	24-27
12-2-90	Sea	L	10-13 OT
11-7-93	Hou	W	24-14
12-11-94	Hou	L	14-16
11-3-96	Sea	L	16-23
10-5-97	Sea	L	13-16

Date	Site	W/L	Score
11-29-98	Sea	L	18-20
12-18-05	Tenn	L	24-28
1-3-10	Sea	W	17-13
10-13-13	Sea	L	13-20
9-24-17	Tenn	W	33-27
9-19-21	Sea	W	33-30 OT

Total Points: Titans 363, Seahawks 375
Longest Win Streak: 3 (1981-87)
Longest Losing Streak: 5 (1994-05)
At Nissan Stadium: 1-1
At CenturyLink Field: 1-1
At Lumen Field: 1-0



vs. TAMPA BAY BUCCANEERS

Regular Season: 10-2 (Home 8-0, Away 2-2) • Playoffs: 0-0

Date	Site	W/L	Score
9-12-76	Hou	W	20-0
10-19-80	Hou	W	20-14
11-27-83	TB	L	24-33
12-10-89	Hou	W	20-17
10-29-95	Hou	W	19-7
11-8-98	TB	W	31-22

Date	Site	W/L	Score
10-14-01	Tenn	W	31-28 OT
12-28-03	Tenn	W	33-13
10-14-07	TB	L	10-13
11-27-11	Tenn	W	23-17
9-13-15	TB	W	42-14
10-27-19	Tenn	W	27-23

Total Points: Titans 300, Buccaneers 201
Longest Win Streak: 5 (1989-03)
Longest Losing Streak: 1 (1983, 2007)
At Nissan Stadium: 4-0
At Raymond James Stadium: 2-1



vs. WASHINGTON COMMANDERS

Regular Season: 8-6 (Home 4-2, Away 4-4) • Playoffs: 0-0

Date	Site	W/L	Score
10-10-71	Wash	L	13-22
10-19-75	Hou	W	13-10
9-2-79	Wash	W	29-27
9-15-85	Wash	L	16-13
10-30-88	Hou	W	41-17
11-3-91	Wash	L	13-16 OT

Date	Site	W/L	Score
10-19-97	Tenn	W	28-14
10-30-00	Wash	W	27-21
10-6-02	Tenn	L	14-31
10-15-06	Wash	W	25-22
11-21-10	Tenn	L	16-19 OT
10-20-14	Wash	L	17-19

Date	Site	W/L	Score
12-22-18	Tenn	W	25-16
10-9-22	Was	W	21-17

Total Points: Titans 295, Commanders 267
Longest Win Streak: 2 (current, last 1997-00)
Longest Losing Streak: 2 (2010-14)
At Nissan Stadium: 1-2
At FedEx Field: 3-1



TITANS ALL-TIME FIRST-ROUND DRAFT PICKS

Year	Pick	Player	Pos.	College	Year	Pick	Player	Pos.	College
2023	11	Peter Skoronski	OL	Northwestern	1987	3	Alonzo Highsmith	RB	Miami (Fla.)
2022	18	Treyton Burks	WR	Arkansas		20	Haywood Jeffires	WR	North Carolina State
2021	22	Caleb Farley	CB	Virginia Tech	1986	3	Jim Everett	QB	Purdue
2020	29	Isaiah Wilson	T	Georgia	1985	3	Ray Childress	DE	Texas A&M
2019	19	Jeffery Simmons	DT	Mississippi State		11	Richard Johnson	DB	Wisconsin
2018	22	Rashaan Evans	LB	Alabama	1984	2	Dean Steinkuhler	T	Nebraska
2017	5	Corey Davis	WR	Western Michigan	1983	9	Bruce Matthews	G	Southern California
	18	Adoree' Jackson	CB	Southern California	1982	8	Mike Munchak	G	Penn State
2016	8	Jack Conklin	T	Michigan State	1981		(none)		
2015	2	Marcus Mariota	QB	Oregon	1980		(none)		
2014	11	Taylor Lewan	T	Michigan	1979		(none)		
2013	10	Chance Warmack	G	Alabama	1978	1	Earl Campbell	RB	Texas
2012	20	Kendall Wright	WR	Baylor	1977	11	Morris Towns	T	Missouri
2011	8	Jake Locker	QB	Washington	1976		(none)		
2010	16	Derrick Morgan	DE	Georgia Tech	1975	6	Robert Brazile	LB	Jackson State
2009	30	Kenny Britt	WR	Rutgers		15	Don Hardeman	RB	Texas A&M-Kingsville
2008	24	Chris Johnson	RB	East Carolina	1974		(none)		
2007	19	Michael Griffin	DB	Texas	1973	1	John Matuszak	DE	Tampa
2006	3	Vince Young	QB	Texas		14	George Amundson	RB	Iowa State
2005	6	Pacman Jones	CB	West Virginia	1972	6	Greg Sampson	DE	Stanford
2004		(none)			1971	3	Dan Pastorini	QB	Santa Clara
2003	28	Andre Woolfolk	CB	Oklahoma	1970	14	Doug Wilkerson	G	North Carolina Central
2002	15	Albert Haynesworth	DT	Tennessee	1969	15	Ron Pritchard	LB	Arizona State
2001		(none)			1968		(none)		
2000	30	Keith Bulluck	LB	Syracuse	1967	5	George Webster	LB	Michigan State
1999	16	Jevon Kearse	DE	Florida		23	Tom Regner	G	Notre Dame
1998	16	Kevin Dyson	WR	Utah	1966		Tommy Nobis	LB	Texas
1997	18	Kenny Holmes	DE	Miami (Fla.)	1965		Lawrence Elkins	TE	Baylor
1996	14	Eddie George	RB	Ohio State	1964		Scott Appleton	DT	Texas
1995	3	Steve McNair	QB	Alcorn State	1963		Danny Brabham	LB	Arkansas
1994	26	Henry Ford	DE	Arkansas	1962		Ray Jacobs	DT	Howard Payne
1993	13	Brad Hopkins	T	Illinois	1961		Mike Ditka	TE	Pittsburgh
1992		(none)			1960		Billy Cannon	HB	Louisiana State
1991		(none)							
1990	15	Lamar Lathon	LB	Houston					
1989	23	David Williams	T	Florida					
1988	22	Lorenzo White	RB	Michigan State					



The Titans drafted Jeffery Simmons in the first round of the 2019 NFL Draft.

ALL-TIME DRAFT SELECTIONS

2023

Rd.	Pick	Player	Pos.	College
1	11	Peter Skoronski	OL	Northwestern
2a	33	Will Levis	QB	Kentucky
2b	41	(Traded to Arizona)		
3a	72	(Traded to Arizona)		
3b	81	Tyjae Spears	RB	Tulane
4	110	(Traded to Atlanta)		
5	147	Josh Whyle	TE	Cincinnati
6a	186	Jaelyn Duncan	OL	Maryland
6b	189	(Traded to L.A. Rams)		
7	228	Colton Dowell	WR	Tennessee-Martin

Draft Notes

General Manager: Ran Carthon

- 2a, 3b – Picks acquired from Arizona for 2b, 3a and a third-round pick in 2024
- 4 – Pick traded to Atlanta in 2021 (see 2022, 2b)
- 6a – Pick acquired from Atlanta in 2021 (see 2022, 2b)
- 6b – Pick traded to L.A. Rams in 2022 for WR Robert Woods

2022

Rd.	Pick	Player	Pos.	College
1a	18	Treyton Burks	WR	Arkansas
1b	26	(Traded to N.Y. Jets)		
2a	35	Roger McCreary	CB	Auburn
2b	58	(Traded to Atlanta)		
3a	69	Nicholas Petit-Frere	OL	Ohio State
3b	86	Malik Willis	QB	Liberty
3c	90	(Traded to Las Vegas)		
3d	101	(Traded to N.Y. Jets)		
4a	131	Hassan Haskins	RB	Michigan
4b	143	Chig Okonkwo	TE	Maryland
5a	163	Kyle Philips	WR	UCLA
5b	169	(Traded to Las Vegas)		
6a	204	Theo Jackson	S	Tennessee
6b	219	Chance Campbell	LB	Mississippi
7	247	(Traded to Miami)		

Draft Notes

General Manager: Jon Robinson

- 4b, 6b – Awarded as a compensatory selections
- 1a, 3d – Picks acquired from Philadelphia for WR A.J. Brown
- 2b – Pick traded in 2021 with a fourth-round pick in 2023 to Atlanta for WR Julio Jones and a sixth-round pick in 2023
- 2a, 3a, 5a – Picks acquired from N.Y. Jets for 1b, 3d
- 3b – Pick acquired from Las Vegas for 3c and 5b
- 7 – Pick traded with T Isaiah Wilson to Miami in 2021 (see 2021 7a)

2021

Rd.	Pick	Player	Pos.	College
1	22	Caleb Farley	CB	Virginia Tech
2	53	Dillon Radunz	T	North Dakota State
3a	85	(Traded to Green Bay)		
3b	92	Monty Rice	ILB	Georgia
3c	100	Elijah Molden	CB	Washington
4a	109	Dez Fitzpatrick	WR	Louisville
4b	126	(Traded to Carolina)		
4c	135	Rashad Weaver	OLB	Pittsburgh
5	166	(Traded to Carolina)		
6a	185	(Traded to L.A. Chargers)		
6b	205	Racey McMath	WR	Louisiana State
6c	215	Brady Breeze	S	Oregon
7a	232	(Traded to Carolina)		
7b	249	(Traded to L.A. Rams)		

Draft Notes

General Manager: Jon Robinson

- 3b, 4c – Picks acquired from Green Bay for 3a
- 3c – Awarded as a compensatory selection
- 4a – Pick acquired from Carolina for 4b, 5 and 7a
- 6a – Pick acquired from Jacksonville in 2020 for OLB Kamalei Correa

- and 7b; traded to L.A. Chargers in 2020 for CB Desmond King II
- 6c – Pick acquired from Kansas City in 2020 (see 2020, 7b)
- 7a – Pick acquired from Miami for T Isaiah Wilson and a seventh-round choice in 2022; traded with 4b and 5 to Carolina for 4a
- 7b – Pick and OLB Kamalei Correa traded to Jacksonville in 2020 for 6a

2020

Rd.	Pick	Player	Pos.	College
1	29	Isaiah Wilson	T	Georgia
2	61	Kristian Fulton	CB	Louisiana State
3	93	Darrynton Evans	RB	Appalachian State
4	135	(Traded to Miami)		
5	174	Larrell Murchison	DL	North Carolina State
6	208	(Traded to Green Bay)		
7a	224	Cole McDonald	QB	Hawaii
7b	237	(Traded to Kansas City)		
7c	243	Chris Jackson	DB	Marshall

Draft Notes

General Manager: Jon Robinson

- 4 – Pick traded to Miami in 2019 (see 2019, 6a)
- 6 – Pick traded to Green Bay in 2019 for OLB Reggie Gilbert
- 7a – Pick acquired in a 2019 trade with Cleveland for WR Taywan Taylor
- 7b – Pick acquired in a trade with Denver for DT Jurrell Casey and then traded to Kansas City for a sixth-round choice in 2021

2019

Rd.	Pick	Player	Pos.	College
1	19	Jeffery Simmons	DT	Mississippi State
2	51	A.J. Brown	WR	Mississippi
3	82	Nate Davis	OL	Charlotte
4a	116	Amani Hooker	DB	Iowa
4b	121	(Traded to N.Y. Jets)		
5a	157	(Traded to N.Y. Jets)		
5b	168	D'Andre Walker	OLB	Georgia
6a	188	David Long	LB	West Virginia
6b	191	(Traded to Baltimore)		
7	233	(Traded to Miami)		

Draft Notes

General Manager: Jon Robinson

- 4a, 5b – Picks acquired in a trade with N.Y. Jets for 4b and 5a
- 6a – Pick and QB Ryan Tannehill acquired in a trade with Miami for a seventh-round pick (233 overall) and a fourth-round pick in 2020
- 6b – Pick acquired in a trade with Baltimore for LB Kamalei Correa

2018

Rd.	Pick	Player	Pos.	College
1a	22	Rashaan Evans	LB	Alabama
1b	25	(traded to Baltimore)		
2a	41	Harold Landry	OLB	Boston College
2b	57	(traded to Oakland)		
3	89	(traded to Oakland)		
4	125	(traded to Baltimore)		
5a	152	Dane Cruikshank	DB	Arizona
5b	162	(traded to Baltimore)		
6a	199	Luke Falk	QB	Washington State
6b	215	(acquired from Baltimore and traded back to Baltimore)		
7	243	(traded to Kansas City)		

Draft Notes

General Manager: Jon Robinson

- 1a, 6b – Picks acquired in a trade with Baltimore for 1b and 4 (6b later traded back to Baltimore)
- 2a – Pick acquired in a trade with Oakland for 2b and 3
- 5a – Pick acquired in a trade with Baltimore for 5b and 6b (6b originally traded from Baltimore to Tennessee before being traded back to Baltimore)
- 7 – Pick traded to Kansas City in 2017 for defensive lineman David King

ALL-TIME DRAFT SELECTIONS

2017

Rd.	Pick	Player	Pos.	College
1a	5	Corey Davis	WR	Western Michigan
1b	18	Adoree' Jackson	CB	Southern California
2	52	(traded to Cleveland)		
3a	72	Taywan Taylor	WR	Western Kentucky
3b	83	(traded to New England)		
3c	100	Jonnu Smith	TE	Florida International
4	124	(Traded to New England)		
5a	155	Jayon Brown	LB	UCLA
5b	164	(Traded to Philadelphia)		
6a	200	(Traded to N.Y. Giants)		
6b	203	(Traded to Denver)		
6c	207	(Traded to Cincinnati)		
6d	214	(Traded to Philadelphia)		
6e	217	Corey Levin	OL	Chattanooga
7a	227	Josh Carraway	OLB	Texas Christian
7b	236	Brad Seaton	T	Villanova
7c	241	Khalfani Muhammad	RB	California

Draft Notes

General Manager: Jon Robinson

- 2 – Pick traded to Cleveland during 2016 draft (see 2016, 1b)
- 3a, 6a – Picks acquired in a trade with New England for 3b and 4
- 3c – Compensatory selection; acquired in a trade with the Los Angeles Rams during the 2016 draft (see 2016, 1a)
- 5a – Pick acquired in a trade with Philadelphia for 5b, 6d
- 6b – Pick traded to Denver during 2016 draft (see 2016, 5b)
- 6c, 7c – Picks acquired in a trade with the N.Y. Giants for 6a
- 6d – Pick acquired in a trade with Atlanta in 2015 (see 2016, 6c)
- 6e, 7a – Picks acquired in a trade with Cincinnati for 6c

2016

Rd.	Pick	Player	Pos.	College
1a	1	(traded to Los Angeles Rams)		
1b	8	Jack Conklin	T	Michigan State
1c	15	(traded to Cleveland)		
2a	33	Kevin Dodd	OLB	Clemson
2b	43	Austin Johnson	DL	Penn State
2c	45	Derrick Henry	RB	Alabama
3a	64	Kevin Byard	S	Middle Tennessee State
3b	76	(traded to Cleveland)		
4a	100	(traded to Philadelphia)		
4b	113	(traded to Los Angeles Rams)		
5a	140	Tajae Sharpe	WR	Massachusetts
5b	157	LeShaun Sims	CB	Southern Utah
6a	176	(traded to Denver)		
6b	177	(traded to Los Angeles Rams)		
6c	193	Sebastian Tretola	G	Arkansas
7a	222	Aaron Wallace	OLB	UCLA
7b	253	Kalan Reed	CB	Southern Mississippi

Draft Notes

General Manager: Jon Robinson

- 1b, 6a – Picks acquired in a trade with Cleveland for 1c, 3b and a 2017 second-round choice
- 1c, 2b, 2c, 3b – Picks and 2017 first-round and third-round choices acquired in a trade with the L.A. Rams for 1a, 4b and 6b
- 4b – Pick acquired in a trade with Philadelphia for 4a and RB DeMarco Murray
- 5b, 7b – Picks acquired in a trade with Denver for 6a and a 2017 sixth-round choice
- 6c – Pick and a 2017 sixth-round choice acquired in 2015 from Atlanta for G Andy Levitre.

2015

Rd.	Pick	Player	Pos.	College
1	2	Marcus Mariota	QB	Oregon
2a	33	(traded to New York Giants)		
2b	40	Dorial Green-Beckham	WR	Oklahoma
3	66	Jeremiah Poutasi	OL	Utah
4a	100	Angelo Blackson	DE	Auburn

4b	108	Jalston Fowler	FB	Alabama
5	138	David Cobb	RB	Minnesota
6a	177	Deiontrez Mount	OLB	Louisville
6b	208	Andy Gallik	C	Boston College
7a	219	(traded to New England)		
7b	245	Tre McBride	WR	William & Mary

Draft Notes

General Manager: Ruston Webster

- 2b, 4b, 7 – Picks acquired from New York Giants for 2a.
- 6b – Pick acquired in 2014 from New England for LB Akeem Ayers and 7a.

2014

Rd.	Pick	Player	Pos.	College
1	11	Taylor Lewan	T	Michigan
2a	42	(traded to Philadelphia)		
2b	54	Bishop Sankey	RB	Washington
3	77	(traded to San Francisco)		
4a	112	DaQuan Jones	DL	Penn State
4b	122	Marqueston Huff	DB	Wyoming
5	151	Avery Williamson	LB	Kentucky
6a	178	Zach Mettenberger	QB	Louisiana State
6b	186	(traded to Washington)		
7	228	(traded to Washington)		

Draft Notes

General Manager: Ruston Webster

- 2b, 4b – Picks acquired in trade with Philadelphia for 2a.
- 3 – Pick traded to San Francisco during 2013 draft (see 2013, 2a).
- 6a – Pick acquired in trade with Washington for 6b and 7.

2013

Rd.	Pick	Player	Pos.	College
1	10	Chance Warmack	G	Alabama
2a	34	Justin Hunter	WR	Tennessee
2b	40	(traded to San Francisco)		
3a	70	Blidi Wreh-Wilson	CB	Connecticut
3b	97	Zaviar Gooden	LB	Missouri
4	107	Brian Schwenke	C	California
5	142	Lavar Edwards	DE	Louisiana State
6a	176	(traded to Minnesota)		
6b	202	Khalid Wooten	CB	Nevada
7a	216	(traded to San Francisco)		
7b	248	Daimion Stafford	S	Nebraska

Draft Notes

General Manager: Ruston Webster

- 2a – Pick acquired in trade with San Francisco for 2b, 7a and a third-round pick in 2014.
- 6a – Pick traded to Minnesota in 2012 for a seventh-round pick in 2012.
- 3b, 6b, 7b – Awarded as compensatory selections

2012

Rd.	Pick	Player	Pos.	College
1	20	Kendall Wright	WR	Baylor
2	52	Zach Brown	LB	North Carolina
3	82	Mike Martin	DT	Michigan
4	115	Coty Sensabaugh	CB	Clemson
5a	145	Taylor Thompson	TE	Southern Methodist
5b	155	(traded to Miami)		
6	190	Markelle Martin	S	Oklahoma State
7a	211	Scott Solomon	DE	Rice
7b	227	(traded to Miami)		

Draft Notes

General Manager: Ruston Webster

- 5a – Pick acquired in trade with Miami for 5b and 7b
- 7a – Pick acquired in trade with Minnesota for a sixth-round choice in 2013

ALL-TIME DRAFT SELECTIONS

2011

Rd.	Pick	Player	Pos.	College
1	8	Jake Locker	QB	Washington
2	39	Akeem Ayers	LB	UCLA
3	77	Jurrell Casey	DT	Southern California
4a	109	Colin McCarthy	LB	Miami (Fla.)
4b	130	Jamie Harper	RB	Clemson
5	142	Karl Klug	DL	Iowa
6	175	Byron Stingily	T	Louisville
7a	212	Zach Clayton	DT	Auburn
7b	251	Tommie Campbell	DB	California (Pa.)

Draft Notes

General Manager: Mike Reinfeldt

- 4b, 7b – Awarded as compensatory selections

2010

Rd.	Pick	Player	Pos.	College
1	16	Derrick Morgan	DE	Georgia Tech
2	47	(traded to New England)		
3a	77	Damian Williams	WR	Southern California
3b	97	Rennie Curran	LB	Georgia
4a	104	Alterraun Verner	CB	UCLA
4b	111	(traded to Seattle)		
5	148	Robert Johnson	S	Utah
6a	176	Rusty Smith	QB	Florida Atlantic
6b	185	(traded to Seattle)		
6c	207	Myron Rolle	S	Florida State
7a	222	Marc Mariani	WR	Montana
7b	241	David Howard	DT	Brown

Draft Notes

General Manager: Mike Reinfeldt

- 3b, 6c, 7b – Awarded as compensatory selections
- 2 – Traded to New England in 2009 (see 2009 3a)
- 4a, 6a – Picks acquired in trade with Seattle for RB LenDale White, DT Kevin Vickerson, 4b and 6b

2009

Rd.	Pick	Player	Pos.	College
1	30	Kenny Britt	WR	Rutgers
2	62	Sen'Derrick Marks	DT	Auburn
3a	89	Jared Cook	TE	South Carolina
3b	94	Ryan Mouton	CB	Hawaii
4a	130	Gerald McRath	LB	Southern Mississippi
4b	135	Troy Kropog	T/G	Tulane
5a	166	(Traded to Dallas)		
5b	173	Javon Ringer	RB	Michigan State
6a	203	Jason McCourty	CB	Rutgers
6b	206	Dominique Edison	WR	Stephen F. Austin
7a	239	Ryan Durand	G	Syracuse
7b	242	Nick Schommer	S	North Dakota State

Draft Notes

General Manager: Mike Reinfeldt

- 4b, 5b, 6b, 7b – Awarded as compensatory selections
- 3a – Pick acquired in trade with New England for second round pick in 2010
- 5a – Pick traded to Dallas (see 2008 4c)

2008

Rd.	Pick	Player	Pos.	College
1	24	Chris Johnson	RB	East Carolina
2	54	Jason Jones	DL	Eastern Michigan
3	85	Craig Stevens	TE	California
4a	103	William Hayes	DE	Winston-Salem State
4b	124	(Traded to Washington)		
4c	126	Lavelle Hawkins	WR	California
4d	134	Stanford Keglar	LB	Purdue
5	157	(Traded to Washington)		
6	189	(Traded to Seattle)		
7	229	Cary Williams	CB	Washburn

Draft Notes

General Manager: Mike Reinfeldt

- 4d – Awarded as compensatory selection
- 4a – Pick acquired in trade with Washington for fourth round pick (#124 overall) and fifth round pick (#157 overall).
- 4b – Traded to Washington (see 4a)
- 4c – Pick acquired in trade with Dallas for Pacman Jones
- 5 – Pick traded to Washington (see 4a)
- 6 – Pick traded to Seattle for Bryce Fisher

2007

Rd.	Pick	Player	Pos.	College
1	19	Michael Griffin	S	Texas
2	50	Chris Henry	RB	Arizona
3	80	Paul Williams	WR	Fresno State
4a	115	Leroy Harris	G/C	North Carolina State
4b	128	Chris Davis	WR	Florida State
5	152	Antonio Johnson	DT	Mississippi State
6a	188	Joel Filani	WR	Texas Tech
6b	204	Jacob Ford	DE	Central Arkansas
6c	206	Ryan Smith	CB	Florida
7	223	Mike Otto	T	Purdue

Draft Notes

General Manager: Mike Reinfeldt

- 4b – Pick acquired in trade with Baltimore for Steve McNair in 2006.
- 6b – Pick acquired in trade with San Diego for Billy Volek in 2006.
- 6c – Pick acquired in trade with Indianapolis for seventh round pick (#238 overall) in 2006. That selection was originally obtained from Indianapolis for Rocky Calmus.

2006

Rd.	Pick	Player	Pos.	College
1	3	Vince Young	QB	Texas
2a	39	(Traded to Philadelphia)		
2b	45	LenDale White	RB	Southern California
3	70	(Traded to Buffalo)		
4a	102	Calvin Lowry	S	Penn State
4b	116	Stephen Tulloch	LB	North Carolina State
5a	137	Terna Nande	LB	Miami (Ohio)
5b	169	Jesse Mahelona	DT	Tennessee
6	172	Jonathan Orr	WR	Wisconsin
7a	215	Cortland Finnegan	CB	Samford
7b	238	(Traded to Indianapolis)		
7c	245	Spencer Toone	LB	Utah
7d	246	Quinton Ganther	RB	Utah

Draft Notes

General Manager: Floyd Reese

- 5b, 7c and 7d – awarded as compensatory selections
- 2a – Pick traded to Philadelphia (see 2b)
- 2b – Pick acquired from Philadelphia along with 2006 fourth round pick (116 overall) for the Titans second round pick (39 overall)
- 3 – Pick traded to Buffalo for RB Travis Henry in 2005
- 7b – Pick acquired from Indianapolis for LB Rocky Calmus in 2005 and traded back to Indianapolis for sixth round selection in 2007

2005

Rd.	Pick	Player	Pos.	College
1	6	Adam Jones	CB	West Virginia
2a	37	(Traded to Detroit)		
2b	41	Michael Roos	T	Eastern Washington
3a	68	Courtney Roby	WR	Indiana
3b	96	Brandon Jones	WR	Oklahoma
4a	108	Vincent Fuller	S	Virginia Tech
4b	113	David Stewart	T	Mississippi State
4c	136	Roydell Williams	WR	Tulane
5a	142	Damien Nash	RB	Missouri
5b	150	Daniel Loper	T	Texas Tech
6	179	Bo Scaife	TE	Texas
7	218	Reynaldo Hill	CB	Florida

ALL-TIME DRAFT SELECTIONS

Draft Notes

General Manager: Floyd Reese

- 3b and 4c – awarded as compensatory selections
- 2a – Pick traded to Detroit (see 2b)
- 2b – Pick acquired from Detroit along with 2005 fourth round pick (113 overall) for the Titans second round pick (37 overall)
- 4b – Pick acquired from Detroit (see 2b)
- 5b – Pick acquired from Kansas City for DE Carlos Hall

2004

Rd.	Pick	Player	Pos.	College
1	27	(Traded to Houston)		
2a	40	Ben Troupe	TE	Florida
2b	42	Travis LaBoy	DE	Hawaii
2c	57	Antwan Odom	DE	Alabama
3a	71	Randy Starks	DT	Maryland
3b	92	Rich Gardner	CB	Penn State
4a	103	Bo Schobel	DE	Texas Christian
4b	124	Michael Waddell	CB	North Carolina
5a	138	Jacob Bell	G	Miami (Ohio)
5b	159	(Traded to Houston)		
5c	165	Robert Reynolds	LB	Ohio State
6	191	Troy Fleming	RB	Tennessee
7a	230	Jared Clauss	DT	Iowa
7b	239	Eugene Amano	C	S.E. Missouri State
7c	241	Sean McHugh	TE	Penn State

Draft Notes

General Manager: Floyd Reese

- 5c, 7b, 7c – awarded as compensatory selections
- 1 – Pick traded to Houston (see 2a)
- 2a – Pick acquired from Houston along with 2004 third round pick (71 overall), fourth round pick (103 overall) and fifth round pick (138 overall) for the Titans 2004 first round pick (27 overall) and fifth round pick (159 overall)
- 2b – Pick acquired from New York Jets for WR Justin McCareins
- 3a – Pick acquired in Houston trade (see 2a)
- 4a – Pick acquired in Houston trade (see 2a)
- 5a – Pick acquired in Houston trade (see 2a)
- 5b – Pick traded to Houston (see 2a)

2003

Rd.	Pick	Player	Pos.	College
1	28	Andre Woolfolk	CB	Oklahoma
2	60	Tyrone Calico	WR	Middle Tennessee State
3	93	Chris Brown	RB	Colorado
4	126	Rien Long	DT	Washington State
5a	154	Donnie Nickey	S	Ohio State
5b	164	(Traded to New England)		
6	201	(Traded to New England)		
7a	225	Todd Williams	T	Florida State
7b	243	(Traded to New England)		

Draft Notes

General Manager: Floyd Reese

- 5a – Pick acquired from New England along with 2003 seventh round pick (225 overall) for the Titans 2003 fifth round pick (164 overall), sixth round pick (201 overall) and seventh round pick (243 overall)
- 5b – Pick traded to New England (see 5a)
- 6 – Pick traded to New England (see 5a)
- 7a – Pick acquired in New England trade (see 5a)
- 7b – Pick traded to New England (see 5a)

2002

Rd.	Pick	Player	Pos.	College
1a	14	(Traded to N.Y. Giants)		
1b	15	Albert Haynesworth	DT	Tennessee
2	45	Tank Williams	S	Stanford
3	77	Rocky Calmus	LB	Oklahoma
4a	110	Mike Echols	CB	Wisconsin
4b	115	Tony Beckham	CB	Wisconsin-Stout
4c	133	Rocky Boiman	LB	Notre Dame

5	151	Jake Schifino	WR	Akron
6	187	Justin Hartwig	G	Kansas
7a	225	Darrell Hill	WR	Northern Illinois
7b	240	Carlos Hall	DE	Arkansas

Draft Notes

General Manager: Floyd Reese

- 4c – awarded as compensatory selection
- 1a – Pick traded to N.Y. Giants (see 1b)
- 1b – Pick acquired from the New York Giants along with 2002 fourth round pick (115 overall) for the Titans 2002 first round pick (14 overall)
- 4b – Pick acquired in Giants trade (see 1b)
- 7b – Pick acquired from Green Bay for DT Rod Walker

2001

Rd.	Pick	Player	Pos.	College
1	29	(Traded to St. Louis)		
2	60	Andre Dyson	CB	Utah
3	90	Shad Meier	TE	Kansas State
4	124	Justin McCareins	WR	Northern Illinois
5	159	Eddie Berlin	WR	Northern Iowa
6a	192	Dan Alexander	RB	Nebraska
6b	199	Adam Haayer	T	Minnesota
7a	229	(Traded to Oakland)		
7b	232	Keith Adams	LB	Clemson

Draft Notes

General Manager: Floyd Reese

- 6b, 7b – awarded as compensatory selections
- 1 – Pick traded to St. Louis for DE Kevin Carter
- 7a – Pick traded to Oakland for C Gennaro DiNapoli

2000

Rd.	Pick	Player	Pos.	College
1	30	Keith Bulluck	LB	Syracuse
3a	68	Erron Kinney	TE	Florida
3b	93	Byron Frisch	DE	Brigham Young
4a	124	Bobby Myers	S	Wisconsin
4b	128	Peter Sirmon	LB	Oregon
5a	135	Aric Morris	S	Michigan State
5b	160	Frank Chamberlin	LB	Boston College
6	197	Robaire Smith	DE	Michigan State
7a	213	Mike Green	RB	Houston
7b	237	Wes Shivers	T	Mississippi State

Draft Notes

General Manager: Floyd Reese

- 4b – awarded as compensatory selection
- 7a – Pick acquired from Chicago for LB Lemanski Hall

1999

Rd.	Pick	Player	Pos.	College
1	16	Jevon Kearse	DE	Florida
2a	46	(Traded to New England)		
2b	52	John Thornton	DT	West Virginia
3	81	Zach Piller	G	Florida
4a	114	Brad Ware	S	Auburn
4b	117	Donald Mitchell	CB	Southern Methodist
5	151	Kevin Daft	QB	California-Davis
6	186	Darran Hall	WR	Colorado State
7	222	Phil Glover	LB	Utah

Draft Notes

General Manager: Floyd Reese

- 2a – Pick traded to New England (see 2b)
- 2b – Pick acquired from New England along with 1999 fourth round pick (117 overall) for Titans 1999 second round pick (46 overall)
- 4b – Pick acquired in New England trade (see 2b)

ALL-TIME DRAFT SELECTIONS

1998

Rd.	Pick	Player	Pos.	College
1	16	Kevin Dyson	WR	Utah
2	46	Samari Rolle	CB	Florida State
3	77	Dainon Sidney	CB	Alabama-Birmingham
4	107	Joe Salave'a	DT	Arizona
5	139	Benji Olson	G	Washington
6	168	Lee Wiggins	DB	South Carolina
7a	205	Jimmy Sprotte	LB	Arizona
7b	229	Kevin Long	C	Florida State

Draft Notes

General Manager: Floyd Reese

- 7b – awarded as a compensatory selection

1997

Rd.	Pick	Player	Pos.	College
1a	13	(Traded to Kansas City)		
1b	18	Kenny Holmes	DE	Miami (Fla.)
2	46	Joey Kent	WR	Tennessee
3a	75	Denard Walker	CB	Louisiana State
3b	81	Scott Sanderson	T	Washington State
4a	98	Derrick Mason	WR	Michigan State
4b	107	Pratt Lyons	DE	Troy State
4c	110	(Traded to Kansas City)		
4d	116	(Traded to New Orleans)		
5a	132	(Traded to Washington)		
5b	143	George McCullough	DB	Baylor
6a	165	(Traded to New Orleans)		
6b	179	(Traded to St. Louis)		
6c	181	Dennis Stallings	LB	Illinois
7	216	Armon Williams	DB	Arizona

Draft Notes

General Manager: Floyd Reese

- 1a – Pick traded to Kansas City (see 1b)
- 1b – Pick acquired from Kansas City along with 1997 third round pick (81 overall), fourth round pick (116 overall) and sixth round pick (181 overall) for Oilers 1997 first round pick (13 overall) and fourth round pick (110 overall)
- 3b – Pick acquired from Kansas City (see 1b)
- 4a – Pick acquired from Atlanta along with 1997 sixth round pick (165 overall) for QB Chris Chandler
- 4b – Pick acquired from New Orleans for Oilers 1997 fourth round pick (116 overall) and sixth round pick (165 overall)
- 4c – Pick traded to Kansas City (see 1b)
- 4d – Pick acquired from Kansas City (see 1b) and traded to New Orleans (see 4b)
- 5a – Pick traded to Washington
- 6a – Pick acquired from Atlanta (see 4a) and traded to New Orleans (see 4b)
- 6b – Pick traded to St. Louis for DE Robert Young
- 6c – Pick acquired from Kansas City (see 1b)

1996

Rd.	Pick	Player	Pos.	College
1a	9	(Traded to Oakland)		
1b	14	Eddie George	RB	Ohio State
1c	17	(Traded to Seattle)		
2a	38	Bryant Mix	DE	Alcorn State
2b	48	Jason Layman	G	Tennessee
3	74	Terry Killens	LB	Penn State
4a	107	Kendrick Burton	DE	Alabama
4b	109	Jon Runyan	T	Michigan
5	143	Rayna Stewart	DB	Northern Arizona
6	177	Anthony Dorsett	LB	Pittsburgh
7	218	Mike Archie	RB	Penn State

Draft Notes

General Manager: Floyd Reese

- 1a – Pick traded to Oakland for Raiders 1996 first round pick (17 overall), second round pick (48 overall) and fourth round pick (109 overall)

- 1b – Pick acquired from Seattle for Oilers 1996 first round pick (17 overall) and Oilers DT Glenn Montgomery
- 1c – Pick acquired from Oakland (see 1a) and traded to Seattle (see 1b)
- 2b – Pick acquired in Oakland trade (see 1a)
- 4b – Pick acquired in Oakland trade (see 1a)

1995

Rd.	Pick	Player	Pos.	College
1	3	Steve McNair	QB	Alcorn State
2	35	Anthony Cook	DT	South Carolina State
3a	67	Chris Sanders	WR	Ohio State
3b	89	Rodney Thomas	RB	Texas A&M
3c	95	Torey Hunter	DB	Washington State
4	101	Michael Roan	TE	Wisconsin
5a	137	(Awarded to Washington)		
5b	159	Gary Walker	DE	Auburn
6	174	Hicham El-Mashtoub	C	Arizona
7	211	C.J. Richardson	DB	Miami (Fla.)

Draft Notes

General Manager: Floyd Reese

- 3c – awarded as a compensatory selection
- 3b – Pick acquired from Minnesota along with 1994 fourth round pick (119 overall) for QB Warren Moon
- 5a – Pick to Washington in Wilbur Marshall ruling
- 5b – Pick awarded as compensation from New England for restricted free agent DE Tim Roberts

1994

Rd.	Pick	Player	Pos.	College
1	26	Henry Ford	DE	Arkansas
2	60	Jeremy Nunley	DE	Alabama
3a	97	(Awarded to Washington)		
3b	101	Malcolm Floyd (Seabron)	WR	Fresno State
4a	119	Mike Davis	DB	Cincinnati
4b	129	Sean Jackson	RB	Florida State
5a	157	Roderick Lewis	TE	Arizona
5b	161	Jim Reid	T	Virginia
6a	187	Lee Gissendaner	WR	Northwestern
6b	194	Barron Wortham	LB	Texas El-Paso
7	220	Lemanski Hall	LB	Alabama

Draft Notes

General Manager: Floyd Reese

- 3b – awarded as a compensatory selection
- 3a – Pick to Washington in Wilbur Marshall ruling
- 4a – Pick acquired from Minnesota along with 1995 third round pick (89 overall) for QB Warren Moon

1993

Rd.	Pick	Player	Pos.	College
1a	13	Brad Hopkins	T	Illinois
1b	19	(Traded to Philadelphia)		
2	47	Mike Barrow	LB	Miami (Fla.)
3	75	(Traded to Philadelphia)		
4	102	Travis Hannah	WR	Southern California
5	131	John Henry Mills	TE	Wake Forest
6	158	Chuck Bradley	T	Kentucky
7	187	Patrick Robinson	WR	Tennessee State
8	214	Blaine Bishop	DB	Ball State

Draft Notes

General Manager: Mike Holovak

- 1a – Pick acquired from Philadelphia for Oilers 1993 first round pick (19 overall) and third round pick (75 overall)
- 1b – Pick traded to Philadelphia (see 1a)
- 3 – Pick traded to Philadelphia (see 1a)

ALL-TIME DRAFT SELECTIONS

1992

Rd.	Pick	Player	Pos.	College
1	23	(Traded to San Diego)		
2	50	Eddie Robinson	LB	Alabama State
3	77	Corey Harris	WR	Vanderbilt
4	108	Mike Mooney	T	Georgia Tech
5a	133	Joe Bowden	LB	Oklahoma
5b	135	Tony Brown	DB	Fresno State
5c	136	Tim Roberts	DT	Southern Mississippi
6	162	Mario Bailey	WR	Washington
7	189	Elbert Turner	WR	Illinois
8	220	Bucky Richardson	QB	Texas A&M
9	247	Bernard Dafney	T	Tennessee
10	274	Dion Johnson	WR	East Carolina
11	301	Anthony Davis	LB	Utah
12	332	Joe Wood	K	Air Force

Draft Notes

General Manager: Mike Holovak

- 1 – Pick traded to San Diego along with WR Shawn Jefferson for Chargers DE Lee Williams in August of 1991
- 5a – Pick acquired from New Orleans for Oilers RB Allen Pinkett
- 5c – Pick acquired from Dallas along with 1991 second round pick (Minnesota's pick, 38 overall) for RB Alonzo Highsmith

1991

Rd.	Pick	Player	Pos.	College
1	17	(Traded to New England)		
2a	28	Mike Dumas	DB	Indiana
2b	38	Darryll Lewis	DB	Arizona
2c	44	John Flannery	C	Syracuse
3a	71	Steve Jackson	DB	Purdue
3b	79	Kevin Donnalley	T	North Carolina
4a	101	David Rocker	DT	Auburn
4b	102	Marcus Robertson	DB	Iowa State
5	129	Gary Wellman	WR	Southern California
6	157	(Pick traded to Philadelphia)		
7	183	Kyle Freeman	LB	Angelo State
8	214	Gary Brown	RB	Penn State
9	240	Shawn Jefferson	WR	Central Florida
10	267	Curtis Moore	LB	Kansas
11	294	James Smith	DB	Richmond
12	325	Alex Johnson	WR	Miami (Fla.)

Draft Notes

General Manager: Mike Holovak

- 1 – Pick traded to New England for 1991 second round pick (28 overall) and fourth round pick (101 overall)
- 2a – Pick acquired in New England trade (see 1)
- 2b – Pick acquired from Dallas (originally Minnesota's selection) along with 1992 fourth round pick (136 overall) for RB Alonzo Highsmith
- 3b – Pick acquired from Miami for LB John Grimsley
- 4a – Pick acquired in New England trade (see 1)
- 6 – Pick traded to Philadelphia for QB Don McPherson in 1990

1990

Rd.	Pick	Player	Pos.	College
1	15	Lamar Lathon	LB	Houston
2	41	Jeff Alm	DT	Notre Dame
3	72	Willis Peguese	DE	Miami (Fla.)
4	99	Eric Still	G	Tennessee
5	126	Richard Newbill	LB	Miami (Fla.)
6	153	Tony Jones	WR	Texas
7	184	Andy Murray	RB	Kentucky
8	211	Brett Tucker	DB	Northern Illinois
9	237	Pat Coleman	WR	Mississippi
10	264	Dee Thomas	DB	Nicholls State
11	295	Joey Banas	T	Houston
12	321	Reggie Slack	QB	Auburn

Draft Notes

General Manager: Mike Holovak

1989

Rd.	Pick	Player	Pos.	College
1	23	David Williams	T	Florida
2	50	Scott Kozak	LB	Oregon
3	77	Bubba McDowell	S	Miami (Fla.)
4	104	Rod Harris	WR	Texas A&M
5	131	Glenn Montgomery	DT	Houston
6	157	Bo Orlando	S	West Virginia
7	190	Tracy Rogers	LB	Fresno State
8	217	Alvoid Mays	CB	West Virginia
9	244	Bob Mrosko	TE	Penn State
10	271	Tracy Johnson	RB	Clemson
11	298	Brian Smider	T	West Virginia
12	325	Chuck Hartlieb	QB	Iowa

Draft Notes

General Manager: Mike Holovak

1988

Rd.	Pick	Player	Pos.	College
1a	9	(Traded to Raiders)		
1b	22	Lorenzo White	RB	Michigan State
2	48	Quintin Jones	DB	Pittsburgh
3a	72	Greg Montgomery	P	Michigan State
3b	74	(Traded to Raiders)		
4	102	(Traded to Raiders)		
5a	125	Cris Dishman	DB	Purdue
5b	130	Chris Verhulst	TE	Cal State-Chico
6	157	Kurt Crain	LB	Auburn
7	187	Tracey Eaton	DB	Portland State
8	214	David Viaene	C	Minnesota-Duluth
9	241	David Spradlin	LB	Texas Christian
10	271	Marco Johnson	WR	Hawaii
11	298	Jethro Franklin	DE	Fresno State
12	325	John Brantley	LB	Georgia

Draft Notes

General Manager: Ladd Herzeg

- 1a – Pick traded (originally L.A. Rams pick from 1987 trade) to L.A. Raiders along with 1988 third round pick (74 overall) and fourth round pick (102 Overall) for DE Sean Jones, 1988 second round pick (48 overall, Oilers original pick) and third round pick (60 overall)
- 2 – Pick reacquired from L.A. Raiders in trade (see 1a)
- 3a – Pick acquired from S.D. along with fifth round pick (125 overall) for the Oilers third round pick (60 overall)
- 3b – Pick traded to L.A. Raiders (see 1a)
- 4 – Pick traded to Raiders (see 1a)
- 5a – Pick acquired in San Diego trade (see 3a)

1987

Rd.	Pick	Player	Pos.	College
1a	3	Alonzo Highsmith	RB	Miami (Fla.)
1b	8	(Traded to Buffalo)		
1c	20	Haywood Jeffires	WR	N.C. State
2a	36	(Traded to Buffalo)		
2b	46	Walter Johnson	LB	Louisiana Tech
3	64	Cody Carlson	QB	Baylor
4a	91	(Traded to L.A. Rams)		
4b	105	Mark Dusbabek	LB	Minnesota
5a	120	(Traded to Washington)		
5b	133	Spencer Tillman	RB	Oklahoma
6a	147	Al Smith	LB	Utah State
6b	159	Toby Caston	LB	Louisiana State
7	176	Robert Banks	DT	Notre Dame
8	202	Michel James	WR	Washington State
9	231	Wes Neighbors	C	Alabama
10	258	Curtis Duncan	WR	Northwestern
11	287	John Davis	G	Georgia Tech
12	314	Ira Valentine	RB	Texas A&M

Draft Notes

General Manager: Ladd Herzeg

ALL-TIME DRAFT SELECTIONS

- 1a – Pick acquired from Buffalo for Oilers 1987 first round pick (8 overall) and second round pick (36 overall)
- 1b – Pick traded to Buffalo (see 1a)
- 1c – Pick acquired from L.A. Rams along with G Kent Hill, DE William Fuller, 1987 fifth round pick (133 overall) and 1988 first round pick (9 overall) for QB Jim Everett
- 2a – Pick acquired from Detroit for T Harvey Salem and traded to Buffalo (see 1a)
- 2b – Pick acquired from Kansas City along with 1987 fourth round pick (105 overall) for the Oilers second round pick (35 overall)
- 4a – Pick traded to L.A. Rams along with 1986 seventh round pick (172 overall) for WR Drew Hill in 1986.
- 4b – Pick acquired in Kansas City trade (see 2b)
- 5a – Pick traded to Washington (eventually to Chicago) for PK Tony Zendejas
- 5b – Pick acquired in L.A. Rams trade (see 1c)
- 6b – Pick acquired from Kansas City for RB Larry Moriarity

1986

Rd.	Pick	Player	Pos.	College
1	3	Jim Everett	QB	Purdue
2	34	Ernest Givins	WR	Louisville
3	61	Allen Pinkett	RB	Notre Dame
4	87	(Traded to Kansas City)		
5	114	Jeff Parks	TE	Auburn
6	145	Ray Wallace	RB	Purdue
7	172	(Traded to L.A. Rams)		
8	199	Larry Griffin	DB	North Carolina
9	225	Bob Sebring	LB	Illinois
10	256	Don Sommer	G	Texas El-Paso
11	283	Mark Cochran	T	Baylor
12	310	Chuck Banks	RB	West Virginia Tech

Draft Notes

General Manager: Ladd Herzeg

- 4 – Pick traded to Kansas City (see 1985, 5b)
- 7 – Pick traded to L.A. Rams along with 1987 fourth round pick (91 overall) for WR Drew Hill

1985

Rd.	Pick	Player	Pos.	College
1a	2	(Traded to Minnesota)		
1b	3	Ray Childress	DE	Texas A&M
1c	11	Richard Johnson	DB	Wisconsin
2a	31	(Traded to Denver)		
2b	36	Richard Byrd	DE	Southern Mississippi
3a	58	(Traded to N.Y. Giants)		
3b	80	(Traded to L.A. Raiders)		
3c	82	Mike Kelley	C	Notre Dame
4	87	Tom Briebl	LB	Stanford
5a	114	(Traded to Dallas)		
5b	133	Frank Bush	LB	North Carolina State
5c	138	Lee Johnson	K	Brigham Young
6a	143	(Traded to L.A. Raiders)		
6b	153	Joe Krakoski	LB	Washington
7	170	Mike Akiu	WR	Hawaii
8	199	Chuck Thomas	C	Oklahoma
9	226	Steve Tasker	KR	Northwestern
10	255	Mike Golic	DL	Notre Dame
11	281	Willie Drewrey	WR	West Virginia
12	311	Mark Vonderhaar	DT	Minnesota

Draft Notes

General Manager: Ladd Herzeg

- 1a – Pick traded to Minnesota
- 1b – Pick acquired from Minnesota
- 1c – Pick acquired from New Orleans for RB Earl Campbell
- 2a – Pick traded to Denver for second round pick (from Tampa Bay, 36 overall) and fifth round pick (138 overall)
- 2b – Pick acquired from Denver (see 2a)
- 3a – Pick traded to New York Giants for RB Butch Woolfolk
- 3b – Pick traded to L.A. Raiders along with sixth round pick (143 overall)

for C Jim Romano

- 3c – Pick acquired from Denver for WR Butch Johnson
- 5a – Pick traded to Dallas (see 1984, 2b)
- 5b – Pick acquired from Kansas City along with sixth round pick (153 overall) for DE Bob Hamm and 1986 fourth round pick (87 overall)
- 5c – Pick acquired from Denver (see 2a)
- 6a – Pick traded to L.A. Raiders (see 3b)
- 6b – Pick acquired from Kansas City (see 5b)

1984

Rd.	Pick	Player	Pos.	College
1	2	Dean Steinkuhler	T	Nebraska
2a	29	Doug Smith	DE	Auburn
2b	40	(Traded to Dallas)		
2c	54	Bo Eason	DB	California-Davis
3	58	Johnny Meads	LB	Nicholls State
4a	85	Mark Studaway	DE	Tennessee
4b	100	Patrick Allen	DB	Utah State
4c	102	(Traded to Washington)		
5	114	Robert Lyles	LB	Texas Christian
6a	141	John Grimsley	LB	Kentucky
6b	161	Eric Mullins	WR	Stanford
7	170	Willie Joyner	RB	Maryland
8	197	Kevin Baugh	WR	Penn State
9a	226	Jeff Donaldson	DB	Colorado
9b	227	Mike Johnson	DE	Illinois
9c	252	Mike Russell	LB	Toledo
10	253	(Traded to L.A. Rams)		
11	282	(Traded to L.A. Raiders)		
12	309	(Traded to L.A. Rams)		

Draft Notes

General Manager: Ladd Herzeg

- 2b – Pick acquired from Minnesota (see 4b) and traded to Dallas along with 1985 fifth round pick (114 overall) and WR Mike Renfro for second round pick (54 overall) and WR Butch Johnson
- 2c – Pick acquired from Dallas (see 2b)
- 4b – Pick acquired from Minnesota along with second round pick (40 overall) for QB Archie Manning and TE Dave Casper
- 4c – Pick acquired from L.A. Rams and traded to Washington for 1985 third round pick (80 overall)
- 6b – Pick acquired from L.A. Rams (see 1983, 1a) and traded to Washington
- 9b – Pick acquired from N.Y. Giants (see 1983, 11)
- 9c – Pick acquired from L.A. Raiders for past considerations involving RB Tim Wilson for 11th round pick (282 overall)
- 10 – Pick traded to L.A. Rams for T Doug France
- 11 – Pick traded to L.A. Raiders (9c)
- 12 – Pick traded to L.A. Rams for past considerations

1983

Rd.	Pick	Player	Pos.	College
1a	2	(Pick traded to L.A. Rams)		
1b	9	Bruce Matthews	G	Southern California
2a	30	Harvey Salem	T	California
2b	42	Keith Bostic	DB	Michigan
3a	58	Tim Joiner	LB	Louisiana State
3b	69	Chris Dressel	TE	Stanford
3c	76	(Traded to Miami)		
3d	83	Steve Brown	DB	Oregon
4a	86	Greg Hill	DB	Oklahoma State
4b	88	Mike McCloskey	TE	Penn State
5a	114	Larry Moriarty	RB	Notre Dame
5b	139	Jerome Foster	DT	Ohio State
6	142	Steve Haworth	DB	Oklahoma
7	170	Herkie Walls	WR	Texas
8	198	Robert Thompson	LB	Michigan
9	226	Kevin Potter	DB	Missouri
10	253	(Traded to Green Bay)		
11	281	(Traded to N.Y. Giants)		
12	309	(Traded to N.Y. Giants)		

ALL-TIME DRAFT SELECTIONS

Draft Notes

General Manager: Ladd Herzeg

- 1a – Pick traded to L.A. Rams for first round pick (3 overall), fourth round pick (88 overall) and 1984 fourth round pick (102 overall)
- 1b – Pick acquired from Seattle along with second round pick (42 overall) and third round pick (69 overall) for Oilers first round pick (3 overall from L.A. Rams)
- 2b – Pick acquired from Seattle (see 1b)
- 3b – Pick acquired from Seattle (see 1b)
- 3c – Pick acquired from Green Bay and traded to Miami (see 3d)
- 3d – Pick acquired from Miami along with fifth round pick (139 overall) for third round pick (76 overall)
- 4b – Pick acquired from L.A. Rams (see 1a)
- 5b – Pick acquired from Miami (see 3d)
- 10 – Pick traded to Green Bay for T Mark Koncar
- 11 – Pick traded to N.Y. Giants along with 12th round pick (309 overall) for 1984 ninth round pick (228 overall)
- 12 – Pick traded to N.Y. Giants (see 11)

1982

Rd.	Pick	Player	Pos.	College
1	8	Mike Munchak	G	Penn State
2a	35	(Pick traded to Oakland)		
2b	44	Oliver Luck	QB	West Virginia
3a	67	(Pick traded to L.A. Rams)		
3b	72	Stan Edwards	RB	Michigan
3c	77	Robert Abraham	LB	North Carolina State
4	94	Steve Bryant	WR	Purdue
5	121	Malcolm Taylor	DE	Tennessee State
6	148	Gary Allen	RB	Hawaii
7	175	(Traded to Detroit)		
8	207	(Traded to L.A. Rams)		
9	234	Matt Bradley	DB	Penn State
10	261	Ron Reeves	QB	Texas Tech
11	287	Jim Campbell	TE	Kentucky
12	314	Donnie Craft	RB	Louisville

Draft Notes

General Manager: Ladd Herzeg

- 2a – Pick traded to Oakland (see 1981, 1)
- 2b – Pick acquired from L.A. Rams along with 1982 third round pick (77 overall) for TE Mike Barber and 1982 third round pick (67 overall)
- 3a – Pick traded to L.A. Rams (see 2b)
- 3b – Pick acquired from N.Y. Giants for RB Rob Carpenter
- 7 – Pick traded to Detroit for CB Luther Bradley
- 8 – Pick traded to L.A. Rams TE Lewis Gilbert

1981

Rd.	Pick	Player	Pos.	College
1	21	(Traded to Oakland)		
2	48	(Traded to Oakland)		
3	79	Mike Holston	WR	Morgan State
4	106	Nick Eyre	T	Brigham Young
5	133	Delbert Fowler	LB	West Virginia
6	159	Bill Kay	DB	Purdue
7a	186	(Traded to Seattle)		
7b	193	Don Washington	DB	Texas A&M-Kingsville
8	217	Willie Tullis	WR	Troy State
9	243	Avon Riley	LB	UCLA
10	270	Larry Jones	RB	Colorado State
11	297	Claude Mathews	G	Auburn
12	324	Bill Capece	K	Florida State

Draft Notes

General Manager: Ladd Herzeg

- 1 – Pick traded to Oakland along with 1981 second round pick (48 overall) and 1982 second round pick (35 overall) for TE Dave Casper
- 2 – Pick traded to Oakland (see 1)
- 7a – Pick traded to Seattle along with 1980 10th round pick (274 overall) for LB Sammy Green
- 7b – Pick acquired from Oakland (see 1980, 7a)

1980

Rd.	Pick	Player	Pos.	College
1	25	(Traded to New England)		
2a	38	Angelo Fields	T	Michigan State
2b	52	Daryle Skaugstad	DT	California
3	79	Tim Smith	WR	Nebraska
4	106	Chris Combs	TE	New Mexico
5	134	John Corker	LB	Oklahoma State
6	160	(Traded to New England)		
7a	182	Craig Bradshaw	QB	Utah State
7b	190	(Traded to N.Y. Jets)		
8	217	Harold Bailey	QB/TE	Oklahoma State
9	244	Ed Harris	RB	Bishop
10	274	(Traded to Seattle)		
11	301	Eddie Preston	WR	Western Kentucky
12	328	Wiley Pitts	WR	Temple

Draft Notes

General Manager: Bum Phillips

- 1 – Pick traded to New England along with sixth round pick (160 overall) for T Leon Gray
- 2a – Pick acquired from Kansas City for QB Steve Fuller
- 6 – Pick traded to New England (see 1)
- 7a – Pick acquired from Oakland along with 1981 seventh round pick (193 overall) for DB Jack Tatum
- 7b – Pick traded to N.Y. Jets for WR Rich Caster
- 10 – Pick traded to Seattle along with 1981 seventh round pick (186 overall) for LB Sammy Green

1979

Rd.	Pick	Player	Pos.	College
1	23	(Traded to Kansas City)		
2a	31	Mike Stensrud	DE	Iowa State
2b	50	Jesse Baker	DE	Jacksonville State
3a	69	(Traded to Baltimore)		
3b	72	Kenny King	RB	Oklahoma
3c	78	(Traded to Tampa Bay)		
4	104	(Traded to San Diego)		
5	133	(Traded to Tampa Bay)		
6a	143	Daryl Hunt	LB	Oklahoma
6b	159	Mike Murphy	LB	S.W. Missouri
7	171	Tim Ries	DB	S.W. Missouri
8	214	Carter Hartwig	DB	Southern California
9	243	Rich Ellender	WR	McNeese State
10		(Pick used in 1978 supplemental draft)		
11	298	Mike Taylor	T	Georgia Tech
12	324	Wayne Wilson	RB	Shepherd

Draft Notes

General Manager: Bum Phillips

- 1 – Pick traded to Kansas City for 1979 second round pick (31 overall) and 1980 second round pick (38 overall)
- 2a – Pick acquired in Kansas City trade (see 1)
- 3a – Pick traded to Baltimore for 1979 third round pick (72 overall) and seventh round pick (171 overall)
- 3b – Pick acquired in Baltimore trade (see 3a)
- 3c – Pick traded to Tampa Bay (see 1978, 1a)
- 4 – Pick traded to San Diego for QB Neal Jeffrey
- 5 – Pick traded to Tampa Bay (see 1978, 1a)
- 6a – Pick acquired from Buffalo for T Elbert Drungo
- 7 – Pick acquired in Baltimore trade (see 3a)
- 10 – Pick used on WR Johnnie Dirden (Sam Houston State) in 1978 supplemental draft

ALL-TIME DRAFT SELECTIONS

1978

Rd.	Pick	Player	Pos.	College
1a	1	Earl Campbell	RB	Texas
1b	17	(Traded to Tampa Bay)		
2	44	(Traded to Tampa Bay)		
3	73	Gifford Nielsen	QB	Brigham Young
4	98	Mike Renfro	WR	Texas Christian
5	127	(Traded to Kansas City)		
6	154	Conrad Rucker	TE	Southern
7	183	(Traded to Buffalo)		
8	210	J.C. Wilson	DB	Pittsburgh
9	239	Jim Mol	DE	Morningside
10	266	Steve Young	TE	Wake Forest
11	295	Willie Thicken	WR	Alabama State
12	322	John Schuhmacher	G	Southern California

Draft Notes

General Manager: Bum Phillips

- 1a – Pick acquired from Tampa Bay for 1978 first round pick (17 overall) and second round pick (44 overall), 1979 third round pick (78 overall) and fifth round pick (133 overall) and TE Jimmie Giles
- 1b – Pick traded to Tampa Bay (see 1a)
- 5 – Pick traded to Kansas City for WR Otis Taylor
- 7 – Pick traded to Buffalo for DE Jimmy Dean

1977

Rd.	Pick	Player	Pos.	College
1	11	Morris Towns	T	Missouri
2	38	George Reihner	G	Penn State
3a	65	(Traded to San Francisco)		
3b	66	Tim Wilson	RB	Maryland
3c	70	Jimmie Giles	TE	Alcorn State
3d	84	Rob Carpenter	RB	Miami (Ohio)
4a	95	(Traded to Kansas City)		
4b	98	Warren Anderson	WR	West Virginia State
5		(Choice forfeited)		
6a	148	Gary Woolford	DB	Florida State
6b	165	David Carter	C	Western Kentucky
7	178	(Traded to New York Giants)		
8a	198	Steve Davis	WR	Georgia
8b	205	Eddie Foster	WR	Houston
9	232	Bill Currier	DB	South Carolina
10	262	Harvey Hull	LB	Mississippi State
11	289	Al Romano	LB	Pittsburgh
12	316	Ove Johansson	K	Abilene Christian

Draft Notes

General Manager: Bum Phillips

- 3a – Pick traded to San Francisco along with 1976 first round pick (21 overall) for RB Vic Washington
- 3b – Pick acquired from Green Bay along QB John Hadl and DB Ken Ellis for QB Lynn Dickey
- 3c – Pick acquired from Miami along with fourth round pick (98 overall) for CB Ken Ellis
- 3d – Pick acquired from Oakland for WR Emmett Edwards
- 4a – Pick traded to Kansas City along with 1976 fifth round pick (144 overall) for WR Elmo Wright
- 4b – Pick acquired in Miami trade (see 3c)
- 6b – Pick acquired from New England
- 7 – Pick traded to N.Y. Giants for RB Joe Dawkins
- 8a – Pick acquired from Seattle for WR Steve Largent

1976

Rd.	Pick	Player	Pos.	College
1	21	(Traded to San Francisco)		
2	48	Mike Barber	TE	Louisiana Tech
3	79	(Traded to Kansas City)		
4a	113	(Traded to Oakland)		
4b	117	Steve Largent	WR	Tulsa
5	144	(Traded to Kansas City)		
6	173	Todd Simonsen	T	South Dakota State
7a	197	Larry Harris	DT	Oklahoma State

7b	202	(Traded to New England)		
8	229	Bobby Simon	T	Grambling State
9	256	Art Stringer	LB	Ball State
10	284	Steve Kincannon	QB	Humboldt State
11	311	Skip Walker	RB	Texas A&M
12a	324	Larry Bell	T	East Texas State
12b	337	(Traded to San Diego)		
13	368	Dan O'Rourke	WR	Colorado State
14	395	John Reimer	T	Wisconsin
15	422	Bobby Byars	DT	Cheyney
16	452	Claude Johnson	LB	Florida A&M
17	479	Allen Misher	WR	Louisiana State

Draft Notes

General Manager: Bum Phillips

- 1 – Pick traded to San Francisco along with 1977 third round pick (65 overall) for RB Vic Washington
- 3 – Pick traded to Kansas City
- 4a – Pick traded to Oakland along with 1975 fifth round pick (115 overall) for S Tommy Maxwell
- 4b – Pick acquired from L.A. Rams
- 5 – Pick traded to Kansas City along with 1977 fourth round pick (95 overall) for WR Elmo Wright
- 7a – Pick acquired from Denver for DB Jeff Severson
- 7b – Pick traded to New England for TE Bob Adams
- 12a – Pick acquired from Cleveland for WR Willie Miller
- 12b – Pick traded to San Diego for WR Jerry LeVias

1975

Rd.	Pick	Player	Pos.	College
1a	6	Robert Brazile	LB	Jackson State
1b	15	Don Hardeman	RB	Texas A&M-Kingsville
2	40	Emmett Edwards	WR	Kansas
3	65	(Traded to Atlanta)		
4	90	(Traded to Dallas)		
5	115	(Traded to Oakland)		
6	146	Jesse O'Neal	DE	Grambling State
7a	162	Mike Biehle	T	Miami (Ohio)
7b	171	Mark Cotney	DB	Cameron
8	196	Jerry Lawrence	DT	South Dakota State
9	221	Bob Bruer	TE	Minn St.-Mankato
10	246	Alan Pringle	K	Rice
11	271	John Sawyer	TE	Southern Mississippi
12	302	Willie Miller	WR	Colorado State
13	327	Ricky Scales	WR	Virginia Tech
14	352	Jody Medford	G	Rice
15	377	Jack Holmes	RB	Texas Southern
16	402	Ken Lambert	DB	Virginia Tech
17	427	Ricky Seeker	C	Texas A&M

Draft Notes

General Manager: Bum Phillips

- 1a – Pick acquired from Kansas City along with DT Curley Culp for DE John Matuszak
- 3 – Pick traded to Atlanta for LB Buane Benson
- 4 – Pick traded to Dallas for WR Mike Montgomery
- 5 – Pick traded to Oakland along with 1976 fourth round pick (113 overall) for S Tommy Maxwell
- 7a – Pick acquired from Kansas City for RB Bill Thomas

1974

Rd.	Pick	Player	Pos.	College
1	1	(Traded to Dallas)		
2	27	(Traded to Buffalo)		
3	53	(Traded to Dallas)		
4	79	Steve Manstedt	LB	Nebraska
5	105	(Traded to Washington)		
6a	131	(Traded to New Orleans)		
6b	154	Booker Brown	G	Southern California
7	157	Leonard Fairley	DB	Alcorn State
8	183	Mike McCoy	DB	Western Kentucky
9	209	(Traded to New England)		

ALL-TIME DRAFT SELECTIONS

10	235	(Traded to New Orleans)		
11	261	Steve Taylor	C	Auburn
12	287	Ricky Browne	LB	Florida
13	313	Dan Dixon	G	Boise State
14	339	(Traded to Buffalo)		
15	365	Billy Johnson	WR	Widener
16	391	Matthew Williams	RB	N.E. Louisiana
17	417	Bill Hedge	T	N.W. Missouri State

Draft Notes

General Manager: Sid Gillman

- 1 – Pick traded to Dallas along with 1974 third round pick (53 overall) for DE Tody Smith and WR Billy Parks
- 2 – Pick traded to Buffalo for LB Al Cowlings
- 3 – Pick traded to Dallas (see 1)
- 5 – Pick traded to Washington for S Alvin Haymond
- 6a – Pick traded to New Orleans along with 10th round pick (235 overall) for RB James Ford
- 6b – Pick acquired from L.A. Rams for DE Bob Crum
- 9 – Pick traded to New England for LB Steve Kiner
- 10 – Pick traded to New Orleans (see 6a)
- 14 – Pick traded to Buffalo for T Levert Carr

1973

Rd.	Pick	Player	Pos.	College
1a	1	John Matuszak	DE	Tampa
1b	14	George Amundson	RB	Iowa State
2	27	(Traded to Kansas City)		
3a	53	(Traded to New Orleans)		
3b	61	(Traded to Baltimore)		
4	79	Gregg Bingham	LB	Purdue
5	105	Edesel Garrison	WR	Southern California
6	131	Ron Mayo	TE	Morgan State
7	157	Shelby Jordan	T	Washington (Mo.)
8	183	Joe Blahak	DB	Nebraska
9	209	Mark Williams	K	Rice
10	235	Darrell Vaughn	DT	Northern Colorado
11	261	Larry Eaglin	DB	Stephen F. Austin
12	287	Brad Lyman	WR	UCLA
13	313	Willie Martin	G	N.E. Oklahoma
14	339	Ron Lou	C	Arizona State
15	365	Roger Goree	LB	Baylor
16	391	Tim Dameron	WR	East Carolina
17	417	Randy Braband	LB	Texas

Draft Notes

General Manager: Sid Gillman

- 1b – Pick acquired from Atlanta for DT Mike Tilleman
- 2 – Pick traded to Kansas City
- 3a – Pick traded along with 1972 second round pick (31 overall) for DT Mike Tilleman
- 3b – Pick acquired from Denver for QB Charley Johnson; Pick traded to Baltimore for C Bill Curry

1972

Rd.	Pick	Player	Pos.	College
1	6	Greg Sampson	DE	Stanford
2	31	(Traded to New Orleans)		
3a	56	Lewis Jolley	RB	North Carolina
3b	75	Solomon Freelon	G	Grambling State
4	84	(Traded to St. Louis)		
5	109	(Traded to Denver)		
6a	134	Joe Bullard	DB	Tulane
6b	136	Elmer Allen	LB	Mississippi
7	162	Eric Hutchinson	DB	Northwestern
8	187	Guy Roberts	LB	Maryland
9	212	Willie Postler	T	Montana
10a	240	Rhett Dawson	WR	Florida State
10b	259	Jimmy Butler	TE	Tulsa
11	264	Ron Evans	T	Baylor
12	290	Willie Rodgers	RB	Jackson State
13	318	Willie Roberts	DB	Houston
14	343	Gary Crockett	C	Lamar

15	368	(Traded to Pittsburgh)		
16	396	Guy Murdock	C	Michigan
17	421	Kelly Cochrane	QB	Miami (Fla.)

Draft Notes

General Manager: John Breen

- 2 – Pick traded along with 1973 third round pick (53 overall) for DT Mike Tilleman
- 3b – Pick acquired from Kansas City
- 4 – Pick traded to St. Louis for LB Dave Olerich
- 5 – Pick traded to Denver for Cleo Johnson
- 6b – Pick acquired from Denver
- 15 – Pick traded to Pittsburgh for Worthy McClure

1971

Rd.	Pick	Player	Pos.	College
1	3	Dan Pastorini	QB	Santa Clara
2	31	(Traded to New Orleans)		
3	56	Lynn Dickey	QB	Kansas State
4	81	Larron Jackson	T	Missouri
5	109	Willie Armstrong	RB	Grambling State
6	134	Willie Alexander	DB	Alcorn State
7a	159	Phil Croyle	LB	California
7b	174	Larry Watson	T	Morgan State
8	187	(Traded to Denver)		
9	212	Floyd Rice	TE	Alcorn State
10	237	Russ Price	DE	North Carolina Central
11	265	Macon Hughes	WR	Rice
12	290	John Thompson	G	Minnesota
13	315	Joe Hoing	G	Arkansas Tech
14	343	Dick Adams	DB	Miami (Ohio)
15	368	Andy Hopkins	RB	Stephen F. Austin
16	393	Moses Denson	RB	Maryland-E. Shore
17	421	Calvin Fox	LB	Michigan State

Draft Notes

General Manager: John Breen

- 2 – Pick traded to New Orleans
- 7b – Pick acquired from New York Giants
- 8 – Pick traded to Denver

1970

Rd.	Pick	Player	Pos.	College
1	14	Doug Wilkerson	G	North Carolina Central
2a	31	Leo Brooks	DT	Texas
2b	40	Bill Dusenberry	RB	Johnson Smith
3	66	(Traded to Cleveland)		
4	92	Spike Jones	P	Georgia
5a	110	Ron Saul	G	Michigan State
5b	118	Ed Duley	DT	Northern Arizona
6	144	Benny Johnson	DB	Johnson Smith
7	170	Charles Olson	DB	Concordia College
8	196	Mike McClish	T	Wisconsin
9	222	Charles Blossom	DE	Texas Southern
10	248	Joe Dawkins	RB	Wisconsin
11	274	Robert Morris	C	Duke
12	300	Richard Dawkins	TE	Johnson Smith
13	326	Jess Lewis	LB	Oregon State
14	352	Claire Rasmussen	G	Wisconsin-Oshkosh
15	378	Dave Sharp	T	Stanford
16		No choice		
17	430	Julian Fagan	P	Mississippi

Draft Notes

General Manager: (none)

- 2a – Pick acquired from Boston
- 3 – Pick traded to Cleveland
- 5a – Pick acquired from Cincinnati
- 16 – Pick used on underclassman (WR Chris Myers, Kenyon)

ALL-TIME DRAFT SELECTIONS

1969

Rd.	Pick	Player	Pos.	College
1	15	Ron Pritchard	LB	Arizona State
2	40	Jerry LeVias	WR	Southern Methodist
3a	65	Elbert Drungo	T	Tennessee State
3b	78	Rich Johnson	RB	Illinois
4a	93	Charlie Joiner	WR	Grambling
4b	96	Roy Gerela	K	New Mexico State
5	118	Johnny Peacock	S	Houston
6	143	Willie Grate	WR	South Carolina State
7	171	Mike Richardson	RB	Southern Methodist
8	196	Glenn Woods	DT	Prairie View
9	221	Ed Watson	LB	Grambling
10a	249	Joe Pryor	TE	Boston College
10b	256	Bob Naponic	QB	Illinois
11	274	Terry May	DE	Southern Methodist
12	299	George Resley	DT	Texas A&M
13	327	Richard Pickens	RB	Tennessee
14	352	Roy Don Reeves	DB	South Carolina
15	377	John Tyszkiewicz	G	Chattanooga
16	405	Lloyd Wainscott	LB	Texas
17	430	Hank Autry	C	Southern Mississippi

Draft Notes

General Manager: Don Klosterman
 • 3b – Pick acquired from New York Jets
 • 4b – Pick acquired from San Diego
 • 10b – Pick acquired from Oakland

1968

Rd.	Pick	Player	Pos.	College
1	22	(Traded to Kansas City)		
2	49	Mac Haik	WR	Mississippi
3	77	Elvin Bethea	DE	North Carolina A&T
4	105	Jim Beirne	WR	Purdue
5	133	Bob Longo	TE	Pittsburgh
6	160	(Traded to Cincinnati)		
7	187	Paul Toscano	DB	Wyoming
8	214	(Traded to New York)		
9a	224	Bob Robertson	T	Illinois
9b	240	(Traded to Miami)		
10a	263	Joe Peace	LB	Louisiana Tech
10b	268	Tom Domres	DT	Wisconsin
11	295	Bill Halley	TE	La Verne
12	322	Barry Lischner	RB	Missouri
13	349	Jim Dousay	RB	Louisiana State
14	376	Rich Stotter	LB	Houston
15	403	(Traded to San Diego)		
16	430	Bob Smith	S	Miami (Ohio)
17	457	Billy Aisbrooks	DB	North Carolina Central

Draft Notes

General Manager: Don Klosterman
 • 1 – Pick traded to Kansas City along with QB Jacky Lee and DT Ernie Ladd for QB Pete Beathard
 • 6 – Pick traded to Cincinnati
 • 8 – Pick traded to New York Jets
 • 9a – Pick acquired from Boston
 • 9b – Pick traded to Miami
 • 10a – Pick acquired from San Diego
 • 15 – Pick traded to San Diego

1967

Rd.	Pick	Player	Pos.	College
1a	5	George Webster	LB	Michigan State
1b	23	Tom Regner	G	Notre Dame
2a	30	Bob Davis	QB	Virginia
2b	49	Roy Hopkins	RB	Texas Southern
3	56	Larry Carwell	CB	Iowa State
4	86	Carel Stiith	DT	Nebraska
5a	111	Pete Johns	S	Tulane
5b	118	Willie Parker	DT	Arkansas AM&N

5c	127	Zeke Moore	CB	Lincoln
6	136	Pete Barnes	LB	Southern
7	164	Ed Carrington	TE	Virginia
8a	189	Johnny Brunson	RB	Benedict
8b	201	Sharon Washington	WR	N.E. Missouri
9	214	Ken Houston	S	Prairie View
10a	242	Woody Campbell	RB	Northwestern
10b	261	Tim Sheehan	C	Stanford
11	267	Harold Decker	DE	Kalamazoo
12	292	(Traded to Buffalo)		
13	319	(Traded to Buffalo)		
14	345	Henry Hailstock	G	Lincoln
15	370	Marvin McQueen	LB	Mississippi
16	398	Rex Keeling	K	Samford
17	423	Larry Lee	WR	Texas A&M

Draft Notes

General Manager: Don Klosterman
 • 1b – Pick acquired from Dallas along with second round pick (49 overall) and two fifth round picks (118 and 127 overall) for T Ralph Neely
 • 2b – Pick acquired from Dallas (see 1b)
 • 5b – Pick acquired from Dallas (see 1b)
 • 5c – Pick acquired from Dallas (see 1b)
 • 8b – Pick acquired from Oakland
 • 10b – Pick acquired from Kansas City for C Wayne Frazier in 1966
 • 12 – Pick traded to Buffalo
 • 13 – Pick traded to Buffalo

1966 Redshirt Draft

Rd.	Pick	Player	Pos.	College
1		Tom Fisher	LB	Tennessee
2		Tim Van Galder	QB	Iowa State
3		Ralph Dunlop	T	Baylor
4		Bill Davis	QB	Lamar Tech
5		Richard Gover	T	Virginia State
6		John Gary	T	Grambling
7		Clyde Pettaway	T	North Carolina A&T
8		Roger Marshall	QB	Baylor
9		Lee Garner	LB	Mississippi
10		Dan Goich	T	California
11		Charles Arkwright	T	Georgia

Draft Notes

General Manager: Don Klosterman

1966

Rd.	Pick	Player	Pos.	College
1	5	Tommy Nobis	LB	Texas
2	12	Stan Hindman	G	Mississippi
3	21	George Rice	DT	Louisiana State
4	28	George Allen	T	West Texas State
5	37	Hoyle Granger	FB	Mississippi State
6	45	Dave Long	E	Iowa
7	54	Hartwell Menefee	DB	New Mexico State
8	67	Dan Bland	DB	Mississippi State
9	77	Dick Suffell	DB	S.W. Texas State
10	86	Wilbur Aylor	G	S.W. Texas State
11	95	Monte Ledbetter	E	N.W. Louisiana
12	104	Harry Day	E	Memphis State
13	113	Fred Zimmerman	LB	Toledo
14	122	Butch Lince	T	North Dakota
15	131	Tommy Dillard	T	Austin Peay
16	140	Steve Smith	E	Michigan
17	149	Lyle Loebach	T	Simpson
18	158	Ed Buzzell	QB	Ottawa
19	167	Frank Fuller	T	Drake
20	176	Dave Odegaard	T	Bemidji State

Draft Notes

General Manager: Don Klosterman

ALL-TIME DRAFT SELECTIONS

1965 Redshirt Draft

Rd.	Pick	Player	Pos.	College
1		Donny Anderson	HB	Texas Tech
2		Glen Ray Hines	T	Arkansas
3		Mike Shinn	E	Kansas
4		Ollie Cordill	QB	Memphis State
5		Jerry Crumpler	T	Missouri
6		(Pick to Oakland)		
7		Leo Lowery	FB	Texas Tech
8		Len Sears	T	South Carolina
9		Tom Bleick	HB	Georgia Tech
10		George Hafner	QB	McNeese State
11		Bill Anderson	QB	Tulsa
12		Harlan Lane	E	Baylor

Draft Notes

General Manager: Carroll Martin

1965

Rd.	Pick	Player	Pos.	College
1	2	Lawrence Elkins	E	Baylor
2a	10	Malcolm Walker	C	Rice
2b	15	Ralph Neely	T	Oklahoma
3	18	Ernie Koy	HB	Texas
4	26	Bobby Maples	LB	Baylor
5	34	Frank Molden	T	Jackson State
6	42	Dennis Murphy	T	Florida State
7		(Pick to Kansas City)		
8a	58	Ray Ogden	HB	Alabama
8b	59	Roy Hilton	LB	Jackson State
9	66	George Kinney	DT	Wiley
10	74	Maxie Williams	G	S.E. Louisiana
11		(Pick to Oakland)		
12	90	Bob Reed	G	Tennessee State
13	98	Bob Felts	HB	Florida A&M
14	106	Norman Evans	T	Texas Christian
15	114	Tony Guillory	LB	Lamar Tech
16	122	Junior Coffey	RB	Washington
17	130	Jim Grisham	FB	Oklahoma
18a	138	Russ Mundy	FB	West Texas State
18b	143	Russell Wayt	LB	Rice
19	146	Frank Fox	T	Sam Houston State
20	154	Gus Brezina	G	Houston

Draft Notes

General Manager: Carroll Martin

- 2b – Pick acquired from Boston
- 7 – Pick traded to Kansas City
- 8b – Pick acquired from Oakland
- 11 – Pick traded to Oakland

1964

Rd.	Pick	Player	Pos.	College
1	6	Scott Appleton	DT	Texas
2a	9	Charley Taylor	HB	Arizona State
2b	14	Billy Truax	E	Louisiana State
3	22	Bobby Crenshaw	G	Baylor
4	30	Ode Burrell	HB	Mississippi State
5a	33	John Varnell	DT	West Texas State
5b	38	Sid Blanks	HB	Texas A&I
6	46	Dave Wilcox	DE	Oregon
7	54	(Traded to Denver)		
8	62	Ezell Seals	HB	Prairie View
9	70	Jerry Burton	HB	N.W. Louisiana
10	78	Sammy Odeom	LB	N.W. Louisiana
11	86	Owen Dejanovich	G	Arizona State
12	94	Benny Nelson	DB	Alabama
13	102	(Traded to Kansas City)		
14	110	Ken Henson	C	Texas Christian
15	118	Pat Crain	FB	Clemson
16	126	Bill Munson	QB	Utah State
17	134	Dick Leeuwenburg	T	Stanford

18	142	Bob Nichols	T	Stanford
19	150	Carl Robinson	T	Prairie View
20	158	Pete Jaquess	DB	Eastern New Mexico
21	166	Jerry Cole	E	S.W. Texas State
22	174	Ed Kessler	FB	North Carolina
23	182	Jim Whitehead	T	Georgia
24	190	John Garrett	LB	Oklahoma
25	198	Dick Bowe	T	Rice
26	206	Alex Zenko	T	Kent State

Draft Notes

General Manager: Carroll Martin

- 2a, 5a – Picks acquired from Denver
- 7 – Pick traded to Denver
- 13 – Pick traded to Kansas City

1963

Rd.	Pick	Player	Pos.	College
1	6	Danny Brabham	LB	Arkansas
2	15	Don Estes	T	Louisiana State
3	22	Jerry Cook	HB	Texas
4a	25	Lee Roy Caffey	LB	Texas A&M
4b	31	Jerry Hopkins	C	Texas A&M
5a	33	Homer Jones	RB	Texas Southern
5b	38	Don Chuy	T	Clemson
6	47	Lionel Aldridge	DE	Utah State
7	54	Johnny Baker	LB	Mississippi State
8	63	Jim Burson	HB	Auburn
9	70	Ed Burke	T	Notre Dame
10	78	(Traded to Denver)		
11a	84	Tom Brown	G	Pittsburgh
11b	86	(Traded to Boston)		
12	95	(Traded to Oakland)		
13	102	(Traded to Oakland)		
14	111	Don Trull	QB	Baylor
15	118	No choice		
16	127	Rex Benson	T	Miami
17	134	Jerry Griffin	E	Louisiana Tech
18	143	Paul Lea	HB	Oklahoma
19	150	Bob Hoover	HB	Florida
20	159	Wayne Lee	C	Oklahoma
21	166	Staley Faulkner	T	Texas
22	175	Sam Byer	LB	Texas A&M
23	182	Gene Raesz	E	Rice
24	191	Bob Burton	T	Grambling
25	198	Gary Kaltenbach	T	Pittsburgh
26	207	Dave Thiesen	HB	Nebraska
27	214	Al Hildebrand	T	Stanford
28	223	Tim Stein	C	Miami (Ohio)
29	230	Oliver Ross	T	West Texas State

Draft Notes

General Manager: Frank "Pop" Ivy

- 4a, 5a – Picks acquired from Oakland
- 10 – Pick traded to Denver
- 11a – Pick acquired from Buffalo
- 11b – Pick traded to Boston
- 12, 13 – Picks traded to Oakland
- 15 – Pick used on underclassman (HB Joe Don Looney, Oklahoma)

1962

Rd.	Pick	Player	Pos.	College
1	7	Ray Jacobs	DT	Howard Payne
2	15	Earl Gros	FB	Louisiana State
3	23	Pete Case	T	Georgia
4a	30	Gary Cutsinger	DE	Oklahoma State
4b	31	(Traded to San Diego)		
5	39	Bill Rice	E	Alabama
6	47	Ray Pinion	G	Texas Christian
7	55	Gus Gonzales	G	Tulane
8	63	Clyde Brock	DT	Utah State
9	71	Larry Onesti	LB	Northwestern

ALL-TIME DRAFT SELECTIONS

10	79	Bob Moses	E	Texas
11	87	John Thomas	G	McMurry
12	95	Jack Collins	HB	Texas
13	103	Royce Cassell	E	New Mexico State
14	111	Glynn Griffing	QB	Mississippi
15	119	Ken Shaffer	T	Marquette
16	127	Bill Ray Adams	FB	Mississippi
17	135	Bill Miller	DT	N.M. Highlands
18	143	Art Perkins	HB	North Texas State
19	151	Bobby Jancik	DB	Lamar Tech
20	159	Joe Bob Isbell	G	Houston
21	167	Roland Jackson	FB	Rice
22	175	Ken Bolin	HB	Houston
23	183	Bill Van Buren	C	Iowa
24	191	Boyd Melvin	T	Northwestern
25	199	Bob Johnson	T	Rice
26	207	Harold Hays	G	Mississippi Southern
27	215	Roger McFarland	HB	Kansas
28	223	Gary Henson	E	Colorado
29	231	Ron Osborne	T	Clemson
30	239	Bob Clemens	HB	Pittsburgh
31	247	Al Kimbrough	HB	Northwestern
32	255	Bernard Wyatt	HB	Iowa
33	263	Al Lerderle	E	Georgia Tech
34	271	Don Talbert	T	Texas

Draft Notes

General Manager: Don Suman

- 4a – Pick acquired from Boston
- 4b – Pick traded to San Diego

1961

Rd.	Pick	Player	Pos.	College
1	8	Mike Ditka	E	Pittsburgh
2	16	Tom Goode	C	Mississippi State
3	24	Walter Suggs	T	Mississippi State
4	32	Bobby Walden	HB	Georgia
5	40	Monte Lee	LB	Texas
6	48	Jake Gibbs	QB	Mississippi
7	56	Dick Reynolds	T	North Carolina State
8	64	Houston Antwine	G	Southern Illinois
9	72	Ralph White	T	Bowling Green
10	80	Charles Lee	C	Iowa
11	88	Robert Bird	G	Bowling Green
12	96	Bob McLeod	E	Abilene Christian
13	104	Gerald Hinton	G	Louisiana Tech
14	112	Jimmy King	T	Clemson
15	120	Dennis Ferriter	C	Marquette
16	128	Larry Wood	HB	Northwestern
17	136	Sam Fewell	T	South Carolina
18	144	Ike Grimsley	HB	Michigan State
19	152	Myron Pearson	HB	Colorado
20	160	Lewis Johnson	HB	Florida A&M
21	168	Ron Miller	QB	Wisconsin
22	176	Bob Kelly	E	New Mexico State
23	184	James Anderson	FB	Mississippi
24	192	Ken Gregory	E	Whittier
25	200	Jack Kreider	HB	Tulsa
26	208	Don Fuell	QB	Mississippi Southern
27	216	Boyd King	C	Rice
28	224	John Frongillo	C	Baylor
29a	229	Tom Lewis	E	Lake Forest
29b	232	Errol Linden	DE	Houston
30	240	Jim Stroud	T	Rice

Draft Notes

General Manager: Don Suman

- 29a – Pick acquired from N.Y. Titans

1960**First Selections**

Player	Pos.	College
Peter Arena	G	Northwestern
Dick Bass	HB	Pacific West
William Bohler	T	St. Ambrose
Larry Cadwell	T	Louisville
Billy Cannon	HB	Louisiana State
Doug Cline	LB	Clemson
DeJustice Coleman	HB	Illinois
Bob Crandall	HB	New Mexico
Cleatus Drinnon	C	Hardin-Simmons
John Gremer	G	Illinois
George Herring	T	North Texas State
Don Hitt	C	Oklahoma State
Steve Johnson	QB	Pepperdine
John Lands	E	Montana
Jacky Lee	QB	Cincinnati
Bruce Maher	HB	Detroit
Don Mattson	T	Southern California
Mike McGee	G	Duke
Hugh McInnis	E	Mississippi State
Max Messner	T	Cincinnati
George Mulholland	E	New Mexico State
Gary O'Steen	HB	Alabama
Gene Prebola	E	Boston University
Palmer Pyle	T	Michigan State
William Roach	T	Texas Christian
Christian Simms	E	Rutgers
Phillip Snowden	QB	Missouri
Don Underwood	T	McNeese State
Duane Whetstone	FB	George Washington
Bob White	FB	Ohio State
Maury Youmans	T	Syracuse

Second Selections

Player	Pos.	College
Clair Branch	RB	Texas
Dave Chamberlain	HB	Miami (Ohio)
Stan Fanning	DE	Idaho
Don Cochran	T	Alabama
Jim Glasgow	T	Jackson State
Dave Graham	E	Virginia
Bob Haas	HB	Missouri
Lowell Hughes	QB	Kent State
Dale Johannson	T	Augustana
Jim Marshall	DT	Ohio State
Ron Morrison	T	New Mexico
Jerry Muennink	C	Texas
Paul Oglesby	T	UCLA
John Peppercorn	E	Kansas
Bob Peterson	C	Oregon
Bob Talamini	G	Kentucky
Bob Towns	E	Georgia
Bob Wasden	E	Auburn
Jim Welch	HB	Southern Methodist
Jim Wolff	HB	Panhandle A&M

Draft Notes

General Manager: (none)

ALL-TIME TITANS/OILERS PICKS BY UNIVERSITY (1960-PRESENT)

School	Picks	School	Picks	School	Picks	School	Picks
Texas	20	Southern Mississippi	6	Mississippi Southern	2	La Verne	1
Auburn	15	Tulane	6	Nicholls State	2	Lake Forest	1
Oklahoma	15	Utah State	6	North Carolina A&T	2	Liberty	1
Alabama	14	Fresno State	5	North Dakota State	2	Marshall	1
Baylor	14	Iowa State	5	North Texas State	2	Maryland-Eastern Shore	1
Louisiana State	14	Jackson State	5	Northern Arizona	2	Massachusetts	1
Penn State	14	Louisiana Tech	5	Southwest Missouri	2	McMurry	1
Michigan State	13	Minnesota	5	Samford	2	Minnesota State-Mankato	1
Mississippi	13	New Mexico State	5	South Carolina State	2	Minnesota-Duluth	1
Rice	13	Texas Tech	5	South Dakota State	2	Morningside	1
Georgia	12	Washington State	5	Southern	2	North Dakota	1
Houston	12	Arizona State	4	Texas A&M-Kingsville	2	Northeast Louisiana	1
Mississippi State	12	Boston College	4	Toledo	2	Northeast Missouri	1
Southern California	12	Brigham Young	4	Troy State	2	Northeast Oklahoma	1
Tennessee	12	Cincinnati	4	Texas-El Paso	2	Northern Colorado	1
Texas A&M	12	Colorado	4	Wake Forest	2	Northern Iowa	1
Miami (Fla.)	11	Colorado State	4	Wyoming	2	Northwest Missouri State	1
Northwestern	11	Lamar	4	Air Force	1	New Mexico Highlands	1
Clemson	10	Prairie View	4	Akron	1	Nevada	1
Florida State	10	Syracuse	4	Alabama-Birmingham	1	Oregon State	1
Illinois	10	Tennessee State	4	Angelo State	1	Ottawa	1
Pittsburgh	10	Texas Southern	4	Appalachian State	1	Pacific West	1
Purdue	10	Tulsa	4	Arkansas AM&N	1	Panhandle A&M	1
Stanford	10	Virginia	4	Arkansas Tech	1	Pepperdine	1
Wisconsin	10	Virginia Tech	4	Augustana	1	Portland State	1
Florida	9	Western Kentucky	4	Austin Peay	1	Richmond	1
Michigan	9	East Carolina	3	Bemidji State	1	Sam Houston State	1
Missouri	9	Florida A&M	3	Benedict	1	Santa Clara	1
Notre Dame	9	Johnson Smith	3	Bishop	1	Shepherd	1
Texas Christian	9	McNeese State	3	Boise State	1	Simpson	1
West Virginia	9	Montana	3	Boston University	1	Southeast Louisiana	1
Arizona	8	Morgan State	3	Brown	1	Southeast Missouri State	1
California	8	New Mexico	3	Cal State-Chico	1	Southern Illinois	1
Grambling State	8	North Carolina Central	3	California, Pa.	1	Southern Utah	1
Iowa	8	Northern Illinois	3	Cameron	1	St. Ambrose	1
Miami (Ohio)	8	Northwestern State (La.)	3	Central Arkansas	1	Tampa	1
Nebraska	8	Rutgers	3	Central Florida	1	Temple	1
Ohio State	8	Southwest Texas State	3	Charlotte	1	Tennessee-Martin	1
UCLA	8	Stephen F. Austin	3	Cheyney	1	Texas A&I	1
Utah	8	West Texas State	3	Concordia College (Minn.)	1	Vanderbilt	1
Kentucky	7	Abilene Christian	2	Connecticut	1	Villanova	1
North Carolina State	7	Alabama State	2	Detroit	1	Virginia State	1
Oklahoma State	7	Ball State	2	Drake	1	Washburn	1
Oregon	7	Bowling Green	2	East Texas State	1	Washington (Mo.)	1
Washington	7	California-Davis	2	Eastern Michigan	1	West Texas State	1
Alcorn State	6	Chattanooga	2	Eastern New Mexico	1	West Virginia State	1
Arkansas	6	Duke	2	Eastern Washington	1	West Virginia Tech	1
Georgia Tech	6	Humboldt State	2	Florida Atlantic	1	Western Michigan	1
Hawaii	6	Indiana	2	Florida International	1	Whittier	1
Kansas	6	Kansas State	2	George Washington	1	Widener	1
Louisville	6	Kent State	2	Hardin-Simmons	1	Wiley	1
Maryland	6	Lincoln	2	Howard Payne	1	William & Mary	1
North Carolina	6	Marquette	2	Idaho	1	Winston-Salem State	1
South Carolina	6	Memphis State	2	Jacksonville State	1	Wisconsin-Oshkosh	1
Southern Methodist	6	Middle Tennessee State	2	Kalamazoo	1	Wisconsin-Stout	1

TITANS TRADE HISTORY SINCE 1997

2023 TRADES

Trade Date/Teams	Compensation	Overall	Player Selected	Note
1. April 28, 2023 (Draft Day Trade)				
Tennessee Receives:	Draft Choice:	Round 2, 2023	#33 QB Will Levis	Pick originally from Houston
	Draft Choice:	Round 3, 2023	#81 RB Tyjae Spears	Pick originally from Detroit
Arizona Receives:	Draft Choice:	Round 2, 2023	#41 OLB B.J. Ojulari	
	Draft Choice:	Round 3, 2023	#72 DB Garrett Williams	
	Draft Choice:	Round 3, 2024		

2022 TRADES

Trade Date/Teams	Compensation	Overall	Player Selected	Note
1. March 23, 2022				
Tennessee Receives:	Player:		WR Robert Woods	
L.A. Rams Receive:	Draft Choice:	Round 6, 2023	#189 OLB Ochaun Mathis	
2. April 28, 2022 (Draft Day Trade)				
Tennessee Receives:	Draft Choice:	Round 1, 2022	#18 WR Treyton Burks	Pick originally from New Orleans
	Draft Choice:	Round 3, 2022	#101 TE Jeremy Ruckert	Pick originally a New Orleans compensatory selection; traded to NY Jets
Philadelphia Receives:	Player:		WR A.J. Brown	
3. April 28, 2022 (Draft Day Trade)				
Tennessee Receives:	Draft Choice:	Round 2, 2022	#35 CB Roger McCreary	
	Draft Choice:	Round 3, 2022	#69 OL Nicholas Petit-Frere	
	Draft Choice:	Round 5, 2022	#163 WR Kyle Phillips	Pick originally from Pittsburgh
N.Y. Jets Receive:	Draft Choice:	Round 1, 2022	#26 OLB Jermaine Johnson	
	Draft Choice:	Round 3, 2022	#101 TE Jeremy Ruckert	Pick originally a New Orleans compensatory selection
4. April 29, 2022 (Draft Day Trade)				
Tennessee Receives:	Draft Choice:	Round 3, 2022	#86 QB Malik Willis	
Las Vegas Receives:	Draft Choice:	Round 3, 2022	#90 G Dylan Parham	
	Draft Choice:	Round 5, 2022	#169 RB Ty Chandler	Pick traded to Minnesota
5. Aug. 17, 2022				
Tennessee Receives:	Player:		S Tyree Gillespie	
Las Vegas Receives:	Draft Choice:	Round 7, 2024	Conditional draft choice	
6. Aug. 24, 2022				
Tennessee Receives:	Player:		DB Ugo Amadi	
	Draft Choice:	Round 7, 2024		
Philadelphia Receives:	Draft Choice:	Round 6, 2024		
7. Aug. 29, 2022				
Tennessee Receives:	Player:		OL Dennis Daley	
	Draft Choice:	Round 7, 2024		
Carolina Receives:	Draft Choice:	Round 5, 2024		

2021 TRADES

Trade Date/Teams	Compensation	Overall	Player Selected	Note
1. March 17, 2021				
Tennessee Receives:	Draft Choice:	Round 7, 2021	#232 DT Phil Hoskins	Pick originally from Atlanta; traded to Carolina
Miami Receives:	Player:	T Isaiah Wilson		
	Draft Choice:	Round 7, 2022	#247 QB Skylar Thompson	
2. April 30, 2021 (Draft Day Trade)				
Tennessee Receives:	Draft Choice:	Round 3, 2021	#92 ILB Monty Rice	
	Draft Choice:	Round 4, 2021	#135 OLB Rashad Weaver	
Green Bay Receives:	Draft Choice:	Round 3, 2021	#85 WR Amari Rodgers	
3. May 1, 2021 (Draft Day Trade)				
Tennessee Receives:	Draft Choice:	Round 4, 2021	#109 WR Dez Fitzpatrick	Pick originally from Houston
Carolina Receives:	Draft Choice:	Round 4, 2021	#126 RB Chuba Hubbard	
	Draft Choice:	Round 5, 2021	#166 DB Keith Taylor	
	Draft Choice:	Round 7, 2021	#232 DT Phil Hoskins	Pick originally from Atlanta through Miami

TITANS TRADE HISTORY SINCE 1997

4. June 6, 2021

Tennessee Receives:	Player:	WR Julio Jones			
	Draft Choice:	Round 6, 2023	#186	OL Jaelyn Duncan	
Atlanta Receives:	Draft Choice:	Round 2, 2022	#58	LB Troy Andersen	
	Draft Choice:	Round 4, 2023	#110	DT Adetomiwa Adebawore Pick traded to Indianapolis	

2020 TRADES

Trade Date/Teams	Compensation	Overall	Player Selected	Note	
1. March 19, 2020					
Tennessee Receives:	Draft Choice:	Round 7, 2020	#237	CB Thakarius Keyes	Pick originally from New England; traded to Kansas City
Denver Receives:	Player:	DT Jurrell Casey			
2. April 25, 2020 (Draft Day Trade)					
Tennessee Receives:	Draft Choice:	Round 6, 2021	#215	S Brady Breeze	Pick originally from New England through Denver
Kansas City Receives:	Draft Choice:	Round 7, 2020	#237	CB Thakarius Keyes	
3. Oct. 14, 2020					
Tennessee Receives:	Draft Choice:	Round 6, 2021	#185	LB Nick Niemann	Pick traded to L.A. Chargers
Jacksonville Receives:	Draft Choice:	Round 7, 2021	#249	WR Ben Skowronek	Pick traded to L.A. Rams
	Player:	OLB Kamalei Correa			
4. Nov. 2, 2020					
Tennessee Receives:	Player:	CB Desmond King II			
L.A. Chargers Receive:	Draft Choice:	Round 6, 2021	#185	LB Nick Niemann	Pick originally from Jacksonville

2019 TRADES

Trade Date/Teams	Compensation	Overall	Player Selected	Note	
1. March 15, 2019					
Tennessee Receives:	Player:	QB Ryan Tannehill			
	Draft Choice:	Round 6, 2019	#188	LB David Long	
Miami Receives:	Draft Choice:	Round 7, 2019	#233	RB Chandler Cox	
	Draft Choice:	Round 4, 2020	#135	G Kevin Dotson	Pick traded to Pittsburgh
2. April 27, 2019 (Draft Day Trade)					
Tennessee Receives:	Draft Choice:	Round 4, 2019	#116	DB Amani Hooker	Pick originally from Miami through New Orleans
	Draft Choice:	Round 5, 2019	#168	OLB D'Andre Walker	
N.Y. Jets Receive:	Draft Choice:	Round 4, 2019	#121	TE Trevon Wesco	Pick originally from New Orleans
	Draft Choice:	Round 5, 2019	#157	LB Blake Cashman	
3. August 29, 2019					
Tennessee Receives:	Player:	OLB Reggie Gilbert			
Green Bay Receives:	Draft Choice:	Round 6, 2020	#208	C Jake Hanson	
4. August 31, 2019					
Tennessee Receives:	Draft Choice:	Round 7, 2020	#224	QB Cole McDonald	
Cleveland Receives:	Player:	WR Taywan Taylor			

2018 TRADES

Trade Date/Teams	Compensation	Overall	Player Selected	Note	
1. April 26, 2018 (Draft Day Trade)					
Tennessee Receives:	Draft Choice:	Round 1, 2018	#22	LB Rashaan Evans	Pick originally from Kansas City through Buffalo
	Draft Choice:	Round 6, 2018	#215	C Bradley Bozeman	
Baltimore Receives:	Draft Choice:	Round 1, 2018	#25	TE Hayden Hurst	Pick traded to Philadelphia
	Draft Choice:	Round 4, 2018	#125	DB Avonte Maddox	
2. April 27, 2018 (Draft Day Trade)					
Tennessee Receives:	Draft Choice:	Round 2, 2018	#41	OLB Harold Landry	Pick traded to L.A. Rams
Oakland Receives:	Draft Choice:	Round 2, 2018	#57	DT P.J. Hall	
	Draft Choice:	Round 3, 2018	#89	T Joseph Noteboom	
3. April 28, 2018 (Draft Day Trade)					
Tennessee Receives:	Draft Choice:	Round 5, 2018	#152	DB Dane Cruikshank	Pick originally from Baltimore
Baltimore Receives:	Draft Choice:	Round 5, 2018	#162	WR Jordan Lasley	
	Draft Choice:	Round 6, 2018	#215	C Bradley Bozeman	

TITANS TRADE HISTORY SINCE 1997

4. August 28, 2018

Tennessee Receives: Player: OLB Kamalei Correa
 Baltimore Receives: Draft Choice: Round 6, 2019 DB Marcus Epps Pick traded to Minnesota

2017 TRADES

Trade Date/Teams	Compensation	Overall	Player Selected	Note
1. April 28, 2017 (Draft Day Trade)				
Tennessee Receives:	Draft Choice:	Round 3, 2017	#72 WR Taywan Taylor	Pick originally from Carolina
	Draft Choice:	Round 6, 2017	#200 T Adam Bisnowaty	Pick traded to N.Y. Giants; originally from Indianapolis
New England Receives:	Draft Choice:	Round 3, 2017	#83 DE Derek Rivers	
	Draft Choice:	Round 4, 2017	#124 LB Jalen Reeves-Maybin	Pick traded to Detroit
2. April 29, 2017 (Draft Day Trade)				
Tennessee Receives:	Draft Choice:	Round 5, 2017	#155 LB Jayon Brown	
Philadelphia Receives:	Draft Choice:	Round 5, 2017	#164 G Isaac Asiata	Pick traded to Miami
	Draft Choice:	Round 6, 2017	#214 DT Elijah Qualls	Pick originally from Atlanta
3. April 29, 2017 (Draft Day Trade)				
Tennessee Receives:	Draft Choice:	Round 6, 2017	#207 DB Brandon Wilson	Pick traded to Cincinnati
	Draft Choice:	Round 7, 2017	#241 RB Khalfani Muhammad	
N.Y. Giants Receive:	Draft Choice:	Round 6, 2017	#200 T Adam Bisnowaty	Pick originally from Indianapolis through New England
4. April 29, 2017 (Draft Day Trade)				
Tennessee Receives:	Draft Choice:	Round 6, 2017	#217 OL Corey Levin	Compensatory pick
	Draft Choice:	Round 7, 2017	#227 OLB Josh Carraway	
Cincinnati Receives:	Draft Choice:	Round 6, 2017	#207 DB Brandon Wilson	Pick originally from N.Y. Giants
5. Sept. 1, 2017				
Tennessee Receives:	Player:	DE David King		
Kansas City Receives:	Draft Choice:	Round 7, 2018	#243 DB Keion Crossen	Conditional draft choice; traded to New England

2016 TRADES

Trade Date/Teams	Compensation	Overall	Player Selected	Note
1. March 9, 2016				
Tennessee Receives:	Player:	RB DeMarco Murray		
	Draft Choice:	Round 4, 2016	#113 LB Nick Kwiatkoski	Pick traded from Tennessee to Los Angeles to
Philadelphia Receives:	Draft Choice:	Round 4, 2016	#100 QB Connor Cook	Pick traded from Philadelphia to Cleveland to Oakland Chicago
2. April 14, 2016				
Tennessee Receives:	Draft Choice:	Round 1, 2016	#15 WR Corey Coleman	Pick traded from Tennessee to Cleveland
	Draft Choice:	Round 2, 2016	#43 DL Austin Johnson	Pick originally from Philadelphia
	Draft Choice:	Round 2, 2016	#45 RB Derrick Henry	
	Draft Choice:	Round 3, 2016	#76 T Shon Coleman	Pick traded from Tennessee to Cleveland
	Draft Choice:	Round 1, 2017	#5 WR Corey Davis	
	Draft Choice:	Round 3, 2017	#100 TE Jonnu Smith	Compensatory pick
Los Angeles Receives:	Draft Choice:	Round 1, 2016	#1 QB Jared Goff	
	Draft Choice:	Round 4, 2016	#113 LB Nick Kwiatkoski	Pick originally from Philadelphia; traded from Los Angeles to Chicago
	Draft Choice:	Round 6, 2016	#177 TE Temarrick Hemingway	
3. April 28, 2016 (Draft Day Trade)				
Tennessee Receives:	Draft Choice:	Round 1, 2016	#8 T Jack Conklin	Pick originally from Miami through Philadelphia
	Draft Choice:	Round 6, 2016	#176 RB Andy Janovich	Pick traded from Tennessee to Denver
Cleveland Receives:	Draft Choice:	Round 1, 2016	#15 WR Corey Coleman	Pick originally from Los Angeles
	Draft Choice:	Round 3, 2016	#76 T Shon Coleman	Pick originally from Los Angeles
	Draft Choice:	Round 2, 2017	#52 QB DeShone Kizer	
4. April 30, 2016 (Draft Day Trade)				
Tennessee Receives:	Draft Choice:	Round 5, 2016	#157 CB LeShaun Sims	Pick originally from N.Y. Jets
	Draft Choice:	Round 7, 2016	#253 CB Kalan Reed	
Denver Receives:	Draft Choice:	Round 6, 2016	#176 RB Andy Janovich	Pick originally from Cleveland
	Draft Choice:	Round 6, 2017	#203 RB De'Angelo Henderson	

TITANS TRADE HISTORY SINCE 1997

5. Aug. 16, 2016

Tennessee Receives:	Player:	G/T Dennis Kelly
Philadelphia Receives:	Player:	WR Dorial Green-Beckham

2015 TRADES

Trade Date/Teams	Compensation	Overall	Player Selected	Note
1. May 1, 2015 (Draft Day Trade)				
Tennessee Receives:	Draft Choice:	Round 2, 2015	#40	WR Dorial Green-Beckham
	Draft Choice:	Round 4, 2015	#108	FB Jalston Fowler
	Draft Choice:	Round 7, 2015	#245	WR Tre McBride
New York Giants Receive:	Draft Choice:	Round 2, 2015	#33	S Landon Collins
				Pick originally from Denver
2. Sept. 4, 2015				
Tennessee Receives:	Draft Choice:	Round 6, 2016	#193	G Sebastian Tretola
	Draft Choice:	Round 6, 2017	#214	DT Elijah Qualls
Atlanta Receives:	Player:	G Andy Levitre		Pick traded to Philadelphia
3. Sept. 6, 2015				
Tennessee Receives:	Player:	RB Terrance West		
Cleveland Receives:	Draft Choice:	Conditional 2016 Pick	(none)	Conditions not met for Cleveland to receive pick

2014 TRADES

Trade Date/Teams	Compensation	Overall	Player Selected	Note
1. May 9, 2014 (Draft Day Trade)				
Tennessee Receives:	Draft Choice:	Round 2, 2014	#54	RB Bishop Sankey
	Draft Choice:	Round 4, 2014	#122	DB Marqueston Huff
Philadelphia Receives:	Draft Choice:	Round 2, 2014	#42	WR Jordan Matthews
2. May 10, 2014 (Draft Day Trade)				
Tennessee Receives:	Draft Choice:	Round 6, 2014	#178	QB Zach Mettenberger
Washington Receives:	Draft Choice:	Round 6, 2014	#186	RB Lache Seastrunk
	Draft Choice:	Round 7, 2014	#228	K Zach Hocker
3. Aug. 30, 2014				
Tennessee Receives:	Draft Choice:	Conditional 2015 Pick	(none)	Conditions not met for Tennessee to receive pick
Dallas Receives:	Player:	DE Lavar Edwards		
4. Oct. 22, 2014				
Tennessee Receives:	Draft Choice:	Round 6, 2015	#208	C Andy Gallik
New England Receives:	Player:	LB Akeem Ayers		
	Draft Choice:	Round 7, 2015	#219	ILB Hayes Pullard
				Pick by Cleveland after trade from New England

2013 TRADES

Trade Date/Teams	Compensation	Overall	Player Selected	Note
1. April 26, 2013 (Draft Day Trade)				
Tennessee Receives:	Draft Choice:	Round 2, 2013	#34	WR Justin Hunter
San Francisco Receives:	Draft Choice:	Round 2, 2013	#40	DE Cornelius Carradine
	Draft Choice:	Round 7, 2013	#216	WR Charles Johnson
	Draft Choice:	Round 3, 2014	#77	LB Chris Borland
				Pick by Green Bay after trade from SF

2012 TRADES

Trade Date/Teams	Compensation	Overall	Player Selected	Note
1. April 28, 2012 (Draft Day Trade)				
Tennessee Receives:	Draft Choice:	Round 5, 2012	#145	TE Taylor Thompson
Miami Receives:	Draft Choice:	Round 5, 2012	#155	LB Josh Kaddu
	Draft Choice:	Round 7, 2012	#227	WR Rishard Matthews
2. April 28, 2012 (Draft Day Trade)				
Tennessee Receives:	Draft Choice:	Round 7, 2012	#211	DE Scott Solomon
Minnesota Receives:	Draft Choice:	Round 6, 2013	#176	T David Quessenberry
				Pick by Houston after trade from MIN to AZ to OAK to HOU

TITANS TRADE HISTORY SINCE 1997

2011 TRADES

Trade Date/Teams	Compensation	Overall	Player Selected	Note
1. Sept. 3, 2011				
Tennessee Receives:	Player:		FB Quinn Johnson	
Green Bay Receives:	Draft Choice:		Conditional 2012 Pick (none)	Conditions not met for Green Bay to receive pick

2010 TRADES

Trade Date/Teams	Compensation	Overall	Player Selected	Note
1. April 24, 2010 (Draft Day Trade)				
Tennessee Receives:	Draft Choice:	Round 4, 2010	#104 CB Alterraun Verner	
	Draft Choice:	Round 6, 2010	#176 QB Rusty Smith	
Seattle Receives:	Draft Choice:	Round 4, 2010	#111 DB Walter Thurmond	
	Draft Choice:	Round 6, 2010	#185 TE Anthony McCoy	
	Player:		RB LenDale White	
	Player:		DT Kevin Vickerson	

2009 TRADES

Trade Date/Teams	Compensation	Overall	Player Selected	Note
1. April 26, 2009 (Draft Day)				
Tennessee Receives:	Draft Choice:	Round 3, 2009	#89 TE Jared Cook	
New England Receives:	Draft Choice:	Round 2, 2010	#47 LB Daryl Washington	Pick later traded to Arizona

2008 TRADES

Trade Date/Teams	Compensation	Overall	Player Selected	Note
1. April 26, 2008 (Draft Day)				
Tennessee Receives:	Draft Choice:	Round 4, 2008	#126 WR Lavelle Hawkins	
Dallas Receives:	Player:		CB Pacman Jones	
	Draft Choice:	Round 5, 2009	#166 DB Michael Hamlin	
2. April 27, 2008 (Draft Day)				
Tennessee Receives:	Draft Choice:	Round 4, 2008	#103 DE William Hayes	Pick originally from Atlanta
Washington Receives:	Draft Choices:	Round 4, 2008	#124 CB Justin Tryon	
	Draft Choice:	Round 5, 2008	#157 G Roy Schuening	Pick later traded to St. Louis

2007 TRADES

Trade Date/Teams	Compensation	Overall	Player Selected	Note
1. Sept. 11, 2007				
Tennessee Receives:	Player:		DE Bryce Fisher	
Seattle Receives:	Draft Choice:	Round 6, 2008	#189 LS Tyler Schmitt	

2006 TRADES

Trade Date/Teams	Compensation	Overall	Player Selected	Note
1. April 29, 2006 (Draft Day)				
Tennessee Receives:	Draft Choice:	Round 2, 2006	#45 RB LenDale White	
	Draft Choice:	Round 4, 2006	#116 LB Stephen Tulloch	
Philadelphia Receives:	Draft Choice:	Round 2, 2006	#39 T Winston Justice	
2. April 30, 2006 (Draft Day)				
Tennessee Receives:	Draft Choice:	Round 6, 2007	#206 CB Ryan Smith	
Indianapolis Receives:	Draft Choice:	Round 7, 2006	#238 CB T.J. Rushing	Pick originally obtained from Ind. for Rocky Calmus
3. June 9, 2006				
Tennessee Receives:	Draft Choice:	Round 4, 2007	#128 WR Chris Davis	
Baltimore Receives:	Player:		QB Steve McNair	
4. Sept. 20, 2006				
Tennessee Receives:	Draft Choice:	Round 6, 2007	#204 DE Jacob Ford	
San Diego Receives:	Player:		QB Billy Volek	

TITANS TRADE HISTORY SINCE 1997

2005 TRADES

Trade Date/Teams	Compensation	Overall	Player Selected	Note
1. April 6, 2005				
Tennessee Receives:	Draft Choice:	Round 5, 2005	#150	T Daniel Loper
Kansas City Receives:	Player:	DE Carlos Hall		
2. April 23, 2005 (Draft Day)				
Tennessee Receives:	Draft Choice:	Round 2, 2005	#41	T Michael Roos
	Draft Choice:	Round 4, 2005	#113	T David Stewart
Detroit Receives:	Draft Choice:	Round 2, 2005	#37	DE Shaun Cody
3. July 19, 2005				
Tennessee Receives:	Player:	RB Travis Henry		
Buffalo Receives:	Draft Choice:	Round 3, 2006	#70	CB Ashton Youboty
4. Sept. 3, 2005				
Tennessee Receives:	Draft Choice:	Round 7, 2006	#238	CB T.J. Rushing
Indianapolis Receives:	Player:	LB Rocky Calmus		Pick traded back to Ind. on April 30, 2006

2004 TRADES

Trade Date/Teams	Compensation	Overall	Player Selected	Note
1. March 8, 2004				
Tennessee Receives:	Draft Choice:	Round 2, 2004	#42	DE Travis LaBoy
New York Jets Receive:	Player:	WR Justin McCareins		
2. April 24, 2004 (Draft Day)				
Tennessee Receives:	Draft Choice:	Round 2, 2004	#40	TE Ben Troupe
	Draft Choice:	Round 3, 2004	#71	DT Randy Starks
	Draft Choice:	Round 4, 2004	#103	DE Bo Schobel
	Draft Choice:	Round 5, 2004	#138	G Jacob Bell
Houston Receives:	Draft Choice:	Round 1, 2004	#27	DE Jason Babin
	Draft Choice:	Round 5, 2004	#159	T Sean Bubin
				Pick later traded to Jacksonville

2003 TRADES

Trade Date/Teams	Compensation	Overall	Player Selected	Note
1. April 27, 2003 (Draft Day)				
Tennessee Receives:	Draft Choice:	Round 5, 2003	#154	S Donnie Nicky
	Draft Choice:	Round 7, 2003	#225	T Todd Williams
New England Receives:	Draft Choice:	Round 5, 2003	#164	C Dan Koppen
	Draft Choice:	Round 6, 2003	#201	QB Kliff Kingsbury
	Draft Choice:	Round 7, 2003	#243	DT Ethan Kelley
				Pick originally from Houston
				Pick originally from St. Louis

2002 TRADES

Trade Date/Teams	Compensation	Overall	Player Selected	Note
1. April 20, 2002 (Draft Day)				
Tennessee Receives:	Draft Choice:	Round 1, 2002	#15	DT Albert Haynesworth
	Draft Choice:	Round 4, 2002	#115	CB Tony Beckham
N.Y. Giants Receive:	Draft Choice:	Round 1, 2002	#14	TE Jeremy Shockey

2001 TRADES

Trade Date/Teams	Compensation	Overall	Player Selected	Note
1. April 4, 2001				
Tennessee Receives:	Player:	DE Kevin Carter		
St. Louis Receives:	Draft Choice:	Round 1, 2001	#29	DT Ryan Pickett
2. Sept. 2, 2001				
Tennessee Receives:	Draft Choice:	Round 7, 2002	#240	DE Carlos Hall
Green Bay Receives:	Player:	DT Rod Walker		

TITANS TRADE HISTORY SINCE 1997

3. Sept. 2, 2001

Tennessee Receives:	Draft Choice:	Conditional Future Pick	(none)	Conditions not met for Tennessee to receive pick
Carolina Receives:	Player:	S Perry Phenix		

2000 TRADES

Trade Date/Teams	Compensation	Overall	Player Selected	Note
1. April 15, 2000 (Draft Day)				
Tennessee Receives:	Draft Choice:	Round 3, 2000	#68	TE Erron Kinney
	Draft Choice:	Round 5, 2000	#135	S Aric Morris
Philadelphia Receives:	Draft Choice:	Round 2, 2000	#61	G Bobby Williams
2. Aug. 27, 2000				
Tennessee Receives:	Player:	C Gennaro DiNapoli		
Oakland Receives:	Draft Choice:	Round 7, 2001	#229	WR Ken-Yon Rambo

1999 TRADES

Trade Date/Teams	Compensation	Overall	Player Selected	Note
1. April 17, 1999 (Draft Day)				
Tennessee Receives:	Draft Choice:	Round 2, 1999	#52	DT John Thornton
	Draft Choice:	Round 4, 1999	#117	CB Donald Mitchell
New England Receives:	Draft Choice:	Round 2, 1999	#46	RB Kevin Faulk

1998 TRADES

Trade Date/Teams	Compensation	Overall	Player Selected	Note
1. Sept. 1, 1998				
Tennessee Receives:	Draft Choice:	Round 7, 2000	#213	RB Mike Green
Chicago Receives:	Player:	LB Lemanski Hall		

1997 TRADES

Trade Date/Teams	Compensation	Overall	Player Selected	Note
1. Feb. 24, 1997				
Tennessee Receives:	Draft Choice:	Round 4, 1997	#98	WR Derrick Mason
	Draft Choice:	Round 6, 1997	#165	TE Nicky Savoie
Atlanta Receives:	Player:	QB Chris Chandler		Pick later traded to New Orleans
2. April 19, 1997 (Draft Day)				
Tennessee Receives:	Draft Choice:	Round 1, 1997	#18	DE Kenny Holmes
	Draft Choice:	Round 3, 1997	#81	T Scott Sanderson
	Draft Choice:	Round 4, 1997	#116	WR Keith Poole
	Draft Choice:	Round 6, 1997	#181	LB Dennis Stallings
Kansas City Receives:	Draft Choice:	Round 1, 1997	#13	TE Tony Gonzalez
	Draft Choice:	Round 4, 1997	#110	QB Pat Barnes
3. April 20, 1997 (Draft Day)				
Tennessee Receives:	Draft Choice:	Round 4, 1997	#107	DE Pratt Lyons
New Orleans Receives:	Draft Choice:	Round 4, 1997	#116	WR Keith Poole
	Draft Choice:	Round 6, 1997	#165	TE Nicky Savoie
				Pick originally from Kansas City
				Pick originally from Atlanta



Denico Autry was signed as an unrestricted free agent in 2021.

VETERAN FREE AGENCY HISTORY

2023

Free Agents Signed

ILB Azeez Al-Shaair (San Francisco)
 OL Daniel Brunskill (San Francisco)
 OL Andre Dillard (Philadelphia)
 LB Luke Gifford (Dallas)
 WR DeAndre Hopkins (Arizona)
 DT Jaleel Johnson (Atlanta)
 OLB Arden Key (Jacksonville)
 WR Chris Moore (Houston)
 CB Sean Murphy-Bunting (Tampa Bay)
 LB Ben Niemann (Arizona)
 TE Trevon Wesco (Chicago)

Free Agents Lost

OLB Tarell Basham (Cincinnati)
 T Le'Raven Clark (Pittsburgh)
 ILB Dylan Cole (Chicago)
 WR Chris Conley (San Francisco)
 T Dennis Daley (Arizona)
 G Nate Davis (Chicago)
 QB Joshua Dobbs (Cleveland)
 DE Mario Edwards Jr. (Seattle)
 TE Austin Hooper (Las Vegas)
 DB Lonnie Johnson Jr. (New Orleans)
 ILB David Long Jr. (Miami)
 DT Kevin Strong (Arizona)
 DE DeMarcus Walker (Chicago)

2022

Players Signed (7)

RB Trenton Cannon (San Francisco)
 TE Austin Hooper (Cleveland)
 OL Jamarco Jones (Seattle)
 LB Justin Lawler (L.A. Rams)
 WR Josh Malone (Green Bay)
 DB A.J. Moore (Houston)
 DL DeMarcus Walker (Houston)

Players Lost (11)

WR Cameron Batson (Atlanta)
 FB Khari Blasingame (Chicago)
 ILB Jayon Brown (Las Vegas)
 S Dane Cruikshank (Chicago)
 ILB Rashaan Evans (Atlanta)
 TE Anthony Firkser (Atlanta)
 RB D'Onta Foreman (Carolina)

WR Marcus Johnson (San Francisco)
 RB Jeremy McNichols (Atlanta)
 DT Kyle Peko (Las Vegas)
 OL David Quessenberry (Buffalo)

2021

Players Signed (22)

OLB Ola Adeniyi (Pittsburgh)
 DL Denico Autry (Indianapolis)
 LB B.J. Bello (L.A. Chargers)
 WR Fred Brown (Denver)
 DT Trevon Coley (N.Y. Jets)
 LS Morgan Cox (Baltimore)
 T Christian DiLauro (Pittsburgh)
 OLB Bud Dupree (Pittsburgh)
 S Matthias Farley (N.Y. Jets)
 DT Woodrow Hamilton IV (Carolina)
 DT Bruce Hector (Carolina)
 RB Brian Hill (Atlanta)
 CB Jackrabbit Jenkins (New Orleans)
 CB Kevin Johnson (Cleveland)
 DT Abry Jones (Jacksonville)
 CB Chris Jones (Minnesota)
 T Kendall Lamm (Cleveland)
 WR Kalija Lipscomb (Green Bay)
 CB Greg Mabin (Jacksonville)
 LB Justin March (Dallas)
 CB Kevin Peterson (Arizona)
 WR Josh Reynolds (L.A. Rams)

Players Lost (12)

OLB Jadeveon Clowney (Cleveland)
 WR Corey Davis (N.Y. Jets)
 DE Matt Dickerson (Las Vegas)
 G/C Jamil Douglas (Buffalo)
 DT DaQuan Jones (Carolina)
 DB Joshua Kalu (N.Y. Giants)
 CB Desmond King (Houston)
 CB Chris Milton (N.Y. Giants)
 TE MyCole Pruitt (San Francisco)
 WR Kalif Raymond (Detroit)
 TE Jonnu Smith (New England)
 CB Tye Smith (Minnesota)

2020

Players Signed (7)

OLB Vic Beasley, Jr. (Atlanta)

DB Ibraheim Campbell (Green Bay)
 DL Jack Crawford (Atlanta)
 LB Nick Dzubnar (L.A. Chargers)
 CB Johnathan Joseph (Houston)
 RB Seniorise Perry (Buffalo)
 T Ty Sambrailo (Atlanta)

Players Lost (6)

T Jack Conklin (Cleveland)
 WR Darius Jennings (L.A. Chargers)
 DL Austin Johnson (N.Y. Giants)
 QB Marcus Mariota (Las Vegas)
 WR Tajaé Sharpe (Minnesota)
 CB LeShaun Sims (Cincinnati)

2019

Players Signed (7)

DL Frank Herron (New England)
 TE Ryan Hewitt (Indianapolis)
 WR Cody Hollister (New England)
 WR Adam Humphries (Tampa Bay)
 G Rodger Saffold (L.A. Rams)
 DL Brent Urban (Baltimore)
 OLB Cameron Wake (Miami)

Players Lost (2)

TE Luke Stocker (Atlanta)
 G Quinton Spain (Buffalo)

2018

Players Signed (10)

CB Malcolm Butler (New England)
 WR Michael Campanaro (Baltimore)
 LB Will Compton (Washington)
 QB Blaine Gabbert (Arizona)
 RB Dion Lewis (New England)
 S Kendrick Lewis (Baltimore)
 DL Bennie Logan (Kansas City)
 G Kevin Pamphile (Tampa Bay)
 OL Xavier Su'a-Filo (Houston)
 WR Nick Williams (Atlanta)

Players Lost (3)

DB Curtis Riley (N.Y. Giants)
 QB Brandon Weeden (Houston)
 LB Avery Williamson (N.Y. Jets)

VETERAN FREE AGENCY HISTORY

2017

Players Signed (8)

LB Daren Bates (Oakland)
S Johnathan Cyprien (Jacksonville)
CB Demontre Hurst (Chicago)
OL Tim Lelito (New Orleans)
CB Logan Ryan (New England)
S Brynden Trawick (Oakland)
KR/WR Eric Weems (Atlanta)
NT Sylvester Williams (Denver)

Players Lost (9)

LB David Bass (Seattle)
T/G Byron Bell (Dallas)
CB Valentino Blake (N.Y. Giants)
TE Anthony Fasano (Miami)
C/G Brian Schwenke (Indianapolis)
LB Sean Spence (Indianapolis)
S Daimion Stafford (Pittsburgh)
G Chance Warmack (Philadelphia)
WR Kendall Wright (Chicago)

2016

Players Signed (7)

CB Brice McCain (Miami)
C Ben Jones (Houston)
QB Matt Cassel (Dallas)
WR Rishard Matthews (Miami)
LB Sean Spence (Pittsburgh)
CB Antwon Blake (Pittsburgh)
S Rashad Johnson (Arizona)

Players Lost (5)

LB Zach Brown (Buffalo)
FB Steven Johnson (Pittsburgh)
OL Joe Looney (Dallas)
DT Mike Martin (Philadelphia)
CB Coty Sensabaugh (Los Angeles)

2015

Players Signed (7)

T Byron Bell (Carolina)
CB Perrish Cox (San Francisco)
WR Harry Douglas (Atlanta)
TE Anthony Fasano (Kansas City)
WR Hakeem Nicks (Indianapolis)
OLB Brian Orakpo (Washington)
S Da'Norris Searcy (Buffalo)

Players Lost (3)

CB Brandon Ghee (Cincinnati)
FB Collin Mooney (Atlanta)
WR Nate Washington (Houston)

2014

Players Signed (8)

RB Dexter McCluster (Kansas City)
DL Al Woods (Pittsburgh)
QB Charlie Whitehurst (San Diego)
LB Wesley Woodyard (Denver)
T Michael Oher (Baltimore)
LB Shaun Phillips (Denver)
G/C Eric Olsen (Pittsburgh)
WR Brian Robiskie (Atlanta)

Players Lost (4)

CB Alterraun Verner (Tampa Bay)
WR Damian Williams (Miami)
WR Kenny Britt (St. Louis)
QB Rusty Smith (N.Y. Giants)

2013

Players Signed (14)

S George Wilson (Buffalo)
LB Moise Fokou (Indianapolis)
RB Shonn Greene (N.Y. Jets)
DT Sammie Hill (Detroit)
G Andy Levitre (Buffalo)
TE Delanie Walker (San Francisco)
G/C Rob Turner (St. Louis)
QB Ryan Fitzpatrick (Buffalo)
S Bernard Pollard (Baltimore)
DE Ropati Pitoitua (Kansas City)
WR Kevin Walter (Houston)
C/G Chris Spencer (Chicago)
RB Jalen Parmele (Jacksonville)
DT Antonio Johnson (Indianapolis)

Players Lost (5)

TE Jared Cook (St. Louis)
LB Zac Diles (Kansas City)
G Leroy Harris (Detroit)
DT Sen'Derrick Marks (Jacksonville)
DE Jarius Wynn (San Diego)

2012

Players Signed (7)

G Steve Hutchinson (Minnesota)
DE Kamerion Wimbley (Oakland)
DE Leger Douzable (Jacksonville)
LB Zac Diles (Indianapolis)
G Kyle DeVan (Philadelphia)
C Jon Cooper (Minnesota)
S Aaron Francisco (Detroit)

Players Lost (6)

WR Donnie Avery (Indianapolis)
CB Cortland Finnegan (St. Louis)
S Chris Hope (Atlanta)
DE William Hayes (St. Louis)
DE Jason Jones (Seattle)
LB Barrett Ruud (Seattle)

2011

Players Signed (11)

QB Matt Hasselbeck (Seattle)
DT Shaun Smith (Kansas City)
TE Daniel Graham (Denver)
LB Barrett Ruud (Tampa Bay)
CB Frank Walker (Minnesota)
S Jordan Babineaux (Seattle)
T Pat McQuistan (Miami)
S Anthony Smith (Green Bay)
T Adam Terry (Jacksonville)
RB Kestahn Moore (Washington)
WR Kevin Curtis (Kansas City)

Players Lost (4)

DE Jason Babin (Philadelphia)
QB Kerry Collins (Indianapolis)
LB Stephen Tulloch (Detroit)
TE Bo Scaife (Cincinnati)

2010

Players Signed (6)

LB Will Witherspoon (Philadelphia)
P/K Ricky Schmitt (San Francisco)
DE Jason Babin (Philadelphia)
CB Tye Hill (Atlanta)
QB Chris Simms (Denver)
TE Sean Ryan (Washington)

Players Lost (2)

DE Kyle Vanden Bosch (Detroit)
TE Alge Crumpler (New England)

2009

Players Signed (5)

CB DeMarcus Faggins (Houston)
DT Jovan Haye (Tampa Bay)
WR Mark Jones (Carolina)
QB Patrick Ramsey (Denver)
WR Nate Washington (Pittsburgh)

Players Lost (6)

CB Chris Carr (Baltimore)
DT Albert Haynesworth (Washington)
WR Brandon Jones (San Francisco)
CB Eric King (Detroit)
T Daniel Loper (Detroit)
QB Chris Simms (Denver)

2008

Players Signed (7)

TE Dwayne Blakley (Atlanta)
CB Chris Carr (RFA-Oakland)
TE Alge Crumpler (Atlanta)
DE Jevon Kearse (Philadelphia)
WR Justin McCareins (N.Y. Jets)
OT Jake Scott (Indianapolis)
LB Josh Stamer (Buffalo)

Players Lost (8)

G Jacob Bell (St. Louis)
RB Chris Brown (Houston)
LB Gilbert Gardner (Detroit)
TE Ben Hartsock (Atlanta)
DE Travis LaBoy (Arizona)
DE Antwan Odom (Cincinnati)
DT Randy Starks (Miami)
TE Ben Troupe (Tampa Bay)

2007

Players Signed (6)

LB Ryan Fowler (RFA-Dallas)
WR Justin Gage (Chicago)
CB Nick Harper (Indianapolis)
CB Kelly Herndon (Seattle)
QB Tim Rattay (Tampa Bay)
S Bryan Scott (New Orleans)

Players Lost (3)

WR Drew Bennett (St. Louis)
DT Robaire Smith (Cleveland)
WR Bobby Wade (Minnesota)

2006

Players Signed (4)

WR David Givens (New England)
S Chris Hope (Pittsburgh)
C Kevin Mawae (N.Y. Jets)
LB David Thornton (Indianapolis)

Players Lost (4)

LB Rocky Boiman (Dallas)
C Justin Hartwig (Carolina)
LB Brad Kassell (N.Y. Jets)
S Tank Williams (Minnesota)

2005

Players Signed (1)

DE Kyle Vanden Bosch (Arizona)

VETERAN FREE AGENCY HISTORY

Players Lost (4)

RB Antowain Smith (New Orleans)
WR Eddie Berlin (Chicago)
CB Andre Dyson (Seattle)
TE Shad Meier (New Orleans)

2004

Players Signed (0)

Players Lost (2)

DE Jevon Kearse (Philadelphia)
DT Robaire Smith (Houston)

2003

Players Signed (0)

Players Lost (5)

WR Kevin Dyson (Carolina)
DT John Thornton (Cincinnati)
CB Dainon Sidney (Buffalo)
CB Donald Mitchell (Dallas)
S Rich Coady (Indianapolis)

2002

Players Signed (4)

S Lance Schulters (San Francisco)
FB Greg Comella (N.Y. Giants)
C Jeff Smith (Jacksonville)
RB Robert Holcombe (St. Louis)

Players Lost (4)

DT Jason Fisk (San Diego)
DT Josh Evans (N.Y. Jets)
LB Greg Favors (Indianapolis)
C Kevin Long (Jacksonville)

2001

Players Signed (2)

K Joe Nedney (Carolina)
CB DeRon Jenkins (San Diego)

Players Lost (2)

DE Kenny Holmes (N.Y. Giants)
CB Denard Walker (Denver)

2000

Players Signed (2)

LB Randall Godfrey (Dallas)
T Fred Miller (St. Louis)

Players Lost (5)

LB Joe Bowden (Dallas)
LB Doug Colman (Oakland)
S Anthony Dorsett (Oakland)
TE Jackie Harris (Dallas)
T Jon Runyan (Philadelphia)

1999

Players Signed (5)

DT Jason Fisk (Minnesota)
DT Mike Jones (New England)
FB Lorenzo Neal (Tampa Bay)
QB Neil O'Donnell (Cincinnati)
DE Mike Frederick (Jets)

Players Lost (3)

DE Anthony Cook (Washington)
C Mark Stepnoksi (Dallas)
DT Gary Walker (Jacksonville)

1998

Players Signed (3)

TE Jackie Harris (Tampa Bay)
P Craig Hentrich (Green Bay)
WR Yancey Thigpen (Pittsburgh)

Players Lost (1)

G Kevin Donnalley (Miami)

1997

Players Signed (2)

QB Dave Krieg (Chicago)
LB Lonnie Marts (Tampa Bay)

Players Lost (2)

LB Michael Barrow (Carolina)
CB Cris Dishman (Washington)

1996

Players Signed (4)

WR Willie Davis (Kansas City)
RB Ronnie Harmon (San Diego)
S Rafael Robinson (Seattle)
P Reggie Roby (Tampa Bay)

Players Lost (1)

LB Eddie Robinson (Jacksonville)

1995

Players Signed (5)

QB Chris Chandler (Rams)
KR Mel Gray (Detroit)
C Mark Stepnoksi (Dallas)
T Irv Eatman (Atlanta)
WR Derek Russell (Denver)

Players Lost (5)

LB Lamar Lathon (Carolina)
S Bo Orlando (San Diego)
DE Tim Roberts (New England)
G Bill Schultz (Denver)
RB Lorenzo White (Cleveland)

1994

Players Signed (5)

TE Pat Carter (Rams)
P Rich Camarillo (Arizona)
QB Sean Salisbury (Minnesota)
DE Kenny Davidson (Pittsburgh)
RB Todd McNair (Kansas City)

Players Lost (3)

DE William Fuller (Philadelphia)
DE Sean Jones (Green Bay)
P Greg Montgomery (Detroit)

1993

Players Signed (2)

WR Willie Drewrey (Tampa Bay)
LB Robert Lyles (Atlanta)

Players Lost (3)

LB Rick Graf (Washington)
CB Jerry Gray (Tampa Bay)
T Don Maggs (Denver)

1992

Plan B

Players Signed (3)

CB Jerry Gray (Los Angeles)
WR Jeff Query (Green Bay)

RB Spencer Tillman (San Francisco)

Players Lost (4)

LB Eric Fairs (Buffalo)
WR Drew Hill (Atlanta)
WR Alex Johnson (New England)
WR Tony Jones (Atlanta)

1991

Plan B

Players Signed (7)

DE Robert Banks (Cleveland)
S Eric Bergeson (Atlanta)
LB Rick Graf (Miami)
S John Hagy (Buffalo)
WR Richard Johnson (Detroit)
WR Cedric Jones (New England)
RB Kerry Porter (Denver)

Players Lost (4)

CB Steve Brown (San Francisco)
RB Victor Jones (New England)
S Brett Tucker (Buffalo)
K Tony Zendejas (Los Angeles)

1990

Plan B

Players Signed (8)

S David Arnold (Pittsburgh)
WR Bernard Ford (Dallas)
WR Carl Harry (Washington)
DE Ezra Johnson (Indianapolis)
S Terry Kinard (Giants)
S Leander Knight (Jets)
WR Geral McNeil (Cleveland)
G Tommy Robinson (Atlanta)

Players Lost (7)

S Jeff Donaldson (Chiefs)
S Tracey Eaton (Arizona)
FB Tracy Johnson (Atlanta)
TE Bob Mrosko (Giants)
DE Anthony Spears (Dallas)
TE Chris Verhulst (Denver)
C/G George Yarno (Green Bay)

1989

Plan B

Players Signed (7)

FB Carl Byrum (Buffalo)
DE Mark Garalczyk (Jets)
WR Kenny Jackson (Philadelphia)
TE Calvin Magee (Tampa Bay)
LB Matt Monger (Jets)
DE/TE Colin Scotts (Arizona)
C/G George Yarno (Atlanta)

Players Lost (13)

DE Robert Banks (Cleveland)
S Keith Bostic (Indianapolis)
LB Toby Caston (Detroit)
LB Kurt Crain (Green Bay)
T John Davis (Buffalo)
WR Willie Drewrey (Tampa Bay)
LB Mark Dusbabek (Minnesota)
QB Brent Pease (Miami)
RB Spencer Tillman (San Francisco)
T David Viaene (New England)
FB Ray Wallace (Pittsburgh)
T Doug Williams (Seattle)
TE Jamie Williams (San Francisco)

ALL-TIME COACHES ROSTER

Andrus, Bart.....	1997-99, 2008	Helton, Kim.....	1987-89	Purnell, Russ.....	1995-98
April, Bobby.....	2016	Henley, Chandler.....	2018-20	Ragone, Dave.....	2011-13
# Armstrong, Neill.....	1962-63	Henning, Dan.....	1972	Rapp, Vic.....	1983
Aukerman, Craig.....	2017-22	Henshaw, George.....	1997-05, 2013	Reese, Floyd.....	1986-89
Baggett, Charlie.....	1993-94	* Hill, King.....	1971-80	* Rhome, Jerry.....	1995-96
Baugh, Sammy.....	1964-65	Hoffman, Steve.....	2013-17	Rice, George.....	1975-76
Beatty, Bruce.....	1973	Houghtaling, Jason.....	2021-22	Roberts, Al.....	1984-85
Beightol, Larry.....	1995	Houston, Ken.....	1982-85	Robertson, Marcus.....	2007-11
Bell, Brian.....	2018-22	# Horton, Ray.....	2014-15	Robinson, Wayne.....	1966-67
Bettis, Tom.....	1986-87, '93-94	Huff, Gary.....	1986	* Robiskie, Terry.....	2016-17
# Biles, Ed.....	1974-80, '81-83	Hughes, Ed.....	1971	Rocker, Tracy.....	2011-13
Blackburn, Chase.....	2022	Ivy, Frank "Pop".....	1962-63	Rouse, Tyler.....	2022
Blaney, Brandon.....	2016-17	Jackson, Frisman.....	2017	# Ryan, Buddy.....	1993
Boghosian, Sam.....	1974-75	Jackson, Milt.....	1986-88	Rymkus, Lou.....	1960-61, '65
Booker, Scott.....	2018-22	Jackson, Steve.....	2016-17	Saban, Nick.....	1988-89
Bostad, Bob.....	2014-15	James, Ned.....	2002-05	* Schlinkman, Walt.....	1960-63, 1965-71, 1976
Bourgeois, Andy.....	1973-83	* Jamieson, Dick.....	1986-87	# Schwartz, Jim.....	1999-08, 2021-22
# Bowen, Shane.....	2018-22	Jefferson, Shawn.....	2013-15	Selcer, Dick.....	1981-82
Bratkowski, Bob.....	2016-16	Johnson, Craig.....	2000-10	Sherman, Ray.....	1988-89, 2005-06
Breaux, Don.....	1972	Jones, June.....	1987-88	* Shipp, Ken.....	1977-78
Brown, Greg.....	1997-98	Jones, Ronnie.....	1993	Shively, Doug.....	1986-89
Brown, Steve.....	2012-15	Kaczor, Nate.....	2012-15	* Shofner, Jim.....	1981-82
Bugel, Joe.....	1977-80	Kanavy, Tom.....	2017-18	# Sidwell, Steve.....	1995-96
Burke, Matt.....	2006-08	Kelly, Tim.....	2022	Simmons, Warren.....	1996
Bush, Frank.....	1992-94, 2011-12	King, Bobby.....	2022	Simpson, Jackie.....	1972
Butler, Kylan.....	2022	Kuhr, Zak.....	2020-22	Skipper, Jim.....	2011-12
Byner, Earnest.....	2008-09	* LaFleur, Matt.....	2018	* Smith, Arthur.....	2011-20
Callahan, Ray.....	1981-82	# LeBeau, Dick.....	2015-17	Smith, Giff.....	2014-15
Campbell, Hugh.....	1984-85	Lemm, Wally.....	1960-61, '66-70	Smith, Jerry.....	1972
Carpenter, Lew.....	1973-74	Lemmerman, Bruce.....	1984-85	Smith, Richard.....	1988-92
Carter, Keith.....	2018-22	* Loggains, Dowell.....	2008-13	Smith, Sherman.....	1995-07
# Cecil, Chuck.....	2001-10	London, Charles.....	2011	Spanos, Lou.....	2014-17
Childress, Joe.....	1966-70	Lowry, Alan.....	1996-12	Speedie, Mac.....	1960-61
Cioffi, Louie.....	2014-15	Madro, Joe.....	1972-74	Spencer, Joe.....	1961-65
* Chow, Norm.....	2005-07	Matthews, Bruce.....	2011-13	Stanley, Jim.....	1990-94
Conkright, W.F. "Red".....	1963-64	Matthews, Cannon.....	2014-15	Staub, Ralph.....	1982-83
Coombs, Kerry.....	2018-19	Maxie, Brett.....	2012-13	Steber, John.....	1964
* Coury, Dick.....	1994-96	McCalmon, Miller.....	1986-87	* Steckel, Les.....	1995-99
Croom, Sylvester.....	2013-17	McCullough, Ken.....	1976	Steckel, Luke.....	2014-22
Crow, Ryan.....	2018-22	McFadin, "Bud" Lewis.....	1966-70	Stewart, Rayna.....	2009-10
Cunningham, Gunther.....	2001-03	McGinnis, Dave.....	2004-11	Streicher, John.....	2018-22
* Dalton, O. Kay.....	1983-84	McKenzie, Tyrone.....	2018-19	# Studley, Chuck.....	1983
Devlin, John.....	1984-85	McMillan, Clinton.....	2022	Sullivan, Mike.....	2014-22
Devore, Hugh.....	1966-70	McNulty, John.....	2014-15	Taylor, Hugh "Bones".....	1964-65
Dews, Tony.....	2018-22	* Michael, Jason.....	2014-17	Thomas, Pat.....	1990-92
Dickson, George.....	1971	Midget, Anthony.....	2020-22	Townsend, Deshea.....	2016-17
* Downing, Todd.....	2019-22	Millard, Keith.....	2012-13	Tucker, Jason.....	2015-16
Dry, F.A.....	1966-70	Miller, Burnie.....	1971-73	Udeze, Kenechi.....	2021
Durden, Earnel.....	1973	Moore, Rob.....	2018-22	Valero, Art.....	2011
Eason, Nick.....	2014-17	\$ Mularkey, Mike.....	2014-17	Vinklarek, Ronnie.....	2000
# Eddy, Jim.....	1990-92	\$ Munchak, Mike.....	1995-13	\$ Vrabel, Mike.....	2018-21
Edwards, Matt.....	2018-21	# Nolan, Dick.....	1981	# Wallner, Fred.....	1960-61
Ettinger, John.....	1964	Norris, Rex.....	1995-98	Walsh, Bill.....	1983-86
* Faragalli, Joe.....	1985	Novak, Frank.....	1989-94	Walters, Steve.....	1999-05
# \$ Fisher, Jeff.....	1994-10	O'Hara, Pat.....	2018-22	Washburn, Jim.....	1999-10
Frazier, Erik.....	2021-22	Padilla, Bob.....	1984-85	Watterson, Steve.....	1988-17
Fuller, Curtis.....	2011	* Palmer, Chris.....	1990-92, 2011-12	Wessman, Richie.....	2009-10
Gaines, Gene.....	1984-85	Pardee, Jack.....	1990-94	\$ Whisenhunt, Ken.....	2014-15
Galat, Joe.....	1981	Parlavecchio, Chet.....	2011-13	# Williams, Gregg.....	1993-00, 2013
Galbraith, Marty.....	2005-10	Patullo, Kevin.....	2014	Williams, Terrell.....	2018-22
Gambold, Bob.....	1978-82	Peccatiello, Larry.....	1972-75	Willis, Keith.....	2016-17
Gannon, Jonathan.....	2012-13	# Pees, Dean.....	2018-19	Withers, Everett.....	2001-06
Gee, Mondray.....	2019-21	Pees, Matt.....	2018-19	Woolley, Joe.....	1973-75
Gilbert, O'Neill.....	1997-99	Pendergast, Clancy.....	1995	Young, Bob.....	1990-94
* Gilbride, Kevin.....	1989-94	Perry, Rod.....	1995-96	Young, John Paul.....	1978-80
Gillman, Sid.....	1973-74	Peterson, Bill.....	1972-73	Yowarsky, Walt.....	1971
# Glanville, Jerry.....	1984-89	Petitbon, Richie.....	1974-77	Zernhelt, John.....	2006-12
Graves, Fred.....	2007-10	# Phillips, O.A. "Bum".....	1974-80	Zwahlen, Ernie.....	1971
# Gray, Jerry.....	1997-00, 2011-13	Phillips, Wade.....	1976-80		
Grimm, Russ.....	2016-17	Piraino, Frank.....	2019-22		
Haslett, Jim.....	2020-21	Pitts, Elijah.....	1981-83		
Hauck, Tim.....	2009-10	Polsfoot, Fran.....	1968-71, 75-76		
* Heimerdinger, Mike.....	2000-04, '08-10	Porter, Taylor.....	2017-18		

* Indicates offensive coordinator during tenure

Indicates defensive coordinator during tenure

\$ Indicates head coach during tenure

ALL-TIME HEAD COACHES SUMMARY

COACH	YEARS	WON	LOST	TIED	PCT.	PTS.	ALLOWED
Lou Rymkus*	1960-61	12	7	1	.625	546	414
Wally Lemm	1961, 1966-70	38	40	4	.487	1,785	1,702
Frank "Pop" Ivy	1962-63	17	12	0	.586	706	662
Sammy Baugh	1964	4	10	0	.285	310	355
Hugh "Bones" Taylor	1965	4	10	0	.285	298	429
Ed Hughes	1971	4	9	1	.321	251	330
Bill Peterson**	1972-73	1	18	0	.052	241	553
Sid Gillman	1973-74	8	15	0	.347	358	556
O.A. "Bum" Phillips	1975-80	59	38	0	.608	1,857	1,741
Ed Biles***	1981-83	8	23	0	.258	526	774
Chuck Studley	1983	2	8	0	.200	179	286
Hugh Campbell****	1984-85	8	22	0	.266	487	787
Jerry Glanville	1985-89	35	35	0	.500	1,535	1,637
Jack Pardee#	1990-94	44	35	0	.556	1,771	1,418
Jeff Fisher	1994-2010	147	126	0	.538	5,872	5,719
Mike Munchak	2011-13	22	26	0	.458	1,017	1,069
Ken Whisenhunt##	2014-15	3	20	0	.130	379	597
Mike Mularkey	2015-17	21	22	0	.488	925	1,054
Mike Vrabel	2018-22	50	37	0	.575	2,021	1,885
TOTALS	1960-2022	487	513	6	.487	21,064	21,968

(includes postseason)

* Released after five games in 1961

** Released after five games in 1973

*** Resigned after six games in 1983

**** Released after 14 games in 1985

Released after 10 games in 1994

Released after seven games in 2015



Mike Vrabel was hired as head coach in January 2018 and has led the team to three playoff appearances.

ALL-TIME PLAYER ROSTER

A	
92	Abdesmad, Mehdi , DE, Boston College, 2016
56	Abraham, Robert , LB, N.C. State, 1982-87
67	Ackerman, Tom , G, Eastern Washington, 2002-03
47	Adams, Andrew , DB, Connecticut, 2022
92	Adeniyi, Ola , OLB, Toledo, 2021-22
58	Adibi, Xavier , LB, Virginia Tech, 2012
38	Afalava, Al , S, Oregon State, 2012
86	Akiu, Mike , WR, Hawaii, 1985-86
95/88	Aldridge, Allen , DE, Prairie View, 1971-72
79	Aldridge, Kevin , DE/DT, Southern Methodist, 2002
36	Aldridge, Melvin , S, Murray State, 1993
38	Alexander, Dan , RB/FB, Nebraska, 2001
19	Alexander, Willie , CB, Alcorn A&M, 1971-79
76/80	Allen, Dalva , DE, Houston, 1960-61
31	Allen, Gary , RB, Hawaii, 1982
73	Allen, George , DT, West Texas State, 1966-67
29	Allen, Patrick , CB, Utah State, 1985-90
8	Allen, Ryan , P, Louisiana Tech, 2020
56	Allred, Colin , LB, Baylor, 2007-10
76	Alm, Jeff , DT, Notre Dame, 1990-93
84/82	Alston, Mack , TE, Maryland State, 1973-76
32	Amadi, Ugo , DB, Oregon, 2022
54/64	Amano, Eugene , C/G, S.E. Missouri State, 2004-12
88	Amaro, Jace , TE, Texas Tech, 2016
58	Amato, Ken , LS, Montana State, 2003-11
12	Amundson, George , RB, Iowa State, 1973-74
14	Anderson, Billy , QB, Tulsa, 1967
1	Anderson, Gary , K, Syracuse, 2003-04
22	Anderson, Herbie , CB, Texas A&I, 1991
57	Anderson, James , LB, Virginia Tech, 2014
83	Anderson, Warren , WR, West Virginia State, 1978
26	Andrews, Antonio , RB, Western Kentucky, 2014-16
95	Ankou, Eli , DT, UCLA, 2021
70	Appleton, Scott , DT, Texas, 1964-66
32/22	Archie, Mike , RB, Penn State, 1996-98
39	Armstrong, Adger , RB, Texas A&M, 1980-82
86/87	Arnold, Walt , TE, New Mexico, 1982-83
84	Atchason, Jack , TE, Western Illinois, 1960
48	Atkins, Bob , S, Grambling, 1970-75
96	Atkins, James , DT, Virginia Union, 2002-03
31	Aubrey, Josh , S, Stephen F. Austin, 2015
96	Autry, Denico , DL, Mississippi State, 2021-22
61	Autry, Hank , C, Southern Mississippi, 1969-70
82	Avery, Donnie , WR, Houston, 2011
42	Avery, Steve , FB, Northern Michigan, 1989
30	Avery, Tre , CB, Rutgers, 2022
56	Ayers, Akeem , LB, UCLA, 2011-14
B	
33	Babb, Gene , LB, Austin College, 1962-63
93	Babin, Jason , DE, Western Michigan, 2010
26	Babineaux, Jordan , S, Southern Arkansas, 2011-12
8	Badgley, Michael , K, Miami (Fla.), 2021
80/11	Bailey, Harold , WR, Oklahoma State, 1981-83
82	Bailey, Mario , WR, Washington, 1992
57	Bailey, Patrick , LB, Duke, 2010-13
8	Baker, Ed , QB, Lafayette, 1972
75	Baker, Jesse , DE, Jacksonville State (Ala.), 1979-87
84	Baker, Johnny , LB, Mississippi State, 1963-66
83	Baker, Melvin , WR, Texas Southern, 1976
99	Bakhtiari, Eric , DE, San Diego, 2009
70	Baldrige, Daniel , T, Marshall, 2012
98	Ball, Dave , DE, UCLA, 2008-12
40	Banfield, Tony , CB, Oklahoma State, 1960-65
36	Banks, Chuck , FB, West Virginia Tech, 1987
97	Banks, Robert , DE, Notre Dame, 1988
49/86	Barber, Mike , TE, Louisiana Tech, 1976-81
28	Barclay, Chris , RB, Wake Forest, 2007
81	Barden, Brandon , TE, Vanderbilt, 2012-13
3	Barnard, Austin , K/P, Samford, 2018
58	Barnes, Pete , LB, Southern, 1967-68
22/32	Barnes, Tomur , CB, North Texas, 1994-97
56/51	Barrow, Micheal , LB, Miami (Fla.), 1993-96
57	Basham, Tarrell , OLB, Ohio, 2022
51	Bass, David , LB, Missouri Western State, 2015-16
27	Bass, Glen , WR, East Carolina, 1967-68
53/56	Bates, Daren , LB, Auburn, 2017-20
17/13	Batson, Cameron , WR, Texas Tech, 2018-21
22/44	Battle, Jackie , RB, Houston, 2013-14
63	Baumgartner, Steve , DE, Purdue, 1977-79
78	Beams, Byron , DT, Notre Dame, 1961
44	Beasley Jr., Vic , OLB, Clemson, 2020
11	Beathard, Pete , QB, Southern California, 1967-69
17	Beck, Braden , K, Stanford, 1971
24	Beckham, Tony , CB, Wisconsin-Stout, 2002-05
81/88	Beirne, Jim , WR, Purdue, 1968-73, 1975-76
33	Bell, Billy , CB, Lamar, 1989
76	Bell, Byron , OL, New Mexico, 2015-16
60	Bell, Jacob , G/T, Miami (Ohio), 2004-07
57	Belotti, George , C, Southern California, 1960-61
83/19	Bennett, Drew , WR, UCLA, 2001-06
52/50	Benson, Duane , LB, Hamline, 1974-76
82	Berlin, Eddie , WR, Northern Iowa, 2001-04
83	Bergey, Bruce , DT, UCLA, 1971
65	Bethea, Elvin , DE, North Carolina A&T, 1968-83
4	Beverly, David , P, Auburn, 1974
82	Billingsley, Ron , DT, Wyoming, 1971-72
54	Bingham, Gregg , LB, Purdue, 1973-84
21	Birdsong, Craig , S, North Texas State, 1987
2	Bironas, Rob , K, Georgia Southern, 2005-13
23	Bishop, Blaine , S, Ball State, 1993-2001
66	Bishop, Sonny , G, Fresno State, 1964-69
95	Blackson, Angelo , DE, Auburn, 2015-16
27	Blahak, Joe , S, Nebraska, 1973
47	Blake, Valentino , CB, Texas El Paso, 2016
84	Blakley, Dwayne , TE, Missouri, 2008
16	Blanda, George , QB, Kentucky, 1960-66
42	Blanks, Sid , RB, Texas A&I, 1964-68
41/45	Blasingame, Khari , FB/RB, Vanderbilt, 2019-21
94	Bledsoe, Amani , DE, Oklahoma, 2021
80	Board, C.J. , WR, Chattanooga, 2022
52	Bockwoldt, Colby , LB, Brigham Young, 2006
50	Boiman, Rocky , LB, Notre Dame, 2002-05
33	Booker, Michael , CB, Nebraska, 2000-01
39	Borders, Breon , CB, Duke, 2020-21
25	Bostic, Keith , S, Michigan, 1983-88
37	Botchan, Ron , LB, Occidental, 1961
77	Boucher, Scott , G, N.E. Louisiana*, 1987
58/59	Bowden, Joe , LB, Oklahoma, 1992-99
52	Boyette, Garland , LB, Grambling, 1966-72
85	Brabham, Danny , LB, Arkansas, 1963-67
87	Brackett, Brett , TE, Penn State, 2014
10	Bradshaw, Craig , QB, Utah State, 1980
58	Brantley, John , LB, Georgia, 1989
52	Brazile, Robert , LB, Jackson State, 1975-84
33	Breeze, Brady , S, Oregon, 2021
62/55	Brewer, Aaron , G/C, Texas State, 2020-22
21	Brezina, Bobby , RB, Houston, 1963
92	Briehl, Tom , LB, Stanford, 1985-87
48	Brinkley, Beau , LS, Missouri, 2012-20
18	Britt, Kenny , WR, Rutgers, 2009-13
83	Broadnax, Jerry , TE, Southern, 1974
35	Brock Sr., Tramaine , CB, Belhaven, 2019
88	Brooks, Billy , WR, Oklahoma, 1981
73	Brooks, Leo , DT, Texas-Austin, 1970-72
11	Brown, A.J. , WR, Mississippi, 2019-21
29	Brown, Chris , RB, Colorado, 2003-07
22	Brown, Don , RB, Houston, 1960
33	Brown, Gary , RB, Penn State, 1991-95
55	Brown, Jayon , LB, UCLA, 2017-21
79	Brown, Kareem , DL, Miami (Fla.), 2010

ALL-TIME PLAYER ROSTER

84	Brown, Larry , TE, Georgia, 1999-2000	61	Clark, Le'Raven , T, Texas Tech, 2022
17/89	Brown, Reggie , WR, Alabama State, 1993-94	96	Clauss, Jared , DT, Iowa, 2004-05
27	Brown, Sonny , S, Oklahoma, 1987	69	Clayton, Zach , DT, Auburn, 2011
24	Brown, Steve , CB, Oregon, 1983-90	31	Cline, Doug , LB, Clemson, 1960-66
22	Brown, Tony , CB, Fresno State, 1992-93	24	Clinton, Charles , CB, San Jose State*, 1987
97	Brown, Tony , DT, Memphis, 2006-10	99	Clowney, Jadeveon , OLB, South Carolina, 2020
55	Brown, Zach , LB, North Carolina, 2012-15	23	Coady, Rich , S, Texas A&M, 2002
38	Bryant, Domingo , S, Texas A&M, 1987-88	29	Cobb, David , RB, Minnesota, 2015
81	Bryant, Steve , WR, Purdue, 1982-84	35	Cobble, Eric , RB, S.W. Texas State*, 1987
14	Bullock, Randy , K, Texas A&M, 2021-22	16	Cochrane, Kelly , QB, Miami (Fla.), 1972
53	Bulluck, Keith , LB, Syracuse, 2000-09	86/85	Coffman, Chase , TE, Missouri, 2014-15
	Burke, Edward , G, Notre Dame, 1964	53	Cole, Dylan , LB, Missouri State, 2021-22
16	Burks, Treyton , WR, Arkansas, 2022	39	Cole, Lee , CB, Arizona State, 1996
58	Burnett, Kaelin , LB, Nevada, 2014	87	Cole, Linzy , WR, Texas Christian, 1971
25	Burrell, Ode , RB, Mississippi State, 1964-69	17/80	Coleman, Chris , WR, N.C. State, 2000-01
00	Burrough, Ken , WR, Texas Southern, 1971-81	59	Colman, Doug , LB, Nebraska, 1999
68	Burton, Al , DE, Bethune-Cookman, 1976	87	Coleman, Pat , WR, Mississippi, 1990-94
94	Burton, Kendrick , DE, Alabama, 1996	47	Coleman, Ronnie , RB, Alabama A&M, 1974-81
94	Bush, Frank , LB, N.C. State, 1985-86	5	Collins, Kerry , QB, Penn State, 2006-10
87	Butler, Jim , TE, Tulsa, 1972	33	Comella, Greg , FB, Stanford, 2002
21	Butler, Malcolm , CB, West Alabama, 2018-20	20	Compton, Dick , WR, McMurray, 1965
2	Butler, Skip , K, Texas-Arlington, 1972-77	51/53	Compton, Will , LB, Nebraska, 2018, 2020
35	Butts, Marion , RB, Florida State, 1995	78	Conklin, Jack , T, Michigan State, 2016-19
31	Byard, Kevin , S, Middle Tennessee State, 2016-22	19	Conley, Chris , WR, Georgia, 2022
83	Byrd, Isaac , WR, Kansas, 1997-99	77	Conover, Sean , DE, Bucknell, 2006-07
71	Byrd, Richard , DT, Southern Mississippi, 1985-89	78	Cook, Anthony , DE/DT, South Carolina State, 1995-98
		89	Cook, Jared , TE, South Carolina, 2009-12
		98	Cooks, Rayford , DE, North Texas State*, 1987
		8	Cooper, Joe , K, Cal-Berkeley, 1984
		51	Cordova, Jorge , LB, Nevada, 2007
		57	Corker, John , LB, Oklahoma State, 1980-82
40	Cain, Jeremy , FB/LS, Massachusetts, 2007	44/40	Correa, Kamalei , OLB, Boise State, 2018-20
79	Caldwell, Bryan , DE, Arizona State, 1984	33	Cotney, Mark , S, Cameron State, 1975
87	Calico, Tyrone , WR, Middle Tennessee State, 2003-05	76	Cowlings, Al , LB, Southern California, 1973-74
54	Calmus, Rocky , LB, Oklahoma, 2002-04	46	Cox, Morgan , LS, Tennessee, 2021-22
16	Camarillo, Rich , P, Washington, 1994-95	29/20	Cox, Perrish , CB, Oklahoma State, 2015-16
45	Campbell, Chance , LB, Mississippi, 2022	40	Craft, Donnie , RB, Louisville, 1982-83
34	Campbell, Earl , RB, Texas, 1978-84	89	Craig, Dobie , WR, Howard Payne, 1964
37	Campbell, Tommie , CB, California (Pa.), 2011-13	48	Cramer, Casey , TE, Dartmouth, 2006-08
35	Campbell, Woody , RB, Northwestern, 1967-71	94	Crawford, Jack , DE, Penn State, 2020
20	Cannon, Billy , RB, Louisiana State, 1960-63	59	Croyle, Phil , LB, Cal-Berkeley, 1971-73
23	Cannon, Trenton , RB, Virginia State, 2022	29	Cruikshank, Dane , DB, Arizona, 2018-21
14	Carlson, Cody , QB, Baylor, 1987-94	83	Crumpler, Alge , TE, North Carolina, 2008-09
26	Carpenter, Rob , RB, Miami (Ohio), 1977-81	40	Cudjoe-Virgil, Yannik , LB, Maryland, 2015
29	Carr, Chris , DB, Boise State, 2008	78	Culp, Curley , DT, Arizona State, 1974-80
63	Carr, Levert , T, No. Central State, 1972-73	78	Culpepper, Ed , DT, Alabama, 1962-63
44	Carraway, Josh , OLB, Texas Christian, 2017	49	Cunningham, Dick , LB, Arkansas, 1973
53	Carrell, John , LB, Texas Tech, 1966	41	Cunningham, Zach , LB, Vanderbilt, 2021-22
88	Carrington, Ed , TE, Virginia, 1969	53	Curran, Rennie , LB, Georgia, 2010
63	Carroll, Ronnie , G/DT, Sam Houston State, 1974-75	20	Currier, Bill , DB, South Carolina, 1977-79
82	Carson, John , TE, Georgia, 1960	50	Curry, Bill , C, Georgia Tech, 1973
58	Carter, David , C, Western Kentucky, 1977-84	81	Curtis, Kevin , WR, Utah State, 2011
25	Carter, Jamal , S, Miami (Fla.), 2021	80	Cutsinger, Gary , DE, Oklahoma State, 1962-68
93	Carter, Kevin , DE, Florida, 2001-04	37	Cyprien, Johnathan , S, Florida International, 2017-18
85	Carter, Pat , TE, Florida State, 1994		
44	Carter, Tory , FB, Louisiana State, 2021-22		
41	Carwell, Larry , CB, Iowa State, 1967-68		
99	Casey, Jurrell , DT, Southern California, 2011-19		
87	Casper, Dave , TE, Notre Dame, 1980-83		
16	Cassel, Matt , QB, Southern California, 2016-17		
88	Caster, Rich , WR, Jackson State, 1978-80		
56/90	Caston, Toby , LB, Louisiana State, 1987-88		
51	Caveness, Ron , LB, Arkansas, 1966-68		
26	Cecil, Chuck , S, Arizona, 1995		
57	Chamberlin, Frank , LB, Boston College, 2000-02		
	Chancellor, Ken , C, Houston, 1964		
12	Chandler, Chris , QB, Washington, 1995-96		
25	Charles, John , S, Purdue, 1971-74		
57	Cheek, Richard , G, Auburn, 1972		
22	Cheeks, B.W. , RB, Texas Southern, 1965		
36	Chestnut, Julius , RB, Sacred Heart, 2022		
79	Childress, Ray , DL, Texas A&M, 1985-95		
55/58	Cindrich, Ralph , LB, Pittsburgh, 1973-75		
42	Clark, Boobie , RB, Bethune-Cookman, 1979-80		
		13	Daft, Kevin , QB, California-Davis, 1999
		71	Daley, Dennis , OL, South Carolina, 2022
		12	Daniel, Trevor , P, Tennessee, 2020
		87	Darby, Al , WR, Florida, 1976
		85	Darrington, Chris , WR, Weber State*, 1987
		88	Daum, Mitch , TE, Wyoming, 1987
		66	Davidson, Greg , C, North Texas, 1980-82
		90	Davidson, Kenny , DE, Louisiana State, 1994-95
		71	Davidson, Pete , WR, Citadel, 1960
		12	Davis, Austin , QB, Southern Mississippi, 2018
		12	Davis, Bob , QB, Virginia, 1967-69
		77	Davis, Bruce , T, UCLA, 1987-89
		17	Davis, Chris , WR, Florida State, 2007-09
		84	Davis, Corey , WR, Western Michigan, 2017-20
		84	Davis, Donnie , TE, Southern, 1970

ALL-TIME PLAYER ROSTER

72 **Davis, Hall**, DE, Louisiana-Lafayette, 2010
 73 **Davis, John**, G/C, Georgia Tech, 1987-88
 58 **Davis, Marvin**, LB, Southern, 1974
 30 **Davis, Mike**, CB, Cincinnati, 1994
 64 **Davis, Nate**, G, Charlotte, 2019-22
 12 **Davis, Rashard**, WR, James Madison, 2019
 86/84 **Davis, Willie**, WR, Central Arkansas, 1996-98
 39/28 **Dawkins, Dalyn**, RB, Colorado State, 2018-19
 34/33 **Dawkins, Joe**, RB, Wisconsin, 1970-71, 1976
 66 **Dawson, Doug**, G, Texas, 1990-93
 75 **Dawson, Keyunta**, DE, Texas Tech, 2012-13
 20 **Dawson, Rhett**, WR, Florida State, 1972
 67 **Dean, Jimmy**, DE, Texas A&M, 1978
 87 **Decker, Eric**, WR, Minnesota, 2017
 3 **Del Greco, Al**, K, Auburn, 1991-2000
 23 **Dempsey, Tom**, K, Palomar J.C., 1977
 62 **DeVan, Kyle**, C/G, Oregon State, 2012
 88 **Dewveall, Willard**, TE, Southern Methodist, 1961-64
 35 **Dickenson, Bo**, RB, Southern Mississippi, 1963
 42 **Dickerson, Dorin**, TE, Pittsburgh, 2015
 92 **Dickerson, Matt**, DE, UCLA, 2018-20
 10 **Dickey, Lynn**, QB, Kansas State, 1971-75
 9 **Dietrich, John**, K, Ball State*, 1987
 69 **DiLauro, Christian**, T, Illinois, 2021
 53/54 **Diles, Zac**, LB, Kansas State, 2012-13
 66/64 **DiNapoli, Gennaro**, G, Virginia Tech, 2000-02
 81 **Dirden, Johnnie**, WR, Sam Houston, 1978
 28 **Dishman, Cris**, CB, Purdue, 1988-96
 64 **Dixon, Joe**, DT, Tulsa, 1987
 11 **Dobbs, Joshua**, QB, Tennessee, 2022
 93/92 **Dodd, Kevin**, OLB, Clemson, 2016-17
 50 **Dodge, Kirk**, LB, Nevada-Las Vegas, 1986
 71 **Domres, Tom**, DT, Wisconsin, 1968-71
 31 **Donaldson, Jeff**, S, Colorado, 1984-89
 77 **Donnalley, Kevin**, T/G, North Carolina, 1991-97
 57/56 **Dorenbos, Jon**, LS, Texas El-Paso, 2005-06
 69 **Dorris, Andy**, DE, New Mexico State, 1977-81
 30/33 **Dorsett, Anthony**, CB, Pittsburgh, 1996-99
 83 **Douglas, Harry**, WR, Louisville, 2015-17
 75 **Douglas, Jamil**, G, Arizona State, 2019-20
 21 **Douglas, John**, CB, Texas Southern, 1969
 99 **Douglas, Marques**, DT, Howard, 2010
 78 **Douzable, Leger**, DE, Central Florida, 2012
 88 **Dressel, Chris**, TE, Stanford, 1983-86
 82/85 **Drewrey, Willie**, WR, West Virginia, 1985-88, '93
 75 **Drungo, Elbert**, T, Tennessee State, 1969-77
 30 **Dukes, Mike**, LB, Clemson, 1960-63
 38 **Dumas, Mike**, S, Indiana, 1991-93
 31 **Duncan, Brian**, RB, Southern Methodist, 1978
 80 **Duncan, Curtis**, WR, Northwestern, 1987-93
 11 **Duniven, Tom**, QB, Texas Tech, 1977-78
 91 **Dunn, Anthony**, DE, Northern Colorado, 2003
 48 **Dupree, Bud**, OLB, Kentucky, 2021-22
 77 **Durand, Ryan**, G, Syracuse, 2010, 2012
 20 **Durden, Kenneth**, CB, Youngstown State, 2018
 17 **Durham, Kris**, WR, Georgia, 2014
 22 **Dyson, Andre**, CB, Utah, 2001-04
 87 **Dyson, Kevin**, WR, Utah, 1998-2002
 49 **Dzubnar, Nick**, LB, Cal Poly-San Luis Obispo, 2020-21

E

26 **Eaglin, Larry**, CB, Stephen F. Austin, 1973
 82 **Ealy, Biren**, WR, Houston, 2007
 21 **Eason, Bo**, S, California-Davis, 1984-87
 75 **Eatman, Irv**, T, UCLA, 1995-96
 21 **Eaton, Tracey**, S, Portland State, 1988-89
 20/36 **Echols, Mike**, CB, Wisconsin, 2002-04
 87 **Eccles, Scott**, TE, E. New Mexico*, 1987
 19 **Edison, Dominique**, WR, Stephen F. Austin, 2009
 87 **Edwards, Emmett**, WR, Kansas, 1975
 98 **Edwards, Lavar**, DE, Louisiana State, 2013
 94 **Edwards Jr., Mario**, DE, Florida State, 2022

35/32 **Edwards, Stan**, RB, Michigan, 1982-86
 79 **Egboh, Pannel**, DE, Stanford, 2012
 26 **Elkins, Lawrence**, WR, Baylor, 1965-68
 6 **Elkins, Mike**, QB, Wake Forest, 1992
 85 **Ellender, Richard**, WR, McNeese State, 1979
 8 **Elling, Aaron**, K, Wyoming, 2004
 60 **El-Mashtoub, Hicham**, C, Arizona, 1995-96
 96 **Embray, Keith**, DE, Utah, 2000-01
 52 **Ena, Justin**, LB, Brigham Young, 2004
 36 **Evans, Darren**, Virginia Tech, 2012
 32 **Evans, Darrynton**, Appalachian State, 2020-21
 91 **Evans, Josh**, DT, Alabama Birmingham, 1995-99, 2001
 54 **Evans, Rashaan**, LB, Alabama, 2018-21
 86 **Evans, Robert**, E, Texas A&M, 1965
 73 **Evans, Norman**, T, Texas Christian, 1965
 78 **Eyre, Nick**, T, Brigham Young, 1981

F

29 **Fairley, Leonard**, S, Alcorn A&M, 1974
 51 **Fairs, Eric**, LB, Memphis State, 1986-91
 86 **Fanning, Stan**, DE, Idaho, 1964
 67 **Fanucci, Mike**, DE, Arizona State, 1973
 3 **Farley, Caleb**, CB, Virginia Tech, 2021-22
 21 **Farley, Matthias**, S, Notre Dame, 2021
 20 **Farr, Miller**, CB, Wichita State, 1967-69
 53 **Faryniarz, Brett**, LB, San Diego State, 1994
 80 **Fasano, Anthony**, TE, Notre Dame, 2015-16
 71 **Faulkner, Stanley**, T, Texas, 1964
 51 **Favors, Greg**, LB, Mississippi State, 1999-2001
 74 **Ferguson, Gene**, T, Norfolk State, 1971-72
 77 **Fields, Angelo**, T, Michigan State, 1980-81
 56 **Finch, Sharif**, OLB, Temple, 2018-19, 21
 31 **Finnegan, Cortland**, CB, Samford, 2006-11
 86 **Firkser, Anthony**, TE, Harvard, 2018-21
 94 **Fisher, Bryce**, DE, Air Force, 2007
 70/60 **Fisher, Ed**, G, Arizona State, 1974-82
 97 **Fisk, Jason**, DT, Stanford, 1999-2001
 10 **Fitzpatrick, Dez**, WR, Louisville, 2021-22
 4 **Fitzpatrick, Ryan**, QB, Harvard, 2013
 55 **Flannery, John**, G/C, Syracuse, 1991-94
 44 **Fleming, Troy**, FB, Tennessee, 2004-05
 75 **Floyd, Don**, DE, Texas Christian, 1960-68
 83 **Floyd (Seabron), Malcolm**, WR, Fresno State, 1994-96
 32 **Fluellen, David**, RB, Toledo, 2016-19
 53 **Fokou, Moise**, LB, Maryland, 2013
 11/13 **Foote, James**, QB, Delaware Valley, 1974, '76
 88 **Ford, Bernard**, WR, Central Florida, 1990
 92 **Ford, Henry**, DE, Arkansas, 1994-2002
 78 **Ford, Jacob**, DE, Central Arkansas, 2007-10
 45/7 **Foreman, D'Onta**, RB, Texas, 2020-21
 89 **Foster, Eddie**, WR, Houston 1977-78
 78 **Foster, Jerome**, DE, Ohio State, 1983-84
 45 **Fowler, Delbert**, LB, West Virginia, 1981
 53 **Fowler, Jerry**, G, N.W. Louisiana, 1964
 52 **Fowler, Ryan**, LB, Duke, 2007-08
 59 **Fox, Scott**, LB, Austin Peay*, 1987
 77 **France, Doug**, T, Ohio State, 1983-84
 62 **Franklin, Jerrell**, G, Southern*, 1987
 28 **Frazier, Charles**, WR, Texas Southern, 1962-68
 56 **Frazier, Wayne**, C, Auburn, 1965
 83 **Frazier, Willie**, TE, Arkansas A&M, 1964-65, '71, '75
 94 **Frederick, Mike**, DE, Virginia, 1999
 69 **Freelon, Solomon**, G, Grambling, 1972-74
 62 **Frey, Dick**, G, Texas A&M, 1961
 93 **Frisch, Byron**, DE, Brigham Young, 2000
 16 **Fritsch, Toni**, K, None, 1977-81
 55 **Frongillo, John**, C, Baylor, 1962-66
 22 **Fuller, Vincent**, S, Virginia Tech, 2005-10
 95 **Fuller, William**, DE, North Carolina, 1986-93
 26 **Fulton, Kristian**, CB, Louisiana State, 2020-22
 66 **Funchess, Tom**, T, Jackson State, 1971-73

ALL-TIME PLAYER ROSTER

17	Furrer, Will , QB, Virginia Tech, 1995	93	Halapin, Mike , DT, Pittsburgh, 1996-97
	G	45	Hall, Ahmad , FB, Texas, 2006-11
7	Gabbert, Blaine , QB, Missouri, 2018	61	Hall, Barry , OT, Middle Tennessee State, 2001
12	Gage, Justin , WR, Missouri, 2007-10	97	Hall, Carlos , DE, Arkansas, 2002-04
69	Gallik, Andy, C/G , Boston College, 2015	21	Hall, Ken , RB, Texas A&M, 1960-61
35	Ganther, Quinton , RB, Utah, 2006-08	51	Hall, Lemanski , LB, Alabama, 1994-97
8	Garcia, Teddy , K, N.E. Louisiana, 1990	78	Hamilton IV, Woodrow , DT, Mississippi, 2021
30	Gardner, Rich , CB, Penn State, 2004-05	90	Hamm, Bob , DE, Nevada-Reno, 1983-84
59	Gardner, Gilbert , LB, Purdue, 2007	78/94	Hand, Da'Shawn , DE, Alabama, 2021-22
82	Garrison, Gary , WR, San Diego State, 1977	82	Hannah, Travis , WR, Southern California, 1993-95
38	Gehring, Mark , TE, Eastern Washington*, 1987	30	Hardeman, Don , RB, Texas A&I, 1975-77
73	Geisinger, Justin , C/G, Vanderbilt, 2006	33	Harmon, Ronnie , RB, Iowa, 1996-97
27	George, Eddie , RB, Ohio State, 1996-2003	23	Harper, Jamie , RB, Clemson, 2011-12
35/26	George, Spencer , RB, Rice, 1997-99	20	Harper, Nick , CB, Fort Valley State, 2007-09
3	Gerela, Roy , K, New Mexico State, 1969-70	32	Harris, Brandon , CB, Miami (Fla.), 2014-15
29	Germany, Willie , S, Morgan State, 1975	86	Harris, Corey , WR, Vanderbilt, 1992
13	Gesser, Jason , QB, Washington State, 2003	96	Harris, DaJohn , DT, Southern California, 2012
38	Ghee, Brandon , CB, Wake Forest, 2014	38	Harris, Davontae , CB, Illinois State, 2022
50	Gibbens, Jack , LB, Minnesota, 2022	88	Harris, Jackie , TE, N.E. Louisiana, 1998-99
93	Gilbert, Reggie , OLB, Arizona, 2019	61	Harris, Larry , G, Oklahoma State, 1978
88	Giles, Jimmie , TE, Alcorn, 1977	80/83	Harris, Leonard , WR, Texas Tech, 1987-93
87	Givens, David , WR, Notre Dame, 2006-07	64	Harris, Leroy , G/C, N.C. State, 2007-12
81	Givins, Ernest , WR, Louisville, 1986-94	57	Harris, Nigel , LB, South Florida, 2018-19
27	Glick, Freddy , S, Colorado State, 1961-66	27	Harris, Odie , S/CB, Sam Houston State, 1995
54	Glover, Phil , LB, Utah, 1999	26	Harris, Tuff , DB, Montana, 2008
56	Godfrey, Randall , LB, Georgia, 2000-02	68	Hart, Bobby , T, Florida State, 2021
68	Golic, Mike , DT, Notre Dame, 1985-87	88/47	Hartsock, Ben , TE, Ohio State, 2006-07
69/68	Goode, Tom , C, Mississippi State, 1962-65	36	Hartwig, Carter , DB, Southern California, 1979-84
50	Gooden, Zaviar , LB, Missouri, 2013-14	77	Hartwig, Justin , G, Kansas, 2002-05
68	Goodman, Brian , G, UCLA, 1973-74	54/88	Harvey, Claude , LB, Prairie View, 1970-71
99/96	Gordon, Amon , DT, Stanford, 2008, 2010	70	Harvey, Jim , G, Mississippi, 1972
47	Gordon, Bobby , S, Tennessee, 1960	25	Haskins, Hassan , RB, Michigan, 2022
19	Gordon, Josh , WR, Baylor, 2022	8	Hasselbeck, Matt , QB, Boston College, 2011-12
89	Gordon, Richard , TE, Miami (Fla.), 2014	21	Hatchett, Derrick , CB, Texas, 1983
8	Gossett, Jeff , P, Eastern Illinois, 1987	70	Hatfield, Mark , T, Bishop's (Que.), 1995
3	Gostkowski, Stephen , K, Memphis, 2020	56	Havig, Dennis , G, Colorado, 1976
93	Graf, Rick , LB, Wisconsin, 1991-92	35	Hawkins, Chris , CB, Louisiana State, 2011
60	Graham, Aaron , C, Nebraska, 2002	87	Hawkins, Lavelle , WR, California, 2008-12
86	Graham, Daniel , TE, Colorado, 2011	86	Hawkins, Nat , WR, Nevada-Las Vegas, 1975
11	Graham, T.J. , WR, North Carolina State, 2014	75	Haye, Jovan , DT, Vanderbilt, 2009-10
32/30	Granger, Hoyle , RB, Mississippi State, 1966-70, '72	49	Hayes, Chad , TE, Maine, 2002
62	Grant, Ken , G, Howard Payne, 1970	62	Hayes, Jim , DT, Jackson State, 1965-66
52	Grasu, Hroniss , C, Oregon, 2019	71	Hayes, Melvin , T, Mississippi State, 1996-97
21	Gray, Jerry , CB, Texas, 1992	95	Hayes, William , DE, Winston-Salem State, 2008-11
74	Gray, Leon , OT, Jackson State, 1979-81	70	Hayman, Conway , G, Delaware, 1975-80
21	Gray, Mel , KR/WR, Purdue, 1995-97	13	Haymond, Alvin , S, Southern, 1973
65	Greaves, Gary , DE, Miami (Fla.), 1960	92/91	Haynesworth, Albert , DT, Tennessee, 2002-08
11	Green, Dave , P, Ohio, 1973	38	Hebert, Jason , S, Rice, 2002
20	Green, Mike , RB, Houston, 2000-02	72	Helluin, Jerry , DT, Tulane, 1960
17	Green-Beckham , Dorial, WR, Oklahoma, 2015	53	Henderson, Thomas , LB, Langston, 1980
23	Greene, Shonn , RB, Iowa, 2013-14	44	Hendrickson, Steve , HB/F, California, 1995
36	Gresham, Bob , RB, West Virginia, 1973-74	37/87	Hennigan, Charlie , WR, N.W. Louisiana, 1960-66
33	Griffin, Michael , S, Texas, 2007-15	42	Henry, Chris , RB, Arizona, 2007-09
22	Griffin, Larry , DB, North Carolina, 1986	22	Henry, Derrick , RB, Alabama, 2016-22
59	Grimsley, John , LB, Kentucky, 1984-90	20	Henry, Travis , RB, Tennessee, 2005-06
89	Groman, Bill , WR, Heidelberg, 1960-62, '66	15	Hentrich, Craig , P/K, Notre Dame, 1998-2009
81	Groth, Jeff , WR, Bowling Green, 1979-80	73	Herchman, Bill , DT, Texas Tech, 1962
53	Groves, Quentin , LB, Auburn, 2014	41	Herndon, Kelly , CB, Toledo, 2007
57	Gruneisen, Sam , C, Villanova, 1973	28	Hicks, Dwone , RB, Middle Tennessee State, 2003
85	Guenther, Gregg , TE, Southern California, 2005	42	Hicks, Skip , RB, UCLA, 2001
60	Guy, Buzz , G, Duke, 1961	33	Hicks, W.K. , CB, Texas Southern, 1964-69
46	Guidry, Paul , LB, McNeese State, 1973	32	Highsmith, Alonzo , FB, Miami (Fla.), 1987-89
33	Guzik, John , LB, Pittsburgh, 1961	61	Highsmith, Walter , T, Florida A&M, 1972
	H	80	Hill, Darrell , WR, Northern Illinois, 2002-04
70	Haayer, Adam , OT, Minnesota, 2001	85	Hill, Drew , WR, Georgia Tech, 1985-91
21	Hadl, John , QB, Kansas, 1976-77	23	Hill, Greg , CB, Oklahoma State, 1983
80	Hagan, Derek , WR, Arizona State, 2014	72	Hill, Kent , G, Georgia Tech, 1986-87
		21	Hill, Reynaldo , CB Florida, 2005-08
		94	Hill, Sammie , DT/NT, Stillman, 2013-15
		40	Hilliard, Dontrell , RB, Tulane, 2021-22
		78	Hines, Glen Ray , T, Arkansas, 1966-70
		87	Hinton, Eddie , WR, Oklahoma, 1973

ALL-TIME PLAYER ROSTER

81 **McLeod, Bob**, TE, Abilene Christian, 1961-65
 81/13 **McMath, Racey**, WR, Louisiana State, 2021-22
 26 **McMillian, Audray**, CB, Houston, 1985-87
 9 **McNair, Steve**, QB, Alcorn State, 1995-2005
 37/48 **McNair, Todd**, RB/FB, Temple, 1994-95
 89 **McNeil, Gerald**, WR, Baylor, 1990
 86 **McNeil, Clifton**, WR, Grambling, 1973
 30/28 **McNichols, Jeremy**, RB, Boise State, 2018, 2020-21
 6 **McPherson, Don**, QB, Syracuse, 1990
 72 **McQuistan, Pat**, G/T, Weber State, 2013
 51 **McRath, Gerald**, LB, Southern Mississippi, 2009-12
 26 **Meadows, Darryl**, DB, Toledo, 1983-84
 91 **Meads, Johnny**, LB, Nicholls State, 1984-92
 84 **Meier, Shad**, TE, Kansas State, 2001-04
 74/75 **Meredith, Dudley**, DT, Lamar Tech, 1963, 1968
 79 **Meredith, Jamon**, T, South Carolina, 2014-15
 29/12/19 **Merkens, Guido**, DB/WR, Sam Houston State, 1978-80
 7 **Mettenberger, Zach**, QB, Louisiana State, 2014-15
 54 **Meyer, John**, LB, Notre Dame, 1966-67
 77 **Michael, Rich**, T, Ohio State, 1960-66
 76 **Mikolas, Doug**, NT, Portland State, 1988
 84 **Miller, Bill**, DT, New Mexico Highlands, 1962
 66 **Miller, Clay**, T, Michigan*, 1987
 71 **Miller, Fred**, T, Baylor, 2000-04
 4 **Miller, Josh**, P, Arizona, 2007-08
 62 **Miller, Ralph**, G, Alabama State, 1972-73
 48/35/55 **Mills, John Henry**, TE/LB, Wake Forest, 1993-96
 12 **Milstead, Charles**, QB, Texas A&M, 1960-61
 30 **Milton, Chris**, CB, Georgia Tech, 2019-20
 89 **Miotke, Frank**, WR, Grand Valley State, 1991
 30 **Mitchell, Donald**, CB, Southern Methodist, 1999-2002
 41 **Mitchell, Leroy**, CB, Texas Southern, 1969-70
 39 **Mitchell, Terrance**, CB, Oregon, 2022
 97 **Mix, Bryant**, DT, Alcorn State, 1996-97
 56 **Moch, Dontay**, OLB, Nevada, 2014
 24 **Molden, Elijah**, CB, Washington, 2021-22
 94 **Montgomery, Glenn**, DT, Houston, 1989-95
 9 **Montgomery, Greg**, P, Michigan State, 1988-93
 24 **Montgomery, Mike**, WR, Kansas State, 1974
 1 **Moon, Warren**, QB, Washington, 1984-93
 42 **Mooney, Collin**, FB, Army, 2012-13
 33 **Moore Jr., A.J.**, S, Mississippi, 2022
 32 **Moore, Ricky**, FB, Alabama*, 1987
 22 **Moore, Zeke**, CB, Lincoln, 1967-77
 76 **Moran, Eric**, T, Washington, 1984-86
 90/91 **Morgan, Derrick**, DE/OLB, Georgia Tech, 2010-18
 67 **Morgan, Karl**, DT, UCLA, 1986
 30 **Moriarty, Larry**, FB, Notre Dame, 1983-86
 6 **Moroski, Mike**, QB, California-Davis, 1985
 28 **Morris, Aric**, S, Michigan State, 2000-02
 50 **Morris, Dennit**, LB, Oklahoma, 1960-61
 78 **Morrison, Ron**, T, New Mexico, 1960
 11 **Moseley, Mark**, K, Stephen F. Austin, 1971-72
 84 **Moss, Randy**, WR, Marshall, 2010
 83 **Moulds, Eric**, WR, Mississippi State, 2007
 53 **Mount, Deiontrez**, LB, Louisville, 2015
 29 **Mouton, Ryan**, CB, Hawaii, 2009-12
 87 **Mrosko, Bob**, TE, Penn State, 1989
 28 **Muhammad, Khalfani**, RB, California, 2017
 89 **Mulligan, Matthew**, TE, Maine, 2014
 80 **Mullins, Eric**, WR, Stanford, 1984-85
 63 **Munchak, Mike**, G, Penn State, 1982-93
 52/69 **Munyer, Daniel**, C, Colorado, 2020-22
 91 **Murchison, Larrell**, DL, North Carolina State, 2020-22
 50 **Murdock, Guy**, C, Michigan, 1972
 15 **Murdock, O.J.**, WR, Fort Hays State, 2011
 56 **Murphy, Mike**, LB, S.W. Missouri State, 1979
 29 **Murray, DeMarco**, RB, Oklahoma, 2016-17
 77 **Musgrove, Spain**, DT, Utah State, 1970
 32 **Myers, Bobby**, S, Wisconsin, 2000-02

N

57 **Nande, Terna**, LB, Miami (Ohio), 2006
 14 **Naponic, Bob**, QB, Illinois, 1970
 42 **Nash, Damien**, RB, Missouri, 2005
 48 **Natkin, Brian**, TE, Texas El-Paso, 2001
 41 **Neal, Lorenzo**, FB, Fresno State, 1999-00
 6 **Nedney, Joe**, K, San Jose State, 2001-04
 46 **Neighbors, Connor**, FB, Louisiana State, 2015
 75 **Neil, Kenny**, DE, Iowa State*, 1987
 22 **Nelson, Benny**, S, Alabama, 1964
 83 **Nery, Ron**, DE, Kansas State, 1963
 78 **Newhouse, Marshall**, T, Texas Christian, 2020
 67 **Newman, Xavier**, C/G, Baylor, 2022
 26/27 **Newsom, Tony**, CB, Stephen F. Austin, 1987
 46 **Nicholson, Oliver**, LB, Texas Southern, 1975
 23 **Nickey, Donnie**, S, Ohio State, 2003-10
 14 **Nielsen, Gifford**, QB, Brigham Young, 1978-83
 14 **Nix, Kent**, QB, Texas Christian, 1972
 64 **Norgard, Erik**, C/G, Colorado, 1990-98
 43 **Norton, Jim**, S, Idaho, 1960-68
 93 **Nunley, Jeremy**, DE, Alabama, 1994-95

O

98 **Odom, Antwan**, DE, Alabama, 2004-07
 52 **Odom, Sammy**, LB, N.W. Louisiana, 1964
 14 **O'Donnell, Neil**, QB, Maryland, 1999-03
 72 **Oher, Michael**, T, Mississippi, 2014
 85 **Okonkwo, Chig**, TE, Maryland, 2022
 23 **Okotcha, Bennett**, CB, Texas-San Antonio, 2016
 59 **Okuyinonu, Sam**, DE, Maryland, 2022
 37 **Olerich, Dave**, LB, San Francisco, 1971
 39 **Oliver, Hubert**, FB, Arizona, 1986
 69 **Olsen, Eric**, G/C, Notre Dame, 2014
 75 **Olson, Benji**, G, Washington, 1998-2007
 45 **Onesti, Larry**, LB, Northwestern, 1962-65
 98 **Orakpo, Brian**, OLB, Texas, 2015-18
 26 **Orlando, Bo**, S, West Virginia, 1990-94
 85 **Orr, Jonathan**, WR, Wisconsin, 2006
 20/36 **Orr, Kareem**, CB, Chattanooga, 2019-20
 44 **Orzech, Matt**, LS, Azusa Pacific, 2020
 67 **Otto, Bob**, DE, Idaho State*, 1987
 66 **Otto, Mike**, T, Purdue, 2007-13
 40 **Ours, Wes**, FB, West Virginia, 2001
 47 **Overton, Matt**, LS, Western Washington, 2020
 71 **Owens, Joe**, DE, Alcorn State, 1976

P

62 **Page, Craig**, C, Georgia Tech, 1999
 5 **Palmer, Jordan**, QB, Texas-El Paso, 2014
 50 **Palmer, Nate**, LB, Illinois State, 2016-18
 66 **Pamphile, Kevin**, G/T, Purdue, 2018-19
 74 **Parker, Willie**, DT, Arkansas AM&N, 1967-70
 3 **Parkey, Cody**, K, Auburn, 2019
 20 **Parks, Billy**, WR, Cal State-Long Beach, 1973-75
 83 **Parks, Dave**, WR, Texas Tech, 1973
 89 **Parks, Jeff**, TE, Auburn, 1986-87
 30 **Parrish, Bernie**, CB, Florida, 1966
 18 **Parsley, Cliff**, P, Oklahoma State, 1977-82
 7 **Pastorini, Dan**, QB, Santa Clara, 1971-79
 68 **Pasztor, Austin**, OL, Virginia, 2018
 33 **Payton, Jarrett**, RB, Miami (Fla.), 2005
 79 **Patu, Saul**, DT, Oregon, 2001
 44 **Peacock, Johnny**, S, Houston, 1969-70
 35 **Pearman, Alvin**, RB, Virginia, 2009
 10 **Pease, Brent**, QB, Montana, 1987-88
 72 **Peavy, Jayden**, DE, Texas A&M, 2022
 72 **Peguese, Willis**, DE, Miami (Fla.), 1990-92
 95 **Peko, Kyle**, DT, Oregon State, 2021
 32 **Pellerin, Micah**, DB, Hampton, 2013
 52 **Pennison, Jay**, C, Nicholls State, 1986-90
 64 **Perkins, Willis**, G, Texas Southern, 1961, 1963
 20 **Perry, Seniorise**, RB, Louisville, 2020

ALL-TIME PLAYER ROSTER

32 **Perry, Vernon**, S, Jackson State, 1979-82
 56 **Perlo, Phil**, G, Maryland, 1960
 69 **Petersmark, Brett**, C, Eastern Michigan*, 1987
 8 **Peterson, Adrian**, RB, Oklahoma, 2021
 78 **Petit-Frere, Nicholas**, OL, Ohio State, 2022
 85 **Petrowski, Jamie**, TE, Indiana State, 2007
 67 **Petrus, Mitch**, G, Arkansas, 2012
 77 **Pettyjohn, Barry**, T, Pittsburgh, 1987
 35 **Phenix, Perry**, S, Southern Mississippi, 1998-2001
 18 **Phillips, Kyle**, WR, UCLA, 2022
 58 **Phillips, Shaun**, OLB, Purdue, 2014
 61 **Phillips, Wes**, T, Lenoir Rhyne, 1979
 86 **Pickens, Carl**, WR, Tennessee, 2000
 61 **Pilgrim, Evan**, G, Brigham Young, 1998
 69/71 **Piller, Zach**, G, Florida, 1999-2006
 20 **Pinkett, Allen**, RB, Notre Dame, 1986-91
 92 **Pitoitua, Ropati**, DE, Washington State, 2013-15
 53 **Pitts, Hugh**, C, Texas Christian, 1960
 31 **Pollard, Bernard**, S, Purdue, 2013-14
 88 **Poole, Bob**, TE, Clemson, 1966-67
 39 **Poole, Larry**, RB, Kent State, 1978
 38 **Poole, Tyrone**, CB, Fort Valley State, 2008
 44 **Porter, Daryl**, S, Boston College, 2001
 61 **Portis, Marico**, G, Alabama, 2004
 2 **Post, Dickie**, RB, Houston, 1971
 73 **Poutasi, Jeremiah**, G/T, Utah, 2015
 14 **Preston, Michael**, WR, Heidelberg, 2012-13
 84 **Preston, Roell**, WR, Mississippi, 1999
 58 **Pritchard, Ron**, LB, Arizona State, 1969-72
 85 **Pruitt, MyCole**, TE, Southern Illinois, 2018-21

Q

46 **Queen, Jeff**, TE, Morgan State, 1974
 72 **Quessenberry, David**, San Jose State, 2019-21
 54 **Quinn, Steve**, C, Notre Dame, 1968

R

86 **Rader, Kevin**, TE, Youngstown State, 2022
 75 **Radunz, Dillon**, OL, North Dakota State, 2021-22
 11 **Ramsey, Patrick**, QB, Tulane, 2009
 31 **Randall, Marcus**, S, Louisiana State, 2005
 68 **Randall, Tom**, G, Iowa State, 1979
 21 **Randle, Tate**, DB, Texas Tech, 1982
 12 **Ransom, Brian**, QB, Tennessee State, 1983-84
 57 **Ray, Wyatt**, OLB, Boston College, 2020, 2022
 14 **Raymond, Kalif**, WR, Holy Cross, 2019-20
 8 **Reaves, John**, QB, Florida, 1981
 89 **Reed, Alvin**, TE, Prairie View, 1967-72
 42 **Reed, Brooks**, OLB, Arizona, 2020
 66 **Reed, Leo**, G, Colorado State, 1961
 37/24 **Reed, Kalan**, CB, Southern Mississippi, 2016-17
 60 **Regner, Tom**, G, Notre Dame, 1967-72
 97 **Reid, Caraun**, DT, Princeton, 2021
 67 **Reid, Jim**, T/G, Virginia, 1994-95
 23 **Reid, John**, DB, Penn State, 2022
 64 **Reihner, George**, G, Penn State, 1977-80, '82
 37 **Reinfeldt, Mike**, S, Wisconsin-Milwaukee, 1976-83
 82 **Renfro, Mike**, WR, Texas Christian, 1978-83
 25 **Reynaud, Darius**, RB/KR/PR, West Virginia, 2012-13
 18 **Reynolds, Josh**, WR, Texas A&M, 2021
 51 **Reynolds, Robert**, LB, Ohio State, 2004-06
 17 **Rhyme, Jerry**, QB, Tulsa, 1970
 80 **Rice, Andy**, DT, Texas Southern, 1967
 85 **Rice, Floyd**, LB, Alcorn A&M, 1971-73
 72 **Rice, George**, DT, Louisiana State, 1966-70
 56 **Rice, Monty**, LB, Georgia, 2021-22
 7 **Richardson, Bucky**, QB, Texas A&M, 1992-94
 24 **Richardson, Mike**, RB, Southern Methodist, 1969-71
 83/81 **Richardson, Rico**, WR, Jackson State, 2014-15
 30 **Rieves, Charles**, LB, Houston, 1964
 37/28 **Riggs, Cody**, CB, Notre Dame, 2015-16

53 **Riley, Avon**, LB, UCLA, 1981-86
 46/35 **Riley, Curtis**, CB, Fresno State, 2015-17
 21 **Ringer, Javon**, RB, Michigan State, 2009-12
 16 **Ritchey, James**, QB, Stephen F. Austin, 1996
 85 **Roaches, Carl**, KR, Texas A&M, 1980-84
 46/80 **Roan, Michael**, TE, Wisconsin, 1995-99
 50 **Roberson, Derick**, OLB, Sam Houston State, 2019-21
 90 **Roberson, James**, DE, Florida State, 1996-98
 56 **Roberts, Guy**, LB, Maryland, 1972-75
 68 **Roberts, Tim**, DT, Southern Mississippi, 1992-94
 73 **Robertson, Bob**, T, Illinois, 1968
 31 **Robertson, Marcus**, S, Iowa State, 1991-2000
 50/55 **Robinson, Eddie**, LB, Alabama State, 1992-95, 1998-2001
 18 **Robinson, Paul**, RB, Arizona, 1972-73
 37 **Robinson, Rafael**, S, Wisconsin, 1996
 82 **Roby, Courtney**, WR, Indiana, 2005-06
 7 **Roby, Reggie**, P, Iowa, 1996-97
 34 **Rodgers, Willie**, RB, Kentucky State, 1972-75
 61 **Rodriguez, Joel**, C, Miami (Fla.), 2005
 80 **Rogers, Chester**, WR, Grambling State, 2021
 21 **Rolle, Samari**, CB, Florida State, 1998-2004
 55 **Romano, Jim**, C, Penn State, 1984-86
 70 **Roos, Jordan**, G, Purdue, 2022
 71 **Roos, Michael**, T, Eastern Washington, 2005-14
 58 **Rossovich, Tim**, LB, Southern California, 1976
 33/30 **Rozier, Mike**, RB, Nebraska, 1985-90
 87 **Rucker, Conrad**, TE, Southern, 1978-79
 77 **Rudolph, Council**, DE, Kentucky State, 1972
 69 **Runyan, Jon**, T, Michigan, 1996-99
 95 **Rush, Anthony**, DT, Alabama-Birmingham, 2021
 55 **Rushing, Marion**, LB, Southern Illinois, 1968
 86/85 **Russell, Derek**, WR, Arkansas, 1995-97
 55 **Ruud, Barrett**, LB, Nebraska, 2011
 26 **Ryan, Logan**, CB, Rutgers, 2017-19

S

76 **Saffold III, Rodger**, G, Indiana, 2019-21
 95 **Salave'a, Joe**, DT, Arizona, 1998-2001
 73 **Salem, Harvey**, T, Cal-Berkeley, 1983-86
 70 **Sambrailo, Ty**, T, Colorado State, 2020-21
 91/73 **Sampson, Greg**, DE/T, Stanford, 1972-78
 81/18 **Sanders, Chris**, WR, Ohio State, 1995-2002
 73 **Sanderson, Scott**, T, Washington State, 1997-2000
 40 **Sandy, Justin**, S, Northern Iowa, 2004-05
 20 **Sankey, Bishop**, RB, Washington, 2014-15
 7 **Santos, Cairo**, K, Tulane, 2019
 3 **Santoso, Ryan**, K, Minnesota, 2019
 38 **Sargent, Mekhi**, RB, Iowa, 2021
 64 **Saul, Ron**, G, Michigan State, 1970-75
 95 **Savage, Josh**, DE, Utah, 2006
 81 **Sawyer, John**, TE, Southern Mississippi, 1975-76
 80 **Scaife, Bo**, TE, Texas, 2005-10
 57 **Scanlon, Rich**, LB, Syracuse, 2007
 81 **Schifino, Jake**, WR, Akron, 2002-04
 35 **Schillinger, Shann**, S, Montana, 2013
 52 **Schmidt, Bob**, C, Minnesota, 1961-63
 95 **Schobel, Bo**, DE, Texas Christian, 2004-05
 52 **Schobert, Joe**, LB, Wisconsin, 2022
 39 **Schommer, Nick**, S, North Dakota State, 2010
 62 **Schuhmacher, John**, G, Southern California, 78-85
 31 **Schulters, Lance**, S, Hofstra, 2002-04
 75 **Schultz, Bill**, G, Southern California, 1994
 62 **Schwenke, Brian**, C, California, 2013-17
 78 **Scott, DeQuincy**, DE/DT, Southern Mississippi, 2006
 73 **Scott, Jake**, G, Idaho, 2008-11
 53 **Seale, Eugene**, LB, Lamar, 1987-92
 21 **Searcy, Da'Norris**, S, North Carolina, 2015-17
 24 **Sensabaugh, Coty**, CB, Clemson, 2012-15
 37/45 **Severson, Jeff**, S, Cal State-Long Beach, 1973-74
 19 **Sharpe, Tajaé**, WR, Massachusetts, 2016-19
 59 **Shaw, Tim**, LB, Penn State, 2010-12
 96 **Sheppard, Malcolm**, DT, Arkansas, 2010-11

ALL-TIME PLAYER ROSTER

80	Shiancoe, Visanthe , TE, Morgan State, 2013	70	Stith, Carel , DT, Nebraska, 1967-69
74	Shirkey, George , DT, Stephen F. Austin, 1960-61	88	Stocker, Luke , TE, Tennessee, 2017-18
11	Shudak, Caleb , K, Iowa, 2022	69	Stoepel, Terry , T, Tulsa, 1970
37	Sidney, Dainon , CB, Alabama Birmingham, 1998-2002	36	Stone, Donnie , RB, Arkansas, 1966
51	Simerson, John , G, Purdue, 1960	4	Stonehouse, Ryan , P, Colorado State, 2022
98	Simmons, Jeffery , DT, Mississippi State, 2019-22	68	Stotter, Rich , LB, Houston, 1968
8/7	Simms, Chris , QB, Texas, 2008, 2010	74	Strahan, Arthur , DE, Texas Southern, 1965
96	Simon, Corey , DT, Florida State, 2007	53/56	Stringer, Art , LB, Ball State, 1977-81
45	Simon, John , RB, Louisiana Tech, 2002	4	Strong, Jasper , WR, Illinois, 1995
59	Simon, John , OLB, Ohio State, 2021	97	Strong, Kevin , DE, Texas-San Antonio, 2021-22
71	Simonsen, Todd , T, South Dakota State, 1976	68/76/75	Stroth, Vince , G, Brigham Young, 1987-88
36	Sims, LeShaun , CB, Southern Utah, 2016-19	98	Studaway, Mark , DE, Tennessee, 1984
59	Sirmon, Peter , LB, Oregon, 2000-06	68	Studdard, Les , C, Texas, 1983
90	Skaugstad, Daryle , DT, California-Berkeley, 1981-82	62	Sturm, Jerry , C, Illinois, 1971
8	Skelton, John , QB, Fordham, 2013	8/4	Succop, Ryan , K, South Carolina, 2014-19
59	Skipper, Tuzar , OLB, Toledo, 2020	22	Suci, Bob , S, Michigan State, 1962
38	Skrine, Buster , CB, Chattanooga, 2021	76	Suggs, Walt , T, Mississippi State, 1962-71
10	Slack, Reggie , QB, Auburn, 1990-91	7/8	Sullivan, Kent , P, California-Lutheran, 1991, 1993
89/84	Slaughter, Webster , WR, San Diego State, 1992-94	8	Superick, Steve , P, West Virginia*, 1987
41	Sledge, Leroy , RB, Bakersfield J.C., 1971	89	Supernaw, Phillip , TE, Ouachita Baptist, 2015-17
2	Sloman, Sam , K, Miami (Ohio), 2020	40	Sutton, Mickey , S, Auburn, 1966
27	Small, Donovan , S, Minnesota*, 1987	93	Sutton, Mike , DE, Louisiana State, 1998
18	Small, O.J. , WR, Florida, 1990-91	76	Svitek, Will , T, Stanford, 2014
39	Smiley, Tom , RB, Lamar Tech, 1970	87	Swaim, Geoff , TE, Texas, 2020-22
54	Smith, Andre , LB, North Carolina, 2022	64	Swatland, Dick , G, Notre Dame, 1968
54	Smith, Al , LB, Utah State, 1987-96		
25	Smith, Anthony , S, Syracuse, 2011		
32	Smith, Antowain , RB, Houston, 2004		
23	Smith, Bob , S, Miami (Ohio), 1968		
77	Smith, Bubba , DE, Michigan State, 1975-76		
32	Smith, Dave , RB, Ripon, 1960-64		
87	Smith, Dave , WR, Indiana (Pa.), 1972		
20	Smith, D'Joun , CB, Florida Atlantic, 2016		
99	Smith, Doug , DT, Auburn, 1985-92		
81	Smith, Jonnu , TE, Florida International, 2017-20		
54	Smith, Larry , LB, Kentucky*, 1987		
98/96	Smith, Robaire , DT, Michigan State, 2000-03, 2006		
45	Smith, Rod , RB, Ohio State, 2019		
11	Smith, Rusty , QB, Florida Atlantic, 2010-13		
93	Smith, Shaun , DT, South Carolina, 2011		
77	Smith, Sid , C, Southern California, 1974		
83	Smith, Tim , WR, Nebraska, 1980-86		
70/85	Smith, Tody , DE, Southern California, 1973-76		
33/23	Smith, Tye , CB, Towson, 2017-20		
72	Sochia, Brian , DT, N.W. Oklahoma, 1983-85		
90	Solomon, Scott , DE, Rice, 2012		
29	Sowells, Rich , DB, Alcorn State, 1977		
60/67	Spain, Quinton , G, West Virginia, 2015-18		
92	Spears, Anthony , DE, Portland State, 1989		
24	Spence, Julian , S, Huston-Tillotson, 1960-61		
55	Spence, Sean , LB, Miami (Fla.), 2016		
60	Spencer, Chris , G/C, Mississippi, 2013-14		
56	Spencer, Cody , LB, North Texas, 2004-05		
32	Spikes, Jack , RB/K, Texas Christian, 1965		
42	Spillane, Robert , LB, Western Michigan, 2018		
12	Stabler, Ken , QB, Alabama, 1980-81		
39/24	Stafford, Daimion , S, Nebraska, 2013-16		
59	Stallings, Dennis , LB, Illinois, 1997-98		
57	Stamer, Josh , LB, South Dakota, 2008		
57	Staples, Justin , LB, Illinois, 2014-16		
90	Starks, Randy , DT, Maryland, 2004-07		
69	Steinfeld, Al , G/T, C.W. Post, 1983		
70	Steinkuhler, Dean , G/T, Nebraska, 1984-91		
27	Stemrick, Greg , CB, Colorado State, 1975-82		
67	Stensrud, Mike , DT, Iowa State, 1979-85		
53	Stepnoski, Mark , C, Pittsburgh, 1995-98		
88	Stevens, Craig , TE, California, 2008-15		
76	Stewart, David , T, Mississippi State, 2005-13		
81	Stewart, Josh , WR, Oklahoma State, 2014		
26	Stewart, Rayna , S/CB, Northern Arizona, 1996-97		
68	Stingily, Byron , T, Louisville, 2011-14		
61	Stinnie, Aaron , G, James Madison, 2018-19		
		61	Talamini, Bob , G, Kentucky, 1960-67
		17	Tannehill, Ryan , QB, Texas A&M, 2019-22
		11	Tanney, Alex , QB, Monmouth, 2015-17
		93	Tart, Teair , NT, Florida International, 2020-22
		80	Tasker, Steve , WR, Northwestern, 1985-86
		28	Tatum, Jack , DB, Ohio State, 1980
		41	Tavai, J.R. , LB, Southern California, 2015
		42	Taylor, Altie , RB, Utah State, 1976
		87	Taylor, Lionel , WR, New Mexico Highlands, 1967-68
		70/77	Taylor, Malcolm , DE, Tennessee State, 1982-83, '86
		13	Taylor, Taywan , WR, Western Kentucky, 2017-18
		71	Teeter, Mike , DE, Michigan, 1993-94
		82	Thigpen, Yancey , WR, Winston-Salem State, 1998-2000
		28	Thomas, Bill , RB, Boston College, 1973
		36	Thomas, Dee , CB, Nicholls State, 1990
		89	Thomas, Earl , WR/TE, Houston, 1976
		35	Thomas, Jemea , DB, Georgia Tech, 2014
		94	Thomas, Juqua , DE, Oklahoma State, 2001-04
		74	Thomas, Lee , DE, Jackson State, 1975
		20	Thomas, Rodney , RB, Texas A&M, 1995-98
		16	Thomas, Sloan , WR, Texas, 2005
		70	Thomas, Stan , T, Texas, 1993-95
		28	Thomaselli, Rich , RB, West Virginia-Wesleyan, 1981-82
		28	Thompson, Emmuel , CB, Texas A&I*, 1987
		29	Thompson, Josh , DB, Texas, 2022
		28/37	Thompson, Lamont , S, Washington State, 2003-06
		84	Thompson, Taylor , TE, Southern Methodist, 2012-14
		51	Thompson, Ted , LB, Southern Methodist, 1975-84
		50	Thornton, David , LB, North Carolina, 2006-10
		80	Thornton, James , TE, Cal State-Fullerton, 1995
		78	Thornton, John , DT, West Virginia, 1999-2002
		18	Thurman, Andrae , WR, Southern Oregon, 2005
		58	Thweatt, Byron , LB, Virginia, 2001
		78	Tilleman, Mike , DT, Montana, 1971-72
		33/32	Tillman, Spencer , RB, Oklahoma, 1987-88, 1992-94
		47	Tobin, Bill , RB, Missouri, 1963
		44	Tolar, Charles , RB, N.W. Louisiana, 1960-66
		42	Tolbert, Jim , CB, Lincoln, 1972
		11	Tolliver, Billy Joe , QB, Texas Tech, 1994
		49	Toone, Spencer , LB, Utah, 2006
		76	Towns, Morris , T, Missouri, 1977-83
		8	Townsend, Johnny , P, Florida, 2021
		47	Trammell, Allen , S, Florida, 1966
		79	Trask, Orville , DT, Rice, 1960-61
		41	Trawick, Brynden , S, Troy, 2017-18

ALL-TIME PLAYER ROSTER

79	Tretola, Sebastian , G, Arkansas, 2016	56	Wells, Ray , LB, Arizona, 2003
86/84	Troupe, Ben , TE, Florida, 2004-07	70	Wells, Robert , T, J.C. Smith, 1972
10	Trull, Don , QB, Baylor, 1964-69	41	Wells, Terence , RB, Southern Mississippi, 1974
98	Tuatagaloa, Natu , DT/DE, California, 1995	35	West, Terrance , RB, Towson, 2015
20	Tullis, Willie , DB, Troy State, 1981-84	15	Westbrook-Ikhine, Nick , WR, Indiana, 2020-22
55	Tulloch, Stephen , LB, N.C. State, 2006-10	63	Wharton, Hogan , G, Houston, 1960-63
95	Turner, Dwain , DT, Rice*, 1987	33	White, Bob , RB, Ohio State, 1960
59	Turner, Rob , C/G, New Mexico, 2013	79	White, Jim , DE, Colorado State, 1974-75
86	Turzilli, Andrew , WR, Rutgers, 2015	86	White, John , TE, Texas Southern, 1960-61
59	Tuszka, Derrek , OLB, North Dakota State, 2022	25	White, LenDale , RB, Southern California, 2006-09
	U	44	White, Lorenzo , RB, Michigan State, 1988-94
56	Underwood, Olen , LB, Texas, 1966-70	79	White, Marcus , DT, Murray State, 2005
96	Urban, Brent , DE, Virginia, 2019	29	White, Robert , CB, Lamar*, 1987
	V	12	Whitehurst, Charlie , QB, Clemson, 2014-15
24	Vaccaro, Kenny , S, Texas, 2018-20	79	Whitley, Wilson , DT, Houston, 1983
45	Valentine, Ira , RB, Texas A&M, 1987	38	Whittington, C.L. , FS, Prairie View, 1974-78
93	Vanden Bosch, Kyle , DE, Nebraska, 2005-09	89	Wick, Cole , TE, Incarnate Word, 2018
73	Vanoy, Vernon , DT, Kansas, 1973	63	Wilkerson, Doug , G, North Carolina Central, 1970
99	Veal, Demetrin , DT, Tennessee, 2007	33	Wilkins, Jordan , RB, Mississippi, 2021
71/75	Veasey, Craig , DT/DE, Houston, 1992-93, 1995	42	Williams, Armon , S/LB, Arizona, 1997
61	Velasco, Fernando , C/G, Georgia, 2009-12	41	Williams, Cary , CB, Washburn, 2008-09
88	Verhulst, Chris , TE, Chico State, 1988-89	17	Williams, Damian , WR, Southern California, 2010-13
20	Verner, Alterraun , CB, UCLA, 2010-13	73	Williams, David , T, Florida, 1989-95
96	Vickerson, Kevin , DT, Michigan State, 2007-09	69	Williams, Doug , T/G, Texas A&M, 1986-88
34	Viltz, Theo , CB, Southern California, 1966	87	Williams, Jamie , TE, Nebraska, 1984-88
50	Vogel, Paul , LB, South Carolina*, 1987	40	Williams, Jordan , OLB, Tennessee, 2019
31	Voight, Mike , RB, North Carolina, 1977	97	Williams, Lee , DE, Bethune-Cookman, 1991-93
12/7	Volek, Billy , QB, Fresno State, 2000-06	78	Williams, Maxie , G, S.E. Louisiana, 1965
	W	18	Williams, Mike , WR, Southern California, 2007
36	Waddell, Michael , CB, North Carolina, 2004-06	14	Williams, Nick , WR, Connecticut, 2018
19	Wade, Bobby , WR, Arizona, 2005-06	86	Williams, Oliver , WR, Illinois*, 1987
53	Wainscott, Lloyd , LB, Texas, 1969-70	11	Williams, Paul , WR, Fresno State, 2007-08
91	Wake, Cameron , OLB, Penn State, 2019	68	Williams, Ralph , G, Southern, 1982
93	Walden, Erik , OLB, Middle Tennessee State, 2017	35	Williams, Richard , RB, Memphis State, 1984
42	Walker, D'Andre , OLB, Georgia, 2019	86	Williams, Roydell , WR, Tulane, 2005-07
82	Walker, Delanie , TE, Central Missouri, 2013-19	49	Williams, Sam , CB, New Mexico Highlands, 1976
95	Walker, DeMarcus , DL, Florida State, 2022	96	Williams, Sylvester , NT, North Carolina, 2017
25	Walker, Denard , CB, Louisiana State, 1997-2000	25	Williams, Tank , S, Stanford, 2002-05
96	Walker, Gary , DT, Auburn, 1995-98	78	Williams, Todd , G/T, Florida State, 2003-05
29	Walker, Joe , S, Nebraska, 2001	54/53	Williamson, Avery , LB, Kentucky, 2014-17, 21
77	Walker, Rod , DT, Troy State, 2000	10	Williamson, Lee , QB, Presbyterian (SC), 1994
15	Walker, Wayne , K, N.W. Louisiana, 1968	44	Willis, Fred , RB, Boston College, 1972-77
52	Wallace, Aaron , OLB, UCLA, 2016-18	7	Willis, Malik , QB, Liberty, 2022
89	Wallace, Cooper , TE, Auburn, 2006	21	Wilson, George , S, Arkansas, 2013-14
35	Wallace, Ray , FB, Purdue, 1986-87	79	Wilson, Isaiah , T, Georgia, 2020
64	Wallner, Fred , G, Notre Dame, 1960	33	Wilson, J.C. , DB, Pittsburgh, 1978-83
86/82/84	Walls, Herkie , WR, Texas, 1983-85	82	Wilson, Shedrick , WR, Louisiana State, 1996
32	Walsh, Ward , RB, Colorado, 1971-72	45	Wilson, Tim , RB/TE, Maryland, 1977-82
87	Walter, Kevin , WR, Eastern Michigan, 2013	35	Wilson, Tracy , S, Northern Illinois, 2012
83	Walters, Joey , WR, Clemson, 1987	8	Wilson, Tyler , QB, Arkansas, 2013
77	Walton, Sam , T, East Texas State, 1971	95	Wimbley, Kamerion , DE/OLB, Florida State, 2012-14
64	Wand, Seth , T, N.W. Missouri State, 2006	52	Winborn, Jamie , LB, Vanderbilt, 2009-10
33	Ward, Jonathan , RB, Central Michigan, 2022	79	Winkler, Ulrich , DE, None, 2008
70	Warmack, Chance , G, Alabama, 2013-16	22	Wisener, Gary , CB, Baylor, 1961
26/29	Washington, Leon , RB, Florida State, 2013-14	88	Witcher, Albert , S, Baylor, 1960
85	Washington, Nate , WR, Tiffin, 2009-14	92	Witherspoon, Will , LB, Georgia, 2010-12
53/59	Washington, Ted , LB, Mississippi Valley, 1973-82	12	Witkowski, John , QB, Columbia, 1986-87
23	Washington, Vic , RB, Wyoming, 1974	67	Wittenborn, John , G, S.E. Missouri, 1964-68
57	Watson, Ed , LB, Grambling, 1969	96	Woods, Al , NT, Louisiana State, 2014-16
99	Weaver, Rashad , OLB, Pittsburgh, 2021-22	75	Woods, Antwaun , NT, Southern California, 2016
38	Webb, B.W. , CB, William & Mary, 2015	80	Woods, Glenn , DT, Prairie View, 1969
90	Webster, George , LB, Michigan State, 1967-72	49	Woods, LeVar , LB, Iowa, 2006-07
3	Weeden, Brandon , QB, Oklahoma State, 2017	2	Woods, Robert , WR, Southern California, 2022
14	Weems, Eric , WR, Bethune-Cookman, 2017	42	Woods, Robert , WR, Grambling, 1978
86	Wegener, Bucky , DT, Missouri, 1962-63	5	Woodside, Logan , QB, Toledo, 2020-21
28	Weger, Mike , S, Bowling Green, 1976-77	59	Woodyard, Wesley , LB, Kentucky, 2014-19
20	Weir, Sammy , WR, Arkansas State, 1965	26	Woolfolk, Andre , CB, Oklahoma, 2003-06
88	Wellman, Gary , WR, Southern California, 1991-94	40	Woolfolk, Butch , RB, Michigan, 1985-86
		36	Wooten, Khalid , CB, Nevada, 2013-14
		52	Wortham, Barron , LB, Texas El-Paso, 1994-99
		29/25	Wreh-Wilson, Blidi , CB, Connecticut, 2013-15
		17	Wright, Elmo , WR, Houston, 1975

ALL-TIME PLAYER ROSTER

13 **Wright, Kendall**, WR, Baylor, 2012-16
 37 **Wright, Thomas**, S, Michigan State, 2003
 41 **Wyatt, Alvin**, CB, Bethune-Cookman, 1973
 89 **Wycheck, Frank**, TE, Maryland, 1995-2003
 19 **Wylie, Devon**, WR, Fresno State, 2013
 79 **Wynn, Jarius**, DE, Georgia, 2012

Y

84 **Yamini, Bashir**, WR, Iowa, 2000
 66 **Yarno, George**, C/G, Washington State, 1989
 80 **Yeats, James**, TE, Florida, 1960
 68 **Young, Almon**, G, Bethune-Cookman*, 1987
 56/63 **Young, Bob**, G, Howad Payne, 1971, 1980

77 **Young, James**, DE, Texas Southern, 1977-79
 99 **Young, Robert**, DE, Mississippi State, 1996
 10 **Young, Vince**, QB, Texas, 2006-10

Z

87 **Zaeske, Paul**, WR, North Park, 1969-70
 7 **Zendejas, Tony**, K, Nevada-Reno, 1985-90

* Played in replacement games only

ALL-TIME JERSEY NUMBERS

(* Played in replacement games only)

00

Ken Burrough, WR, Texas Southern, 1971-81

1

Warren Moon, QB, Washington, 1984-93
 Gary Anderson, K, Syracuse, 2003-04

2

Dickie Post, RB, Houston, 1971
 Skip Butler, K, Texas-Arlington, 1972-77
 Rob Bironas, K, Georgia Southern, 2005-13
 Sam Sloman, K, Miami (Ohio), 2020
 Julio Jones, WR, Alabama, 2021
 Robert Woods, WR, Southern California, 2022

3

Roy Gerela, K, New Mexico State, 1969-70
 Al Del Greco, K, Auburn, 1991-2000
 Reggie Hodges, P, Ball State, 2009
 Brandon Weeden, QB, Oklahoma State, 2017
 Austin Barnard, K/P, Samford, 2018
 Cody Parkey, K, Auburn, 2019
 Ryan Santoso, K, Minnesota, 2019
 Stephen Gostkowski, K, Memphis, 2020
 Caleb Farley, CB, Virginia Tech, 2021-22

4

David Beverly, P, Auburn, 1974
 Florian Kempf, K, Pennsylvania, 1982-84
 Jasper Strong, WR, Illinois, 1995
 Josh Miller, P, Arizona, 2007-08
 Ryan Fitzpatrick, QB, Harvard, 2013
 Ryan Succop, K, South Carolina, 2015-19
 Ryan Stonehouse, K, Colorado State, 2022

5

Chester Marcol, K, Hillsdale, 1980
 Kerry Collins, QB, Penn State, 2006-10
 Jordan Palmer, QB, Texas-El Paso, 2014
 Logan Woodside, QB, Toledo, 2020-21

6

John James, P, Florida, 1982-84
 Mike Moroski, QB, California-Davis, 1985
 Don McPherson, QB, Syracuse, 1990
 Ian Howfield, K, Tennessee, 1991
 Mike Elkins, QB, Wake Forest, 1992
 Joe Nedney, K, San Jose State, 2001-04
 Brett Kern, P, Toledo, 2009-21
 Josh Lambo, K, Texas A&M, 2022

7

Dan Pastorini, QB, Santa Clara, 1971-79
 Tony Zendejas, K, Nevada-Reno, 1985-90
 Kent Sullivan, P, California-Lutheran, 1991
 Bucky Richardson, QB, Texas A&M, 1992-94
 Reggie Roby, P, Iowa, 1996-97
 Billy Volek, QB, Fresno State, 2002-06
 Chris Simms, QB, Texas, 2010
 Zach Mettenberger, QB, Louisiana State, 2014-15
 Blaine Gabbert, QB, Missouri, 2018
 Cairo Santos, K, Tulane, 2019
 Greg Joseph, K, Florida Atlantic, 2019
 D'Onta Foreman, RB, Texas, 2021
 Malik Willis, QB, Liberty, 2022

8

Ed Baker, QB, Lafayette, 1972
 John Reaves, QB, Florida, 1981
 Archie Manning, QB, Mississippi, 1982-83
 Joe Cooper, K, Cal-Berkeley, 1984
 Jeff Gossett, P, Eastern Illinois, 1987
 Steve Superick, P, West Virginia*, 1987
 Teddy Garcia, K, N.E. Louisiana, 1990
 Kent Sullivan, P, California-Lutheran, 1993
 Aaron Elling, K, Wyoming, 2004
 Matt Mauck, QB, Louisiana State, 2005
 Chris Simms, QB, Texas, 2008
 Matt Hasselbeck, QB, Boston College, 2011-12
 John Skelton, QB, Fordham, 2013
 Tyler Wilson, QB, Arkansas, 2013
 Ryan Succop, K, South Carolina, 2014
 Marcus Mariota, QB, Oregon, 2015-19
 Ryan Allen, P, Louisiana Tech, 2020
 Michael Badgley, K, Miami (Fla.), 2021
 Johnny Townsend, P, Florida, 2021
 Adrian Peterson, RB, Oklahoma, 2021
 Cody Hollister, WR, Arkansas, 2022

9

John Dietrich, K, Ball State*, 1987
 Greg Montgomery, P, Michigan State, 1988-93
 Steve McNair, QB, Alcorn State, 1995-2005

10

Don Trull, QB, Baylor, 1964-69
 Lynn Dickey, QB, Kansas State, 1971-75
 Craig Bradshaw, QB, Utah State, 1980
 Oliver Luck, QB, West Virginia, 1982-86
 Brent Pease, QB, Montana, 1987-88
 Reggie Slack, QB, Auburn, 1990-91
 Lee Williamson, QB, Presbyterian (SC), 1994
 Vince Young, QB, Texas, 2006-10

Jake Locker, QB, Washington, 2011-14
 Tre McBride, WR, William & Mary, 2016
 Adam Humphries, WR, Clemson, 2019-20
 Dez Fitzpatrick, WR, Louisville, 2021-22

11

Buddy Humphrey, QB, Baylor, 1966
 Pete Beathard, QB, Southern California, 1967-69
 Spike Jones, P, Georgia, 1970
 Mark Moseley, K, Stephen F. Austin, 1971-72
 Dave Green, P, Ohio, 1973
 James Foote, QB, Delaware Valley, 1974
 Tom Duniven, QB, Texas Tech, 1977-78
 Harold Bailey, WR, Oklahoma State, 1981
 Lee Johnson, P, Brigham Young, 1985-87
 Billy Joe Tolliver, QB, Texas Tech, 1994
 Steve Matthews, QB, Memphis State, 1998
 Paul Williams, WR, Fresno State, 2007-08
 Patrick Ramsey, QB, Tulane, 2009
 Rusty Smith, QB, Florida Atlantic, 2010-13
 T.J. Graham, WR, North Carolina State, 2014
 Alex Tanney, QB, Monmouth, 2015-17
 A.J. Brown, WR, Mississippi, 2019-21
 Caleb Shudak, K, Iowa, 2022
 Joshua Dobbs, QB, Tennessee, 2022

12

Charles Milstead, QB, Texas A&M, 1960-61
 Bob Davis, QB, Virginia, 1967-69
 Charley Johnson, QB, New Mexico State, 1970-71
 George Amundson, RB, Iowa State, 1973-74
 Guido Merkens, DB/WR, Sam Houston State, 1979
 Ken Stabler, QB, Alabama, 1980-81
 Brian Ransom, QB, Tennessee State, 1983-84
 John Witkowski, QB, Columbia, 1986-87
 Calvin Loveall, CB, Idaho, 1988
 Chris Chandler, QB, Washington, 1995-96
 Billy Volek, QB, Fresno State, 2000-01
 Doug Johnson, QB, Florida, 2004
 Justin Gage, WR, Missouri, 2007-10
 Charlie Whitehurst, QB, Clemson, 2014-15
 Austin Davis, QB, Southern Mississippi, 2018
 Rashard Davis, WR, James Madison, 2019
 Trevor Daniel, P, Tennessee, 2020
 Mason Kinsey, WR, Berry College, 2021-22

13

Alvin Haymond, S, Southern, 1973
 James Foote, QB, Delaware Valley, 1976
 Kevin Daft, QB, California-Davis, 1999
 Jason Gesser, QB, Washington State, 2003
 Stafon Johnson, RB, Southern California, 2010
 Kendall Wright, WR, Baylor, 2012-16

Taywan Taylor, WR, Western Kentucky, 2017-18
Cameron Batson, WR, Texas Tech, 2019-2021
Racey McMath, WR, Louisiana State, 2022

14

Billy Anderson, QB, Tulsa, 1967
Bob Naponic, QB, Illinois, 1970
Kent Nix, QB, Texas Christian, 1972
Gifford Nielsen, QB, Brigham Young, 1978-83
Cody Carlson, QB, Baylor, 1987-94
Neil O'Donnell, QB, Maryland, 1999-03
Michael Preston, WR, Heidelberg, 2012-13
Damaris Johnson, WR, Tulsa, 2015
Eric Weems, WR, Bethune-Cookman, 2017
Nick Williams, WR, Connecticut, 2018
Kalif Raymond, WR, Holy Cross, 2019-20
Randy Bullock, K, Texas A&M, 2021-22

15

Jacky Lee, QB, Cincinnati, 1960-63, 1966-67
Wayne Walker, K, N.W. Louisiana, 1968
Al Johnson, S, Cincinnati, 1972-78
Craig Hentrich, P/K, Notre Dame, 1998-2009
O.J. Murdock, WR, Fort Hays State, 2011
Justin Hunter, WR, Tennessee, 2013-15
Darius Jennings, WR, Virginia, 2017-19
Nick Westbrook-Ikhine, WR, Indiana, 2020-22

16

George Blanda, QB, Kentucky, 1960-66
Kelly Cochrane, QB, Miami (Fla.), 1972
Toni Fritsch, K, None, 1977-81
Rich Camarillo, P, Washington, 1994-95
James Ritchey, QB, Stephen F. Austin, 1996
Sloan Thomas, WR, Texas, 2005
Tre McBride, WR, William & Mary, 2015
Matt Cassel, QB, Southern California, 2016-17
Cody Hollister, WR, Arkansas, 2019-21
Treyton Burks, WR, Arkansas, 2022

17

Jerry Rhome, QB, Tulsa, 1970
Braden Beck, K, Stanford, 1971
Elmo Wright, WR, Houston, 1975
Reggie Brown, WR, Alabama State, 1993
Will Furrer, QB, Virginia Tech, 1995
Dave Krieg, QB, Milton (Wisc.), 1997-98
Chris Coleman, WR, N.C. State, 2000
Chris Davis, WR, Florida State, 2007-09
Damian Williams, WR, Southern California, 2010-13
Kris Durham, WR, Georgia, 2014
Dorial Green-Beckham, WR, Oklahoma, 2015
Cameron Batson, WR, Texas Tech, 2018
Ryan Tannehill, QB, Texas A&M, 2019-22

18

Randy Kerbow, WR, Rice, 1963-64
Charlie Joiner, WR, Grambling, 1970-72
Paul Robinson, RB, Arizona, 1972-73
Cliff Parsley, P, Oklahoma State, 1977-82
Chris Sanders, WR, Ohio State, 2002
O.J. Small, WR, Florida, 2005
Andrae Thurman, WR, Southern Oregon, 2005
Mike Williams, WR, Southern California, 2007
Kenny Britt, WR, Rutgers, 2009-13
Rishard Matthews, WR, Nevada, 2016-18
Josh Reynolds, WR, Texas A&M, 2021
Kevin Hogan, QB, Stanford, 2021
Kyle Phillips, WR, UCLA, 2022

19

Willie Alexander, CB, Alcorn A&M, 1971-79
Guido Merkens, DB/WR, Sam Houston State, 1980

Quintin Jones, S, Pittsburgh, 1989-90
Drew Bennett, WR, UCLA, 2001
Bobby Wade, WR, Arizona, 2005-06
Justin McCareins, WR, Northern Illinois, 2008
Dominique Edison, WR, Stephen F. Austin, 2009
Devon Wylie, WR, Fresno State, 2013
Tajaé Sharpe, WR, Massachusetts, 2016-19
Josh Gordon, WR, Baylor, 2022
Chris Conley, WR, Georgia, 2022

20

Billy Cannon, RB, Louisiana State, 1960-63
Sammy Weir, WR, Arkansas State, 1965
Dick Compton, WR, McMurray, 1965
Miller Farr, CB, Wichita State, 1967-69
Rhett Dawson, WR, Florida State, 1972
Billy Parks, WR, Cal State-Long Beach, 1973-75
Bill Currier, DB, South Carolina, 1977-79
Willie Tullis, DB, Troy State, 1981-84
Allen Pinkett, RB, Notre Dame, 1986-91
Emanuel Martin, CB, Alabama State, 1993
Rodney Thomas, RB, Texas A&M, 1995-98
Mike Green, RB, Houston, 2000-02
Mike Echols, CB, Wisconsin, 2003-04
Travis Henry, RB, Tennessee, 2005-06
Nick Harper, CB, Fort Valley State, 2007-09
Alterraun Verner, CB, UCLA, 2010-13
Bishop Sankey, RB, Washington, 2014-15
Perrish Cox, CB Oklahoma State, 2016
D'Joun Smith, CB, Florida Atlantic, 2016
Demontre Hurst, CB, Oklahoma, 2017
Kenneth Durden, CB, Youngstown State, 2018
Kareem Orr, CB, Chattanooga, 2019
Senorise Perry, RB, Louisville, 2020
Jackrabbitt Jenkins, CB, North Alabama, 2021
Lonnie Johnson Jr., DB, Kentucky, 2022

21

Ken Hall, RB, Texas A&M, 1960-61
Bobby Brezina, RB, Houston, 1963
Pete Johns, S, Tulane, 1967-68
John Douglas, CB, Texas Southern, 1969
John Hadl, QB, Kansas, 1976-77
Charles Jefferson, DB, McNeese State, 1979-80
Tate Randle, DB, Texas Tech, 1982
Derrick Hatchett, CB, Texas, 1983
Bo Eason, S, California-Davis, 1984-86
Craig Birdsong, S, North Texas State, 1987
Bo Eason, S, California-Davis, 1987
Tracey Eaton, S, Portland State, 1988-89
Leander Knight, S, Montclair State, 1990
Jerry Gray, CB, Texas, 1992
Mel Gray, KR/WR, Purdue, 1995-97
Samari Rolle, CB, Florida State, 1998-2004
Reynaldo Hill, CB Florida, 2005-08
Javon Ringer, RB, Michigan State, 2009-12
George Wilson, S, Arkansas, 2013-14
Da'Norris Searcy, S, North Carolina, 2015-17
Malcolm Butler, CB, West Alabama, 2018-20
Matthais Farley, S, Notre Dame, 2021
Roger McCreary, CB, Auburn, 2022

22

Don Brown, RB, Houston, 1960
Joe Majors, DB, Florida State, 1960
Gary Wisener, CB, Baylor, 1961
Bob Suci, S, Michigan State, 1962
Benny Nelson, S, Alabama, 1964
B.W. Cheeks, RB, Texas Southern, 1965
Zeke Moore, CB, Lincoln, 1967-77
Bill Kay, CB, Purdue, 1981-83
Larry Griffin, DB, North Carolina, 1986
Kenny Johnson, S, Mississippi State, 1986-89
Herbie Anderson, CB, Texas A&I, 1991

Tony Brown, CB, Fresno State, 1992-93
Tomur Barnes, CB, North Texas, 1994-96
Mike Archie, RB, Penn State, 1997-98
Andre Dyson, CB, Utah, 2001-04
Vincent Fuller, S, Virginia Tech, 2005-10
Jackie Battle, RB, Houston, 2013
Dexter McCluster, RB, Mississippi, 2014-15
Derrick Henry, RB, Alabama, 2016-22

23

Bobby Jancik, S, Lamar Tech, 1962-67
Bob Smith, S, Miami (Ohio), 1968
Jerry LeVias, WR, Southern Methodist, 1969-70
Vic Washington, RB, Wyoming, 1974
Tom Dempsey, K, Palomar J.C., 1977
Greg Hill, CB, Oklahoma State, 1983
Richard Johnson, CB, Wisconsin, 1985-92
Blaine Bishop, S, Ball State, 1993-2001
Donnie Nickey, S, Ohio State, 2003-10
Jamie Harper, RB, Clemson, 2011-12
Shonn Greene, RB, Iowa, 2013-14
David Cobb, RB, Minnesota, 2015
Brice McCain, CB, Utah, 2016-17
Tye Smith, CB, Towson, 2018-20
Chris Jones, CB, Nebraska, 2021
Trenton Cannon, RB, Virginia State, 2022
John Reid, DB, Penn State, 2022

24

Julian Spence, S, Huston-Tillotson, 1960-61
Mike Richardson, RB, Southern Methodist, 1969-71
Mike Montgomery, WR, Kansas State, 1974
Steve Brown, CB, Oregon, 1983-87
Charles Clinton, CB, San Jose State*, 1987
Steve Brown, CB, Oregon, 1988-90
Steve Jackson, CB, Purdue, 1991-99
Tony Beckham, CB, Wisconsin-Stout, 2002-05
Chris Hope, S, Florida State, 2006-11
Coty Sensabaugh, CB, Clemson, 2012-15
Daimion Stafford, S, Nebraska, 2016
Kalan Reed, CB, Southern Mississippi, 2017
Kenny Vaccaro, S, Texas, 2018-20
Elijah Molden, CB, Washington, 2021-22

25

Gene Jones, CB, Rice, 1961
Ode Burrell, RB, Mississippi State, 1964-69
John Charles, S, Purdue, 1971-74
Kurt Knoff, DB, Kansas, 1977-78
Keith Bostic, S, Michigan, 1983-88
Bubba McDowell, S, Miami (Fla.), 1989-94
Torey Hunter, CB, Washington State, 1995
Denard Walker, CB, Louisiana State, 1997-2000
DeRon Jenkins, CB, Tennessee, 2001
Tank Williams, S, Stanford, 2002-05
LenDale White, RB, Southern California, 2006-09
Anthony Smith, S, Syracuse, 2011
Darius Reynaud, RB/KR/PR, West Virginia, 2012-13
Blidi Wreh-Wilson, CB, Connecticut, 2014-15
Rashad Johnson, S, Alabama, 2016
Adoree' Jackson, CB, Southern California, 2017-20
Jamal Carter, S, Miami (Fla.), 2021
Hassan Haskins, RB, Michigan, 2022

26

Lawrence Elkins, WR, Baylor, 1965-68
Larry Eaglin, CB, Stephen F. Austin, 1973
Rob Carpenter, RB, Miami (Ohio), 1977-81
Darryl Meadows, DB, Toledo, 1983-84
Audray McMillian, CB, Houston, 1985-87
Tony Newsom, CB, Stephen F. Austin*, 1987
Bo Orlando, S, West Virginia, 1990-94
Chuck Cecil, S, Arizona, 1995

ALL-TIME JERSEY NUMBERS

Rayna Stewart, S/CB, Northern Arizona, 1996-97
 Spencer George, RB, Rice, 1998-99
 Andre Woolfolk, CB, Oklahoma, 2003-06
 Tuff Harris, DB, Montana, 2008
 Kevin Kaesviharn, S, Augustana (S.D.), 2009
 Jordan Babineaux, S, Southern Arkansas, 2011-12
 Markelle Martin, S, Oklahoma State, 2013
 Leon Washington, RB, Florida State, 2013
 Antonio Andrews, RB, Western Kentucky, 2014-16
 Logan Ryan, CB, Rutgers, 2017-19
 Kristian Fulton, CB, Louisiana State, 2020-22

27

Freddy Glick, S, Colorado State, 1961-66
 Glen Bass, WR, East Carolina, 1967-68
 Joe Blahak, S, Nebraska, 1973
 Greg Stemrick, CB, Colorado State, 1975-82
 Mike Kennedy, DB, Toledo, 1984
 Sonny Brown, S, Oklahoma, 1987
 Donovan Small, S, Minnesota*, 1987
 Tony Newsom, CB, Stephen F. Austin, 1987
 Quintin Jones, S, Pittsburgh, 1988-89
 Terry Kinard, S, Clemson, 1990
 Terry Hoage, S, Georgia, 1993
 Odie Harris, S/CB, Sam Houston State, 1995
 Eddie George, RB, Ohio State, 1996-2003

28

Charles Frazier, WR, Texas Southern, 1962-68
 Andy Hopkins, RB, Stephen F. Austin, 1971
 Bill Thomas, RB, Boston College, 1973
 Mike Weger, S, Bowling Green, 1976-77
 Jack Tatum, DB, Ohio State, 1980
 Rich Thomaselli, RB, West Virginia-Wesleyan,
 1981-82
 Allen Lyday, S, Nebraska, 1984-87
 Emmuel Thompson, CB, Texas A&I*, 1987
 Cris Dishman, CB, Purdue, 1988-96
 George McCullough, CB, Baylor, 1997-99
 Aric Morris, S, Michigan State, 2000-02
 Dwone Hicks, RB, Middle Tennessee State, 2003
 Lamont Thompson, S, Washington State, 2004-06
 Chris Barclay, RB, Wake Forest, 2007
 Chidi Iwuoma, CB, California, 2007
 Chris Johnson, RB, East Carolina, 2008-13
 Marqueston Huff, DB, Wyoming, 2014-15
 Cody Riggs, CB, Notre Dame, 2016
 Khalfani Muhammad, RB, California, 2017
 Kendrick Lewis, S, Mississippi, 2018
 Dalyn Dawkins, RB, Colorado State, 2019
 Jeremy McNichols, RB, Boise State, 2020-21
 Joshua Kalu, DB, Nebraska, 2022

29

Ken Houston, S, Prairie View, 1967-72
 Leonard Fairley, S, Alcorn A&M, 1974
 Willie Germany, S, Morgan State, 1975
 Rich Sowells, DB, Alcorn State, 1977
 Guido Merkens, DB/WR, Sam Houston State, 1978
 Patrick Allen, CB, Utah State, 1985-87
 Robert White, CB, Lamar*, 1987
 Patrick Allen, CB, Utah State, 1988-90
 Darryll Lewis, CB, Arizona, 1991-98
 Joe Walker, S, Nebraska, 2001
 Rich Coady, S, Texas A&M, 2002
 Chris Brown, RB, Colorado, 2003-07
 Chris Carr, DB, Boise State, 2008
 Ryan Mouton, CB, Hawaii, 2009-12
 Bliidi Wreh-Wilson, CB, Connecticut, 2013
 Leon Washington, RB, Florida State, 2014
 Perrish Cox, CB, Oklahoma State, 2015

DeMarco Murray, RB, Oklahoma, 2016-17
 Dane Cruikshank, DB, Arizona, 2018-21
 Josh Thompson, DB, Texas, 2022

30

Mike Dukes, LB, Clemson, 1960-63
 Charles Rieves, LB, Houston, 1964
 Bernie Parrish, CB, Florida, 1966
 Hoyle Granger, RB, Mississippi State, 1972
 Don Hardeman, RB, Texas A&I, 1975-77
 Kenny King, RB, Oklahoma, 1979
 Larry Moriarty, FB, Notre Dame, 1983-86
 Mike Rozier, RB, Nebraska, 1987
 Herman Hunter, RB, Tennessee State*, 1987
 Mike Rozier, RB, Nebraska, 1988-90
 Victor Jones, RB, Louisiana State, 1991
 Mike Davis, CB, Cincinnati, 1994
 Anthony Dorsett, CB, Pittsburgh, 1996-97
 Donald Mitchell, CB, Southern Methodist, 1999-2002
 Rich Gardner, CB, Penn State, 2004-05
 Eric King, CB, Wake Forest, 2006-08
 Jason McCourty, CB, Rutgers, 2009-16
 Jeremy McNichols, RB, Boise State, 2018
 Mike Milton, CB, Georgia Tech, 2019-20
 Bradley McDougald, S, Kansas, 2021
 Greg Mabin, CB, Iowa, 2021
 Tre Avery, CB, Rutgers, 2022

31

Doug Cline, LB, Clemson, 1960-66
 Mike Voight, RB, North Carolina, 1977
 Brian Duncan, RB, Southern Methodist, 1978
 Gary Allen, RB, Hawaii, 1982
 Jeff Donaldson, S, Colorado, 1984-87
 Larry Joyner, S, Minnesota*, 1987
 Kurt Kafentzis, S, Hawaii*, 1987
 Keith McDonald, WR, San Jose State*, 1987
 Jeff Donaldson, S, Colorado, 1988-89
 Quintin Jones, S, Pittsburgh, 1990
 Marcus Robertson, S, Iowa State, 1991-2000
 Lance Schulters, S, Hofstra, 2002-04
 Marcus Randall, S, Louisiana State, 2005
 Cortland Finnegan, CB, Samford, 2006-11
 Markelle Martin, S, Oklahoma State, 2012
 Bernard Pollard, S, Purdue, 2013-14
 Josh Aubrey, S, Stephen F. Austin, 2015
 Kevin Byard, S, Middle Tennessee State, 2016-22

32

Dave Smith, RB, Ripon, 1960-64
 Jack Spikes, RB/K, Texas Christian, 1965
 Hoyle Granger, RB, Mississippi State, 1966-70
 Ward Walsh, RB, Colorado, 1971-72
 Ron Lumpkin, CB, Arizona State, 1975
 Vernon Perry, S, Jackson State, 1979-82
 Stan Edwards, RB, Michigan, 1984-86
 Alonzo Highsmith, FB, Miami (Fla.), 1987
 Ricky Moore, FB, Alabama*, 1987
 Alonzo Highsmith, FB, Miami (Fla.), 1988-89
 Spencer Tillman, RB, Oklahoma, 1992-94
 Mike Archie, RB, Penn State, 1996
 Tomur Barnes, CB, North Texas, 1997
 Bobby Myers, S, Wisconsin, 2000-02
 Antowain Smith, RB, Houston, 2004
 Pacman Jones, CB, West Virginia, 2005-06
 Robert Johnson, S, Utah, 2010-12
 Micah Pellerin, DB, Hampton, 2013
 Brandon Harris, CB, Miami (Fla.), 2014-15
 David Fluellen, RB, Toledo, 2016-19
 Darrynton Evans, RB, Appalachian State, 2020-21
 Ugo Amadi, DB, Oregon, 2022

Greg Mabin, CB, Iowa, 2022

33

Bob White, RB, Ohio State, 1960
 John Guzik, LB, Pittsburgh, 1961
 Gene Babb, LB, Austin College, 1962-63
 W.K. Hicks, CB, Texas Southern, 1964-69
 Benny Johnson, CB, J.C. Smith, 1970-73
 Mark Cotney, S, Cameron State, 1975
 Joe Dawkins, RB, Wisconsin, 1976
 J.C. Wilson, DB, Pittsburgh, 1978-83
 Mike Rozier, RB, Nebraska, 1985-86
 Spencer Tillman, RB, Oklahoma, 1987-88
 Billy Bell, CB, Lamar, 1989
 Gary Brown, RB, Penn State, 1991-95
 Ronnie Harmon, RB, Iowa, 1996-97
 Anthony Dorsett, CB, Pittsburgh, 1998-99
 Michael Booker, CB, Nebraska, 2000-01
 Greg Comella, FB, Stanford, 2002
 Ray Jackson, RB, Cincinnati, 2003
 Jarrett Payton, RB, Miami (Fla.), 2005
 Michael Griffin, S, Texas, 2007-15
 Tye Smith, CB, Towson, 2017
 Dion Lewis, RB, Pittsburgh, 2018-19
 Johnathan Joseph, CB, South Carolina, 2020
 Desmond King II, CB, Iowa, 2020
 Brady Breeze, S, Oregon, 2021
 Jordan Wilkins, RB, Mississippi, 2021
 A.J. Moore Jr., S, Mississippi, 2022
 Jonathan Ward, RB, Central Michigan, 2022

34

Chuck Kendall, S, UCLA, 1960
 Jack Laraway, LB, Purdue, 1961
 Dalton Hoffman, RB, Baylor, 1964-65
 Theo Viltz, CB, Southern California, 1966
 Joe Dawkins, RB, Wisconsin, 1970-71
 Willie Rodgers, RB, Kentucky State, 1972-75
 Earl Campbell, RB, Texas, 1978-84

35

Bo Dickenson, RB, Southern Mississippi, 1963
 John H. Johnson, RB, Arizona State, 1966
 Woody Campbell, RB, Northwestern, 1967-71
 Stan Edwards, RB, Michigan, 1982-83
 Richard Williams, RB, Memphis State, 1984
 Ray Wallace, FB, Purdue, 1986-87
 Eric Cobble, RB, S.W. Texas State*, 1987
 John Henry Mills, TE/LB, Wake Forest, 1995
 Marion Butts, RB, Florida State, 1995
 Spencer George, RB, Rice, 1997
 Perry Phenix, S, Southern Mississippi, 1998-2001
 Robert Holcombe, RB, Illinois, 2002-04
 Quinton Ganther, RB, Utah, 2006-08
 Alvin Pearman, RB, Virginia, 2009
 Chris Hawkins, CB, Louisiana State, 2011
 Tracy Wilson, S, Northern Illinois, 2012
 Shann Schillinger, S, Montana, 2013
 Jemea Thomas, DB, Georgia Tech, 2014
 Terrance West, RB, Towson, 2015
 Curtis Riley, DB, Fresno State, 2016-17
 Tramaine Brock Sr., CB, Belhaven, 2019
 Chris Jackson, DB, Marshall, 2020-22

36

Donnie Stone, RB, Arkansas, 1966
 Roy Hopkins, RB, Texas Southern, 1967-71
 Bob Gresham, RB, West Virginia, 1973-74
 Robert Holmes, RB, Southern, 1975
 Carter Hartwig, DB, Southern California, 1979-84
 Chuck Banks, FB, West Virginia Tech, 1987

ALL-TIME JERSEY NUMBERS

Dee Thomas, CB, Nicholls State, 1990
 Melvin Aldridge, S, Murray State, 1993
 Mike Echols, CB, Wisconsin, 2002
 Michael Waddell, CB, North Carolina, 2004-06
 Rafael Little, RB, Kentucky, 2008
 Jamar Love, CB, Arkansas, 2009
 Darren Evans, Virginia Tech, 2012
 Khalid Wooten, CB, Nevada, 2013-14
 LeShaun Sims, CB, Southern Utah, 2016-19
 Kareem Orr, CB, Chattanooga, 2020
 Julius Chestnut, RB, Sacred Heart, 2022

37

Charlie Hennigan, WR, N.W. Louisiana, 1960
 Ron Botchan, LB, Occidental, 1961
 Jess Lewis, LB, Oregon State, 1970
 Dave Olerich, LB, San Francisco, 1971
 Jeff Severson, S, Cal State-Long Beach, 1973
 Mike Reinfeldt, S, Wisconsin-Milwaukee, 1976-83
 Rod Kush, S, Nebraska-Omaha, 1985-86
 Victor Jones, RB, Louisiana State, 1990
 Todd McNair, RB/FB, Temple, 1994
 Rafael Robinson, S, Wisconsin, 1996
 Dainon Sidney, CB, Alabama Birmingham, 1998-2002
 Thomas Wright, S, Michigan State, 2003
 Lamont Thompson, S, Washington State, 2003
 Calvin Lowry, S, Penn State, 2006-07
 Rod Hood, CB, Auburn, 2009-10
 Tommie Campbell, CB, California (Pa.), 2011-13
 Cody Riggs, CB, Notre Dame, 2015
 Kalan Reed, CB, Southern Mississippi, 2016
 Johnathan Cyprien, S, Florida International, 2017-18
 Amani Hooker, DB, Iowa, 2019-2022

38

Rich Johnson, RB, Illinois, 1969
 C.L. Whittington, FS, Prairie View, 1974-78
 Willie Joyner, RB, Maryland, 1984
 Domingo Bryant, S, Texas A&M, 1987
 Mark Gehring, TE, Eastern Washington*, 1987
 Domingo Bryant, S, Texas A&M, 1988
 Mike Dumas, S, Indiana, 1991-93
 Dan Alexander, RB/FB, Nebraska, 2001
 Jason Hebert, S, Rice, 2002
 Tyrone Poole, CB, Fort Valley State, 2008
 Pete Ittersagen, CB, Wheaton, 2010
 Al Afalava, S, Oregon State, 2012
 Brandon Ghee, CB, Wake Forest, 2014
 B.W. Webb, CB, William & Mary, 2015
 Greg Mabin, CB, Iowa, 2020
 Mekhi Sargent, RB, Iowa, 2021
 Buster Skrine, CB, Chattanooga, 2021
 Davontae Harris, CB, Illinois State, 2022

39

Tom Smiley, RB, Lamar Tech, 1970
 Robert Holmes, RB, Southern, 1971-72
 Larry Poole, RB, Kent State, 1978
 Adger Armstrong, RB, Texas A&M, 1980-82
 Hubert Oliver, FB, Arizona, 1986
 Andrew Jackson, RB, Iowa State, 1987
 Lee Cole, CB, Arizona State, 1996
 Nick Schommer, S, North Dakota State, 2010
 Daimion Stafford, S, Nebraska, 2013-15
 Dalyn Dawkins, RB, Colorado State, 2018
 Breon Borders, CB, Duke, 2020-21
 Terrance Mitchell, CB, Oregon, 2022

40

Tony Banfield, CB, Oklahoma State, 1960-65
 Mickey Sutton, S, Auburn, 1966

Charlie Joiner, WR, Grambling, 1969
 Lewis Jolley, RB, North Carolina, 1972-73
 Donnie Craft, RB, Louisville, 1982-83
 Butch Woolfolk, RB, Michigan, 1985-86
 Dennis Lundy, RB, Northwestern, 1995
 Wes Ours, FB, West Virginia, 2001
 Justin Sandy, S, Northern Iowa, 2004-05
 Jeremy Cain, FB/LS, Massachusetts, 2007
 Yannik Cudjoe-Virgil, LB, Maryland, 2015
 Jordan Williams, OLB, Tennessee, 2019
 Kamalei Correa, OLB, Boise State, 2020
 Dontrell Hilliard, RB, Tulane, 2021-22

41

Mark Johnston, CB, Northwestern, 1960-63
 Keith Kinderman, RB, Florida State, 1965
 Larry Carwell, CB, Iowa State, 1967-68
 Leroy Mitchell, CB, Texas Southern, 1969-70
 Leroy Sledge, RB, Bakersfield J.C., 1971
 Alvin Wyatt, CB, Bethune-Cookman, 1973
 Terence Wells, RB, Southern Mississippi, 1974
 Sean Jackson, RB, Florida State, 1994
 Lorenzo Neal, FB, Fresno State, 1999-2000
 Kelly Herndon, CB, Toledo, 2007
 Cary Williams, CB, Washburn, 2008-09
 Corey Lynch, S, Appalachian State, 2013
 J.R. Tavai, LB, Southern California, 2015
 Brynden Trawick, S, Troy, 2017-18
 Khari Blasingame, FB/RB, Vanderbilt, 2019-21
 Zach Cunningham, LB, Vanderbilt, 2021-22

42

Sid Blanks, RB, Texas A&I, 1964-68
 Jim Tolbert, CB, Lincoln, 1972
 Tommy Maxwell, S, Texas A&M, 1974
 Altie Taylor, RB, Utah State, 1976
 Robert Woods, WR, Grambling, 1978
 Boobie Clark, RB, Bethune-Cookman, 1979-80
 Steve Avery, FB, Northern Michigan, 1989
 Armon Williams, S/LB, Arizona, 1997
 Skip Hicks, RB, UCLA, 2001
 Scott McGarrahan, S, New Mexico, 2003-04
 Damien Nash, RB, Missouri, 2005
 Chris Henry, RB, Arizona, 2007-09
 Collin Mooney, FB, Army, 2012-13
 Dorin Dickerson, TE, Pittsburgh, 2015
 Robert Spillane, LB, Western Michigan, 2018
 D'Andre Walker, OLB, Georgia, 2019
 Brooks Reed, OLB, Arizona, 2020
 Joe Jones, LB, Northwestern, 2021-22

43

Jim Norton, S, Idaho, 1960-68

44

Charles Tolar, RB, N.W. Louisiana, 1960-66
 Johnny Peacock, S, Houston, 1969-70
 Fred Willis, RB, Boston College, 1972-77
 Lorenzo White, RB, Michigan State, 1988-94
 Steve Hendrickson, HB/F, California, 1995
 Daryl Porter, S, Boston College, 2001
 Troy Fleming, FB, Tennessee, 2004-05
 Quinn Johnson, FB, Louisiana State, 2011
 Jackie Battle, RB, Houston, 2014
 Josh Carraway, OLB, Texas Christian, 2017
 Kamalei Correa, OLB, Boise State, 2018-19
 Vic Beasley Jr., OLB, Clemson, 2020
 Matt Orzech, LS, Azusa Pacific, 2020
 Tony Carter, FB, Louisiana State, 2021-22

45

Larry Onesti, LB, Northwestern, 1962-65
 Jeff Severson, S, Cal State-Long Beach, 1974
 Tim Wilson, RB/TE, Maryland, 1977-82
 Ira Valentine, RB, Texas A&M, 1987
 Tracy Johnson, FB, Clemson, 1989
 John Simon, RB, Louisiana Tech, 2002
 Ahmard Hall, FB, Texas, 2006-11
 Quinn Johnson, FB, Louisiana State, 2012-13
 Jalston Fowler, FB, Alabama, 2015-18
 LaTroy Lewis, OLB, Tennessee, 2018
 Rod Smith, RB, Ohio State, 2019
 D'Onta Foreman, RB, Texas, 2020
 Khari Blasingame, FB/RB, Vanderbilt, 2021
 Chance Campbell, LB, Mississippi, 2022

46

Claude King, RB, Houston, 1961
 Bob Jackson, RB, New Mexico State, 1964
 Paul Guidry, LB, McNeese State, 1973
 Jeff Queen, TE, Morgan State, 1974
 Oliver Nicholson, LB, Texas Southern, 1975
 Michael Roan, TE, Wisconsin, 1995
 Connor Neighbors, FB, Louisiana State, 2015
 Curtis Riley, CB, Fresno State, 2015
 Joshua Kalu, DB, Nebraska, 2018-20
 Morgan Cox, LS, Tennessee, 2021-22

47

Bobby Gordon, S, Tennessee, 1960
 Bill Tobin, RB, Missouri, 1963
 Pete Jaquess, CB, New Mexico, 1964-65
 Allen Trammell, S, Florida, 1966
 Ronnie Coleman, RB, Alabama A&M, 1974-81
 Le'Shai Maston, RB, Baylor, 1993-94
 Ben Hartsock, TE, Ohio State, 2006
 Valentino Blake, CB, Texas El Paso, 2016
 Matt Overton, LS, Western Washington, 2020
 Andrew Adams, DB, Connecticut, 2022

48

Bob Atkins, S, Grambling, 1970-75
 John Henry Mills, TE/LB, Wake Forest, 1993-94
 Todd McNair, RB/FB, Temple, 1995
 Brian Natkin, TE, Texas El-Paso, 2001
 Casey Cramer, TE, Dartmouth, 2006-08
 Beau Brinkley, LS, Missouri, 2012-20
 Bud Dupree, OLB, Kentucky, 2021-22

49

Dick Cunningham, LB, Arkansas, 1973
 Mike Barber, TE, Louisiana Tech, 1976
 Sam Williams, CB, New Mexico Highlands, 1976
 Arrike James, TE, Delta State, 1987
 Roderick Lewis, TE, Arizona, 1994-97
 Chad Hayes, TE, Maine, 2002
 Spencer Toone, LB, Utah, 2006
 LeVar Woods, LB, Iowa, 2006-07
 Nick Dzubnar, LB, Cal Poly-San Luis Obispo, 2020-21

50

Dennit Morris, LB, Oklahoma, 1960-61
 Bobby Maples, C, Baylor, 1965-70
 Guy Murdock, C, Michigan, 1972
 Bill Curry, C, Georgia Tech, 1973
 Duane Benson, LB, Hamline, 1975-76
 Daryl Hunt, LB, Oklahoma, 1979-84
 Kirk Dodge, LB, Nevada-Las Vegas, 1986
 Billy Kidd, C, Houston, 1987
 Paul Vogel, LB, South Carolina*, 1987
 Eddie Robinson, LB, Alabama State, 1992-95

ALL-TIME JERSEY NUMBERS

Terry Killens, LB, Penn State, 1996-2000
 Rocky Boiman, LB, Notre Dame, 2002-05
 David Thornton, LB, North Carolina, 2006-10
 Kevin Malast, LB, Rutgers, 2011-12
 Zaviar Gooden, LB, Missouri, 2013-14
 Nate Palmer, LB Illinois State, 2016-18
 Derick Roberson, OLB, Sam Houston State, 2019-21
 Jack Gibbens, LB, Minnesota, 2022

51

John Simerson, G, Purdue, 1960
 Ron Caveness, LB, Arkansas, 1966-68
 Calvin Hunt, C, Baylor, 1972
 Ron Lou, C, Arizona State, 1973
 Ted Thompson, LB, Southern Methodist, 1975-84
 Eric Fairs, LB, Memphis State, 1986-91
 Micheal Barrow, LB, Miami (Fla.), 1993
 Lemanski Hall, LB, Alabama, 1994-97
 Lonnie Marts, LB, Tulane, 1998
 Greg Favors, LB, Mississippi State, 1999-2001
 Robert Reynolds, LB, Ohio State, 2004-06
 Jorge Cordova, LB, Nevada, 2007
 Gerald McRath, LB, Southern Mississippi, 2009-12
 David Bass, LB, Missouri Western State, 2015-16
 Will Compton, LB, Nebraska, 2018
 David Long Jr., LB, West Virginia, 2019-22

52

Bob Schmidt, C, Minnesota, 1961-63
 Sammy Odom, LB, N.W. Louisiana, 1964
 Garland Boyette, LB, Grambling, 1966-72
 Calvin Hunt, C, Baylor, 1973
 Duane Benson, LB, Hamline, 1974
 Robert Brazile, LB, Jackson State, 1975-84
 Jay Pennison, C, Nicholls State, 1986
 Billy Kidd, C, Houston*, 1987
 Jay Pennison, C, Nicholls State, 1987-90
 Barron Wortham, LB, Texas El-Paso, 1994-99
 Justin Ena, LB, Brigham Young, 2004
 Colby Bockwoldt, LB, Brigham Young, 2006
 Ryan Fowler, LB, Duke, 2007-08
 Jamie Winborn, LB, Vanderbilt, 2009-10
 Colin McCarthy, LB, Miami, 2011-14
 Steve Johnson, LB, Kansas, 2015
 Aaron Wallace, LB, UCLA, 2016-18
 Hroniss Grasu, C, Oregon, 2019
 Daniel Munyer, C, Colorado, 2020-21
 Joe Schobert, LB, Wisconsin, 2022

53

Hugh Pitts, C, Texas Christian, 1960
 Jerry Fowler, G, N.W. Louisiana, 1964
 John Carrell, LB, Texas Tech, 1966
 Lloyd Wainscott, LB, Texas, 1969-70
 Ted Washington, LB, Mississippi Valley, 1973
 Fred Hoaglin, C, Pittsburgh, 1974-75
 Ron Lou, C, Arizona State, 1976
 Art Stringer, LB, Ball State, 1977-79
 Thomas Henderson, LB, Langston, 1980
 Avon Riley, LB, UCLA, 1981-86
 Eugene Seale, LB, Lamar, 1987
 Thad Jefferson, LB, Hawaii*, 1987
 Eugene Seale, LB, Lamar, 1988-92
 Brett Faryniarz, LB, San Diego State, 1994
 Mark Stepnoski, C, Pittsburgh, 1995-98
 Keith Bulluck, LB, Syracuse, 2000-09
 Rennie Curran, LB, Georgia, 2010
 Zac Diles, LB, Kansas State, 2012
 Moise Fokou, LB, Maryland, 2013
 Quentin Groves, LB, Auburn, 2014
 Deiontrez Mount, LB, Louisville, 2015

Daren Bates, LB, Auburn, 2017-19
 Will Compton, LB, Nebraska, 2020
 Sharif Finch, OLB, Temple, 2021
 Avery Williamson, LB, Kentucky, 2021
 Dylan Cole, LB, Missouri State, 2021-22

54

John Meyer, LB, Notre Dame, 1966-67
 Steve Quinn, C, Notre Dame, 1968
 Claude Harvey, LB, Prairie View, 1971
 Gregg Bingham, LB, Purdue, 1973-84
 Al Smith, LB, Utah State, 1987
 Larry Smith, LB, Kentucky*, 1987
 Al Smith, LB, Utah State, 1988-96
 Phil Glover, LB, Utah, 1999
 Rocky Calmus, LB, Oklahoma, 2002-04
 Eugene Amano, C/G, S.E. Missouri State, 2005-12
 Zac Diles, LB, Kansas State, 2013
 Avery Williamson, LB, Kentucky, 2014-17
 Rashaan Evans, LB, Alabama, 2018-21
 Andre Smith, LB, North Carolina, 2022

55

John Frongillo, C, Baylor, 1962-66
 Marion Rushing, LB, Southern Illinois, 1968
 Richard Lewis, LB, Portland State, 1972
 Ralph Cindrich, LB, Pittsburgh, 1973-74
 Carl Mauck, C, Southern Illinois, 1975-81
 Jim Romano, C, Penn State, 1984-86
 John Flannery, G/C, Syracuse, 1991-94
 John Henry Mills, TE/LB, Wake Forest, 1995-96
 Eddie Robinson, LB, Alabama State, 1998-2001
 Brad Kassell, LB, N. Texas State, 2002-05
 Stephen Tulloch, LB, N.C. State, 2006-10
 Barrett Ruud, LB, Nebraska, 2011
 Zach Brown, LB, North Carolina, 2012-15
 Sean Spence, LB, Miami (Fla.), 2016
 Jayon Brown, LB, UCLA, 2017-21
 Aaron Brewer, G/C, Texas State, 2022

56

Phil Perlo, G, Maryland, 1960
 Wayne Frazier, C, Auburn, 1965
 Olen Underwood, LB, Texas, 1966-70
 Bob Young, G, Howad Payne, 1971
 Guy Roberts, LB, Maryland, 1972-75
 Dennis Havig, G, Colorado, 1976
 Mike Murphy, LB, S.W. Missouri State, 1979
 Art Stringer, LB, Ball State, 1980-81
 Robert Abraham, LB, N.C. State, 1982-87
 Toby Caston, LB, Louisiana State, 1988
 Scott Kozak, LB, Oregon, 1989-93
 Micheal Barrow, LB, Miami (Fla.), 1994-96
 Lonnie Marts, LB, Tulane, 1997
 Randall Godfrey, LB, Georgia, 2000-02
 Ray Wells, LB, Arizona, 2003
 Cody Spencer, LB, North Texas, 2004-05
 Jon Dorenbos, LS, Texas El-Paso, 2006
 Colin Allred, LB, Baylor, 2007-10
 Akeem Ayers, LB, UCLA, 2011-14
 Dontay Moch, OLB, Nevada, 2014
 Sharif Finch, OLB, Temple, 2018-19
 Daren Bates, LB, Auburn, 2020
 Monty Rice, LB, Georgia, 2021-22

57

George Belotti, C, Southern California, 1960-61
 Ed Watson, LB, Grambling, 1969
 Richard Cheek, G, Auburn, 1972
 Sam Gruneisen, C, Villanova, 1973
 Steve Kiner, LB, Tennessee, 1974-78

John Corker, LB, Oklahoma State, 1980-82
 Tim Joiner, LB, Louisiana State, 1983-84
 Walter Johnson, LB, Louisiana Tech, 1987
 Byron Johnson, LB, Baylor*, 1987
 Walter Johnson, LB, Louisiana Tech, 1988
 Lenoy Jones, LB, Texas Christian, 1996-98
 Frank Chamberlin, LB, Boston College, 2000-02
 Jordan Kramer, LB, Idaho, 2003-04
 Jon Dorenbos, LS, Texas El-Paso, 2005
 Terna Nande, LB, Miami (Ohio), 2006
 Rich Scanlon, LB, Syracuse, 2007
 Josh Stamer, LB, South Dakota, 2008
 Patrick Bailey, LB, Duke, 2010-13
 James Anderson, LB, Virginia Tech, 2014
 Justin Staples, LB, Illinois, 2014-16
 Nigel Harris, LB, South Florida, 2018-19
 Wyatt Ray, OLB, Boston College, 2020, 2022
 Tarell Basham, OLB, Ohio, 2022

58

Pete Barnes, LB, Southern, 1967-68
 Ron Pritchard, LB, Arizona State, 1969-72
 Marvin Davis, LB, Southern, 1974
 Ralph Cindrich, LB, Pittsburgh, 1975
 Tim Rossovich, LB, Southern California, 1976
 David Carter, C, Western Kentucky, 1977-84
 Mike Kelley, C/G, Notre Dame, 1985-87
 John Brantley, LB, Georgia, 1989
 Joe Bowden, LB, Oklahoma, 1992
 Wilber Marshall, LB, Florida, 1993
 Joe Bowden, LB, Oklahoma, 1995-99
 Byron Thweatt, LB, Virginia, 2001
 Ken Amato, LS, Montana State, 2003-11
 Xavier Adibi, LB, Virginia Tech, 2012
 Shaun Phillips, OLB, Purdue, 2014
 Kaelin Burnett, LB, Nevada, 2014
 Harold Landry III, OLB, Boston College, 2018-22

59

Phil Croyle, LB, Cal-Berkeley, 1971-73
 Brian McConnell, LB, Michigan, 1973
 Ted Washington, LB, Mississippi Valley, 1974-82
 John Grimsley, LB, Kentucky, 1984-87
 Scott Fox, LB, Austin Peay*, 1987
 John Grimsley, LB, Kentucky, 1988-90
 Joe Bowden, LB, Oklahoma, 1993-94
 James Logan, LB, Memphis, 1995
 Dennis Stallings, LB, Illinois, 1997-98
 Doug Colman, LB, Nebraska, 1999
 Peter Sirmon, LB, Oregon, 2000-06
 Gilbert Gardner, LB, Purdue, 2007
 Stanford Kegl, LB, Purdue, 2008-09
 Tim Shaw, LB, Penn State, 2010-12
 Rob Turner, C/G, New Mexico, 2013
 Wesley Woodyard, LB, Kentucky, 2014-19
 Tuzar Skipper, OLB, Toledo, 2020
 John Simon, OLB, Ohio State, 2021
 Derrek Tuszka, OLB, North Dakota State, 2022
 Sam Okuayinonu, DE, Maryland, 2022

60

Jim McCanless, G, Clemson, 1960
 Buzz Guy, G, Duke, 1961
 Tom Regner, G, Notre Dame, 1967-72
 Al Jenkins, G, Morris Brown, 1973
 Ed Fisher, G, Arizona State, 1975-82
 Hicham El-Mashtoub, C, Arizona, 1995-96
 Kevin Long, C, Florida State, 1998-2001
 Aaron Graham, C, Nebraska, 2002
 Jacob Bell, G/T, Miami (Ohio), 2004-07
 Kevin Matthews, C, Texas A&M, 2010-12

ALL-TIME JERSEY NUMBERS

Chris Spencer, G/C, Mississippi, 2013-14
 Quinton Spain, G, West Virginia, 2015
 Ben Jones, C, Georgia, 2016-22

61

Bob Talamini, G, Kentucky, 1960-67
 Hank Autry, C, Southern Mississippi, 1969-70
 Walter Highsmith, T, Florida A&M, 1972
 Harris Jones, G, J.C. Smith, 1973-74
 Larry Harris, G, Oklahoma State, 1978
 Wes Phillips, T, Lenoir Rhyne, 1979
 Purvis Hunt, G/T, Mississippi State, 1995-96
 Evan Pilgrim, G, Brigham Young, 1998
 Barry Hall, OT, Middle Tennessee State, 2001
 Marico Portis, G, Alabama, 2004
 Joel Rodriguez, C, Miami (Fla.), 2005
 Fernando Velasco, C/G, Georgia, 2009-12
 Kevin Matthews, C, Texas A&M, 2013
 Corey Levin, G/C, Chattanooga, 2017
 Aaron Stinnie, G, James Madison, 2018-19
 Corey Levin, G/C, Chattanooga, 2021
 Le'Raven Clark, T, Texas Tech, 2022

62

Wahoo McDaniel, LB, Oklahoma, 1960
 Dick Frey, G, Texas A&M, 1961
 Jim Hayes, DT, Jackson State, 1965-66
 Ed Marcontell, G, Lamar Tech, 1967
 Jim LeMoine, G, Utah State, 1968-69
 Ken Grant, G, Howard Payne, 1970
 Jerry Sturm, C, Illinois, 1971
 Ralph Miller, G, Alabama State, 1972-73
 John Schuhmacher, G, Southern California, 1978-85
 Jerrell Franklin, G, Southern*, 1987
 Doug Kellemeier, G, Brigham Young*, 1987
 Craig Page, C, Georgia Tech, 1999
 Kyle DeVan, C/G, Oregon State, 2012
 Brian Schwenke, C, California, 2013-17
 Corey Levin, G/C, Chattanooga, 2018
 Aaron Brewer, G/C, Texas State, 2020-21
 Corey Levin, C/G, Chattanooga, 2022

63

Hogan Wharton, G, Houston, 1960-63
 Doug Wilkerson, G, North Carolina Central, 1970
 Levert Carr, T, No. Central State, 1972-73
 Ronnie Carroll, G/DT, Sam Houston State, 1974-75
 Steve Baumgartner, DE, Purdue, 1977-79
 Bob Young, G, Howad Payne, 1980
 Mike Munchak, G, Penn State, 1982-93

64

Fred Wallner, G, Notre Dame, 1960
 Willis Perkins, G, Texas Southern, 1961, 1963
 Bud McFadin, DT, Texas, 1964-65
 Dick Swatland, G, Notre Dame, 1968
 Ron Saul, G, Michigan State, 1970-75
 George Reihner, G, Penn State, 1977-80, 1982
 Joe Dixon, DT, Tulsa, 1987
 Erik Norgard, C/G, Colorado, 1990-98
 Gennaro DiNapoli, G, Virginia Tech, 2002
 Eugene Amano, C/G, S.E. Missouri State, 2004
 Seth Wand, T, N.W. Missouri State, 2006
 Leroy Harris, G/C, N.C. State, 2007-12
 Josh Kline, G, Kent State, 2016-18
 Nate Davis, G, Charlotte, 2019-22

65

Gary Greaves, DE, Miami (Fla.), 1960
 Elvin Bethea, DE, North Carolina A&T, 1968-83

66

Leo Reed, G, Colorado State, 1961
 Sonny Bishop, G, Fresno State, 1964-69
 Tom Funchess, T, Jackson State, 1971-73
 Greg Davidson, C, North Texas, 1980-82
 Pat Howell, G, Southern California, 1983-85
 Clay Miller, T, Michigan*, 1987
 George Yarno, C/G, Washington State, 1989
 Doug Dawson, G, Texas, 1990-93
 Jason Layman, T/G, Tennessee, 1996-99
 Gennaro DiNapoli, G, Virginia Tech, 2000-01
 Mike Otto, T, Purdue, 2007-13
 Josue Matias, G/T, Florida State, 2016
 Kevin Pamphile, G/T, Purdue, 2018-19

67

John Wittenborn, G, S.E. Missouri, 1964-68
 Mike Fanucci, DE, Arizona State, 1973
 Jimmy Dean, DE, Texas A&M, 1978
 Mike Stensrud, DT, Iowa State, 1979-85
 Karl Morgan, DT, UCLA, 1986
 Bob Otto, DE, Idaho State*, 1987
 Jim Reid, T/G, Virginia, 1994-95
 Tom Ackerman, G, Eastern Washington, 2002-03
 Mitch Petrus, G, Arkansas, 2012
 Andy Levitre, G, Oregon State, 2013-14
 Quinton Spain, G, West Virginia, 2016-18
 Xavier Newman, C/G, Baylor, 2022

68

Tom Goode, C, Mississippi State, 1963-65
 Rich Stotter, LB, Houston, 1968
 Brian Goodman, G, UCLA, 1973-74
 Al Burton, DE, Bethune-Cookman, 1976
 Tom Randall, G, Iowa State, 1979
 Ralph Williams, G, Southern, 1982
 Les Studdard, C, Texas, 1983
 Mike Golic, DT, Notre Dame, 1985-87
 Vince Stroth, G, Brigham Young, 1987
 Almon Young, G, Bethune-Cookman*, 1987
 Tim Roberts, DT, Southern Mississippi, 1992-94
 Matt Martin, T, Kansas State, 2002-03
 Kevin Mawae, C, Louisiana State, 2006-09
 Byron Stingily, T, Louisville, 2011-14
 Austin Pasztor, OL, Virginia, 2018
 Bobby Hart, T, Florida State, 2021
 Zack Johnson, OL, North Dakota State, 2022

69

Tom Goode, C, Mississippi State, 1962
 Terry Stoepel, T, Tulsa, 1970
 Solomon Freelon, G, Grambling, 1972-74
 Andy Dorris, DE, New Mexico State, 1977-81
 Al Steinfeld, G/T, C.W. Post, 1983
 Doug Williams, T/G, Texas A&M, 1986-87
 Brett Petersmark, C, Eastern Michigan*, 1987
 Doug Williams, T/G, Texas A&M, 1988
 Jon Runyan, T, Michigan, 1996-99
 Zach Piller, G, Florida, 2000-2006
 Zach Clayton, DT, Auburn, 2011
 Eric Olsen, G/C, Notre Dame, 2014
 Andy Gallik, C/G, Boston College, 2015
 Tyler Marz, T, Wisconsin, 2018
 Christian DiLauro, T, Illinois, 2021
 Daniel Munyer, C, Colorado, 2022

70

Al Jamison, T, Colgate, 1960-62
 Scott Appleton, DT, Texas, 1964-66
 Carel Stith, DT, Nebraska, 1967-69
 Jim Harvey, G, Mississippi, 1972

Robert Wells, T, J.C. Smith, 1972
 Tody Smith, DE, Southern California, 1973
 Ed Fisher, G, Arizona State, 1974
 Conway Hayman, G, Delaware, 1975-80
 Malcolm Taylor, DE, Tennessee State, 1982-83
 Dean Steinkuhler, G/T, Nebraska, 1984-91
 Stan Thomas, T, Texas, 1993-95
 Mark Hatfield, T, Bishop's (Que.), 1995
 Adam Haayer, OT, Minnesota, 2001
 Daniel Loper, OT, Texas Tech, 2005-08
 Troy Kropog, OL, Tulane, 2009-10, 2012
 Daniel Baldrige, T, Marshall, 2012
 Chance Warmack, G, Alabama, 2013-16
 Ty Sambrailo, T, Colorado State, 2020-21
 Jordan Roos, G, Purdue, 2022

71

Pete Davidson, WR, Citadel, 1960
 Stanley Faulkner, T, Texas, 1964
 Willie Jones, DE, Kansas State, 1967
 Tom Domres, DT, Wisconsin, 1968-71
 Bubba McCollum, DT, Kentucky, 1974
 Todd Simonsen, T, South Dakota State, 1976
 Joe Owens, DE, Alcorn State, 1976
 Ken Kennard, DE, Angelo State, 1977-83
 Richard Byrd, DT, Southern Mississippi, 1985-89
 Craig Veasey, DT/DE, Houston, 1992
 Mike Teeter, DE, Michigan, 1993-94
 Craig Veasey, DT/DE, Houston, 1995
 Melvin Hayes, T, Mississippi State, 1996-97
 Zach Piller, G, Florida, 1999
 Fred Miller, T, Baylor, 2000-04
 Michael Roos, T, Eastern Washington, 2005-14
 Dennis Kelly, T, Purdue, 2016-20
 Kendall Lamm, T, Appalachian State, 2021
 Dennis Daley, OL, South Carolina, 2022

72

Jerry Helluin, DT, Tulane, 1960
 Bob Kelly, DT, New Mexico State, 1962
 Dan Lanphear, DE, Wisconsin, 1962
 Jack Klotz, T, Penn State, 1964
 George Rice, DT, Louisiana State, 1966-70
 Kevin Hunt, T, Doane (Neb.), 1973-77
 Mark Koncar, T, Colorado, 1982
 Brian Sochia, DT, N.W. Oklahoma, 1983-85
 Kent Hill, G, Georgia Tech, 1986-87
 Willis Peguese, DE, Miami (Fla.), 1990-92
 Brad Hopkins, T, Illinois, 1993-2005
 Hall Davis, DE, Louisiana-Lafayette, 2010
 Deuce Lutui, G, Southern California, 2012
 Pat McQuistan, G/T, Weber State, 2013
 Michael Oher, T, Mississippi, 2014
 David Quessenberry, OL, San Jose State, 2019-21
 Jayden Peevy, DE, Texas A&M, 2022

73

Dan Lanphear, DE, Wisconsin, 1960
 Bob Kelly, DT, New Mexico State, 1961
 Bill Herchman, DT, Texas Tech, 1962
 Bob Kelly, DT, New Mexico State, 1963-64
 Norman Evans, T, Texas Christian, 1965
 George Allen, DT, West Texas State, 1966-67
 Bob Robertson, T, Illinois, 1968
 Leo Brooks, DT, Texas-Austin, 1970-72
 Vernon Vanoy, DT, Kansas, 1973
 Greg Sampson, T, Stanford, 1973-78
 Harvey Salem, T, Cal-Berkeley, 1983-86
 John Davis, G/C, Georgia Tech, 1987-88
 David Williams, T, Florida, 1989-95
 Scott Sanderson, T, Washington State, 1997-2000

ALL-TIME JERSEY NUMBERS

Justin Geisinger, C/G, Vanderbilt, 2006
 Jake Scott, G, Idaho, 2008-11
 Steve Hutchinson, G, Michigan, 2012
 Jeremiah Poutasi, G/T, Utah, 2015
 Jemarco Jones, OL, Ohio State, 2022

74

George Shirkey, DT, Stephen F. Austin, 1960-61
 Dudley Meredith, DT, Lamar Tech, 1963
 Arthur Strahan, DE, Texas Southern, 1965
 Willie Parker, DT, Arkansas AM&N, 1967-70
 Gene Ferguson, T, Norfolk State, 1971-72
 Lee Thomas, DE, Jackson State, 1975
 Leon Gray, OT, Jackson State, 1979-81
 Bruce Matthews, G/C/T, Southern California, 1983-2001

75

Don Floyd, DE, Texas Christian, 1960-68
 Dudley Meredith, DT, Lamar Tech, 1968
 Elbert Drungo, T, Tennessee State, 1969-77
 Jesse Baker, DE, Jacksonville State (Ala.), 1979-87
 Kenny Neil, DE, Iowa State*, 1987
 Vince Stroth, G, Brigham Young, 1988
 Craig Veasey, DT/DE, Houston, 1993
 Bill Schultz, G, Southern California, 1994
 Irv Eatman, T, UCLA, 1995-96
 Benji Olson, G, Washington, 1998-2007
 Jovan Haye, DT, Vanderbilt, 2009-10
 Keyunta Dawson, DE, Texas Tech, 2012-13
 Terren Jones, T, Alabama State, 2014
 Antwaun Woods, NT, Southern California, 2016
 Jamil Douglas, G, Arizona State, 2019-20
 Dillon Radunz, OL, North Dakota State, 2021-22

76

Dalva Allen, DE, Houston, 1960
 Walt Suggs, T, Mississippi State, 1962-71
 Al Cowlings, LB, Southern California, 1973-74
 Morris Towns, T, Missouri, 1977-83
 Eric Moran, T, Washington, 1984-86
 Vince Stroth, G, Brigham Young, 1987
 Doug Mikolas, NT, Portland State, 1988
 Jeff Alm, DT, Notre Dame, 1990-93
 Jason Matthews, T, Texas A&M, 1998-2004
 David Stewart, T, Mississippi State, 2005-13
 Will Svitek, T, Stanford, 2014
 Byron Bell, OL, New Mexico, 2015-16
 Rodger Saffold III, G, Indiana, 2019-21

77

Rich Michael, T, Ohio State, 1960-66
 Rich Marshall, DT, Stephen F. Austin, 1967-68
 Ben Mayes, DT, Drake, 1969
 Spain Musgrove, DT, Utah State, 1970
 Sam Walton, T, East Texas State, 1971
 Council Rudolph, DE, Kentucky State, 1972
 Sid Smith, C, Southern California, 1974
 Bubba Smith, DE, Michigan State, 1975-76
 James Young, DE, Texas Southern, 1977-79
 Angelo Fields, T, Michigan State, 1980-81
 Doug France, T, Ohio State, 1983-84
 Malcolm Taylor, DE, Tennessee State, 1986
 Barry Pettyjohn, T, Pittsburgh, 1987
 Scott Boucher, G, N.E. Louisiana*, 1987
 Bruce Davis, T, UCLA, 1987-89
 Kevin Donnalley, T/G, North Carolina, 1991-97
 Rod Walker, DT, Troy State, 2000
 Justin Hartwig, G, Kansas, 2002-05
 Sean Conover, DE, Bucknell, 2006-07
 Ryan Durand, G, Syracuse, 2010, 2012

Taylor Lewan, T, Michigan, 2014-22

78

Ron Morrison, T, New Mexico, 1960
 Byron Beams, DT, Notre Dame, 1961
 Ed Culpepper, DT, Alabama, 1962-63
 Maxie Williams, G, S.E. Louisiana, 1965
 Glen Ray Hines, T, Arkansas, 1966-70
 Mike Tilleman, DT, Montana, 1971-72
 John Matuszak, DT, Tampa, 1973
 Curley Culp, DT, Arizona State, 1974-80
 Nick Eyre, T, Brigham Young, 1981
 Jerome Foster, DE, Ohio State, 1983-84
 Don Maggs, T/G, Tulane, 1986-92
 Keith McCants, DE, Alabama, 1993-94
 Anthony Cook, DE/DT, South Carolina State, 1995-98
 John Thornton, DT, West Virginia, 1999-2002
 Todd Williams, G/T, Florida State, 2003-05
 DeQuincy Scott, DE/DT, Southern Mississippi, 2006
 Jacob Ford, DE, Central Arkansas, 2007-10
 Leger Douzable, DE, Central Florida, 2012
 Joe Looney, C, Wake Forest, 2015
 Jack Conklin, T, Michigan State, 2016-19
 Marshall Newsome, T, Texas Christian, 2020
 Woodrow Hamilton IV, DT, Mississippi, 2021
 Da'Shawn Hand, DE, Alabama, 2021
 Nicholas Petit-Frere, OL, Ohio State, 2022

79

Orville Trask, DT, Rice, 1960-61
 Pat Holmes, DE, Texas Tech, 1966-72
 Jim White, DE, Colorado State, 1974-75
 Ernest Kirk, DE, Howard Payne, 1977
 Wilson Whitley, DT, Houston, 1983
 Bryan Caldwell, DE, Arizona State, 1984
 Ray Childress, DL, Texas A&M, 1985-95
 Saul Patu, DT, Oregon, 2001
 Kevin Aldridge, DE/DT, Southern Methodist, 2002
 Marcus White, DT, Murray State, 2005
 Ulrich Winkler, DE, None, 2008
 Kareem Brown, DL, Miami (Fla.), 2010
 Pannel Egboh, DE, Stanford, 2012
 Jarius Wynn, DE, Georgia, 2012
 Jamon Meredith, T, South Carolina, 2014-15
 Sebastian Tretola, G, Arkansas, 2016
 Isaiah Wilson, T, Georgia, 2020

80

James Yeats, TE, Florida, 1960
 Dalva Allen, DE, Houston, 1961
 Gary Cutsinger, DE, Oklahoma State, 1962-67
 Andy Rice, DT, Texas Southern, 1967
 Gary Cutsinger, DE, Oklahoma State, 1968
 Glenn Woods, DT, Prairie View, 1969
 Ron Mayo, TE, Morgan State, 1973
 John Little, DT, Oklahoma State, 1975-76
 Harold Bailey, WR, Oklahoma State, 1982-83
 Eric Mullins, WR, Stanford, 1984-85
 Steve Tasker, WR, Northwestern, 1985-86
 Curtis Duncan, WR, Northwestern, 1987
 Leonard Harris, WR, Texas Tech*, 1987
 Curtis Duncan, WR, Northwestern, 1988-93
 Haywood Jeffires, WR, N.C. State, 1994
 James Thornton, TE, Cal State-Fullerton, 1995
 Michael Roan, TE, Wisconsin, 1996-99
 Chris Coleman, WR, N.C. State, 2001
 Darrell Hill, WR, Northern Illinois, 2002-04
 Bo Scaife, TE, Texas, 2005-10
 Visanthe Shiancoe, TE, Morgan State, 2013
 Derek Hagan, WR, Arizona State, 2014

Anthony Fasano, TE, Notre Dame, 2015-16
 Chester Rogers, WR, Grambling State, 2021
 C.J. Board, WR, Chattanooga, 2022

81

Bob McLeod, TE, Abilene Christian, 1961-65
 Jim Beirne, WR, Purdue, 1968-73
 John Sawyer, TE, Southern Mississippi, 1975-76
 Johnnie Dirden, WR, Sam Houston, 1978
 Jeff Groth, WR, Bowling Green, 1979-80
 Steve Bryant, WR, Purdue, 1982-84
 Ernest Givins, WR, Louisville, 1986-94
 Chris Sanders, WR, Ohio State, 1995-2001
 Jake Schifino, WR, Akron, 2002-04
 Jason McAddley, WR, Alabama, 2004
 Brandon Jones, WR, Oklahoma, 2005-08
 Kevin Curtis, WR, Utah State, 2011
 Brandon Barden, TE, Vanderbilt, 2012-13
 Josh Stewart, WR, Oklahoma State, 2014
 Rico Richardson, WR, Jackson State, 2015
 Jonnu Smith, TE, Florida International, 2017-20
 Racey McMath, WR, Louisiana State, 2021
 Austin Hooper, TE, Stanford, 2022

82

John Carson, TE, Georgia, 1960
 Ed Husmann, DT, Nebraska, 1961-65
 Ron Billingsley, DT, Wyoming, 1971-72
 Mack Alston, TE, Maryland State, 1974-76
 Gary Garrison, WR, San Diego State, 1977
 Mike Renfro, WR, Texas Christian, 1978-83
 Herkie Walls, WR, Texas, 1984
 Willie Drewrey, WR, West Virginia, 1985-88
 Tony Jones, WR, Texas, 1990-91
 Mario Bailey, WR, Washington, 1992
 Travis Hannah, WR, Southern California, 1993-95
 Shedrick Wilson, WR, Louisiana State, 1996
 Derrick Mason, WR, Michigan State, 1997
 Yancey Thigpen, WR, Winston-Salem State, 1998-2000
 Eddie Berlin, WR, Northern Iowa, 2001-04
 Courtney Roby, WR, Indiana, 2005-06
 Biren Ealy, WR, Houston, 2007
 Donnie Avery, WR, Houston, 2011
 Delanie Walker, TE, Central Missouri, 2013-19

83

Ron Nery, DE, Kansas State, 1963
 Willie Frazier, TE, Arkansas A&M, 1964-65, 1971
 Bruce Bergey, DT, UCLA, 1971
 Dave Parks, WR, Texas Tech, 1973
 Jerry Broadnax, TE, Southern, 1974
 Willie Frazier, TE, Arkansas A&M, 1975
 Melvin Baker, WR, Texas Southern, 1976
 Warren Anderson, WR, West Virginia State, 1978
 Tim Smith, WR, Nebraska, 1980-86
 Joey Walters, WR, Clemson, 1987
 Leonard Harris, WR, Texas Tech, 1988-93
 Tony Jones, WR, Texas, 1993
 Malcolm Floyd (Seabron), WR, Fresno State, 1994-96
 Isaac Byrd, WR, Kansas, 1997-99
 Mike Leach, TE, William & Mary, 2000-01
 Drew Bennett, WR, UCLA, 2002-06
 Eric Moulds, WR, Mississippi State, 2007
 Alge Crumpler, TE, North Carolina, 2008-09
 Marc Mariani, WR, Montana, 2010-13
 Rico Richardson, WR, Jackson State, 2014
 Harry Douglas, WR, Louisville, 2015-17
 Ryan Izzo, TE, Florida State, 2021

84

ALL-TIME JERSEY NUMBERS

Jack Atchason, TE, Western Illinois, 1960
 Ron McDole, DE, Nebraska, 1962
 Bill Miller, DT, New Mexico Highlands, 1962
 Ray Jacobs, DT, Howard Payne, 1963
 Johnny Baker, LB, Mississippi State, 1963-66
 Donnie Davis, TE, Southern, 1970
 Mack Alston, TE, Maryland State, 1973
 Billy Johnson, WR/KR, Widener, 1974-80
 Mike Holston, WR, Morgan State, 1981-84
 Herkie Walls, WR, Texas, 1985
 Haywood Jeffires, WR, N.C. State, 1987-93
 Webster Slaughter, WR, San Diego State, 1994
 Haywood Jeffires, WR, N.C. State, 1995
 Willie Davis, WR, Central Arkansas, 1997-98
 Roell Preston, WR, Mississippi, 1999
 Larry Brown, TE, Georgia, 1999-2000
 Bashir Yamini, WR, Iowa, 2000
 Chris Jackson, WR, Washington State, 2000
 Shad Meier, TE, Kansas State, 2001-04
 Ben Troupe, TE, Florida, 2005-07
 Dwayne Blakley, TE, Missouri, 2008
 Mark Jones, WR, Tennessee, 2009
 Randy Moss, WR, Marshall, 2010
 Taylor Thompson, TE, Southern Methodist, 2012-14
 Corey Davis, WR, Western Michigan, 2017-20

85

Danny Brabham, LB, Arkansas, 1963-67
 Floyd Rice, LB, Alcorn A&M, 1971-73
 Tody Smith, DE, Southern California, 1974-76
 Richard Ellender, WR, McNeese State, 1979
 Carl Roaches, KR, Texas A&M, 1980-84
 Drew Hill, WR, Georgia Tech, 1985-87
 Chris Darrington, WR, Weber State*, 1987
 Drew Hill, WR, Georgia Tech, 1988-91
 Willie Drewrey, WR, West Virginia, 1993
 Pat Carter, TE, Florida State, 1994
 Derek Russell, WR, Arkansas, 1996-97
 Derrick Mason, WR, Michigan State, 1998-2004
 Gregg Guenther, TE, Southern California, 2005
 Jonathan Orr, WR, Wisconsin, 2006
 Jamie Petrowski, TE, Indiana State, 2007
 Nate Washington, WR, Tiffin, 2009-14
 Chase Coffman, TE, Missouri, 2015
 MyCole Pruitt, TE, Southern Illinois, 2018-21
 Chig Okonkwo, TE, Maryland, 2022

86

John White, TE, Texas Southern, 1960-61
 Bucky Wegener, DT, Missouri, 1962-63
 Stan Fanning, DE, Idaho, 1964
 Robert Evans, E, Texas A&M, 1965
 Monte Ledbetter, WR, N.W. Louisiana, 1967
 Mac Haik, WR, Mississippi, 1968-71
 Clifton McNeil, WR, Grambling, 1973
 Nat Hawkins, WR, Nevada-Las Vegas, 1975
 Mike Barber, TE, Louisiana Tech, 1977-81
 Walt Arnold, TE, New Mexico, 1982
 Herkie Walls, WR, Texas, 1983
 Mike Akiu, WR, Hawaii, 1985-86
 Oliver Williams, WR, Illinois*, 1987
 Kenny Jackson, WR, Penn State, 1989
 Alex Johnson, WR, Miami (Fla.), 1991
 Corey Harris, WR, Vanderbilt, 1992
 Damon Mays, WR, Missouri, 1992-93
 Derek Russell, WR, Arkansas, 1995
 Willie Davis, WR, Central Arkansas, 1996
 Joey Kent, WR, Tennessee, 1997-99
 Carl Pickens, WR, Tennessee, 2000
 Justin McCareins, WR, Northern Illinois, 2001-03
 Ben Troupe, TE, Florida, 2004
 Roydell Williams, WR, Tulane, 2005-07

Daniel Graham, TE, Colorado, 2011
 Chase Coffman, TE, Missouri, 2014
 Andrew Turzilli, WR, Rutgers, 2015
 Paul Zaeske, WR, North Park, 1969-70
 Anthony Firkser, TE, Harvard, 2018-21
 Kevin Rader, TE, Youngstown State, 2022

87

Charlie Hennigan, WR, N.W. Louisiana, 1961-66
 Lionel Taylor, WR, New Mexico Highlands, 1967-68
 Paul Zaeske, WR, North Park, 1969-70
 Linzy Cole, WR, Texas Christian, 1971
 Jim Butler, TE, Tulsa, 1972
 Dave Smith, WR, Indiana (Pa.), 1972
 Eddie Hinton, WR, Oklahoma, 1973
 Emmett Edwards, WR, Kansas, 1975
 Al Darby, WR, Florida, 1976
 Conrad Rucker, TE, Southern, 1978-79
 Dave Casper, TE, Notre Dame, 1980-83
 Walt Arnold, TE, New Mexico, 1983
 Jamie Williams, TE, Nebraska, 1984-87
 Scott Eccles, TE, E. New Mexico*, 1987
 Jamie Williams, TE, Nebraska, 1988
 Bob Mrosko, TE, Penn State, 1989
 Pat Coleman, WR, Mississippi, 1990-94
 James McKeenan, TE, Texas A&M, 1995-97
 Kevin Dyson, WR, Utah, 1998-2002
 Tyrone Calico, WR, Middle Tennessee State, 2003-05
 David Givens, WR, Notre Dame, 2006-07
 Lavelle Hawkins, WR, California, 2008-12
 Kevin Walter, WR, Eastern Michigan, 2013
 Brett Brackett, TE, Penn State, 2014
 Marc Mariani, WR, Montana, 2016
 Eric Decker, WR, Minnesota, 2017
 Geoff Swaim, TE, Texas, 2020-22

88

Albert Witcher, S, Baylor, 1960
 Willard Dewweall, TE, Southern Methodist, 1961-64
 Bob Poole, TE, Clemson, 1966-67
 Ed Carrington, TE, Virginia, 1969
 Claude Harvey, LB, Prairie View, 1970
 Allen Aldridge, DE, Prairie View, 1972
 Jim Beirne, WR, Purdue, 1975-76
 Jimmie Giles, TE, Alcorn, 1977
 Rich Caster, WR, Jackson State, 1978-80
 Billy Brooks, WR, Oklahoma, 1981
 Chris Dressel, TE, Stanford, 1983-86
 Mitch Daum, TE, Wyoming, 1987
 Chris Verhulst, TE, Chico State, 1988-89
 Bernard Ford, WR, Central Florida, 1990
 Gary Wellman, WR, Southern California, 1991-94
 Jackie Harris, TE, N.E. Louisiana, 1998-99
 Erron Kinney, TE, Florida, 2000-06
 Ben Hartscock, TE, Ohio State, 2007
 Craig Stevens, TE, California, 2008-15
 Jace Amaro, TE, Texas Tech, 2016
 Luke Stocker, TE, Tennessee, 2017-18
 Marcus Johnson, WR, Texas, 2021

89

Bill Groman, WR, Heidelberg, 1960-62
 Dobie Craig, WR, Howard Payne, 1964
 George Kinney, DE, Wylie, 1965
 Bill Groman, WR, Heidelberg, 1966
 Alvin Reed, TE, Prairie View, 1967-72
 Earl Thomas, WR/TE, Houston, 1976
 Eddie Foster, WR, Houston 1977-78
 Mike McCloskey, TE, Penn State, 1983-85
 Jeff Parks, TE, Auburn, 1986-87
 Gerald McNeil, WR, Baylor, 1990

Frank Miotke, WR, Grand Valley State, 1991
 Webster Slaughter, WR, San Diego State, 1992-93
 Reggie Brown, WR, Alabama State, 1994
 Frank Wycheck, TE, Maryland, 1995-2003
 Cooper Wallace, TE, Auburn, 2006
 Jared Cook, TE, South Carolina, 2009-12
 Richard Gordon, TE, Miami (Fla.), 2014
 Matthew Mulligan, TE, Maine, 2014
 Phillip Supernaw, TE, Ouachita Baptist, 2015-17
 Cole Wick, TE, Incarnate Word, 2018
 Tommy Hudson, TE, Arizona State, 2021

90

George Webster, LB, Michigan State, 1967-72
 Daryle Skaugstad, DT, California-Berkeley, 1981-82
 Bob Hamm, DE, Nevada-Reno, 1983-84
 Toby Caston, LB, Louisiana State, 1987
 Ezra Johnson, DE, Morris Brown, 1990-91
 Kenny Davidson, DE, Louisiana State, 1994-95
 James Roberson, DE, Florida State, 1996-98
 Jevon Kearse, DE, Florida, 1999-2003
 Randy Starks, DT, Maryland, 2004-07
 Jevon Kearse, DE, Florida, 2008-09
 Marcus Howard, DE, Georgia, 2010
 Derrick Morgan, DE/OLB, Georgia Tech, 2010-11
 Scott Solomon, DE, Rice, 2012
 Antonio Johnson, DT, Mississippi State, 2013
 DaQuan Jones, DL, Penn State, 2014-20
 Naquan Jones, DT, Michigan State, 2021-22

91

Greg Sampson, T, Stanford, 1972-73
 Johnny Meads, LB, Nicholls State, 1984-92
 Josh Evans, DT, Alabama Birmingham, 1995-99, 2001
 Albert Haynesworth, DT, Tennessee, 2002
 Anthony Dunn, DE, Northern Colorado, 2003
 Travis LaBoy, DE, Hawaii, 2004-07
 Jason Jones, DT, Eastern Michigan, 2008-11
 Derrick Morgan, DE/OLB, Georgia Tech, 2012-18
 Cameron Wake, OLB, Penn State, 2019
 Larrell Murchison, DL, North Carolina State, 2020-22

92

Tom Briebl, LB, Stanford, 1985-87
 Anthony Spears, DE, Portland State, 1989
 Henry Ford, DE, Arkansas, 1994-2002
 Albert Haynesworth, DT, Tennessee, 2003-08
 Will Witherspoon, LB, Georgia, 2010-12
 Ropati Pitoitua, DE, Washington State, 2013-15
 Mehdi Abdesmad, DE, Boston College, 2016
 Kevin Dodd, OLB, Clemson, 2017
 Matt Dickerson, DE, UCLA, 2018-20
 Ola Adeniyi, OLB, Toledo, 2021-22

93

Robert Lyles, LB, Texas Christian, 1984-90
 Rick Graf, LB, Wisconsin, 1991-92
 Jeremy Nunley, DE, Alabama, 1994-95
 Mike Halapin, DT, Pittsburgh, 1996-97
 Mike Sutton, DE, Louisiana State, 1998
 Byron Frisch, DE, Brigham Young, 2000
 Kevin Carter, DE, Florida, 2001-04
 Kyle Vanden Bosch, DE, Nebraska, 2005-09
 Jason Babin, DE, Western Michigan, 2010
 Shaun Smith, DT, South Carolina, 2011
 Mike Martin, DL, Michigan, 2012-15
 Kevin Dodd, OLB, Clemson, 2016
 Erik Walden, OLB, Middle Tennessee State, 2017
 Reggie Gilbert, OLB, Arizona, 2019
 Tear Tart, NT, Florida International, 2020-22

94

Frank Bush, LB, N.C. State, 1985-86
 Charles Martin, DT, Livingston, 1987
 Eric Larkin, T, Miami (Fla.)*, 1987
 Glenn Montgomery, DT, Houston, 1989-95
 Kendrick Burton, DE, Alabama, 1996
 Mike Frederick, DE, Virginia, 1999
 Juqua Thomas, DE, Oklahoma State, 2001-04
 Jesse Mahelona, DT, Tennessee, 2006-07
 Bryce Fisher, DE, Air Force, 2007
 Sen'Derrick Marks, DT, Auburn, 2009-12
 Sammie Hill, DT/NT, Stillman, 2013-15
 Austin Johnson, DL, Penn State, 2016-19
 Jack Crawford, DE, Penn State, 2020
 Amani Bledsoe, DE, Oklahoma, 2021
 Da'Shawn Hand, DE, Alabama, 2022
 Mario Edwards Jr., DE, Florida State, 2022

95

Allen Aldridge, DE, Prairie View, 1971
 William Fuller, DE, North Carolina, 1986-87
 Dwain Turner, DT, Rice*, 1987
 William Fuller, DE, North Carolina, 1988-93
 Kanavis McGhee, DE, Colorado, 1995
 Joe Salave'a, DT, Arizona, 1998-2001
 Bo Schobel, DE, Texas Christian, 2004-05
 Josh Savage, DE, Utah, 2006
 William Hayes, DE, Winston-Salem State, 2008-11
 Kamerion Wimbley, DE/OLB, Florida State, 2012-14
 Angelo Blackson, DE, Auburn, 2015-16
 David King, DE, Oklahoma, 2017
 Anthony Rush, DT, Alabama-Birmingham, 2021
 Eli Ankou, DT, UCLA, 2021
 Kyle Peko, DT, Oregon State, 2021
 DeMarcus Walker, DL, Florida State, 2022

96

Sean Jones, DE, Northeastern, 1988-93
 Gary Walker, DT, Auburn, 1995-98
 Mike Jones, DT/DE, N.C. State, 1999

Keith Embray, DE, Utah, 2000-01
 James Atkins, DT, Virginia Union, 2002-03
 Jared Clauss, DT, Iowa, 2004-05
 Robaire Smith, DT, Michigan State, 2006
 Antonio Johnson, DT, Mississippi State, 2007
 Corey Simon, DT, Florida State, 2007
 Kevin Vickerson, DT, Michigan State, 2007-09
 Amon Gordon, DT, Stanford, 2010
 Malcolm Sheppard, DT, Arkansas, 2010-11
 DaJohn Harris, DT, Southern California, 2012
 Al Woods, NT, Louisiana State, 2014-16
 Sylvester Williams, NT, North Carolina, 2017
 Bennie Logan, DL, Louisiana State, 2018
 Brent Urban, DE, Virginia, 2019
 Joey Ivie, DT, Florida, 2019
 Denico Autry, DL, Mississippi State, 2021-22

97

Mike Johnson, DE, Illinois, 1984-85
 Robert Banks, DE, Notre Dame, 1988
 Lee Williams, DE, Bethune-Cookman, 1991-93
 Bryant Mix, DT, Alcorn State, 1996-97
 Jason Fisk, DT, Stanford, 1999-2001
 Carlos Hall, DE, Arkansas, 2002-04
 Tony Brown, DT, Memphis, 2006-10
 Karl Klug, DT, Iowa, 2011-17
 Darius Kilgo, NT, Maryland, 2018
 Isaiah Mack, DT, Chattanooga, 2019-20
 Caraun Reid, DT, Princeton, 2021
 Kevin Strong, DE, Texas-San Antonio, 2021-22

98

Mark Studaway, DE, Tennessee, 1984
 Lynn Madsen, DE, Washington, 1986
 Rayford Cooks, DE, North Texas State*, 1987
 Natu Tuatagaloa, DT/DE, California, 1995
 Pratt Lyons, DT/DE, Troy State (Ala.), 1997-98
 Robaire Smith, DT, Michigan State, 2000-03
 Antwan Odom, DE, Alabama, 2004-07
 Dave Ball, DE, UCLA, 2008-12
 Lavar Edwards, DE, Louisiana State, 2013

Brian Orakpo, LB, Texas, 2015-18
 Jeffery Simmons, DT, Mississippi State, 2019-2022

99

Ernie Ladd, DT, Grambling, 1966
 Doug Smith, DT, Auburn, 1985-92
 Robert Young, DE, Mississippi State, 1996
 Kenny Holmes, DE, Miami (Fla.), 1997-2000
 Kris Kocurek, DT, Texas Tech, 2001-02
 Rien Long, DT, Washington State, 2003-06
 Demetris Veal, DT, Tennessee, 2007
 Amon Gordon, DT, Stanford, 2008
 Eric Bakhtiari, DE, San Diego, 2009
 Marques Douglas, DT, Howard, 2010
 Jurrell Casey, DT, Southern California, 2011-19
 Jadeveon Clowney, OLB, South Carolina, 2020
 Rashad Weaver, OLB, Pittsburgh, 2021-22

* Played in replacement games only

ALL-TIME PRACTICE SQUAD PLAYERS

(Bold denotes promoted to active roster)

	1989	
Bell, Billy	CB	Florine, Ron
Brantley, John	LB	Jones, Lenoy
Hartlieb, Chuck	QB	Roberson, James
Norgard, Erik	C	Running, Mitch
Orlando, Bo	S	Sanders, Chris
Rogers, Tracy	LB	
Spears, Anthony	DE	
	1990	1997
Banes, Joey	T	Adams, Louis
Coleman, Pat	WR	George, Spencer
Friberg, Keith	LB/DE	McCullough, George
Hough, Scott	T	Mustafa, Isaiah
Lloyd, Doug	RB	Scharf, Tim
Muecke, Tom	QB	Washington, T.J.
Slack, Reggie	QB	
Snyder, Brent	QB	
	1991	1998
Anderson, Herbie	CB	Bradley, Josh
Johnson, Ezra	DE	George, Spencer
Rocker, David	DT	Gilbert, Lonnie
Slack, Reggie	QB	Jackson, Brad
Thomas, Scott	T	McElmurry, Blaine
Wellman, Gary	WR	Priester, Raymond
		Sprotte, Jimmy
		Sutton, Mike
		Ward, Chris
	1992	1999
Bailey, Mario	WR	Brown, Larry
Brown, Reggie	WR	Bryant, Aaron
Campbell, Joe	RB	Embray, Keith
Davis, Anthony	LB	Gould, Garrett
Gisler, Mike	G	Jones, Chris
Gray, Terry	G	Page, Craig
Green, Anthony	WR	Rafferty, Ian
Mays, Damon	WR	Roberts, Cleve
Pharms, Charles	S	Walker, Rod
		Ware, Brad
	1993	2000
Aldridge, Melvin	S	Coleman, Chris
Benton, Gerald	WR	Dearth, James
Martin, Emanuel	CB	Gavadza, Jason
Maston, Le'Shai	RB	Jackson, Chris
Neal, Jeff	G/T	Koch, Aaron
Truitt, Leroy	T	Leach, Mike
Williams, James	DB	McCullough, Andy
Williamson, Lee	QB	Page, Craig
		Rafferty, Ian
		Walker, Rod
		Yamini, Bashir
	1994	2001
Bailey, Mario	WR	Alexander, Dan
Barnes, Tomur	CB	Arp, Donovan
Hall, Lemanski	LB	Chambers, Derrick
Jennings, Willie	DT	Combs, Derek
Williamson, Lee	QB	Costa, Dave
		Kocurek, Kris
		Natkin, Brian
		Patu, Saul
		Taylor, Chris
		Thomas, Tarlos
		Thweatt, Byron
		White, Reggie
	1995	2002
Brown, Charlie	RB	Aldridge, Kevin
Evans, Josh	DT	Atkins, James
Harden, Linc	LB	Branch, Bruce
Logan, James	LB	Fletcher, Bryan
Lundy, Dennis	RB	
Richardson, C.J.	S	
Strong, Jasper	WR	
	1996	
Cole, Lee	CB	
		Ford, Willie
		Hayes, Chad
		Hebert, Jason
		Kassell, Brad
		Malano, Mike
		Martin, Matt
		Newson, Kendall
		O'Leary, Dan
		White, Greg
		Whiting, Teag
		2003
		Blakley, Dwayne
		Drumm, Brandon
		Dunn, Anthony
		Franklin, Brad
		Freeman, Rober'
		Fryzel, Jimmy
		Harden, Cedric
		Jackson, Ray
		Kramer, Jordan
		Lewis, Jermaine
		Lowe, Omare
		Portis, Marico
		Powell, Jamal
		Reid, Gabe
		Smith, Steve
		Walker, Marquise
		2004
		Cramer, Casey
		Danielsen, Lane
		Devoe, Todd
		Herring, Isaac
		Johnson, Shawn
		Kramer, Jordan
		LeJeune, Norman
		McCoy, Derek
		Payton, Jarrett
		Portis, Marico
		Sandy, Justin
		Spencer, Cody
		Swaggert, Brent
		2005
		Anderson, Jason
		Bergeron, David
		Douglas, Robert
		Harris, Antoine
		Leverette, Otis
		Mauck, Matt
		Newberry, Jared
		Payton, Jarrett
		Randall, Marcus
		Rodriguez, Joel
		Sandy, Justin
		Small, O.J.
		Thomas, Sloan
		Thurman, Andrae
		White, Marcus
		2006
		Conover, Sean
		Ganther, Quinton
		Geisinger, Justin
		Harris, Antoine
		Matua, Fred
		Mauck, Matt
		Nande, Terna
		Petrowski, Jamie

ALL-TIME PRACTICE SQUAD PLAYERS

Ross, Richie WR
 Snell, Isaac G
Toone, Spencer LB
Wallace, Cooper TE

2007

Allred, Colin LB
 Birdine, Larry DE
Cain, Jeremy LB/FB
 Campbell, Kurt LB
 Cole, Marquice CB
Ealy, Biren WR
Ganther, Quinton RB
 Martin, Ingle QB
 Matua, Fred G
 Murphy, Jason C
Otto, Mike T
 Pakulak, Glenn P
Petrowski, Jamie TE
 Snell, Isaac G
Vickerson, Kevin DT
 Wallace, Cooper TE
 Winkler, Ulrich DE

2008

Bennett, Charles DE
 Datish, Doug C/G
 Davis, Tanard CB
 Ealy, Biren WR
Gordon, Amon DT
Harris, Tuff DB
 Johnson, Antonio DT
 Jones, Derrick DT
 Martin, Ingle QB
 Mulligan, Matthew TE
 Murphy, Jason C
 Parsons, Preston QB
 Petrowski, Jamie TE
 Velasco, Fernando C/G
Williams, Cary CB

2009

Bakhtiari, Eric DE
 Ball, Lance RB
 Booty, John David QB
 Brown, Kareem DL
 Durand, Ryan G
Edison, Dominique WR
 Ferguson II, Rodney RB
 King, Mitch DT
 Morris, Phillip WR
 Rivera, Mike LB
 Schommer, Nick S
 Trapasso, A.J. P
Velasco, Fernando C/G
Williams, Cary CB
 Williams, Paul WR

2010

Butler, Carson TE
 Corcoran, Jack FB
Davis, Hall DE
 Donaldson, Herb RB
Durand, Ryan G
 Edison, Dominique WR
 Egboh, Pannel DE
 Gamble, Joel FB/TE
 Geer, Riar TE
 Hansen, Jeff G
 Hawkins, Chris CB

Ittersagen, Pete CB
Matthews, Kevin C
 Rolle, Myron S
 Trahan, Patrick LB

2011

Donaldson, Herb RB
Durand, Ryan G
 Egboh, Pannel DE
 Graham, Cameron TE
Johnson, Robert S
 Kirkendoll, James WR
 Kropog, Troy T
 Preston, Michael WR
 Wheatley, Terrence CB

2012

Alexander, Alvester RB
Barden, Brandon TE
 Borel, Diondre WR
 Clayton, Zach DT
 Creer, Lennon RB
 DeGeare, Chris G
Evans, Darren RB
 Gibson, Thaddeus DE
 Hazelton, Vidal WR
 Horn, Tyler C
 Mohamed, Mike LB
Mooney, Collin FB
Preston, Michael WR
 Tuimaunei, Suaesi S
 Webb, Martell TE
Wilson, Tracy S

2013

Adams, Jeff T
 Anunoby, Chigbo DT
 Baker, George CB
 Charles, Stefan DT
 Copeland, Brandon LB
 Gaskins, Kendall RB
 Horn, Tyler C/G
 Johnson, Oscar G
 Kearse, Frank DT
 Netter, Al T
 Ojomo, Adewale DE
Preston, Michael WR
 Ross, Rashad WR
 Schiltz, Adam TE
Smith, Rusty QB
 Taufa'Asau, Kurt DT
 Willard, Jonathan LB
Wooten, Khalid CB
Wylie, Devon WR

2014

Anderson, Ri'Shard CB
Andrews, Antonio RB
 Anunoby, Chigbo DL
 Askew, Nate LB
Brackett, Brett TE
 Charles, Orson TE
 Copeland, Brandon OLB
 McCray, Justin G
Moch, Dontay OLB
 Moye, Derek WR
 Poehls, Will T
Richardson, Rico WR
 Seastrunk, Lache RB

Smallwood, Yawin LB
 Sorensen, Brad QB
Staples, Justin LB
 Sutton, Chaz LB
 Tanney, Alex QB

2015

Ankrah, Jason OLB
Aubrey, Josh S
Cudjoe-Virgill, Yannik OLB
 Farrell, Dillon C/G
 Fluellen, David RB
 Greene, Kevin TE
 Harwell, Nick WR
 Kafka, Mike QB
 Lutman, Gavin WR
 Matias, Josue G
McBride, Tre WR
 Pierce-Brewster, Markus LB
 Poehls, Will T
 Renner, Bryn QB
Richardson, Rico WR
 Richardson, Shaquille CB
Staples, Justin LB
Tavai, J.R. OLB
Webb, B.W. CB
 Westbrook, Tevin TE

2016

Abdesmad, Mehdi DE
 Barton, Karim G
 Brown, Kourtnei OLB
 Cunningham, Jerome TE
Fluellen, David RB
 Krause, Jonathan WR
 Leslie, Jordan WR
 Marz, Tyler T
 Maye, K.J. WR
McBride, Tre WR
 McKinnon, Jeremiah CB
 Patrick, Ronald C
Reed, Kalan CB
 Riggs, Cody CB
Riley, Curtis DB
Smith, D'Joun CB
Staples, Justin LB
Tanney, Alex QB
 Tavai, J.R. OLB
Woods, Antwaun NT

2017

Board, C.J. WR
Carraway, Josh OLB
 Cunningham, Jerome TE
 Durden, Kenneth CB
 Ferguson, Tyler QB
Jennings, Darius WR
 Johnson, Denzel S
 Marz, Tyler T
 Maxey, Johnny DE
 Moore, Steven T
Muhammad, Khalfani RB
Pascal, Zach WR
 Seaton, Brad T
 Semisch, Tim TE
 Warmlesley, Julius DE
 Washington Jr., Tony OLB
 Wichmann, Cody OL
 Woods, Antwaun NT

ALL-TIME PRACTICE SQUAD PLAYERS

2018

Batson, Cameron	WR
Cunningham, Jerome	TE
Dawkins, Dalyn	RB
Douglas, Jamil	G
Durden, Kenneth	CB
Firkser, Anthony	TE
Hansen, Chad	WR
Harris, Nigel	LB
Jordan, Mike	DB
Kalu, Joshua	DB
Kilgo, Darius	NT
Lewis, LaTroy	LB
Lewis Jr., Roger	WR
Marz, Tyler	T
Morgan, Jordan	OL
President, Gimel	OLB
Proehl, Austin	WR
Quessenberry, David	OL
Raymond, Kalif	WR
Ross, Devin	WR
Shelton, Coleman	C/G
Silberman, Ian	OL
Simon, Deon	DL
Spillane, Robert	LB
Stringfellow, Damore'ea	WR
Vickers, Kendal	DE
Webb, Damon	S
Woodside, Logan	QB

2019

Bledsoe, Amani	DE
Davis II, Jamal	OLB
Davis, Rashard	WR
Dawkins, Dalyn	RB
Durden, Kenneth	CB
Eligwe, Ukeme	LB
Harris, Nigel	LB
Hesse, Parker	TE
Hollister, Cody	WR
Ivie, Joey	DT
Johnson, Lyndon	DT
Munyer, Daniel	C
Orr, Kareem	CB
Pankey, Adam	OL
Quessenberry, David	OL
Raymond, Kalif	WR
Roberson, Derick	OLB
Smith, Josh	OLB
Stinnie, Aaron	G
Thompson, Trevion	WR
White, Papi	WR
Wilson, Shaun	RB
Woodside, Logan	QB

2020

Adams, Paul	T
Allen, Ryan	P
Bates, Daren	LB
Batson, Cameron	WR
Borders, Breon	CB
Brown, Miles	DL
Compton, Will	LB
Daniel, Trevor	P
Davis II, Jamal	OLB
Davis, Rashard	WR
Foreman, D'Onta	RB
Hesse, Parker	TE
Hollister, Cody	WR
Hudson, Tommy	TE
Kemp, Brandon	T

Kizer, DeShone	QB
Mabin, Greg	CB
McCann, Tucker	K
Munyer, Daniel	C
Nelson, Picasso	DB
Newhouse, Marshall	T
Orchard, Nate	OLB
Orr, Kareem	CB
Orzech, Matt	LS
Overton, Matt	LS
Quessenberry, David	T
Ray, Wyatt	OLB
Reed, Brooks	OLB
Rogers, Chester	WR
Siemian, Trevor	QB
Skipper, Tuzar	OLB
Sloman, Sam	K
Smith, Kobe	NT
Smith, Maurice	DB
Tart, Teair	DT
Tavecchio, Gio	K

2021

Adams, Paul	T
Anderson, Abdullah	DE
Ankou, Eli	DT
Badgley, Michael	K
Barkley, Matt	QB
Bledsoe, Amani	DE
Boddy-Calhoun, Brieann	CB
Borders, Breon	CB
Brooks, Nate	CB
Brown, Andrew	DL
Bullock, Randy	K
Carter, Jamal	S
Carter, Shyheim	DB
Carter, Tory	FB
Clemons, Rodney	DB
Cole, Dylan	LB
DiLauro, Christian	T
Finch, Sharif	OLB
Fitzpatrick, Dez	WR
Foreman, D'Onta	RB
Forristall, Miller	TE
Fort, Austin	TE
Gray, Derwin	OL
Hamilton IV, Woodrow	DT
Hand, Da'Shawn	DE
Hart, Bobby	T
Hilliard, Dontrell	RB
Hogan, Kevin	QB
Hollister, Cody	WR
Hudson, Tommy	TE
Johnson, Jan	LB
Jones, Chris	CB
Jones, Joe	LB
Jones, Naquan	DT
Kinsey, Mason	WR
Kizer, DeShone	QB
Levin, Corey	C
Mack, Austin	WR
McDougald, Bradley	S
McNichols, Jeremy	RB
Munyer, Daniel	C
Murray, Jimmy	C
Ogbuehi, Cedric	T
Peko, Kyle	DT
Peterson, Adrian	RB
Pruitt, MyCole	TE
Reid, Caraun	DT
Roos, Jordan	G
Rowland, Chris	WR

Santoso, Ryan	K
Sargent, Mekhi	RB
Scott, Caleb	WR
Scott, Niles	NT
Simon, John	OLB
Skipper, Tuzar	OLB
Smith, Rodney	RB
Strong, Kevin	DE
Tate, Golden	WR
Wilkins, Jordan	RB

2022

Anenih, David	OLB
Auclair, Antony	TE
Board, C.J.	WR
Brooks, Curtis	DT
Brooks, Nate	DB
Brown, Kyron	CB
Carter, Shyheim	CB
Chestnut, Julius	RB
Conley, Chris	WR
DiLauro, Christian	T
Fitzpatrick, Dez	WR
Gibbens, Jack	LB
Gordon, Josh	WR
Green, Gerri	OLB
Harris, Davontae	CB
Hogan, Kevin	QB
Isidora, Danny	G
Jackson, Chris	CB
Jackson, Theo	DB
Johnson, Zack	OL
Kinsey, Mason	WR
Mabin, Greg	CB
McCloud, Zach	OLB
McKinley, Takk	OLB
Meadors, Nate	DB
Murchison, Larrell	DL
Newman, Xavier	C/G
Odukoya, Thomas	TE
Okuyayinonu, Sam	DE
Parker, Steven	S
Peevy, Jayden	DE
Rader, Kevin	TE
Ray, Wyatt	OLB
Roberson Jr., Reggie	WR
Roos, Jordan	G
Rupcich, Andrew	T
Schobert, Joe	LB
Shudak, Caleb	K
Smith, Andre	LB
Smith, Eric	T
Ward, Jonathan	RB
Woodside, Logan	QB

(Bold denotes promoted to active roster)

ALL-TIME NFL EUROPA PLAYERS

(Bold denotes played on Titans active roster)

<p>1998</p> <p>McCullough, George CB Barcelona Mustafa, Isaiah WR Barcelona Ritchey, James QB Barcelona Williams, Armon S Barcelona</p> <p>1999</p> <p>Byrd, Israel CB Berlin Sutton, Mike DE Rhein</p> <p>2000</p> <p>Daft, Kevin QB Scotland Glover, Phil LB Scotland Ware, Brad S Barcelona</p> <p>2001</p> <p>Brown, Demario RB Rhein Coleman, Chris WR Amsterdam Davis, Wade CB Berlin Green, Mike RB Barcelona</p>	<p>2002</p> <p>Carson, Elliott TE Scotland Cooper, Rafael RB Amsterdam Daft, Kevin QB Amsterdam Rafferty, Ian G Amsterdam Raynock, Chase T Amsterdam Snelling, Robbie TE Barcelona Thomas, Mark TE Rhein Witzcak, Jason K Rhein</p> <p>2003</p> <p>Aldridge, Kevin DE Barcelona Hayes, Chad TE Berlin</p> <p>2004</p> <p>Blakley, Dwayne TE Rhein Branch, Mario T Amsterdam Jackson, Ray RB Berlin Smith, Steve CB Cologne Washburn, Brady T Amsterdam Wright, Thomas S Scotland</p>	<p>2005</p> <p>Herrell, Ben T Amsterdam LeJeune, Norman S Amsterdam Massey, Sam CB Berlin Payton, Jarrett RB Amsterdam Smith, Joe RB Rhein Strong, Derrick DE Rhein Swaggert, Brent T Cologne</p> <p>2006</p> <p>Anderson, Jason WR Frankfurt Erickson, Mike G Berlin Newberry, Jared LB Frankfurt Rodriguez, Joel C Berlin Sandy, Justin S Frankfurt Small, O.J. WR Amsterdam</p> <p>2007</p> <p>Adibi, Nathaniel DE Hamburg Douglas, Cody G Cologne Pakulak, Glenn P Amsterdam Petrowski, Jamie TE Frankfurt Ross, Richie WR Amsterdam</p>
--	---	--

ALL-TIME STARTING QUARTERBACK SUMMARY (REGULAR SEASON)

Quarterback	Seasons	Wins	Losses	Ties	Pct.	Quarterback	Seasons	Wins	Losses	Ties	Pct.
George Blanda	1960-66	44	38	0	.537	Chris Chandler	1995-96	11	14	0	.440
Jacky Lee	1960-67	4	5	1	.450	Steve McNair	1995-05	76	55	0	.580
Don Trull	1964-69	4	9	2	.333	Neil O'Donnell	1999-03	6	2	0	.750
Buddy Humphrey	1966	0	1	0	.000	Billy Volek	2000-06	3	7	0	.300
Pete Beathard	1967-69	15	11	0	.577	Matt Mauck	2005	0	1	0	.000
Bob Davis	1967-69	3	2	1	.583	Vince Young	2006-10	30	17	0	.638
Charley Johnson	1970-71	3	11	0	.214	Kerry Collins	2006-10	15	17	0	.469
Jerry Rhome	1970	0	3	1	.125	Rusty Smith	2010-11	0	1	0	.000
Dan Pastorini	1971-79	53	54	0	.495	Matt Hasselbeck	2011-12	11	10	0	.524
Lynn Dickey	1971-74	2	7	1	.250	Jake Locker	2011-14	9	14	0	.391
Kent Nix	1972	0	2	0	.000	Ryan Fitzpatrick	2013	3	6	0	.333
John Hadl	1976-77	1	5	0	.167	Charlie Whitehurst	2014	1	4	0	.200
Gifford Nielsen	1978-83	3	11	0	.214	Zach Mettenberger	2014-15	0	10	0	.000
Ken Stabler	1980-81	16	12	0	.571	Marcus Mariota	2015-19	29	32	0	.475
John Reaves	1981	1	1	0	.500	Matt Cassel	2016-17	1	1	0	.500
Archie Manning	1982-83	0	8	0	.000	Blaine Gabbert	2018	2	1	0	.667
Oliver Luck	1982-86	3	6	0	.333	Ryan Tannehill	2019-22	36	19	0	.655
Warren Moon	1984-93	70	69	0	.504	Malik Willis	2022	1	2	0	.333
Brent Pease	1987-88	2	1	0	.667	Joshua Dobbs	2022	0	2	0	.000
Cody Carlson	1987-94	11	8	0	.579						
Billy Joe Tolleriver	1994	0	7	0	.000						
Bucky Richardson	1992-94	1	3	0	.250						



Ryan Tannehill led the Titans to 36 regular season wins and three playoff appearances from 2019 to 2022.

YEAR-BY-YEAR STARTING QUARTERBACKS

2022 (7-10)

Date	W-L	Opponent	Starter
Sept. 11	L	N.Y. Giants	Tannehill
Sept. 19	L	at Buffalo	Tannehill
Sept. 25	W	Las Vegas	Tannehill
Oct. 2	W	at Indianapolis	Tannehill
Oct. 9	W	at Washington	Tannehill
Oct. 23	W	Indianapolis	Tannehill
Oct. 30	W	at Houston	Willis
Nov. 6	L	at Kansas City	Willis
Nov. 13	W	Denver	Tannehill
Nov. 17	W	at Green Bay	Tannehill
Nov. 27	L	Cincinnati	Tannehill
Dec. 4	L	at Philadelphia	Tannehill
Dec. 11	L	Jacksonville	Tannehill
Dec. 18	L	at L.A. Chargers	Tannehill
Dec. 24	L	Houston	Willis
Dec. 29	L	Dallas	Dobbs
Jan. 7	L	at Jacksonville	Dobbs

Tannehill (6-6), Willis (1-2), Dobbs (0-2)

2021 (12-5)

Date	W-L	Opponent	Starter
Sept. 12	L	Arizona	Tannehill
Sept. 19	W	at Seattle	Tannehill
Sept. 27	W	Indianapolis	Tannehill
Oct. 3	L	at N.Y. Jets	Tannehill
Oct. 10	W	at Jacksonville	Tannehill
Oct. 18	W	Buffalo	Tannehill
Oct. 24	W	Kansas City	Tannehill
Oct. 31	W	at Indianapolis	Tannehill
Nov. 7	W	at L.A. Rams	Tannehill
Nov. 14	W	New Orleans	Tannehill
Nov. 21	L	Houston	Tannehill
Nov. 28	L	at New England	Tannehill
Dec. 12	W	Jacksonville	Tannehill
Dec. 19	L	at Pittsburgh	Tannehill
Dec. 23	W	San Francisco	Tannehill
Jan. 2	W	Miami	Tannehill
Jan. 9	W	at Houston	Tannehill

Divisional

Jan. 22	L	Cincinnati	Tannehill
---------	---	------------	-----------

Tannehill (12-5, 0-1)

2020 (11-5)

Date	W-L	Opponent	Starter
Sept. 14	W	at Denver	Tannehill
Sept. 20	W	Jacksonville	Tannehill
Sept. 27	W	at Minnesota	Tannehill
Oct. 13	W	Buffalo	Tannehill
Oct. 18	W	Houston	Tannehill
Oct. 25	L	Pittsburgh	Tannehill
Nov. 1	L	at Cincinnati	Tannehill
Nov. 8	W	Chicago	Tannehill
Nov. 12	L	Indianapolis	Tannehill
Nov. 22	W	at Baltimore	Tannehill
Nov. 29	W	at Indianapolis	Tannehill
Dec. 6	L	Cleveland	Tannehill
Dec. 13	W	at Jacksonville	Tannehill
Dec. 20	W	Detroit	Tannehill
Dec. 27	L	at Green Bay	Tannehill
Jan. 3	W	at Houston	Tannehill

Wild Card

Jan. 10	L	Baltimore	Tannehill
---------	---	-----------	-----------

Tannehill (11-5, 0-1)

2019 (9-7)

Date	W-L	Opponent	Starter
Sept. 8	W	at Cleveland	Mariota
Sept. 15	L	Indianapolis	Mariota
Sept. 19	L	at Jacksonville	Mariota
Sept. 29	W	at Atlanta	Mariota

Oct. 6	L	Buffalo	Mariota
Oct. 13	L	at Denver	Mariota
Oct. 20	W	L.A. Chargers	Tannehill
Oct. 27	W	Tampa Bay	Tannehill
Nov. 3	L	at Carolina	Tannehill
Nov. 10	W	Kansas City	Tannehill
Nov. 24	W	Jacksonville	Tannehill
Dec. 1	W	at Indianapolis	Tannehill
Dec. 8	W	at Oakland	Tannehill
Dec. 15	L	Houston	Tannehill
Dec. 22	L	New Orleans	Tannehill
Dec. 30	W	at Houston	Tannehill

Wild Card

Jan. 4	W	at New England	Tannehill
--------	---	----------------	-----------

Divisional

Jan. 11	W	at Baltimore	Tannehill
---------	---	--------------	-----------

AFC Championship

Jan. 19	L	at Kansas City	Tannehill
---------	---	----------------	-----------

Mariota (2-4), Tannehill (7-3, 2-1)

2018 (9-7)

Date	W-L	Opponent	Starter
Sept. 9	L	at Miami	Mariota
Sept. 16	W	Houston	Gabbert
Sept. 23	W	at Jacksonville	Gabbert
Sept. 30	W	Philadelphia	Mariota
Oct. 7	L	at Buffalo	Mariota
Oct. 14	L	Baltimore	Mariota
Oct. 21	L	at L.A. Chargers	Mariota
Nov. 5	W	at Dallas	Mariota
Nov. 11	W	New England	Mariota
Nov. 18	L	at Indianapolis	Mariota
Nov. 26	L	at Houston	Mariota
Dec. 2	W	N.Y. Jets	Mariota
Dec. 6	W	Jacksonville	Mariota
Dec. 16	W	at N.Y. Giants	Mariota
Dec. 22	W	Washington	Mariota
Dec. 30	L	Indianapolis	Gabbert

Mariota (7-6), Gabbert (2-1)

2017 (9-7)

Date	W-L	Opponent	Starter
Sept. 10	L	Oakland	Mariota
Sept. 17	W	at Jacksonville	Mariota
Sept. 24	W	Seattle	Mariota
Oct. 1	L	at Houston	Mariota
Oct. 8	L	at Miami	Cassel
Oct. 16	W	Indianapolis	Mariota
Oct. 22	W	at Cleveland	Mariota
Nov. 5	W	Baltimore	Mariota
Nov. 12	W	Cincinnati	Mariota
Nov. 16	L	at Pittsburgh	Mariota
Nov. 26	W	at Indianapolis	Mariota
Dec. 3	W	Houston	Mariota
Dec. 10	L	at Arizona	Mariota
Dec. 17	L	at San Francisco	Mariota
Dec. 24	L	Los Angeles Rams	Mariota
Dec. 31	W	Jacksonville	Mariota

Wild Card

Jan. 6	W	at Kansas City	Mariota
--------	---	----------------	---------

Divisional

Jan. 13	L	at New England	Mariota
---------	---	----------------	---------

Mariota (9-6, 1-1), Cassel (0-1)

2016 (9-7)

Date	W-L	Opponent	Starter
Sept. 11	L	Minnesota	Mariota
Sept. 18	W	at Detroit	Mariota
Sept. 25	L	Oakland	Mariota
Oct. 2	L	at Houston	Mariota

Oct. 9	W	at Miami	Mariota
Oct. 16	W	Cleveland	Mariota
Oct. 23	L	Indianapolis	Mariota
Oct. 27	W	Jacksonville	Mariota
Nov. 6	L	at San Diego	Mariota
Nov. 13	W	Green Bay	Mariota
Nov. 20	L	at Indianapolis	Mariota
Nov. 27	W	at Chicago	Mariota
Dec. 11	W	Denver	Mariota
Dec. 18	W	at Kansas City	Mariota
Dec. 24	L	at Jacksonville	Mariota
Jan. 1	W	Houston	Cassel

Mariota (8-7), Cassel (1-0)

2015 (3-13)

Date	W-L	Opponent	Starter
Sept. 13	W	at Tampa Bay	Mariota
Sept. 20	L	at Cleveland	Mariota
Sept. 27	L	Indianapolis	Mariota
Oct. 11	L	Buffalo	Mariota
Oct. 18	L	Miami	Mariota
Oct. 25	L	Atlanta	Mettenberger
Nov. 1	L	at Houston	Mettenberger
Nov. 8	W	at New Orleans	Mariota
Nov. 15	L	Carolina	Mariota
Nov. 19	L	at Jacksonville	Mariota
Nov. 29	L	Oakland	Mariota
Dec. 6	W	Jacksonville	Mariota
Dec. 13	L	at N.Y. Jets	Mariota
Dec. 20	L	at New England	Mariota
Dec. 27	L	Houston	Mettenberger
Jan. 3	L	at Indianapolis	Mettenberger

Mariota (3-9), Mettenberger (0-4)

2014 (2-14)

Date	W-L	Opponent	Starter
Sept. 7	W	at Kansas City	Locker
Sept. 14	L	Dallas	Locker
Sept. 21	L	at Cincinnati	Locker
Sept. 28	L	at Indianapolis	Whitehurst
Oct. 5	L	Cleveland	Locker
Oct. 12	W	Jacksonville	Whitehurst
Oct. 19	L	at Washington	Whitehurst
Oct. 26	L	Houston	Mettenberger
Nov. 9	L	at Baltimore	Mettenberger
Nov. 17	L	Pittsburgh	Mettenberger
Nov. 23	L	at Philadelphia	Mettenberger
Nov. 30	L	at Houston	Mettenberger
Dec. 7	L	N.Y. Giants	Mettenberger
Dec. 14	L	N.Y. Jets	Locker
Dec. 18	L	at Jacksonville	Whitehurst
Dec. 28	L	Indianapolis	Whitehurst

Locker (1-4), Whitehurst (1-4), Mettenberger (0-6)

2013 (7-9)

Date	W-L	Opponent	Starter
Sept. 8	W	at Pittsburgh	Locker
Sept. 15	L	at Houston	Locker
Sept. 22	W	San Diego	Locker
Sept. 29	W	N.Y. Jets	Locker
Oct. 6	L	Kansas City	Fitzpatrick
Oct. 13	L	at Seattle	Fitzpatrick
Oct. 20	L	San Francisco	Locker
Nov. 3	W	at St. Louis	Locker
Nov. 10	L	Jacksonville	Locker
Nov. 14	L	Indianapolis	Fitzpatrick
Nov. 24	W	at Oakland	Fitzpatrick
Dec. 1	L	at Indianapolis	Fitzpatrick
Dec. 8	L	at Denver	Fitzpatrick

YEAR-BY-YEAR STARTING QUARTERBACKS

Dec. 15	L	Arizona	Fitzpatrick
Dec. 22	W	at Jacksonville	Fitzpatrick
Dec. 29	W	Houston	Fitzpatrick

Locker (4-3), Fitzpatrick (3-6)**2012 (6-10)**

Date	W-L	Opponent	Starter
Sept. 9	L	New England	Locker
Sept. 16	L	at San Diego	Locker
Sept. 23	W	Detroit	Locker
Sept. 30	L	at Houston	Locker
Oct. 7	L	at Minnesota	Hasselbeck
Oct. 11	W	Pittsburgh	Hasselbeck
Oct. 21	W	at Buffalo	Hasselbeck
Oct. 28	L	Indianapolis	Hasselbeck
Nov. 4	L	Chicago	Hasselbeck
Nov. 11	W	at Miami	Locker
Nov. 25	L	at Jacksonville	Locker
Dec. 2	L	Houston	Locker
Dec. 9	L	at Indianapolis	Locker
Dec. 17	W	N.Y. Jets	Locker
Dec. 23	L	at Green Bay	Locker
Dec. 30	W	Jacksonville	Locker

Locker (4-7), Hasselbeck (2-3)**2011 (9-7)**

Date	W-L	Opponent	Starter
Sept. 11	L	at Jacksonville	Hasselbeck
Sept. 18	W	Baltimore	Hasselbeck
Sept. 25	W	Denver	Hasselbeck
Oct. 2	W	at Cleveland	Hasselbeck
Oct. 9	L	at Pittsburgh	Hasselbeck
Oct. 23	L	Houston	Hasselbeck
Oct. 30	W	Indianapolis	Hasselbeck
Nov. 6	L	Cincinnati	Hasselbeck
Nov. 13	W	at Carolina	Hasselbeck
Nov. 20	L	at Atlanta	Hasselbeck
Nov. 27	W	Tampa Bay	Hasselbeck
Dec. 4	W	at Buffalo	Hasselbeck
Dec. 11	L	New Orleans	Hasselbeck
Dec. 18	L	at Indianapolis	Hasselbeck
Dec. 24	W	Jacksonville	Hasselbeck
Jan. 1	W	at Houston	Hasselbeck

Hasselbeck (9-7)**2010 (6-10)**

Date	W-L	Opponent	Starter
Sept. 12	W	Oakland	Young
Sept. 19	L	Pittsburgh	Young
Sept. 26	W	at N.Y. Giants	Young
Oct. 3	L	Denver	Young
Oct. 10	W	at Dallas	Young
Oct. 18	W	at Jacksonville	Young
Oct. 24	W	Philadelphia	Collins
Oct. 31	L	at San Diego	Young
Nov. 14	L	at Miami	Collins
Nov. 21	L	Washington	Young
Nov. 28	L	at Houston	Smith
Dec. 5	L	Jacksonville	Collins
Dec. 9	L	Indianapolis	Collins
Dec. 19	W	Houston	Collins
Dec. 26	L	at Kansas City	Collins
Jan. 2	L	at Indianapolis	Collins

Young (4-4), Collins (2-5), Smith (0-1)**2009 (8-8)**

Date	W-L	Opponent	Starter
Sept. 10	L	at Pittsburgh	Collins
Sept. 20	L	Houston	Collins
Sept. 27	L	at N.Y. Jets	Collins
Oct. 4	L	at Jacksonville	Collins

Oct. 11	L	Indianapolis	Collins
Oct. 18	L	at New England	Collins
Nov. 1	W	Jacksonville	Young
Nov. 8	W	at San Francisco	Young
Nov. 15	W	Buffalo	Young
Nov. 23	W	at Houston	Young
Nov. 29	W	Arizona	Young
Dec. 6	L	at Indianapolis	Young
Dec. 13	W	St. Louis	Young
Dec. 20	W	Miami	Young
Dec. 25	L	San Diego	Young
Jan. 3	W	at Seattle	Young

Young (8-2), Collins (0-6)**2008 (13-3)**

Date	W-L	Opponent	Starter
Sept. 7	W	Jacksonville	Young
Sept. 14	W	at Cincinnati	Collins
Sept. 21	W	Houston	Collins
Sept. 28	W	Minnesota	Collins
Oct. 5	W	at Baltimore	Collins
Oct. 19	W	at Kansas City	Collins
Oct. 27	W	Indianapolis	Collins
Nov. 2	W	Green Bay	Collins
Nov. 9	W	at Chicago	Collins
Nov. 16	W	at Jacksonville	Collins
Nov. 23	L	N.Y. Jets	Collins
Nov. 27	W	at Detroit	Collins
Dec. 7	W	Cleveland	Collins
Dec. 14	L	at Houston	Collins
Dec. 21	W	Pittsburgh	Collins
Dec. 28	L	at Indianapolis	Collins

Divisional

Jan. 10 L (P) Baltimore Collins

Young (1-0), Collins (12-3, 0-1)**2007 (10-6)**

Date	W-L	Opponent	Starter
Sept. 9	W	at Jacksonville	Young
Sept. 16	L	Indianapolis	Young
Sept. 24	W	at New Orleans	Young
Oct. 7	W	Atlanta	Young
Oct. 14	L	at Tampa Bay	Young
Oct. 21	W	at Houston	Collins
Oct. 28	W	Oakland	Young
Nov. 4	W	Carolina	Young
Nov. 11	L	Jacksonville	Young
Nov. 19	L	at Denver	Young
Nov. 25	L	at Cincinnati	Young
Dec. 2	W	Houston	Young
Dec. 9	L	San Diego	Young
Dec. 16	W	at Kansas City	Young
Dec. 23	W	N.Y. Jets	Young
Dec. 30	W	at Indianapolis	Young

Wild Card

Jan. 6 L (P) at San Diego Young

Young (9-6, 0-1), Collins (1-0)**2006 (8-8)**

Date	W-L	Opponent	Starter
Sept. 10	L	N.Y. Jets	Collins
Sept. 17	L	at San Diego	Collins
Sept. 24	L	at Miami	Collins
Oct. 1	L	Dallas	Young
Oct. 8	L	at Indianapolis	Young
Oct. 15	W	at Washington	Young
Oct. 29	W	Houston	Young
Nov. 5	L	at Jacksonville	Young
Nov. 12	L	Baltimore	Young
Nov. 19	W	at Philadelphia	Young
Nov. 26	W	N.Y. Giants	Young

Dec. 3	W	Indianapolis	Young
Dec. 10	W	at Houston	Young
Dec. 17	W	Jacksonville	Young
Dec. 24	W	at Buffalo	Young
Dec. 31	L	New England	Young

Young (8-5), Collins (0-3)**2005 (4-12)**

Date	W-L	Opponent	Starter
Sept. 11	L	at Pittsburgh	McNair
Sept. 18	W	Baltimore	McNair
Sept. 25	L	at St. Louis	McNair
Oct. 2	L	Indianapolis	McNair
Oct. 9	W	at Houston	McNair
Oct. 16	L	Cincinnati	McNair
Oct. 23	L	at Arizona	Volek
Oct. 30	L	Oakland	McNair
Nov. 6	L	at Cleveland	McNair
Nov. 20	L	Jacksonville	McNair
Nov. 27	W	San Francisco	McNair
Dec. 4	L	at Indianapolis	McNair
Dec. 11	W	Houston	McNair
Dec. 18	L	Seattle	McNair
Dec. 24	L	at Miami	McNair
Jan. 1	L	at Jacksonville	Mauck

McNair (4-10), Volek (0-1), Mauck (0-1)**2004 (5-11)**

Date	W-L	Opponent	Starter
Sept. 11	W	at Miami	McNair
Sept. 19	L	Indianapolis	McNair
Sept. 26	L	Jacksonville	McNair
Oct. 3	L	at San Diego	Volek
Oct. 11	W	at Green Bay	McNair
Oct. 17	L	Houston	McNair
Oct. 24	L	at Minnesota	McNair
Oct. 31	W	Cincinnati	Volek
Nov. 14	L	Chicago	Volek
Nov. 21	W	at Jacksonville	McNair
Nov. 28	L	at Houston	McNair
Dec. 5	L	at Indianapolis	Volek
Dec. 13	L	Kansas City	Volek
Dec. 19	L	at Oakland	Volek
Dec. 25	L	Denver	Volek
Jan. 2	W	Detroit	Volek

Volek (2-6), McNair (3-5)**2003 (12-4)**

Date	W-L	Opponent	Starter
Sept. 7	W	Oakland	McNair
Sept. 14	L	at Indianapolis	McNair
Sept. 21	W	New Orleans	McNair
Sept. 28	W	at Pittsburgh	McNair
Oct. 5	L	at New England	McNair
Oct. 12	W	Houston	McNair
Oct. 19	W	at Carolina	McNair
Oct. 26	W	at Jacksonville	McNair
Nov. 9	W	Miami	McNair
Nov. 16	W	Jacksonville	McNair
Nov. 23	W	at Atlanta	McNair
Dec. 1	L	at N.Y. Jets	McNair
Dec. 7	L	at Indianapolis	McNair
Dec. 14	W	Buffalo	Volek
Dec. 21	W	at Houston	McNair
Dec. 28	W	Tampa Bay	O'Donnell

Wild Card

Jan. 3 W (P) at Baltimore McNair

Divisional

Jan. 10 L (P) at New England McNair

McNair (10-4, 1-1), Volek (1-0), O'Donnell (1-0)

YEAR-BY-YEAR STARTING QUARTERBACKS

2002 (11-5)

Date	W-L	Opponent	Starter
Sept. 8	W	Philadelphia	McNair
Sept. 15	L	at Dallas	McNair
Sept. 22	L	Cleveland	McNair
Sept. 28	L	at Oakland	McNair
Oct. 6	L	Washington	McNair
Oct. 13	W	Jacksonville	McNair
Oct. 27	W	at Cincinnati	McNair
Nov. 3	W	at Indianapolis	McNair
Nov. 10	W	Houston	McNair
Nov. 17	W	Pittsburgh	McNair
Nov. 24	L	at Baltimore	McNair
Dec. 1	W	at N.Y. Giants	McNair
Dec. 8	W	Indianapolis	McNair
Dec. 16	W	New England	McNair
Dec. 22	W	at Jacksonville	McNair
Dec. 29	W	at Houston	McNair

Divisional
Jan. 11 W (P) Pittsburgh McNair

AFC Championship
Jan. 19 L (P) at Oakland McNair

McNair (11-5, 1-1)

2001 (7-9)

Date	W-L	Opponent	Starter
Sept. 9	L	Miami	McNair
Sept. 23	L	at Jacksonville	O'Donnell
Oct. 7	L	at Baltimore	McNair
Oct. 14	W	Tampa Bay	McNair
Oct. 21	W	at Detroit	McNair
Oct. 29	L	at Pittsburgh	McNair
Nov. 4	W	Jacksonville	McNair
Nov. 12	L	Baltimore	McNair
Nov. 18	W	at Cincinnati	McNair
Nov. 25	L	Pittsburgh	McNair
Dec. 2	W	at Cleveland	McNair
Dec. 9	L	at Minnesota	McNair
Dec. 16	W	Green Bay	McNair
Dec. 22	W	at Oakland	McNair
Dec. 30	L	Cleveland	McNair
Jan. 6	L	Cincinnati	McNair

McNair (7-8), O'Donnell (0-1)

2000 (13-3)

Date	W-L	Opponent	Starter
Sept. 3	L	at Buffalo	McNair
Sept. 10	W	Kansas City	McNair
Sept. 24	W	at Pittsburgh	O'Donnell
Oct. 1	W	N.Y. Giants	McNair
Oct. 8	W	at Cincinnati	McNair
Oct. 16	W	Jacksonville	McNair
Oct. 22	W	at Baltimore	McNair
Oct. 30	W	at Washington	McNair
Nov. 5	W	Pittsburgh	McNair
Nov. 12	L	Baltimore	McNair
Nov. 19	W	Cleveland	McNair
Nov. 26	L	at Jacksonville	McNair
Dec. 3	W	at Philadelphia	McNair
Dec. 10	W	Cincinnati	McNair
Dec. 17	W	at Cleveland	McNair
Dec. 25	W	Dallas	McNair

Divisional

Jan. 7 L (P) Baltimore McNair

McNair (12-3, 0-1), O'Donnell (1-0)

1999 (13-3)

Date	W-L	Opponent	Starter
Sept. 12	W	Cincinnati	McNair
Sept. 19	W	Cleveland	O'Donnell
Sept. 26	W	at Jacksonville	O'Donnell

Oct. 3	L	at San Francisco	O'Donnell
Oct. 10	W	Baltimore	O'Donnell
Oct. 17	W	at New Orleans	O'Donnell
Oct. 31	W	St. Louis	McNair
Nov. 7	L	at Miami	McNair
Nov. 14	W	at Cincinnati	McNair
Nov. 21	W	Pittsburgh	McNair
Nov. 28	W	at Cleveland	McNair
Dec. 5	L	at Baltimore	McNair
Dec. 9	W	Oakland	McNair
Dec. 19	W	Atlanta	McNair
Dec. 26	W	Jacksonville	McNair
Jan. 2	W	at Pittsburgh	McNair

Wild Card

Jan. 8 W (P) Buffalo McNair

Divisional

Jan. 16 W (P) at Indianapolis McNair

AFC Championship

Jan. 23 W (P) at Jacksonville McNair

Super Bowl XXXIV

Jan. 30 L (P) St. Louis McNair

McNair (9-2, 3-1), O'Donnell (4-1)

1998 (8-8)

Date	W-L	Opponent	Starter
Sept. 6	W	at Cincinnati	McNair
Sept. 13	L	San Diego	McNair
Sept. 20	L	at New England	McNair
Sept. 27	L	Jacksonville	McNair
Oct. 11	W	at Baltimore	McNair
Oct. 18	W	Cincinnati	McNair
Oct. 25	L	Chicago	McNair
Nov. 1	W	at Pittsburgh	McNair
Nov. 8	W	at Tampa Bay	McNair
Nov. 15	W	Pittsburgh	McNair
Nov. 22	L	N.Y. Jets	McNair
Nov. 29	L	at Seattle	McNair
Dec. 6	W	Baltimore	McNair
Dec. 13	W	at Jacksonville	McNair
Dec. 20	L	at Green Bay	McNair
Dec. 26	L	Minnesota	McNair

McNair (8-8)

1997 (8-8)

Date	W-L	Opponent	Starter
Aug. 31	W	Oakland	McNair
Sept. 7	L	at Miami	McNair
Sept. 21	L	Baltimore	McNair
Sept. 28	L	at Pittsburgh	McNair
Oct. 5	L	at Seattle	McNair
Oct. 12	W	Cincinnati	McNair
Oct. 19	W	Washington	McNair
Oct. 26	W	at Arizona	McNair
Nov. 2	L	Jacksonville	McNair
Nov. 9	W	N.Y. Giants	McNair
Nov. 16	L	at Jacksonville	McNair
Nov. 23	W	Buffalo	McNair
Nov. 27	W	at Dallas	McNair
Dec. 4	L	at Cincinnati	McNair
Dec. 14	L	at Baltimore	McNair
Dec. 21	W	Pittsburgh	McNair

McNair (8-8)

1996 (8-8)

Date	W-L	Opponent	Starter
Sept. 1	L	Kansas City	Chandler
Sept. 8	W	at Jacksonville	Chandler
Sept. 15	W	Baltimore	Chandler
Sept. 29	L	at Pittsburgh	Chandler
Oct. 6	W	at Cincinnati	Chandler
Oct. 13	W	at Atlanta	Chandler
Oct. 20	W	Pittsburgh	Chandler

Oct. 27	L	San Francisco	Chandler
Nov. 3	L	at Seattle	McNair
Nov. 10	W	at New Orleans	Chandler
Nov. 17	L	Miami	Chandler
Nov. 24	L	Carolina	Chandler
Dec. 1	W	N.Y. Jets	McNair
Dec. 8	L	Jacksonville	McNair
Dec. 15	L	Cincinnati	Chandler
Dec. 22	W	at Baltimore	McNair

Chandler (6-6), McNair (2-2)

1995 (7-9)

Date	W-L	Opponent	Starter
Sept. 3	W	at Jacksonville	Chandler
Sept. 10	L	Pittsburgh	Chandler
Sept. 17	L	Cleveland	Furrer
Sept. 24	W	at Cincinnati	Chandler
Oct. 1	L	Jacksonville	Chandler
Oct. 8	L	at Minnesota	Chandler
Oct. 22	L	at Chicago	Chandler
Oct. 29	W	Tampa Bay	Chandler
Nov. 5	W	at Cleveland	Chandler
Nov. 12	L	Cincinnati	Chandler
Nov. 19	L	at Kansas City	Chandler
Nov. 26	W	Denver	Chandler
Dec. 3	L	at Pittsburgh	Chandler
Dec. 10	L	Detroit	Chandler
Dec. 17	W	N.Y. Jets	McNair
Dec. 24	W	Buffalo	McNair

Chandler (5-8), McNair (2-0), Furrer (0-1)

1994 (2-14)

Date	W-L	Opponent	Starter
Sept. 4	L	at Indianapolis	Carlson
Sept. 11	L	at Dallas	Richardson
Sept. 18	L	Buffalo	Richardson
Sept. 25	W	Cincinnati	Carlson
Oct. 3	L	at Pittsburgh	Carlson
Oct. 13	L	Cleveland	Richardson
Oct. 24	L	at Philadelphia	Carlson
Oct. 30	L	at L.A. Raiders	Tolliver
Nov. 6	L	Pittsburgh	Carlson
Nov. 13	L	at Cincinnati	Tolliver
Nov. 21	L	N.Y. Giants	Tolliver
Nov. 27	L	at Cleveland	Tolliver
Dec. 4	L	Arizona	Tolliver
Dec. 11	L	Seattle	Tolliver
Dec. 18	L	at Kansas City	Tolliver
Dec. 24	W	N.Y. Jets	Richardson

Tolliver (0-7), Carlson (1-4), Richardson (1-3)

1993 (12-4)

Date	W-L	Opponent	Starter
Sept. 5	L	at New Orleans	Moon
Sept. 12	W	Kansas City	Moon
Sept. 19	L	at San Diego	Moon
Sept. 26	L	L.A. Rams	Moon
Oct. 11	L	at Buffalo	Moon
Oct. 17	W	at New England	Carlson
Oct. 24	W	Cincinnati	Moon
Nov. 7	W	Seattle	Moon
Nov. 14	W	at Cincinnati	Moon
Nov. 21	W	at Cleveland	Moon
Nov. 28	W	Pittsburgh	Moon
Dec. 5	W	Atlanta	Moon
Dec. 12	W	Cleveland	Moon
Dec. 19	W	at Pittsburgh	Moon
Dec. 25	W	at San Francisco	Moon
Jan. 2	W	N.Y. Jets	Carlson

Divisional

Jan. 16 L (P) Kansas City Moon

Moon (10-4, 0-1), Carlson (2-0)

YEAR-BY-YEAR STARTING QUARTERBACKS

1992 (10-6)

Date	W-L	Opponent	Starter
Sept. 6	L	Pittsburgh	Moon
Sept. 13	W	at Indianapolis	Moon
Sept. 20	W	Kansas City	Moon
Sept. 27	W	San Diego	Moon
Oct. 11	W	at Cincinnati	Moon
Oct. 18	L	at Denver	Moon
Oct. 25	W	Cincinnati	Moon
Nov. 1	L	at Pittsburgh	Moon
Nov. 8	L	Cleveland	Moon
Nov. 15	W	at Minnesota	Moon
Nov. 22	L	at Miami	Carlson
Nov. 26	W	at Detroit	Carlson
Dec. 7	W	Chicago	Carlson
Dec. 13	L	Green Bay	Carlson
Dec. 20	W	at Cleveland	Carlson
Dec. 27	W	Buffalo	Carlson

Wild Card

Jan. 3 L (P) at Buffalo Moon

Moon (6-4, 0-1), Carlson (4-2)

1991 (11-5)

Date	W-L	Opponent	Starter
Sept. 1	W	L.A. Raiders	Moon
Sept. 8	W	at Cincinnati	Moon
Sept. 16	W	Kansas City	Moon
Sept. 22	L	at New England	Moon
Oct. 6	W	Denver	Moon
Oct. 13	W	at N.Y. Jets	Moon
Oct. 20	W	at Miami	Moon
Oct. 27	W	Cincinnati	Moon
Nov. 3	L	at Washington	Moon
Nov. 10	W	Dallas	Moon
Nov. 17	W	Cleveland	Moon
Nov. 24	L	at Pittsburgh	Moon
Dec. 2	L	Philadelphia	Moon
Dec. 8	W	Pittsburgh	Moon
Dec. 15	W	at Cleveland	Moon
Dec. 21	L	at N.Y. Giants	Moon

Wild Card

Dec. 29 W (P) N.Y. Jets Moon

Divisional

Jan. 4 L (P) at Denver Moon

Moon (11-5, 1-1)

1990 (9-7)

Date	W-L	Opponent	Starter
Sept. 9	L	at Atlanta	Moon
Sept. 16	L	at Pittsburgh	Moon
Sept. 23	W	Indianapolis	Moon
Sept. 30	W	at San Diego	Moon
Oct. 7	L	San Francisco	Moon
Oct. 14	W	Cincinnati	Moon
Oct. 21	W	New Orleans	Moon
Oct. 28	L	N.Y. Jets	Moon
Nov. 4	L	at L.A. Rams	Moon
Nov. 18	W	at Cleveland	Moon
Nov. 25	W	Buffalo	Moon
Dec. 2	L	at Seattle	Moon
Dec. 9	W	Cleveland	Moon
Dec. 16	W	at Kansas City	Moon
Dec. 23	L	at Cincinnati	Moon
Dec. 30	W	Pittsburgh	Carlson

Wild Card

Jan. 6 L (P) at Cincinnati Carlson

Moon (8-7), Carlson (1-0, 0-1)

1989 (9-7)

Date	W-L	Opponent	Starter
Sept. 10	L	at Minnesota	Moon
Sept. 17	W	at San Diego	Moon
Sept. 24	L	Buffalo	Moon
Oct. 1	W	Miami	Moon
Oct. 8	L	at New England	Moon
Oct. 15	W	at Chicago	Moon
Oct. 22	W	Pittsburgh	Moon
Oct. 29	L	at Cleveland	Moon
Nov. 5	W	Detroit	Moon
Nov. 13	W	Cincinnati	Moon
Nov. 19	W	L.A. Raiders	Moon
Nov. 26	L	at Kansas City	Moon
Dec. 3	W	at Pittsburgh	Moon
Dec. 10	W	Tampa Bay	Moon
Dec. 17	L	at Cincinnati	Moon
Dec. 23	L	Cleveland	Moon

Wild Card

Dec. 31 L (P) Pittsburgh Moon

Moon (9-7, 0-1)

1988 (10-6)

Date	W-L	Opponent	Starter
Sept. 4	W	at Indianapolis	Moon
Sept. 11	W	L.A. Raiders	Carlson
Sept. 18	L	at N.Y. Jets	Carlson
Sept. 25	W	New England	Carlson
Oct. 2	L	at Philadelphia	Carlson
Oct. 9	W	Kansas City	Carlson
Oct. 16	W	at Pittsburgh	Moon
Oct. 23	L	at Cincinnati	Moon
Oct. 30	W	Washington	Moon
Nov. 7	W	Cleveland	Moon
Nov. 13	L	at Seattle	Moon
Nov. 20	W	Phoenix	Moon
Nov. 24	W	at Dallas	Moon
Dec. 4	L	Pittsburgh	Moon
Dec. 11	W	Cincinnati	Moon
Dec. 18	L	at Cleveland	Moon

Wild Card

Dec. 24 W (P) at Cleveland Moon

Divisional

Jan. 1 L (P) at Buffalo Moon

Moon (7-4, 1-1), Carlson (3-2)

1987 (9-6)

Date	W-L	Opponent	Starter
Sept. 13	W	L.A. Rams	Moon
Sept. 20	L	at Buffalo	Moon
Oct. 4	W	at Denver	Pease
Oct. 11	W	at Cleveland	Pease
Oct. 18	L	New England	Pease
Oct. 25	W	Atlanta	Moon
Nov. 1	W	at Cincinnati	Moon
Nov. 8	L	at San Francisco	Moon
Nov. 15	W	at Pittsburgh	Moon
Nov. 22	L	Cleveland	Moon
Nov. 29	L	at Indianapolis	Moon
Dec. 6	W	San Diego	Moon
Dec. 13	L	at New Orleans	Moon
Dec. 20	W	Pittsburgh	Moon
Dec. 27	W	Cincinnati	Moon

Wild Card

Jan. 3 W (P) Seattle Moon

Divisional

Jan. 10 L (P) at Denver Moon

Moon (7-5, 1-1), Pease (2-1)

1986 (5-11)

Date	W-L	Opponent	Starter
Sept. 7	W	at Green Bay	Moon
Sept. 14	L	Cleveland	Moon
Sept. 21	L	at Kansas City	Moon
Sept. 28	L	Pittsburgh	Moon
Oct. 5	L	at Detroit	Moon
Oct. 12	L	Chicago	Moon
Oct. 19	L	at Cincinnati	Moon
Oct. 26	L	L.A. Raiders	Moon
Nov. 2	L	at Miami	Moon
Nov. 9	W	Cincinnati	Moon
Nov. 16	L	at Pittsburgh	Moon
Nov. 23	W	Indianapolis	Moon
Nov. 30	L	at Cleveland	Moon
Dec. 7	L	at San Diego	Luck
Dec. 14	W	Minnesota	Moon
Dec. 21	W	Buffalo	Moon

Moon (5-10), Luck (0-1)

1985 (5-11)

Date	W-L	Opponent	Starter
Sept. 8	W	Miami	Moon
Sept. 15	L	at Washington	Moon
Sept. 22	L	at Pittsburgh	Moon
Sept. 29	L	Dallas	Moon
Oct. 6	L	at Denver	Moon
Oct. 13	L	Cleveland	Moon
Oct. 20	W	Cincinnati	Moon
Oct. 27	W	at St. Louis	Moon
Nov. 3	W	Kansas City	Moon
Nov. 10	L	at Buffalo	Moon
Nov. 17	L	Pittsburgh	Moon
Nov. 24	W	San Diego	Luck
Dec. 1	L	at Cincinnati	Luck
Dec. 8	L	N.Y. Giants	Moon
Dec. 15	L	at Cleveland	Moon
Dec. 22	L	at Indianapolis	Moon

Moon (4-10), Luck (1-1)

1984 (3-13)

Date	W-L	Opponent	Starter
Sept. 2	L	L.A. Raiders	Moon
Sept. 9	L	Indianapolis	Moon
Sept. 16	L	at San Diego	Moon
Sept. 23	L	at Atlanta	Moon
Sept. 30	L	New Orleans	Moon
Oct. 7	L	at Cincinnati	Moon
Oct. 14	L	at Miami	Moon
Oct. 21	L	San Francisco	Moon
Oct. 28	L	Cincinnati	Moon
Nov. 4	L	at Pittsburgh	Moon
Nov. 11	W	at Kansas City	Moon
Nov. 18	W	N.Y. Jets	Moon
Nov. 25	L	at Cleveland	Moon
Dec. 2	W	Pittsburgh	Moon
Dec. 9	L	at L.A. Rams	Moon
Dec. 16	L	Cleveland	Moon

Moon (3-13)

1983 (2-14)

Date	W-L	Opponent	Starter
Sept. 4	L	Green Bay	Manning
Sept. 11	L	at L.A. Raiders	Manning
Sept. 18	L	Pittsburgh	Manning
Sept. 25	L	at Buffalo	Nielsen
Oct. 2	L	at Pittsburgh	Nielsen
Oct. 9	L	Denver	Nielsen
Oct. 16	L	at Minnesota	Nielsen
Oct. 23	L	Kansas City	Nielsen
Oct. 30	L	at Cleveland	Nielsen

YEAR-BY-YEAR STARTING QUARTERBACKS

Nov. 6	L	Cincinnati	Nielsen
Nov. 13	W	Detroit	Luck
Nov. 20	L	at Cincinnati	Luck
Nov. 27	L	at Tampa Bay	Luck
Dec. 4	L	Miami	Luck
Dec. 11	W	Cleveland	Luck
Dec. 18	L	at Baltimore	Luck

Nielsen (0-7), Luck (2-4), Manning (0-3)

1982 (1-8)

Date	W-L	Opponent	Starter
Sept. 12	L	at Cincinnati	Nielsen
Sept. 19	W	Seattle	Nielsen
Nov. 21	L	Pittsburgh	Nielsen
Nov. 28	L	at New England	Manning
Dec. 5	L	at N.Y. Giants	Manning
Dec. 13	L	Dallas	Manning
Dec. 19	L	at Philadelphia	Manning
Dec. 26	L	Cleveland	Manning
Jan. 2	L	Cincinnati	Nielsen

Nielsen (1-3), Manning (0-5)

1981 (7-9)

Date	W-L	Opponent	Starter
Sept. 6	W	at L.A. Rams	Stabler
Sept. 13	W	at Cleveland	Stabler
Sept. 20	L	Miami	Stabler
Sept. 27	L	at N.Y. Jets	Stabler
Oct. 4	W	Cincinnati	Stabler
Oct. 11	W	Seattle	Stabler
Oct. 18	L	at New England	Stabler
Oct. 26	L	at Pittsburgh	Stabler
Nov. 1	L	at Cincinnati	Stabler
Nov. 8	W	Oakland	Reaves
Nov. 15	L	at Kansas City	Reaves
Nov. 22	L	New Orleans	Stabler
Nov. 29	L	Atlanta	Stabler
Dec. 3	W	Cleveland	Stabler
Dec. 13	L	at San Francisco	Nielsen
Dec. 20	W	Pittsburgh	Nielsen

Stabler (5-7), Reaves (1-1), Nielsen (1-1)

1980 (11-5)

Date	W-L	Opponent	Starter
Sept. 7	L	at Pittsburgh	Stabler
Sept. 15	W	at Cleveland	Stabler
Sept. 21	W	Baltimore	Stabler
Sept. 28	W	at Cincinnati	Stabler
Oct. 5	L	Seattle	Stabler
Oct. 12	L	at Kansas City	Stabler
Oct. 19	W	Tampa Bay	Stabler
Oct. 26	W	Cincinnati	Stabler
Nov. 2	W	at Denver	Stabler
Nov. 10	W	New England	Stabler
Nov. 16	W	at Chicago	Stabler
Nov. 23	L	at N.Y. Jets	Stabler
Nov. 30	L	Cleveland	Stabler
Dec. 4	W	Pittsburgh	Stabler
Dec. 14	W	at Green Bay	Stabler
Dec. 21	W	Minnesota	Stabler

Wild Card
Dec. 28 L (P) at Oakland Stabler

Stabler (11-5, 0-1)

1979 (11-5)

Date	W-L	Opponent	Starter
Sept. 2	W	at Washington	Pastorini
Sept. 9	L	at Pittsburgh	Pastorini
Sept. 16	W	Kansas City	Nielsen
Sept. 23	W	at Cincinnati	Pastorini
Sept. 30	W	Cleveland	Pastorini

Oct. 7	L	St. Louis	Pastorini
Oct. 14	W	at Baltimore	Pastorini
Oct. 21	L	at Seattle	Pastorini
Oct. 28	W	N.Y. Jets	Pastorini
Nov. 5	W	at Miami	Pastorini
Nov. 11	W	Oakland	Pastorini
Nov. 18	W	Cincinnati	Pastorini
Nov. 22	W	at Dallas	Pastorini
Dec. 2	L	at Cleveland	Pastorini
Dec. 10	W	Pittsburgh	Pastorini
Dec. 16	L	Philadelphia	Pastorini

Wild Card

Dec. 23	W (P)	Denver	Pastorini
---------	-------	--------	-----------

Divisional

Dec. 29	W (P)	at San Diego	Nielsen
---------	-------	--------------	---------

AFC Championship

Jan. 6	L (P)	at Pittsburgh	Pastorini
--------	-------	---------------	-----------

Pastorini (10-5, 1-1), Nielsen (1-0, 1-0)

1978 (10-6)

Date	W-L	Opponent	Starter
Sept. 3	L	at Atlanta	Pastorini
Sept. 10	W	at Kansas City	Pastorini
Sept. 17	W	San Francisco	Pastorini
Sept. 24	L	L.A. Rams	Pastorini
Oct. 1	W	at Cleveland	Pastorini
Oct. 8	L	at Oakland	Pastorini
Oct. 15	W	Buffalo	Pastorini
Oct. 23	W	at Pittsburgh	Pastorini
Oct. 29	L	at Cincinnati	Pastorini
Nov. 5	W	Cleveland	Pastorini
Nov. 12	W	at New England	Pastorini
Nov. 20	W	Miami	Pastorini
Nov. 26	W	Cincinnati	Pastorini
Dec. 3	L	Pittsburgh	Pastorini
Dec. 10	W	at New Orleans	Pastorini
Dec. 17	L	San Diego	Pastorini

Wild Card

Dec. 24	W (P)	at Miami	Pastorini
---------	-------	----------	-----------

Divisional

Dec. 31	W (P)	at New England	Pastorini
---------	-------	----------------	-----------

AFC Championship

Jan. 7	L (P)	at Pittsburgh	Pastorini
--------	-------	---------------	-----------

Pastorini (10-6, 2-1)

1977 (8-6)

Date	W-L	Opponent	Starter
Sept. 18	W	N.Y. Jets	Pastorini
Sept. 25	W	at Green Bay	Pastorini
Oct. 2	L	at Miami	Pastorini
Oct. 9	W	Pittsburgh	Pastorini
Oct. 16	L	Cleveland	Hadl
Oct. 23	L	at Pittsburgh	Pastorini
Oct. 30	L	at Cincinnati	Hadl
Nov. 6	W	Chicago	Pastorini
Nov. 13	L	at Oakland	Pastorini
Nov. 20	W	at Seattle	Pastorini
Nov. 27	W	Kansas City	Pastorini
Dec. 4	L	Denver	Pastorini
Dec. 11	W	at Cleveland	Pastorini
Dec. 18	W	Cincinnati	Pastorini

Pastorini (8-4), Hadl (0-2)

1976 (5-9)

Date	W-L	Opponent	Starter
Sept. 12	W	Tampa Bay	Pastorini
Sept. 19	W	at Buffalo	Pastorini
Sept. 26	L	Oakland	Pastorini
Oct. 3	W	at New Orleans	Pastorini
Oct. 10	W	Denver	Pastorini
Oct. 17	L	at San Diego	Pastorini
Oct. 24	L	Cincinnati	Pastorini

Nov. 1	L	at Baltimore	Pastorini
Nov. 7	L	Cleveland	Pastorini
Nov. 14	L	at Cincinnati	Hadl
Nov. 21	L	at Pittsburgh	Hadl
Nov. 28	W	Atlanta	Hadl
Dec. 5	L	at Cleveland	Hadl
Dec. 11	L	Pittsburgh	Pastorini

Pastorini (4-6), Hadl (1-3)

1975 (10-4)

Date	W-L	Opponent	Starter
Sept. 21	W	at New England	Pastorini
Sept. 28	W	San Diego	Pastorini
Oct. 5	L	Cincinnati	Pastorini
Oct. 12	W	at Cleveland	Pastorini
Oct. 19	W	Washington	Pastorini
Oct. 26	W	Detroit	Pastorini
Nov. 2	W	at Kansas City	Pastorini
Nov. 9	L	at Pittsburgh	Pastorini
Nov. 16	W	Miami	Pastorini
Nov. 24	L	Pittsburgh	Pastorini
Nov. 30	L	at Cincinnati	Pastorini
Dec. 7	W	at San Francisco	Pastorini
Dec. 14	W	at Oakland	Pastorini
Dec. 21	W	Cleveland	Pastorini

Pastorini (10-4)

1974 (7-7)

Date	W-L	Opponent	Starter
Sept. 15	W	San Diego	Dickey
Sept. 22	L	at Cleveland	Dickey
Sept. 29	L	Kansas City	Dickey
Oct. 6	L	Pittsburgh	Dickey
Oct. 13	L	at Minnesota	Pastorini
Oct. 20	L	St. Louis	Pastorini
Oct. 27	W	at Cincinnati	Pastorini
Nov. 3	W	at N.Y. Jets	Pastorini
Nov. 10	W	at Buffalo	Pastorini
Nov. 17	W	Cincinnati	Pastorini
Nov. 24	L	Dallas	Pastorini
Dec. 1	W	at Pittsburgh	Pastorini
Dec. 8	L	at Denver	Pastorini
Dec. 15	W	Cleveland	Pastorini

Pastorini (6-4), Dickey (1-3)

1973 (1-13)

Date	W-L	Opponent	Starter
Sept. 16	L	at N.Y. Giants	Pastorini
Sept. 23	L	at Cincinnati	Pastorini
Sept. 30	L	Pittsburgh	Pastorini
Oct. 7	L	L.A. Rams	Pastorini
Oct. 14	L	Denver	Pastorini
Oct. 21	L	at Cleveland	Pastorini
Oct. 28	L	at Chicago	Pastorini
Nov. 4	W	at Baltimore	Dickey
Nov. 11	L	Cleveland	Dickey
Nov. 18	L	at Kansas City	Dickey
Nov. 25	L	New England	Dickey
Dec. 2	L	Oakland	Pastorini
Dec. 9	L	at Pittsburgh	Pastorini
Dec. 16	L	Cincinnati	Pastorini

Pastorini (0-10), Dickey (1-3)

1972 (1-13)

Date	W-L	Opponent	Starter
Sept. 17	L	at Denver	Pastorini
Sept. 24	L	at Miami	Pastorini
Oct. 1	W	N.Y. Jets	Pastorini
Oct. 9	L	Oakland	Pastorini
Oct. 15	L	at Pittsburgh	Pastorini
Oct. 22	L	Cleveland	Pastorini

YEAR-BY-YEAR STARTING QUARTERBACKS

Oct. 29	L	at Cincinnati	Pastorini
Nov. 5	L	at Cleveland	Pastorini
Nov. 12	L	Philadelphia	Pastorini
Nov. 19	L	Green Bay	Pastorini
Nov. 26	L	at San Diego	Pastorini
Dec. 3	L	at Atlanta	Nix
Dec. 10	L	Pittsburgh	Pastorini
Dec. 17	L	Cincinnati	Nix

Pastorini (1-11), Nix (0-2)

1971 (4-9-1)

Date	W-L	Opponent	Starter
Sept. 19	L	at Cleveland	Johnson
Sept. 26	L	Kansas City	Johnson
Oct. 3	T	New Orleans	Dickey
Oct. 10	L	at Washington	Johnson
Oct. 17	L	Detroit	Pastorini
Oct. 24	L	at Pittsburgh	Pastorini
Oct. 31	W	Cincinnati	Pastorini
Nov. 7	L	at New England	Pastorini
Nov. 14	L	at Oakland	Dickey
Nov. 21	L	at Cincinnati	Pastorini
Nov. 28	L	Cleveland	Johnson
Dec. 5	W	Pittsburgh	Pastorini
Dec. 12	W	at Buffalo	Pastorini
Dec. 19	W	San Diego	Pastorini

Johnson (0-4), Pastorini (4-4), Dickey (0-1-1)

1970 (3-10-1)

Date	W-L	Opponent	Starter
Sept. 20	W	at Pittsburgh	Johnson
Sept. 27	L	Miami	Johnson
Oct. 4	W	at Cincinnati	Johnson
Oct. 11	L	Baltimore	Johnson
Oct. 18	L	Pittsburgh	Johnson
Oct. 25	T	at San Diego	Rhyme
Nov. 1	L	at St. Louis	Rhyme
Nov. 8	L	at Kansas City	Johnson
Nov. 15	L	San Francisco	Johnson
Nov. 22	L	at Cleveland	Johnson
Nov. 29	W	Denver	Johnson
Dec. 7	L	Cleveland	Johnson
Dec. 13	L	Cincinnati	Rhyme
Dec. 20	L	at Dallas	Rhyme

Johnson (3-7), Rhyme (0-3-1)

1969 (6-6-2)

Date	W-L	Opponent	Starter
Sept. 14	L	at Oakland	Beathard
Sept. 21	W	at Buffalo	Beathard
Sept. 28	W	Miami	Beathard
Oct. 5	W	Buffalo	Beathard
Oct. 12	L	at Kansas City	Beathard
Oct. 20	L	at N.Y. Jets	Beathard
Oct. 26	W	Denver	Beathard
Nov. 2	L	at Boston	Beathard
Nov. 9	T	Cincinnati	Trull
Nov. 16	T	at Denver	Trull
Nov. 23	W	at Miami	Beathard
Nov. 27	L	San Diego	Beathard
Dec. 6	L	N.Y. Jets	Trull
Dec. 14	W	Boston	Beathard

Playoff

Dec. 21	L (P)	at Oakland	Beathard
---------	-------	------------	----------

Beathard (6-5, 0-1), Trull (0-1-2)

1968 (7-7)

Date	W-L	Opponent	Starter
Sept. 9	L	Kansas City	Beathard
Sept. 14	W	at Miami	Beathard
Sept. 21	L	at San Diego	Beathard

Sept. 29	L	Oakland	Beathard
Oct. 6	L	Miami	Davis
Oct. 13	W	at Boston	Davis
Oct. 20	L	N.Y. Jets	Davis
Oct. 27	W	at Buffalo	Trull
Nov. 3	W	at Cincinnati	Trull
Nov. 10	L	at N.Y. Jets	Trull
Nov. 17	W	Denver	Beathard
Nov. 28	L	at Kansas City	Beathard
Dec. 7	W	Buffalo	Beathard
Dec. 15	W	Boston	Trull

Beathard (3-4), Trull (3-1), Davis (1-2)

1967 (9-4-1)

Date	W-L	Opponent	Starter
Sept. 9	L	Kansas City	Lee
Sept. 17	W	at Buffalo	Lee
Sept. 24	L	at San Diego	Lee
Oct. 1	W	Denver	Davis
Oct. 15	T	at N.Y. Jets	Davis
Oct. 22	W	at Kansas City	Beathard
Oct. 29	W	Buffalo	Beathard
Nov. 5	L	at Boston	Beathard
Nov. 12	W	at Denver	Beathard
Nov. 26	W	Boston	Beathard
Dec. 3	W	Miami	Beathard
Dec. 10	L	Oakland	Beathard
Dec. 16	W	San Diego	Beathard
Dec. 23	W	at Miami	Beathard

AFL Championship

Dec. 31	L (P)	at Oakland	Beathard
---------	-------	------------	----------

Beathard (7-2, 0-1), Lee (1-2), Davis (1-0-1)

1966 (3-11)

Date	W-L	Opponent	Starter
Sept. 3	W	Denver	Blanda
Sept. 10	W	Oakland	Blanda
Sept. 18	L	at N.Y. Jets	Blanda
Sept. 25	L	at Buffalo	Blanda
Oct. 2	L	at Denver	Blanda
Oct. 16	W	N.Y. Jets	Blanda
Oct. 23	L	Miami	Blanda
Oct. 30	L	at Kansas City	Blanda
Nov. 6	L	at Oakland	Trull
Nov. 13	L	at Boston	Trull
Nov. 20	L	Buffalo	Trull
Dec. 4	L	San Diego	Trull
Dec. 11	L	Boston	Humphrey
Dec. 18	L	at Miami	Trull

Blanda (3-5), Trull (0-5), Humphrey (0-1)

1965 (4-10)

Date	W-L	Opponent	Starter
Sept. 12	W	N.Y. Jets	Blanda
Sept. 19	W	Boston	Blanda
Sept. 26	L	at Oakland	Blanda
Oct. 3	L	at San Diego	Blanda
Oct. 17	L	at Denver	Blanda
Oct. 24	W	Kansas City	Trull
Oct. 31	W	at Buffalo	Trull
Nov. 7	L	Oakland	Blanda
Nov. 14	L	Denver	Blanda
Nov. 21	L	at N.Y. Jets	Blanda
Nov. 28	L	at Kansas City	Blanda
Dec. 5	L	Buffalo	Blanda
Dec. 12	L	San Diego	Trull
Dec. 18	L	at Boston	Blanda

Blanda (2-9), Trull (2-1)

1964 (4-10)

Date	W-L	Opponent	Starter
Sept. 12	L	at San Diego	Blanda
Sept. 19	W	Oakland	Blanda
Sept. 27	W	at Denver	Blanda
Oct. 4	L	at Kansas City	Blanda
Oct. 11	L	Buffalo	Blanda
Oct. 17	L	at N.Y. Jets	Blanda
Oct. 25	L	San Diego	Blanda
Nov. 1	L	at Buffalo	Blanda
Nov. 6	L	at Boston	Blanda
Nov. 15	L	at Oakland	Blanda
Nov. 22	L	Kansas City	Trull
Nov. 29	L	Boston	Blanda
Dec. 13	W	N.Y. Jets	Blanda
Dec. 20	W	Denver	Blanda

Blanda (4-9), Trull (0-1)

1963 (6-8)

Date	W-L	Opponent	Starter
Sept. 7	L	Oakland	Blanda
Sept. 14	W	Denver	Blanda
Sept. 22	L	at N.Y. Jets	Blanda
Sept. 28	W	Buffalo	Blanda
Oct. 6	L	Kansas City	Blanda
Oct. 13	W	Denver	Blanda
Oct. 20	W	Buffalo	Blanda
Oct. 27	W	Kansas City	Blanda
Nov. 1	L	at Boston	Blanda
Nov. 10	W	N.Y. Jets	Blanda
Dec. 1	L	at San Diego	Blanda
Dec. 8	L	Boston	Blanda
Dec. 15	L	San Diego	Lee
Dec. 22	L	at Oakland	Blanda

Blanda (6-7), Lee (0-1)

1962 (11-3)

Date	W-L	Opponent	Starter
Sept. 9	W	at Buffalo	Blanda
Sept. 16	L	at Boston	Blanda
Sept. 23	W	at San Diego	Blanda
Oct. 7	W	Buffalo	Blanda
Oct. 14	W	N.Y. Titans	Blanda
Oct. 21	L	at Denver	Blanda
Oct. 28	L	Dallas	Blanda
Nov. 4	W	at Dallas	Blanda
Nov. 11	W	at Oakland	Blanda
Nov. 18	W	Boston	Blanda
Nov. 25	W	San Diego	Blanda
Dec. 2	W	Denver	Blanda
Dec. 9	W	Oakland	Blanda
Dec. 15	W	at N.Y. Titans	Blanda

AFL Championship

Dec. 23	L (P)	Dallas	Blanda
---------	-------	--------	--------

Blanda (11-3, 0-1)

1961 (10-3-1)

Date	W-L	Opponent	Starter
Sept. 9	W	Oakland	Blanda
Sept. 24	L	at San Diego	Blanda
Oct. 1	L	at Dallas	Blanda
Oct. 8	L	Buffalo	Lee
Oct. 13	T	at Boston	Lee
Oct. 22	W	Dallas	Lee
Oct. 29	W	at Buffalo	Blanda
Nov. 5	W	at Denver	Blanda
Nov. 12	W	Boston	Blanda
Nov. 19	W	N.Y. Titans	Blanda
Nov. 26	W	Denver	Blanda
Dec. 3	W	San Diego	Blanda
Dec. 10	W	at N.Y. Titans	Blanda

YEAR-BY-YEAR STARTING QUARTERBACKS

Dec. 17 W at Oakland Blanda

AFL Championship

Dec. 24 W (P) at San Diego Blanda

Blanda (9-2, 1-0), Lee (1-1-1)

1960 (10-4)

Date	W-L	Opponent	Starter
Sept. 11	W	at Oakland	Blanda
Sept. 18	W	L.A. Chargers	Blanda
Sept. 25	L	Oakland	Blanda
Oct. 9	W	N.Y. Titans	Blanda
Oct. 16	W	Dallas	Blanda
Oct. 23	W	at N.Y. Titans	Blanda
Oct. 30	L	at Buffalo	Blanda
Nov. 6	W	at Denver	Blanda
Nov. 13	L	at L.A. Chargers	Blanda
Nov. 20	W	Denver	Lee
Nov. 25	W	at Boston	Lee
Dec. 4	L	at Dallas	Lee
Dec. 11	W	Buffalo	Blanda
Dec. 18	W	Boston	Blanda

AFL Championship

Jan. 1 W (P) L.A. Chargers Blanda

Blanda (8-3, 1-0), Lee (2-1)

ALL-TIME ALL-PRO SELECTIONS

AFL ALL-PRO

- 1960** George Blanda, QB (Honorable Mention, UPI)
 Billy Cannon, RB (Second Team, UPI, OF)
 Mike Dukes, LB (First Team, UPI)
 Don Floyd, DE (Honorable Mention, UPI)
 Bill Groman, E (First Team, UPI, OF)
 Charlie Hennigan, RB (Honorable Mention, UPI)
 Al Jamison, T (First Team, AP, Second Team OF)
 Mark Johnston, S (First Team, AP, Second Team, UPI, OF)
 Rich Michael, T (First Team, UPI, OF)
 Dennit Morris, LB (Second Team OF, Honorable Mention, UPI)
 Jim Norton, S (Honorable Mention, UPI)
 Hugh Pitts, LB (Honorable Mention, UPI)
 Dave Smith, (First Team, AP, UPI, OF)
 Julian Spence, CB (First Team, UPI)
 Orville Trask, DT (Second Team, UPI, OF)
 Fred Wallner, T (Honorable Mention, UPI)
- 1961** Tony Banfield, CB (First Team, AP, UPI, OF, SN, Second Team, NY)
 George Blanda, QB (First Team, AP, UPI, OF, SN, NY)
 Billy Cannon, HB (First Team, AP, UPI, OF, SN, NY)
 Don Floyd, DE (First Team, OF)
 Bill Groman, E (First Team, AP, SN, Second Team, UPI, NY)
 Charlie Hennigan, E (First Team, AP, UPI, OF, SN, NY)
 Ed Husmann, DT (Second Team, UPI, NY)
 Al Jamison, T (First Team, AP, UPI, OF, SN, NY)
 Mark Johnston, S (First Team, NY)
 Jim Norton, S (Second Team, UPI, NY)
 Bob Schmidt, C (Second Team, OF)
 Bob Talamini, G (Second Team, OF, UPI)
 Charley Tolar, FB (Second Team, UPI, OF)
- 1962** Tony Banfield, CB, (First Team, AP, UPI, OF)
 George Blanda, QB (Second Team, AP, UPI)
 Doug Cline, OLB (Second Team, AP UPI)
 Don Floyd, DE (First Team, AP, UPI, OF)
 Charlie Hennigan, E (First Team, AP, UPI, OF)
 Ed Husmann, DT (First Team AP, UPI)
 Al Jamison, T (First Team, AP, UPI)
 Jim Norton, S (First Team, UPI, Second Team, AP)
 Bob Schmidt, C (Second Team, AP, UPI)
 Bob Talamini, G (First Team UPI, OF)
 Charley Tolar, FB (Second Team, AP, UPI)
- 1963** Tony Banfield, CB (First Team, AP, UPI, OF, PF)

- George Blanda, QB (Second Team, AP, NY)
 Doug Cline, OLB (Second Team, AP, NY, UPI)
 Don Floyd, DE (Second Team, NY)
 Fred Glick, S (First Team, AP, UPI, OF, NEA, NY)
 Charlie Hennigan, E (Second Team, NEA, NY, Honorable Mention, AP)
 Ed Husmann, DT (Second Team, UPI)
 Bobby Jancik, S (Second Team, NY, Honorable Mention, AP, UPI)
 Rich Michael, T (Honorable Mention, UPI)
 Bob Schmidt, C (Second Team, UPI, NEA)
 Bob Talamini, G (First Team, AP, OF, NEA, NY, Second Team, UPI)
 Hogan Wharton, G (Honorable Mention, AP)
- 1964** Sonny Bishop, T (Second Team, UPI)
 Sid Blanks, T (Second Team, UPI)
 Don Floyd, DE (Second Team, UPI)
 Fred Glick, S (First Team, OF, Second Team, NEA)
 Charlie Hennigan, E (First Team, AP, UPI, NEA, OF, NY)
 Pete Jaquess, CB (Second Team, AP)
 Bob Talamini, G (First Team, NEA, OF, Second Team, AP, UPI, NY)
- 1965** Sonny Bishop, G (Second Team, NY)
 Ode Burrell, RB (Second Team, NY)
 Willie Frazier, TE (First Team, AP, UPI, OF, NEA, NY)
 W.K. Hicks, CB (Second Team, AP, UPI, NY)
 Bob Talamini, G (First Team, AP, UPI, OF, NY)
- 1966** Johnny Baker, OLB (Second Team, NEA)
 George Blanda, K (Second Team, NY)
 Walter Suggs, T (Second Team, UPI, NEA)
 Bob Talamini, G (First Team, OF, Second Team, UPI, NEA, NY)
- 1967** Miller Farr, CB (First Team, AP, UPI, NEA, SN, FN, NY, DE)
 Hoyle Granger, RB (Second Team, AP, UPI, NEA)
 Pat Holmes, DE (First Team, AP, UPI, NEA, FN, DE, Second Team, SN, NY)
 Bobby Maples, C (Second Team, AP, UPI, NY)
 Jim Norton, S (First Team, FN, DE, Second Team, AP, UPI, NY)
 Walter Suggs, T (First Team, SN, FN, Second Team, AP, UPI, NEA)
 Bob Talamini, G (First Team, AP, UPI, NEA, SN, FN, DE)
 George Webster, OL (First Team, AP, UPI, NEA, SN, FN, NY, DE)
- 1968** Miller Farr, CB (First Team, PF, AP, UPI, NEA, SN, FN, NY, FW)
 Hoyle Granger, RB (Second Team, FN)
 Ken Houston, S (Second Team, SN, NEA)
 Alvin Reed, TE (First Team, SN, FN, NY, Second Team, AP, UPI)
 Walter Suggs, T (First Team, SN, Second Team, AP, UPI, NEA, FN)
 George Webster, OLB (First Team, PF, WA, AP, UPI, NEA, SN, FN)

NY, FW)
1969 Elvin Bethea, DE (Second Team, UPI)
 Sonny Bishop, G (Second Team, SN, Honorable Mention, UPI)
 Garland Boyette, MLB (Honorable Mention, UPI)
 Miller Farr, CB (First Team, SN, Second Team, AP, UPI, NEA, NY, SI)
 Hoyle Granger, RB (Second Team, SI, Honorable Mention, UPI, PF)
 Ken Houston, S (First Team, NY, SI, Second Team, AP, UPI, SN, FN)
 Alvin Reed, TE (First Team, SN, Second Team, AP, UPI, NEA, NY, SI, PF)
 Tom Regner, G (Honorable Mention, UPI)
 George Webster, OLB (First Team, WA, AP, UPI, NEA, SN, NY, SI, PF, Second Team, HF, NEA)
 Walter Suggs, T (Second Team, AP, UPI, NEA, NY)

NFL ALL-PRO

1970 Ken Houston, S (Second Team, NEA)
1971 Ken Houston, S (First Team, DZ, TP, FW, Second Team, WA, NEA, FN)
1972 Ken Houston, S (Second Team, WA, NEA)
1973 Elvin Bethea, DE (Second Team, NEA)
1975 Elvin Bethea, DE (First Team, FN, CP, Second Team, AP, NEA)
 Robert Brazile, OLB (First Team, DZ)
 Curley Culp, DT (First Team, AP, WA, NEA, NY, FW)
 Billy Johnson, KR (First Team, FW, Second Team, FN)
1976 Robert Brazile, OLB (First Team, WA, FN, NY, Second Team, AP)
1977 Robert Brazile, OLB (First Team, NEA, Second Team, AP)
 Ken Burrough, WR (Second Team, AP, NEA)
 Curley Culp, DT (Second Team, NEA)
 Billy Johnson, KR (First Team, AP, WA, TP, NY, FX, CP, RS, FW)
1978 Elvin Bethea, DE (Second Team, NEA)
 Robert Brazile, OLB (First Team, AP, WA, NEA, CP, FW)
 Earl Campbell, RB (First Team, AP, WA, NEA, CP, DZ, NY, FX, FW)
 Curley Culp, DT (Second Team, AP, NEA)
1979 Elvin Bethea, DE (Second Team, AP)
 Robert Brazile, OLB (First Team, AP, FW, NEA, WA)
 Earl Campbell, RB (First Team, AP, SN, FW, NEA, WA)
 Curly Culp, DT (Second Team, AP)
 Toni Fritsch, PK (First Team, AP, WA, NEA, DZ)
 Leon Gray, T (First Team, AP, WA, NEA, CP, FW)
 Vernon Perry, S (First Team, DZ)
 Mike Reinfeldt, S (First Team, AP, WA, NEA, CP, NY, FX, FW)
1980 Gregg Bingham, ILB (First Team, FX)
 Robert Brazile, OLB (First Team, WA, NEA, SN, CP, FD, FX, FW, Second Team, AP)
 Earl Campbell, RB (First Team, AP, WA, NEA, SN, CP, FD, DZ, NY, FX, FW)
 Leon Gray, T (First Team, AP, WA, SN, FD, FW, Second Team, NEA)
 Bob Young, G (First Team, FD)
1981 Gregg Bingham, ILB (Honorable Mention, DH)
 Robert Brazile, OLB (Second Team, AP, DH)
 Earl Campbell, RB (First Team, CP, Second Team, DH)
 Dave Casper, TE (Honorable Mention, DH)
 Vernon Perry, S (First Team, CP, Honorable Mention, DH)
1982 Earl Campbell, RB (Honorable Mention, DH)
 Dave Casper, TE (Honorable Mention, OA)
1983 Earl Campbell, RB (Honorable Mention, DH)
 Mike Munchak, G (Second Team, NEA)
1984 Mike Munchak, G (Second Team, NEA, DH)
1985 Bo Eason, S (Second Team, NEA)
 Bruce Matthews, T (Honorable Mention, DH)
 Mike Munchak, T (First Team, FD, Second Team, AP, NEA, DH)
1986 Bruce Matthews, T (Third Team, GN)
1987 Keith Bostic, S (First Team, NEA, FD, FI, Second Team, AP, DH)
 Ray Childress, DE (Honorable Mention, DH)
 Ernest Givins, WR (Honorable Mention, DH)
 Warren Moon, QB (Honorable Mention, DH)
 Mike Munchak, G (First Team, AP, WA, NEA, SN, FO, FD, TP, DH)
 Mike Rozier, RB (Honorable Mention, DH)
1988 Patrick Allen, CB (Honorable Mention, AP)
 Keith Bostic, S (Honorable Mention, AP)
 Ray Childress, DE (Second Team, AP, NEA, CP, FD, Honorable

LEGEND

AP - Associated Press
CP - College & Pro Football Newsweekly
DMN - Dallas Morning News
DB - Dick Butkus Football Network
DE - Detroit News
DH - Don Heinrich (Pro Football Scouts)
DP - Diet Pepsi Rookie of the Year
DZ - Paul Zimmerman (N.Y. Post, 1969 -78; Sports Ill., 1979-present)
FD - Football Digest
FI - NFL Films
FN - Football News
FO - Gordon Forbes, USA Today
FW - Pro Football Weekly
FX - Larry Fox, N.Y. Daily News
GN - Gannett News Service
HF - Pro Football Hall of Fame
JT - Joe Theismann
NA - The National
NBC - NBC Sports.com
NEA - Newspaper Enterprise Association
NY - New York Daily News
OA - Bob Oates, L.A. Times
OF - Official AFL Team
PF - Pro Football Digest
PK - Peter King, Sports Illust.
RS - Pamela Robbins Scott
SI - Sports Illustrated
SN - The Sporting News
TP - Topps All-Pro Team
UPI - United Press International
USA - USA Today
WA - Pro Football Writers of America

Mention, DH)
 Jeff Donaldson, S (Second Team, CP, Honorable Mention, AP, DH)
 Drew Hill, WR (First Team, DH, Honorable Mention, AP)
 Bruce Matthews, G (First Team, AP, WA, SN, FD, FO, DZ, DH, FW, Second Team, NEA, CP)
 Warren Moon, QB (Honorable Mention, DH)
 Mike Munchak, G (First Team, WA, NEA, FO, FW, Second Team, AP)
1989 Ray Childress, DE (Second Team, AP, Honorable Mention, DH)
 Bruce Matthews, G (First Team, AP, SN, DZ, FD, FI, FW, Second Team, NEA, CP)
 Greg Montgomery, P (First Team, NEA, Honorable Mention, DH)
 Warren Moon, QB (Honorable Mention, DH)
 Mike Munchak, G (First Team, NEA, FO, Second Team, AP)
 Eugene Seale, ST (First Team, FW)
1990 Ray Childress, DE (First Team, WA, CP, FO, DZ, SN, DH, Second Team, AP, NEA, NA, Honorable Mention, PK)
 Ernest Givins, WR (Second Team, AP, Honorable Mention, DH, PK)
 Drew Hill, WR (Honorable Mention, AP, DH)
 Haywood Jeffires, WR (Second Team, CP, NA, Honorable Mention, DH)
 Richard Johnson, CB (Second Team, CP, Honorable Mention, AP)
 Terry Kinard, S (Honorable Mention, AP)
 Bruce Matthews, G (First Team, AP, WA, NEA, CP, FO, SN, FI, DH, FW, Second Team, PK)
 Bubba McDowell, S (Honorable Mention, AP, DH)

ALL-TIME ALL-PRO SELECTIONS

- Greg Montgomery, P (Honorable Mention, AP, DH)
Warren Moon, QB (First Team, SN, FI, Second Team, AP, DH, Honorable Mention, FD, PK)
Mike Munchak, G (Second Team, AP, DH)
- 1991** Ray Childress, DT (First Team, NEA, CP, FO, FD, FI, DH, Honorable Mention, AP)
Cris Dishman, CB (First Team, AP, FO, FD, FI, DH, FW, Second Team, CP)
William Fuller, DE (Honorable Mention, AP, DH)
Haywood Jeffires, WR (First Team, AP, WA, FD, FI, Second Team, NEA, CP, DH)
Bruce Matthews, C (First Team, NEA, FD, FI, FW, Second Team, AP, CP)
Bubba McDowell, S (Second Team, AP, CP, DH)
Warren Moon, QB (Honorable Mention, AP, DH)
Mike Munchak, G (First Team, AP, WA, FW, CP, FD, Second Team, NEA, Honorable Mention, DH)
Bo Orlando, S (Honorable Mention, AP)
Al Smith, MLB (First Team, WA, FW, Second Team, CP, DH, Honorable Mention, AP)
- 1992** Ray Childress, DT (First Team, AP, WA, NEA, CP, FO, DZ, FI, JT)
Cris Dishman, S (Honorable Mention, AP)
William Fuller, DE (Honorable Mention, AP, JT)
Ernest Givins, WR (Honorable Mention, JT)
Haywood Jeffires, WR (Honorable Mention, AP, JT)
Bruce Matthews, C (First Team, AP, WA, NEA, SN, FD, JT, Second Team, CP)
Bubba McDowell, S (First Team, JT, Honorable Mention, AP)
Greg Montgomery, P (Honorable Mention, AP, JT)
Mike Munchak, G (Second Team, AP, CP, JT)
Al Smith, MLB (First Team, AP, FD, Second Team, NEA, CP, FO, Honorable Mention, JT)
Lorenzo White, RB (Honorable Mention, AP, JT)
- 1993** Ray Childress, DT (First Team, FO, Second Team, AP, CP, FD, Honorable Mention, JT)
Al Del Greco, K (Second Team, FD, Honorable Mention, AP)
Cris Dishman, CB (Honorable Mention, AP, JT)
Sean Jones, DE (Honorable Mention, AP, JT)
Bruce Matthews, C (First Team, WA, SN, CP, FD, FI, Second Team, AP)
Greg Montgomery, P (First Team, AP, WA, SN, CP, FD, FI, Honorable Mention, JT)
Warren Moon, QB (Honorable Mention, AP, JT)
Mike Munchak, G (First Team, FD, FI, Second Team, AP, CP)
Bo Orlando, S (Honorable Mention, AP)
Marcus Robertson, S (First Team, AP, SN, JT, Second Team, CP)
Webster Slaughter, WR (Honorable Mention, AP)
Al Smith, MLB (Honorable Mention, AP)
- 1994** Rich Camarillo, P (Honorable Mention, AP)
Bruce Matthews, C (Honorable Mention, AP)
- 1995** Michael Barrow, MLB (First Team, DZ)
Blaine Bishop, S (First Team, DZ, Second Team, FD, Honorable Mention, AP)
Darryll Lewis, CB (First Team, FD, TJ, Honorable Mention, AP)
Bruce Matthews, G (Second Team, BM, Honorable Mention, AP)
Mark Stepnoski, C (Honorable Mention, AP)
- 1996** Blaine Bishop, S (Honorable Mention, AP)
Al Del Greco, K (Honorable Mention, AP)
Cris Dishman, CB (Honorable Mention, AP)
Mel Gray, KR (Honorable Mention, AP)
Bruce Matthews, G, (First Team, DB, Second Team, AP, FD)
John Henry Mills, ST (Second Team, FI)
Mark Stepnoski, C (Second Team, AP, FD)
- 1997** Blaine Bishop, S (Honorable Mention, AP)
Brad Hopkins, T (First Team, DZ, Honorable Mention, AP)
Bruce Matthews, G (Honorable Mention, AP)
Marcus Robertson, S (First Team, DZ, Honorable Mention, AP)
- 1998** Craig Hentrich, P (First Team, AP, WA, CP, SN, FD, USA)
Bruce Matthews, G (First Team, AP, WA, SN, USA, Second Team, FD)
Frank Wycheck, TE (First Team, DZ, Second Team, CP, FD)
- 1999** Eddie George, RB (Second Team, AP, CP, FD)
Jevon Kearse, DE (First Team, AP, DZ, CP, SN, FD, FW, WA)
Bruce Matthews, G (First Team, AP, FD, FW, WA)
Jon Runyan, T (Second Team, AP, FD)
- 2000** Blaine Bishop, S (First Team, FD, Second Team, AP)
Keith Bulluck, ST (Second Team, FD)
Eddie George, RB (First Team, AP, CP, FD, FW, WA)
Jevon Kearse, DE (First Team, FO)
Derrick Mason, KR (First Team, AP, CP, DZ, FO, FW, SN, WA, Second Team, FD)
Bruce Matthews, G (First Team, AP, FW, SN, FD, WA)
Samari Rolle, CB (First Team, AP, CP, FD, FW, SN, WA)
- 2001** Frank Wycheck, TE (Second Team, AP)
- 2002** Keith Bulluck, LB (Second Team, AP)
- 2003** Keith Bulluck, LB (First Team, AP, DZ, FW, WA, PK)
Steve McNair, QB (Second Team, AP, FD, First Team, DZ)
Craig Hentrich, P (First Team, PD)
- 2004** Keith Bulluck, LB (First Team, DZ)
- 2007** Albert Haynesworth, DT (First Team, AP, DZ, FW, WA)
Rob Bironas, K (First Team, AP, SN, SI)
- 2008** Albert Haynesworth, DT (First Team, AP, SN, SI, NBC, DMN)
Cortland Finnegan, CB (First Team, AP, SN, SI, NBC, DMN)
Kevin Mawae, C (First Team, AP, NBC)
Michael Roos, OT (First Team, AP, SN, SI, DMN)
David Stewart, OT (Second Team, AP)
- 2009** Tony Brown, DT (SI)
Chris Johnson, RB (First Team, AP, SN, SI, FW/WA)
Michael Roos, OT (First Team, DMN, Second Team, AP)
- 2010** Michael Griffin, S (Second Team, AP)
- 2011** Michael Roos, OT (First Team, SN)
- 2013** Jurrell Casey, DT (Second Team, AP)
Alterraun Verner, CB (First Team, SI, Second Team, AP)
- 2016** Jack Conklin, T (First Team, AP)
- 2017** Kevin Byard, S (First Team, AP, WA)
Brett Kern, P (First Team, SN, Second Team, AP)
Taylor Lewan, T (First Team, SN)
- 2018** Kevin Byard, S (Second Team, WA)
- 2019** Derrick Henry, RB (First Team, WA, Second Team, AP)
Derrick Henry, Flex (Second Team, AP)
Brett Kern, P (First Team, AP, WA, SN)
- 2020** Derrick Henry, RB (First Team, AP, WA, SN)
- 2021** Kevin Byard, S (First Team, AP, WA, SN)
Jeffery Simmons, DT (Second Team, AP)
- 2022** Derrick Henry, RB (First Team, SN)
Jeffery Simmons, DT (First Team, SN, Second Team, AP)
Ryan Stonehouse (First Team, SN, Second Team, AP)

ALL-AFC

- 1970** Elvin Bethea, DE (Honorable Mention, UPI)
Glen Ray Hines, T (Honorable Mention, UPI)
Ken Houston, S (First Team, FW, Second Team, UPI)
Jerry LeVias, WR (Honorable Mention, UPI)
Zeke Moore, CB (Honorable Mention, UPI)
Ron Pritchard, OLB (Second Team, UPI)
Alvin Reed, TE (First Team, UPI, FW)
Walter Suggs, T (Honorable Mention, UPI)
- 1971** Elvin Bethea, DE (First Team, FW, Second Team, UPI)
Ken Houston, S (First Team, UPI, SN, FW)
Ron Pritchard, OLB (Second Team, UPI)
- 1972** Elvin Bethea, DE (First Team, SN, Second Team, UPI)
Ken Houston, S (Second Team, UPI)
Guy Murdock, C (All-Rookie)
Mike Tilleman, DT (Honorable Mention, UPI)
- 1973** Gregg Bingham, LB (All-Rookie)
Elvin Bethea, DE (Second Team, UPI)
John Matuszak, DT (All-Rookie)
- 1974** Elvin Bethea, DE (First Team, FW, TP, Second Team, UPI)
Gregg Bingham, MLB (Honorable Mention, UPI)
Ken Burrough, WR (Honorable Mention, UPI)
- 1975** Elvin Bethea, DE (First Team, NY)
Robert Brazile, OLB (Second Team, UPI, All-Rookie)
Curley Culp, DT (First Team, AP, UPI, SN, FW, NY, TP)

ALL-TIME ALL-PRO SELECTIONS

- Billy Johnson, KR (First Team, FW, TP)
- 1976** Elvin Bethea, DE (Honorable Mention, UPI)
Robert Brazile, OLB (First Team, UPI, SN, FW, NY, TP, PB)
Curley Culp, DT (First Team, SN, FW, TP, PB, Second Team, UPI)
- 1977** Elvin Bethea, DE (Honorable Mention, UPI)
Robert Brazile, OLB (Second Team, UPI)
Ken Burrough, WR (Second Team, UPI)
Rob Carpenter, RB (All-Rookie)
Curley Culp, DT (First Team, FW, Honorable Mention, UPI)
Bill Currier, DB (All-Rookie)
Billy Johnson, KR (First Team, FW, NY)
George Reihner, G (All-Rookie)
- 1978** Elvin Bethea, DE (First Team, UPI, FW, NY, FX)
Robert Brazile, OLB (First Team, UPI, SN, FW, FX, TP)
Earl Campbell, RB (First Team, UPI, SN, FW, NY, FX, TP, All-Rookie)
Curley Culp, DT (Second Team, UPI)
Greg Sampson, T (Second Team, UPI)
- 1979** Jesse Baker, DE (All-Rookie)
Robert Brazile, OLB (First, UPI, SN, FW)
Earl Campbell, RB (First Team, UPI, SN, FW, NY, FX, TP)
Curley Culp, DT (Second Team, UPI)
Toni Fritsch, PK (First Team, UPI, SN, FW, NY, FX, TP)
Leon Gray, T (First Team, UPI, SN, FW)
Carl Mauck, C (Second Team, UPI)
Vernon Perry, S (All-Rookie)
Mike Reinfeldt, S (First Team, UPI, SN, FW, NY, FX, TP)
- 1980** Gregg Bingham, ILB (First Team, FX)
Robert Brazile, OLB (First Team, UPI, FW, NY, FX, TP, PB)
Earl Campbell, RB (First Team, UPI, FW, NY, FX, TP, PB)
Leon Gray, T (First Team, UPI, FW, TP)
Carl Mauck, C (First Team, FX, Honorable Mention, UPI)
Vernon Perry, S (Second Team, UPI)
Mike Reinfeldt, S (Second Team, UPI)
Carl Roaches, KR (All-Rookie)
Greg Stemrick, CB (Second Team, UPI)
- 1981** Robert Brazile, OLB (First Team, TP, Second Team, UPI)
Earl Campbell, RB (First Team, FX, NY, Second Team, UPI)
Leon Gray, T (Second Team, UPI)
Vernon Perry, S (First Team, FX)
Carl Roaches, KR (First Team, FW, TP)
- 1982** Robert Brazile, OLB (First Team, UPI)
- 1983** Steve Brown, CB (All-Rookie)
Bruce Matthews, T (All-Rookie)
Harvey Salem, T (All-Rookie)
Tim Smith, WR (First Team, FW)
Brian Sochia, DT (All-Rookie)
- 1984** Warren Moon (All-Rookie)
Mike Munchak, G (First Team, FW, Second Team, UPI)
Dean Steinkuhler, T (All-Rookie)
- 1985** Ray Childress, DE (All-Rookie, WA)
Mike Munchak, G (First Team, FN, Second Team, FN, UPI)
- 1986** Ray Childress, DE (First Team, FN)
Ernest Givins, WR (All-Rookie, FW, WA)
- 1987** Keith Bostic, S (First Team, UPI, FW)
Mike Munchak, G (First Team, UPI, FW, FN)
Mike Rozier, RB (Second Team, UPI)
- 1988** Ray Childress, DE (First Team, UPI, FW)
Drew Hill, WR (Second Team, UPI)
Bruce Matthews, G (First Team, UPI, FW, FN)
Warren Moon, QB (Second Team, UPI)
Mike Munchak, G (First Team, FW, Second Team, UPI)
Eugene Seale, ST (First Team, FW)
- 1989** Ray Childress, DE (Second Team, UPI)
John Grimsley, ILB (Second Team, UPI)
Bruce Matthews, G (First Team, UPI, FW, FN)
Bubba McDowell, CB (All-Rookie, FW, WA)
Greg Montgomery, P (First Team, UPI, FW)
Warren Moon, QB (First Team, UPI, FN)
Mike Munchak, G (First Team, UPI, FW)
Tony Zendejas, K (Second Team, UPI)
- 1990** Ray Childress, DT (First Team, FN, Second Team, UPI)
- Ernest Givins, WR (First Team, UPI)
Drew Hill, WR (First Team, FN, Second Team, UPI)
Bruce Matthews, G (First Team, UPI, FW, FN)
Warren Moon, QB (First Team, UPI, FW, FN)
Mike Munchak, G (First Team, FN, Second Team, UPI)
- 1991** Ray Childress, DT (First Team, UPI, FW)
Cris Dishman, CB (First Team, UPI, FW, FN)
John Flannery, G/C (All-Rookie, FW, WA)
William Fuller, DE (First Team, UPI, FW, FN)
Haywood Jeffires, WR (First Team, UPI, FW, FN)
Bruce Matthews, C (First Team, FW)
Mike Munchak, G (First Team, UPI, FW, FN)
Al Smith, (First Team, UPI, FW, FN)
- 1992** Ray Childress, DT (First Team, FW)
Haywood Jeffires, WR (First Team, UPI, FW, FN)
Bruce Matthews, C (First Team, UPI, FW, FN)
Greg Montgomery, P (First Team, UPI)
Mike Munchak, G (First Team, UPI, FW, FN)
Eddie Robinson, LB (All-Rookie, FW, WA)
Al Smith, MLB (First Team, FW, FN)
- 1993** Ray Childress, DT (First Team, UPI, FW, FN)
Brad Hopkins, T (All-Rookie, FW, WA)
Bruce Matthews, C (First Team, UPI, FW, FN)
Greg Montgomery, P (First Team, UPI, FW, FN)
Mike Munchak, G (First Team, UPI, FW, FN)
- 1995** Blaine Bishop, S (First Team, UPI, FW, FN)
Darryll Lewis, CB (First Team, FN, Second Team, UPI)
Bruce Matthews, G (First Team, UPI, FW, FN)
Marcus Robertson, S (First Team, UPI, FW, FN)
Chris Sanders, WR (All-Rookie, FW, WA)
Gary Walker, DT (All-Rookie, FW, WA)
- 1996** Blaine Bishop, S (Second Team, UPI)
Al Del Greco, K (Second Team, UPI)
Eddie George, RB (Second Team, UPI, All-Rookie, FW, WA)
Bruce Matthews, G (First Team, UPI, FW, FN)
John Henry Mills, ST (First Team, FW)
Mark Stepnoski, C (Second Team, UPI)
- 1997** Kenny Holmes, DE (All-Rookie, FW, WA)
Bruce Matthews, G (First Team, FW, FN)
- 1998** Craig Hentrich, P (First Team, FW, FN)
Kevin Long, C (All-Rookie, FW, WA)
Bruce Matthews, G (First Team, FW, FN)
- 1999** Eddie George, RB (First Team, FW)
Jevon Kearse, DE (First Team, FW, FN, All-Rookie, FW, WA)
Bruce Matthews, G (First Team, FW, FN)
John Thornton, DT (All-Rookie, FW, WA)
- 2000** Blaine Bishop, S (First Team, FN)
Eddie George, RB (First Team, FN, FW)
Brad Hopkins, T (First Team, FW)
Derrick Mason, KR (First Team, FN, FW), PR (First Team, FW)
Bruce Matthews, G (First Team, FN, FW)
Samar Rolle, CB (First Team, FW, FN)
- 2002** Jeff Fisher (Coach of the Year, FD)
Steve McNair, QB (First Team, SI) (3rd in MVP voting, AP)
Carlos Hall, DE (All-Rookie, FW, WA)
Keith Bulluck, LB (First Team, FW, FD) (Second Team All-Pro, AP)
Lance Schulters, S (First Team, FW)
Kevin Carter, DE (Second Team, FD)
- 2003** Keith Bulluck, LB (First Team, FW)
Craig Hentrich, P (First Team, FW)
- 2004** Jacob Bell, G (All-Rookie, FW, WA)
- 2005** Pacman Jones, CB/PR/KR (All-Rookie, CP, FW, WA)
- 2006** Vince Young, QB (All-Rookie, PF, WA)
- 2007** Kevin Mawae, C (First Team, PK)
- 2008** Cortland Finnegan, CB (First Team, WA)
Chris Johnson, RB (First Team, WA, All-Rookie, FW, WA, SN)
Kevin Mawae, C (First Team, WA)
- 2009** Chris Johnson, RB (First Team, WA)
- 2010** Marc Mariani, PR/KR (All-Rookie, FW, WA, SN)
- 2013** Jurrell Casey, DT (First Team, WA)
- 2016** DeMarco Murray, RB (First Team, WA)
- 2017** Kevin Byard, S (First Team, WA)

ALL-TIME ALL-PRO SELECTIONS

- Brett Kern, P (First Team, WA)
2018 Derrick Henry, RB (First Team, WA)
 Brett Kern, P (First Team, WA)
 Taylor Lewan, T (First Team, WA)
2019 Derrick Henry, RB (First Team, WA)
 Brett Kern, P (First Team, WA)
2020 Derrick Henry, RB (First Team, WA)
2021 Kevin Byard, S (First Team, WA)

ALL-TIME HONORS

(Number of individual Pro Bowls selected in parenthesis)

AFL ALL-STARS

- 1961** Tony Banfield, CB (1)
 George Blanda, QB (1)
 Billy Cannon, HB (1)
 Don Floyd, DE (1)
 Charlie Hennigan, E (1)
 Ed Husmann, DT (1)
 Al Jamison, T (1)
 Mark Johnston, S (1)
 Bob McLeod, E (1)
 Dennit Morris, LB (1)
 Bob Schmidt, C (1)
 Charley Tolar, FB (1)
1962 Tony Banfield, CB (2)
 George Blanda, QB (2)
 Willard Dewveall, E (1)
 Don Floyd, DE (2)
 Fred Glick, S (1)
 Charlie Hennigan, E (2)
 Ed Husmann, DT (2)
 Al Jamison, T (2)
 Rich Michael, T (1)
 Jim Norton, S (1)
 Bob Schmidt, C (2)
 Bob Talamini, G (1)
 Charley Tolar, FB (2)
1963 Tony Banfield, CB (3)
 George Blanda, QB (3)
 Fred Glick, S (2)
 Charlie Hennigan, E (3)
 Ed Husmann, DT (3)
 Rich Michael, T (2)
 Jim Norton, S (2)
 Bob Schmidt, C (3)
 Bob Talamini, G (2)
1964 Sid Blanks, RB (1)
 Don Floyd, DE (3)
 Fred Glick, S (3)
 Charlie Hennigan, E (4)
 Pete Jaquess, CB (1)
 Bob Talamini, G (3)
1965 Ode Burrell, RB (2)
 Willie Frazier, TE (1)
 Charlie Hennigan, E (5)
 Bob Talamini, G (4)
1966 Charles Frazier, E (1)
 W.K. Hicks, CB (1)
 Bob Talamini, G (5)
1967 Woody Campbell, RB (1)
 Miller Farr, CB (1)
 Hoyle Granger, RB (1)
 Pat Holmes, DE (1)
 Jim Norton, S (3)
 Walter Suggs, T (1)
 Bob Talamini, G (6)

- 1968** George Webster, LB (1)
 Sonny Bishop, G (1)
 Garland Boyette, MLB (1)
 Miller Farr, CB (2)
 Hoyle Granger, RB (2)
 Glen Ray Hines, T (1)
 Pat Holmes, DE (2)
 Bobby Maples, C (1)
 Alvin Reed, TE (1)
 Walter Suggs, T (2)
 George Webster, LB (2)
1969 Jim Beirne, WR (1)
 Elvin Bethea, DE (1)
 Garland Boyette, MLB (2)
 Miller Farr, CB (3)
 Glen Ray Hines, T (2)
 Ken Houston, S (2)
 Jerry LeVias, WR (1)
 Zeke Moore, CB (1)
 Alvin Reed, TE (2)
 George Webster, LB (3)

AFC PRO BOWL

- 1970** Ken Houston, S (3)
 Zeke Moore, CB (2)
1971 Elvin Bethea, DE (2)
 Ken Houston, S (4)
1972 Elvin Bethea, DE (3)
 Ken Houston, S (5)
1973 Elvin Bethea, DE (4)
1974 Elvin Bethea, DE (5)
1975 Elvin Bethea, DE (6)
 Ken Burrough, WR (1)
 Curley Culp, DT (1)
 Billy Johnson, RB (1)
 Dan Pastorini, QB (1)
1976 Robert Brazile, OLB (1)
 Curley Culp, DT (2)
1977 Robert Brazile, OLB (2)
 Ken Burrough, WR (2)
 Curley Culp, DT (3)
 Billy Johnson, KR (2)
1978 Elvin Bethea, DE (7)
 Robert Brazile, OLB (3)
 Earl Campbell, RB (1)
 Curley Culp, DT (4)
1979 Elvin Bethea, DE (8)
 Robert Brazile, OLB (4)
 Earl Campbell, RB (2)
 Toni Fritsch, K (1)
 Leon Gray, T (1)
 Mike Reinfeldt, S (1)
1980 Robert Brazile, OLB (5)
 Dave Casper, TE (1)
 Earl Campbell, RB (3)
 Greg Stenrick, CB (1)
1981 Robert Brazile, OLB (6)
 Earl Campbell, RB (4)
 Leon Gray, T (2)
 Carl Roaches, KR (1)
1982 Robert Brazile, OLB (7)
1983 Earl Campbell, RB (5)
1984 Mike Munchak, G (1)
1985 Mike Munchak, G (2)
1987 Keith Bostic, S (1)
 Mike Munchak, G (3)
 Mike Rozier, RB (1)
1988 Keith Bostic, S (2)
 Ray Childress, DE (1)
 John Grimsley, ILB (1)
 Drew Hill, WR (1)
 Bruce Matthews, G (1)
 Warren Moon, QB (1)
 Mike Munchak, G (4)
 Mike Rozier, RB (2)
1989 Bruce Matthews, G (2)
 Warren Moon, QB (2)
 Mike Munchak, G (5)
1990 Ray Childress, DT (2)
 Ernest Givins, WR (1)
 Drew Hill, WR (2)
 Bruce Matthews, G (3)
 Warren Moon, QB (3)
 Mike Munchak, G (6)
1991 Ray Childress, DT (3)
 Cris Dishman, CB (1)
 William Fuller, DE (1)
 Haywood Jeffires, WR (1)
 Bruce Matthews, C (4)
 Warren Moon, QB (4)
 Mike Munchak, G (7)
 Al Smith, MLB (1)
1992 Ray Childress, DT (4)
 Curtis Duncan, WR (1)
 Ernest Givins, WR (2)
 Haywood Jeffires, WR (2)
 Bruce Matthews, C (5)
 Warren Moon, QB (5)
 Mike Munchak, G (8)
 Al Smith, MLB (2)
 Lorenzo White, RB (1)
 Ray Childress, DT (5)
 Haywood Jeffires, WR (3)
 Sean Jones, DE (1)
 Bruce Matthews, C (6)
 Greg Montgomery, P (1)
 Warren Moon, QB (6)
 Mike Munchak, G (9)
 Webster Slaughter, WR (2,1)
1994 Bruce Matthews, C (7)
1995 Blaine Bishop, S (1)
 Darryll Lewis, CB (1)
 Bruce Matthews, C (8)
 Mark Stepanoski, C (4, 1)
1996 Blaine Bishop, S (2)
 Bruce Matthews, G (9)
 John Henry Mills, ST (1)

ALL-TIME HONORS

1997	Mark Stepnoski, C (5, 2) Blaine Bishop, S (3) Eddie George, RB (1) Bruce Matthews, G (10)
1998	Eddie George, RB (2) Craig Hentrich, P (1) Bruce Matthews, G (11) Frank Wycheck, TE (1)
1999	Eddie George, RB (3) Jevon Kearse, DE (1) Frank Wycheck, TE (2) Bruce Matthews, G (12)
2000	Blaine Bishop, S (4) Eddie George, RB (4) Brad Hopkins, T (1) Jevon Kearse, DE (2) Derrick Mason, KR (1) Bruce Matthews, G (13) Steve McNair, QB (1) Samar Rolle, CB (1) Frank Wycheck, TE (3)
2001	Bruce Matthews, G (14) Jevon Kearse, DE (3)
2002	Kevin Carter, DE (2, 1)
2003	Steve McNair, QB (2) Keith Bulluck, LB (1) Brad Hopkins, OT (2) Craig Hentrich, P (2) Derrick Mason, WR (2)
2005	Steve McNair, QB (3) Kyle Vanden Bosch, DE (1)
2006	Vince Young, QB (1)
2007	Rob Bironas, K (1) Albert Haynesworth, DT (1) Kyle Vanden Bosch, DE (2)
2008	Cortland Finnegan, CB (1) Albert Haynesworth, DT (2) Kevin Mawae, C (7, 1) Chris Hope, S (1) Chris Johnson, RB (1) Michael Roos, OT (1) Kerry Collins, QB (2, 1) Michael Griffin, S (1)
2009	Chris Johnson, RB (2) Kevin Mawae, C (8, 2) Kyle Vanden Bosch, DE (3) Vince Young, QB (2)
2010	Jason Babin, DE (1) Michael Griffin, S (2) Chris Johnson, RB (3) Marc Mariani, KR/PR (1)
2013	Alterraun Verner, CB (1)
2015	Jurrell Casey, DT (1) Delanie Walker, TE (1)
2016	DT Jurrell Casey (2) T Taylor Lewan (1) RB DeMarco Murray (3, 1) OLB Brian Orakpo (4, 1) TE Delanie Walker (2)
2017	S Kevin Byard (1) DT Jurrell Casey (3) P Brett Kern (1) T Taylor Lewan (2) ST Brynden Trawick (1) TE Delanie Walker (3)
2018	DT Jurrell Casey (4) P Brett Kern (2) T Taylor Lewan (3)
2019	DT Jurrell Casey (5) RB Derrick Henry (1) P Brett Kern (3) QB Ryan Tannehill (1)

2020	WR A.J. Brown (1) RB Derrick Henry (2)
2021	S Kevin Byard (2) OLB Harold Landry III (1) G Rodger Saffold III (1) DT Jeffery Simmons (1)
2022	RB Derrick Henry (3) C Ben Jones (1) DT Jeffery Simmons (2) LS Morgan Cox (4, 1)

ASSOCIATED PRESS NFL MVP

1979	Earl Campbell, RB
2003	Steve McNair, QB

ASSOCIATED PRESS COMEBACK PLAYER OF THE YEAR

2019	Ryan Tannehill, QB
------	--------------------

ASSOCIATED PRESS COACH OF THE YEAR

2021	Mike Vrabel
------	-------------

PRO FOOTBALL WRITERS ASSOCIATION COACH OF THE YEAR

2021	Mike Vrabel
------	-------------

BERT BELL TROPHY

(NFL Most Valuable Player presented by Philadelphia Maxwell Club)

1979	Earl Campbell, RB
------	-------------------

BERT BELL ROOKIE OF YEAR

(NFL Rookie Most Valuable Player presented by Philadelphia Maxwell Club)

1996	Eddie George, RB
------	------------------

AFL PLAYER OF THE YEAR

1961	George Blanda, QB (UPI, SN)
1967	George Blanda, QB (SN)

AFL DEFENSIVE ROOKIE OF YEAR

1967	George Webster, LB (SN)
------	-------------------------

NFL PLAYER OF THE YEAR

1978	Earl Campbell, RB (NEA, WA, FD, NY)
1979	Earl Campbell, RB (NEA, WA)
1980	Earl Campbell, RB (NEA, NY, CP)
2003	Steve McNair, QB (DZ)

NFL OFFENSIVE PLAYER OF YEAR

1978	Earl Campbell, RB (AP)
1979	Earl Campbell, RB (AP, FW)
1980	Earl Campbell, RB (AP)
1990	Warren Moon, QB (AP)
2009	Chris Johnson, RB (AP)
2020	Derrick Henry, RB (AP)

NFL DEFENSIVE PLAYER OF YEAR

1975	Curley Culp, DT (NEA)
1979	Jesse Baker, DT (FW)

NFL ROOKIE OF YEAR

1978	Earl Campbell, RB (AP)
1979	Jesse Baker, DT (FW)
1996	Eddie George, RB (SN, FW, SI)
2006	Vince Young, QB (SI, DP)

NFL OFFENSIVE ROOKIE OF YEAR

1978	Earl Campbell, RB (FW)
1996	Eddie George, RB (AP, FW, FD, CP)
2006	Vince Young, QB (AP, PF, WA)

NFL DEFENSIVE ROOKIE OF YEAR

1975	Robert Brazile, LB (AP)
1979	Jesse Baker, DT (FW)
1999	Jevon Kearse, DE (AP, FN, FW, CP, FD)

AFC PLAYER OF YEAR

1978	Earl Campbell, RB (SN, NY)
2000	Eddie George, RB (FN)

AFC OFFENSIVE PLAYER OF YEAR

1978	Earl Campbell, RB (UPI, KC)
1990	Warren Moon, QB (UPI)

AFC DEFENSIVE PLAYER OF YEAR

1975	Robert Brazile, LB (SN)
1979	Jesse Baker, DT (FW) Mike Reinfeldt, S (KC)

DIET PEPSI ROOKIE OF YEAR

2006	Vince Young, QB
------	-----------------

ED BLOCK COURAGE AWARD

(nominee from each NFL team for courage in battling injuries)

1984	Bob Hamm
1985	Pat Howell
1986	Dean Steinkuhler
1987	Kent Hill
1988	Alonzo Highsmith
1989	Doug Smith
1990	Mike Munchak
1991	Bubba McDowell
1992	Warren Moon
1993	Curtis Duncan
1994	Marcus Robertson
1995	Barron Wortham
1996	Blaine Bishop
1997	Bruce Matthews
1998	Steve Jackson
1999	Steve McNair
2000	Kenny Holmes
2001	Kevin Dyson
2002	Eddie George
2003	Kevin Carter
2004	Keith Bulluck
2005	Tank Williams
2006	Brandon Jones
2007	David Thornton
2008	Chris Hope
2009	Kevin Mawae
2010	Will Witherspoon
2011	Derrick Morgan
2012	Kenny Britt
2013	David Stewart
2014	Michael Griffin
2015	Craig Stevens
2016	Jason McCourty
2017	Karl Klug
2018	Jack Conklin
2019	Jonnu Smith
2020	Jeffery Simmons
2021	Nick Westbrook-Ikhine
2022	Robert Woods

ALL-TIME HONORS

TITANS MAN OF THE YEAR

(nominee from each NFL team for Walter Payton NFL Man of the Year)

1996	Marcus Robertson
1997	Al Del Greco
1998	Al Del Greco
1999	Chris Sanders
2000	Kenny Holmes
2001	Jason Fisk
2002	Kevin Carter
2003	Kevin Carter
2004	Kevin Carter
2005	Steve McNair
2006	Keith Bulluck
2007	Keith Bulluck
2008	David Thornton
2009	Kyle Vanden Bosch
2010	Cortland Finnegan
2011	Cortland Finnegan
2012	Jared Cook
2013	Delanie Walker
2014	Jason McCourty
2015	Delanie Walker
2016	Jurrell Casey
2017	Wesley Woodyard
2018	Jurrell Casey
2019	Ben Jones
2020	Kevin Byard
2021	Derrick Henry
2022	Derrick Henry

NFL PLAYER OF WEEK

1984	Larry Moriarty, RB, Week 11 (AFC Offensive)
1985	Steve Brown, CB, Week 1 (AFC Defensive) Bo Eason, S, Week 12 (AFC Defensive)
1987	Eugene Seale, LB, Week 4 (AFC Defensive)
1988	Ray Childress, DT, Week 1 (AFC Defensive) Allen Pinkett, RB, Week 4 (AFC Offensive) Drew Hill, WR, Week 9 (AFC Offensive)
1989	Warren Moon, QB, Week 6 (AFC Offensive)
1990	Warren Moon, QB, Week 6 (AFC Offensive) Johnny Meads, LB, Week 7 (AFC Defensive) Warren Moon, QB, Week 11 (AFC Offensive) Lorenzo White, RB, Week 12 (AFC Offensive) Warren Moon, QB, Week 15 (AFC Offensive) Cody Carlson, QB, Week 17 (AFC Offensive)
1991	Lamar Lathon, LB, Week 2 (AFC Defensive) Ernest Givins, WR, Week 6 (AFC Offensive) Haywood Jeffires, WR, Week 7 (AFC Offensive) Warren Moon, QB, Week 12 (AFC Offensive) Ray Childress, DT, Week 15 (AFC Defensive) William Fuller, DE, Week 16 (AFC Defensive)

1992	Cody Carlson, QB, Week 13 (AFC Offensive) Lorenzo White, RB, Week 16 (AFC Offensive) Ray Childress, DT, Week 17 (AFC Defensive)
1993	Marcus Robertson, S, Week 2 (AFC Defensive) Greg Montgomery, P, Week 7 (AFC Special Teams) Warren Moon, QB, Week 8 (AFC Offensive) Gary Brown, RB, Week 11 (AFC Offensive) Marcus Robertson, S, Week 12 (AFC Defensive) William Fuller, DE, Week 13 (AFC Defensive) Steve Jackson, CB, Week 14 (AFC Defensive) Gary Brown, RB, Week 16 (AFC Offensive) Blaine Bishop, S, Week 17 (AFC Defensive) Ray Childress, DT, Week 18 (AFC Defensive)
1995	Chris Chandler, QB, Week 4 (AFC Offensive) John Henry Mills, LB, Week 4 (AFC Special Teams) Cris Dishman, CB, Week 9 (AFC Defensive)
1996	Eddie George, RB, Week 2 (AFC Offensive) Mel Gray, KR, Week 6 (AFC Defensive)
1997	Eddie George, RB, Week 1 (AFC Offensive) M. Robertson, FS, Week 14 (AFC Defensive)
1998	Blaine Bishop, SS, Week 6 (AFC Defensive) Mike Archie, RB, Week 7 (AFC Special Teams) Eddie George, RB, Week 10 (AFC Offensive) Craig Hentrich, P, Week 10 (AFC Special Teams)
1999	Al Del Greco, K, Divisional (AFC Special Teams) Steve McNair, QB, Week 8, 16, AFC Champ. (AFC Offensive) Derrick Mason, WR/KR, Week 12, AFC Champ. (AFC Special Teams) Eddie Robinson, LB, Week 14 (AFC Defensive) Kevin Dyson, Frank Wycheck, Wild Card (AFC Special Teams)
2000	Derrick Mason, KR/PR, Week 4 (AFC Special Teams) Randall Godfrey, LB, Week 8, 17 (AFC Defensive) Samari Rolle, CB, Week 9 (AFC Defensive) Al Del Greco, K, Week 14 (AFC Special Teams) Eddie Robinson, LB, Week 14 (AFC Defensive) Eddie George, RB, Week 16

(AFC Offensive)	
2001	Joe Nedney, K, Week 5 (AFC Special Teams) Joe Nedney, K, Week 6 (AFC Special Teams) Steve McNair, QB, Week 8 (AFC Offensive) Derrick Mason, WR, Week 10 (AFC Special Teams) Steve McNair, QB, Week 12 (AFC Offensive)
2002	Carlos Hall, DE, Week 1 (AFC Defensive) Steve McNair, QB, Week 9 (AFC Offensive) Frank Wycheck, TE, Divisional (NFL Offensive)
2003	Craig Hentrich, P, Week 1 (AFC Special Teams) Rocky Boiman, LB, Week 4 (AFC Defensive) Jevon Kearse, DE, Week 7 (AFC Defensive) Justin McCareins, WR, Week 12 (AFC Special Teams) Craig Hentrich, P, Week 16 (AFC Special Teams) Gary Anderson, K, Week 17 (AFC Special Teams) Gary Anderson, K, Wild Card (AFC Special Teams)
2004	Chris Brown, RB, Week 5 (AFC Offensive)
2005	Pacman Jones, CB, Week 14 (AFC Special Teams)
2006	Vince Young, QB, Week 16 (AFC Offensive) Casey Cramer, TE, Week 6 (AFC Special Teams) Rob Bironas, K, Week 13 (AFC Special Teams)
2007	Chris Brown, RB, Week 1 (AFC Offensive) Keith Bulluck, LB, Week 3 (AFC Defensive) Kyle Vanden Bosch, DE, Week 16 (AFC Defensive) Rob Bironas, K, Week 7 (AFC Special Teams) Rob Bironas, K, Week 17 (AFC Special Teams)
2008	Cortland Finnegan, Week 1 (AFC Defensive) Keith Bulluck, LB, Week 2 (AFC Special Teams) Craig Hentrich, P, Week 10 (AFC Special Teams) Chris Hope, S, Week 8 (AFC Defensive)
2009	Chris Johnson, RB, Week 8 (AFC Offensive) Vince Young, QB, Week 12 (AFC Offensive) Keith Bulluck, LB, Week 14 (AFC Defensive)
2010	Chris Johnson, RB, Week 5 (AFC Offensive) Marc Mariani, KR/PR, Week 11 (AFC Special Teams)
2011	Marc Mariani, KR/PR, Week 10 (AFC Special Teams) Chris Johnson, RB, Week 12

ALL-TIME HONORS

	(AFC Offensive)
	Colin McCarthy, LB, Week 13
	(AFC Defensive)
2012	Darius Reynaud, KR/PR, Week 3 (AFC Special Teams)
	Chris Johnson, RB, Week 7 (AFC Offensive)
	Darius Reynaud, KR/PR, Week 17 (AFC Special Teams)
2013	Alterraun Verner, CB, Week 4 (AFC Defensive)
2014	Jurrell Casey, DT, Week 6 (AFC Defensive)
2015	Marcus Mariota, QB, Week 1, 9 (AFC Offensive)
2016	Marcus Mariota, QB, Week 10 (AFC Offensive)
	Ryan Succop, K, Week 15 (AFC Special Teams)
2017	Ryan Succop, K, Week 6 (AFC Special Teams)
	Kevin Byard, S, Week 7, 17 (AFC Defensive)
2018	Dane Cruikshank, S, Week 2 (AFC Special Teams)
	Marcus Mariota, QB, Week 4 (AFC Offensive)
	Wesley Woodyard, LB, Week 10 (AFC Defensive)
	Derrick Henry, RB, Week 14 (AFC Offensive)
2019	Cameron Wake, OLB, Week 1 (AFC Defensive)
	Ryan Tannehill, QB, Week 14 (AFC Offensive)
	Derrick Henry, RB, Week 17 (AFC Offensive)
2020	Stephen Gostkowski, K, Week 3 (AFC Special Teams)
	Derrick Henry, RB, Week 6, 17 (AFC Offensive)
	Jeffery Simmons, DT, Week 9 (AFC Defensive)
2021	Derrick Henry, RB, Week 2 (AFC Offensive)
	Derrick Henry, RB, Week 6 (AFC Offensive)
	Randy Bullock, K, Week 8 (AFC Special Teams)
	Ryan Tannehill, QB, Week 18 (AFC Offensive)
2022	Randy Bullock, K, Week 7 (AFC Special Teams)
	Derrick Henry, RB, Week 8 (AFC Offense)
	Ryan Stonehouse, P, Week 10 (AFC Special Teams)

NFL.COM ALL-HEART PLAYER OF WEEK

2000	Eddie George, RB, Week 6 Bruce Matthews, G, Week 7
------	---

NFL PLAYER OF MONTH

1988	Drew Hill, WR, September (AFC Offensive)
1990	Warren Moon, QB, November (AFC Offensive)
1991	Cris Dishman, CB, October (AFC Defensive)
1992	Lorenzo White, RB, December

	(AFC Offensive)
1993	Gary Brown, RB, November (AFC Offensive)
	Al Del Greco, K, November (AFC Special Teams)
	Cris Dishman, CB, December (AFC Defensive)
1996	Al Del Greco, K, October (AFC Special Teams)
1998	Craig Hentrich, P, November (AFC Special Teams)
1999	Jevon Kearse, DE, December (AFC Defensive)
2000	Derrick Mason, KR/PR, October (AFC Special Teams)
2002	Steve McNair, QB, December (AFC Offensive)
2003	Steve McNair, QB, October (AFC Offensive)
2007	Rob Bironas, K, October (AFC Special Teams)
2008	Albert Haynesworth, DT, September (AFC Defensive)
2009	Chris Johnson, RB, November (AFC Offensive)
2010	Michael Griffin, S, October (AFC Defensive)
2012	Darius Reynaud, KR/PR, September (AFC Special Teams)
2016	Marcus Mariota, QB, November (AFC Offensive)
2017	Ryan Succop, K, September (AFC Special Teams)
2018	Derrick Henry, RB, December (AFC Offensive)
2019	Ryan Tannehill, QB, December (AFC Offensive)
2020	Stephen Gostkowski, K, September (AFC Special Teams)
	Derrick Henry, RB, October (AFC Offensive)
2021	Kevin Byard, S, October (AFC Defensive)
2022	Derrick Henry, RB, October (AFC Offensive)
	Ryan Stonehouse, P, October (AFC Special Teams)

FEDEX AIR PLAYER OF WEEK

2003	Steve McNair, QB, Week 6
2004	Billy Volek, QB, Week 14
2015	Marcus Mariota, QB, Week 9
2016	Marcus Mariota, QB, Week 10
2019	Ryan Tannehill, QB, Week 14
2020	Ryan Tannehill, QB, Week 6

FEDEX GROUND PLAYER OF WEEK

2004	Chris Brown, RB, Week 5
2007	Chris Brown, RB, Week 1
2009	Chris Johnson, RB, Week 8 Chris Johnson, RB, Week 12
2012	Chris Johnson, RB, Week 7
2013	Chris Johnson, RB, Week 9
2016	DeMarco Murray, RB, Week 10
2018	Derrick Henry, RB, Week 14 Derrick Henry, RB, Week 15
2019	Derrick Henry, RB, Week 10 Derrick Henry, RB, Week 12 Derrick Henry, RB, Week 13 Derrick Henry, RB, Week 14 Derrick Henry, RB, Week 17
2020	Derrick Henry, RB, Week 6

	Derrick Henry, RB, Week 11
	Derrick Henry, RB, Week 12
	Derrick Henry, RB, Week 14
	Derrick Henry, RB, Week 15
2021	Derrick Henry, RB, Week 2 Derrick Henry, RB, Week 3 Derrick Henry, RB, Week 5

FEDEX GROUND PLAYER OF YEAR

2009	Chris Johnson, RB
2019	Derrick Henry, RB
2020	Derrick Henry, RB

NFL ROOKIE OF MONTH

1996	Eddie George, RB, Sept.
1999	Jevon Kearse, DE, Sept., Nov., Dec.
2008	Chris Johnson, RB, Sept.
2015	Marcus Mariota, QB, Sept.
2019	A.J. Brown, WR, Dec.

PEPSI NFL ROOKIE OF THE WEEK

2006	Vince Young, QB, Week 12 Vince Young, QB, Week 13 Vince Young, QB, Week 14 Vince Young, QB, Week 16
2008	Chris Johnson, RB, Week 7 Chris Johnson, RB, Week 9
2011	Colin McCarthy, LB, Week 13
2015	Marcus Mariota, QB, Week 1
2019	A.J. Brown, WR, Week 12

AFC OFFENSIVE ROOKIE OF YEAR

1996	Eddie George, RB (PF, FD, CP)
2006	Vince Young, QB (AP, PF, WA)

AFC DEFENSIVE ROOKIE OF YEAR

1999	Jevon Kearse, DE (AP, PFW, FN, CPFW)
------	--------------------------------------

AFL ALL-ROOKIE

1967	George Webster, LB
------	--------------------

NFL ALL-ROOKIE

1972	Guy Murdock, C
1973	Gregg Bingham, LB John Matuszak, DT
1975	Robert Brazile, LB
1977	Rob Carpenter, RB Bill Currier, DB George Reihner, G
1978	Earl Campbell, RB
1979	Jesse Baker, DT Vernon Perry, S
1980	Carl Roaches, KR
1983	Steve Brown, CB Bruce Matthews, T Harvey Salem, T Brian Sochia, DT Warren Moon, QB
1984	Dean Steinkuhler, T
1985	Ray Childress, DT
1986	Ernest Givins, WR
1989	Bubba McDowell, S
1991	John Flannery, C
1992	Eddie Robinson, LB
1993	Brad Hopkins, T
1995	Chris Sanders, WR Gary Walker, DT
1996	Eddie George, RB
1997	Kenny Holmes, DE

ALL-TIME HONORS

1998	Kevin Long, C
1999	Jevon Kearse, DE John Thornton, DT
2002	Carlos Hall, DE
2004	Jacob Bell, G
2005	Pacman Jones, CB/PR/KR
2006	Vince Young, QB
2008	Chris Johnson, RB
2010	Marc Mariani, PR/KR
2014	Taylor Lewan, T
2016	Jack Conklin, T
2019	A.J. Brown, WR
2022	Chig Okonkwo, TE Ryan Stonehouse, P

PRO BOWL PLAYER OF GAME

1976	Billy Johnson, PR
2017	Delanie Walker, TE (Offensive MVP)

NFL 75th ANNIVERSARY TEAM

Ken Houston, S
Billy Johnson, PR

AFL ALL-TIME TEAM

George Blanda, K (First Team)
Miller Farr, CB (Second Team)
Charlie Hennigan, WR (Second Team)
Bob Talamini, G (Second Team)
George Webster, LB (First Team)

NFL ALL-DECADE TEAM

1970s	Robert Brazile, LB (Second Team) Earl Campbell, RB (Second Team) Ken Houston, S (First Team) Billy Johnson, KR (Second Team)
1980s	Billy Johnson, PR (First Team) Mike Munchak, G (Second Team)
1990s	Mel Gray, PR & KR (Second Team) Bruce Matthews, G (First Team) Mark Stepnoski, C (Second Team)
2000s	Kevin Mawae, C (First Team)

PRO FOOTBALL HALL OF FAME ALL-TIME TEAM

Bruce Matthews, G
George Blanda, K

NFL ALUMNI

1999	Jevon Kearse, DE (Pass Rusher of the Year)
2000	Bruce Matthews, G (Offensive Lineman of the Year)

TEAM CAPTAINS (SINCE 2007)

2007	Vince Young, QB (offense) Kevin Mawae, C (offense) Keith Bulluck, LB (defense) Kyle Vanden Bosch, DE (defense) Craig Hentrich, P (special teams)
2008	Vince Young, QB (offense) Kevin Mawae, C (offense) Keith Bulluck, LB (defense) Kyle Vanden Bosch, DE (defense) Craig Hentrich, P (special teams)
2009	Kerry Collins, QB (offense) Kyle Vanden Bosch, DE (defense) Craig Hentrich, P (special teams) Donnie Nicky, S (special teams)
2010	Vince Young, QB (offense) Ahmard Hall, FB (offense) Stephen Tulloch, LB (defense) Donnie Nicky, S (special teams)
2011	Matt Hasselbeck, QB (offense) Cortland Finnegan, CB (defense) Tim Shaw, LB (special teams)
2012	Jake Locker, QB (offense) Steve Hutchinson, G (offense) Jason McCourty, CB (defense) Colin McCarthy, LB (defense) Tim Shaw, LB (special teams)
2013	Jake Locker, QB (offense) Michael Roos, T (offense) Nate Washington, WR (offense) Jason McCourty, CB (defense) Bernard Pollard, S (defense) Patrick Bailey, LB (special teams)
2014	Jake Locker, QB (offense) Nate Washington, WR (offense) Jurrell Casey, DT (defense) Wesley Woodyard, LB (defense) George Wilson, S (special teams)
2015	Taylor Lewan, T (offense) Delanie Walker, TE (offense) Jurrell Casey, DT (defense) Marcus Mariota, QB (offense)

2016	Dexter McCluster, RB (offense) Jason McCourty, CB (defense) Brian Orakpo, OLB (defense) Wesley Woodyard, LB (special teams) Marcus Mariota, QB (offense) Delanie Walker, TE (offense) Jurrell Casey, DT (defense) Brian Orakpo, OLB (defense) Daimion Stafford, S (special teams) Wesley Woodyard, LB (special teams)
2017	Marcus Mariota, QB (offense) Delanie Walker, TE (offense) Jurrell Casey, DT (defense) Brian Orakpo, OLB (defense) Tim Shaw, Alumni (special teams) Wesley Woodyard, LB (special teams)
2018	Ben Jones, C (offense) Marcus Mariota, QB (offense) Delanie Walker, TE (offense) Jurrell Casey, DT (defense) Wesley Woodyard, LB (defense) Daren Bates, LB (special teams) Ben Jones, C (offense) Marcus Mariota, QB (offense) Kevin Byard, S (defense) Jurrell Casey, DT (defense) Wesley Woodyard, LB (special teams)
2019	Derrick Henry, RB (offense) Ryan Tannehill, QB (offense) Kevin Byard, S (defense) DaQuan Jones, NT (defense) Brett Kern, P (special teams)
2020	Derrick Henry, RB (offense) Ryan Tannehill, QB (offense) Kevin Byard, S (defense) Jeffery Simmons, DT (defense) Brett Kern, P (special teams)
2021	Derrick Henry, RB (offense) Ryan Tannehill, QB (offense) Kevin Byard, S (defense) Jeffery Simmons, DT (defense) Brett Kern, P (special teams)
2022	Derrick Henry, RB (offense) Ryan Tannehill, QB (offense) Ben Jones, C (offense) Kevin Byard, S (defense) Jeffery Simmons, DT (defense)

TITANS/OILERS HALL OF FAME & RING OF HONOR

In recognition of the 40th season of the Houston Oilers/Tennessee Titans organization in 1999, the team's late owner K.S. "Bud" Adams, Jr. created an official team Hall of Fame, featuring players and staff from the past, while creating a special place for Titans stars of the future to be recognized.

On Sept. 7, 2008, the same day Titans owner K.S. "Bud" Adams, Jr. was added to the Titans/Oilers Hall of Fame, he unveiled the Ring of Honor at Nissan Stadium during the team's season opener. The Ring of Honor would feature the same players inducted into the team Hall of Fame. The initial members of the Ring of Honor included Adams, Elvin Bethea, George Blanda, Earl Campbell, Mike Holovak, Ken Houston, Mike Munchak, Jim Norton, Warren Moon and Bruce Matthews.

Through 2022, 17 individuals were named to the franchise's Hall of Fame and Ring of Honor. Most recently, the franchise added former head coaches Bum Phillips and Jeff Fisher and former general manager Floyd Reese to the Hall of Fame in 2021.

NAME	POSITION	YEARS WITH FRANCHISE	INDUCTED
K.S. "Bud" Adams, Jr.	Team Owner/Founder	1959-2013	Sept. 7, 2008
Elvin Bethea	Defensive End	1968-83	Dec. 9, 1999
George Blanda	Quarterback/Kicker	1960-66	Dec. 9, 1999
Robert Brazile	Linebacker	1975-84	Oct. 14, 2018
Earl Campbell	Running Back	1978-84	Dec. 9, 1999
Jeff Fisher	Head Coach	1994-2010	Nov. 21, 2021
Eddie George	Running Back	1996-2003	Oct. 27, 2008
Mike Holovak	General Manager	1981-99	Dec. 9, 1999
Ken Houston	Safety	1967-72	Dec. 9, 1999
Bruce Matthews	Offensive Lineman	1983-2002	Dec. 8, 2002
Steve McNair	Quarterback	1995-2005	Oct. 27, 2008
Warren Moon	Quarterback	1984-93	Oct. 1, 2006
Mike Munchak	Guard	1982-93	Dec. 9, 1999
Jim Norton	Safety/Punter	1960-68	Dec. 9, 1999
O.A. "Bum" Phillips	Head Coach	1975-80	Sept. 26, 2021
Floyd Reese	General Manager	1986-2006	Nov. 21, 2021
Frank Wycheck	Tight End	1995-2003	Oct. 27, 2008



Eddie George, Steve McNair and Frank Wycheck were inducted into the team's Hall of Fame and Ring of Honor during the 2008 season.

FRANCHISE PRO FOOTBALL HALL OF FAMERS

16



GEORGE BLANDA

QUARTERBACK/KICKER • 6'2" • 215 lbs • COLLEGE: KENTUCKY
 NFL SEASONS: 26 • YEARS WITH OILERS: 7 (1960-66)
 HOMETOWN: YOUNGWOOD, PA. • BORN: SEPT. 27, 1927
 GAMES PLAYED: 340 • HALL OF FAME INDUCTION: 1981



George Blanda, who came out of retirement with the emergence of the American Football League in 1960, was the offensive catalyst for the explosive Oiler squads of the early 1960s. He played quarterback and handled the placekicking chores in Columbia blue for seven of his NFL-record 26 seasons in the league. Blanda was the team's leading passer and scorer in each of those seven seasons and still owns franchise records for most extra points (299), most touchdown passes in a season (36) and most touchdown passes in a game (7). He is also third in points scored with 596. The 36 scoring tosses stood as an NFL record for an astounding 23 years. Blanda's NFL career records included most games

(340), most points (2,002) and most extra points (943). He also passed for 236 touchdowns. Blanda captained the Oilers to two consecutive AFL titles in 1960 and 1961, earning AFL Player of the Year honors in 1961. Blanda's career was divided into three distinct parts, 10 years with the Chicago Bears, seven seasons with the Houston Oilers and nine years with the Oakland Raiders. In 1970, he became the oldest quarterback to play in a title game. He was just a month shy of his 49th birthday when he retired before the 1976 season. Blanda passed away at age 83 on Sept. 27, 2010.



GEORGE BLANDA'S CAREER STATISTICS

Year	Team	GP	PASSING						RUSHING			
			Att	Cmp	Yds	TD	Int	Rating	Att	Yds	Avg	TD
1949-58	Chicago	116	988	445	5,936	48	70	51.3	91	312	3.4	5
1960-66	Houston	98	2,784	1,347	19,149	165	189	73.8	41	28	-0.6	4
1967-75	Oakland	126	235	119	1,835	23	18	69.4	3	4	1.3	0
Totals		340	4,007	1,911	26,920	236	277	60.6	135	344	2.5	9

Year	Team	GP	KICKING				
			FG	FGA	Pct.	PATs	Pts
1949-58	Chicago	116	82	201	40.8	247	541
1960-66	Houston	98	91	187	48.6	301	598
1967-75	Oakland	126	162	249	65.1	395	863
Totals		340	335	637	52.6	943	2,002

FRANCHISE PRO FOOTBALL HALL OF FAMERS

29



KEN HOUSTON

SAFETY • 6'3" • 197 lbs • **COLLEGE:** PRAIRIE VIEW A&M
NFL SEASONS: 14 • **YEARS WITH OILERS:** 6 (1967-72)
HOMETOWN: LUFKIN, TEXAS • **BORN:** NOV. 12, 1944
GAMES PLAYED: 196 • **HALL OF FAME INDUCTION:** 1986



Considered one of the best safeties in football history, Ken Houston picked off 49 passes (898 yards), recovered 21 fumbles and scored 12 touchdowns over his 14-season NFL career, earning Pro Bowl honors 12 consecutive times (1968-69 AFL, 1970-79 NFL). Houston returned an NFL-record nine interceptions for a touchdown in his six seasons as an Oiler. Four of those scores came in 1971, tying an NFL record. He returned two in one game against San Diego in the 1971 season finale, which also ties an NFL mark. His other three touchdowns came on a punt return, a fumble return and a blocked field goal return. Houston also holds the Oilers record for most career interception return yards with 650. With a long, fluid stride, Houston had excellent speed and quickness. His 6-3, 197-pound frame made him an ideal pass defender. Yet his lean, muscular body helped him to become a punishing tackler. Originally a ninth-round draft

choice out of Prairie View A&M, Houston earned a starter's role by the third game of his rookie season. Two weeks later in a game against the New York Jets, he scored two touchdowns, one on a 71-yard blocked field goal attempt, and the other on a 43-yard interception return. After excelling for six years with the Oilers, Ken was traded to the Washington for five veteran players in 1973. Washington once referred to Houston as "pro football's most underrated superstar," but his capabilities were widely recognized. He won all-league acclaim with the Oilers in 1969 and 1971, and then was either All-Pro or All-NFC with Washington every year from 1973 to 1979. He was selected for either the AFL All-Star game or the AFC-NFC Pro Bowl 12 straight seasons from 1968 through 1979. He played in 183 consecutive games before suffering a broken arm against the New York Giants Nov. 25, 1979.



KEN HOUSTON'S CAREER STATISTICS

Year	Team	G	Int	Yds	Avg	TD	FR	TD
1967-72	Houston	84	25	650	26.0	9	11	1
1973-80	Washington	112	24	248	10.3	0	10	0
Totals		196	49	898	18.3	9	21	1

Additional Career Statistics: Punt Returns: 51 returns for 333 yards, 1 TD; Kickoff Returns: 3 returns for 80 yards

FRANCHISE PRO FOOTBALL HALL OF FAMERS

34



EARL CAMPBELL

RUNNING BACK • 5'11" • 232 lbs • COLLEGE: TEXAS
 NFL SEASONS: 8 • YEARS WITH OILERS: 7 (1978-84)
 HOMETOWN: TYLER, TEXAS • BORN: MARCH 29, 1955
 GAMES PLAYED: 115 • HALL OF FAME INDUCTION: 1991



Earl Campbell, a 5-11, 232-pound ball-carrying dynamo from the University of Texas, joined the Houston Oilers as the first player taken in the 1978 National Football League Draft. The first player to earn All-Southwest Conference honors four years, Campbell was a consensus All-America and the Heisman Trophy winner in 1977. Campbell took the NFL by storm from the outset. In 1978, he was named the NFL's Most Valuable Player, All-Pro, and Rookie of the Year. He won the league rushing championship with a club-record 1,450 yards and was named to the AFC Pro Bowl squad. It was more of the same the next two years with NFL rushing titles, MVP honors, and consensus All-Pro acclaim each season. He followed his rookie campaign with 1,697 yards in 1979, but his finest year came in 1980 when he rushed for 1,934 yards, which at the time was second only to O. J. Simpson's 2,003 yards gained in 1973. That year, Campbell gained over 200 yards in four games. In 1981, he won his fourth straight AFC rushing title with 1,376 yards. A sensational runner, Campbell was picked for the Pro Bowl five of his first six NFL seasons (1978-81, 1983). In his eight-year career, which finished in New Orleans, Campbell rushed 2,187 times

for 9,407 yards, and 74 touchdowns, retiring as the NFL's seventh all-time leading rusher. He also gained 806 yards on 121 receptions to bring his career combined net yards total to 10,213. He set Oilers records for most career yards (8,574), most career attempts (1,979), most touchdown runs (73) and most consecutive games with a rushing touchdown (5). His most famous performance came in a Monday night game against Miami in his rookie season. That night, he rushed for 199 yards and four touchdowns to lead the Oilers to a spectacular 35-30 victory. In spite of the constant pounding he took from opposing defenders, Earl missed only six games out of 115 because of injuries. Midway into his seventh season, he was traded by the Oilers to the New Orleans Saints for a first-round draft pick. He played a season and a half with the Saints before retiring after the 1985 campaign. Campbell is one of just four people officially designated a Texas Legend by the Texas State Legislature. The others are Davy Crockett, Sam Houston and Stephen F. Austin. Campbell was the only designee of the 20th century.



EARL CAMPBELL'S CAREER STATISTICS

Years	Team	G	RUSHING				RECEIVING				
			Att	Yds	Avg	TD	Rec	Yds	Avg	Lg	TD
1978-84	Houston	91	1,979	8,574	4.3	73	115	718	6.2	66	0
1984-85	New Orleans	24	208	833	4.0	1	6	88	14.7	39	0
Totals		115	2,187	9,407	4.3	74	121	806	6.7	66	0

Additional Career Statistics: Passing: 1 for 3 for 57 yards, 1 TD, 1 Int

FRANCHISE PRO FOOTBALL HALL OF FAMERS

18




CHARLIE JOINER

WIDE RECEIVER • 5'11" • 188 lbs • COLLEGE: GRAMBLING
 NFL SEASONS: 18 • YEARS WITH OILERS: 4 (1969-72)
 HOMETOWN: MANY, LA. • BORN: OCT. 14, 1947
 GAMES PLAYED: 239 • HALL OF FAME INDUCTION: 1996



Charlie Joiner played 18 seasons in the NFL, including his first four with the Houston Oilers. One of the league's most prolific receivers, he amassed 750 career receptions for 12,146 yards and 65 touchdowns, ranking as the league's leading receiver of all-time when he retired at the age of 39 in 1986. His 18 seasons played were longer than any other wide receiver in history at the time of his retirement. The Oilers originally targeted Joiner for the defensive backfield when they picked the 5-11, 180-pounder from Grambling in the fourth round of the 1969 AFL-NFL Draft. Joiner played briefly on defense and the kickoff return team but soon became established as a premier pass catcher. Joiner caught 82 of his 750 career passes as an Oiler, totaling 1,480 yards and 12 touchdowns. He paced the squad with 681 yards and seven touchdown grabs in 1971. In his fourth season in 1972, Houston sent him to the Cincinnati Bengals in a four-player swap. Four years later in 1976, he was traded to San Diego. With the Chargers, Joiner blossomed into super-stardom. He and quarterback Dan Fouts

formed a lethal pass-catch team that accounted for the preponderance of his 586 receptions as a Charger. During his 11 years in San Diego, Joiner caught 50 or more passes seven times and had 70 or more receptions three seasons. Injuries cut into his playing time at the beginning, but in a 193-game span over his final 13 seasons, Joiner missed only one game. He was an All-NFL pick in 1980 and a Pro Bowl choice three times. In the 1980 AFC title game, he led the Chargers with six receptions for 130 yards and two touchdowns. Blessed with excellent speed and tantalizing moves, Joiner averaged 16.2 yards per catch and accounted for 12,146 yards and 65 touchdowns. When he was inducted into the Pro Football Hall of Fame in 1996, Joiner ranked fifth in receptions and sixth in receiving yardage on the NFL's all-time list. Joiner was once described by San Francisco 49ers coaching great Bill Walsh as "the most intelligent, the smartest, the most calculating receiver the game has ever known."



CHARLIE JOINER'S CAREER STATISTICS

Years	Team	RECEIVING				
		G	Rec	Yds	Avg	TD
1969-72	Houston	48	106	1,919	18.1	14
1972-75	Cincinnati	39	82	1,463	17.8	6
1976-86	San Diego	152	562	8,764	15.6	45
Totals		239	750	12,146	16.2	65

Additional Career Statistics: Passing: 0-1; Rushing: 8 rushes for 22 yards; Kickoff Returns: 10 returns for 94 yards

FRANCHISE PRO FOOTBALL HALL OF FAMERS

63



MIKE MUNCHAK

GUARD • 6'3" • 281 lbs • COLLEGE: PENN STATE
 NFL SEASONS: 12 • YEARS WITH OILERS: 12 (1982-93)
 HOMETOWN: SCRANTON, PA. • BORN: MARCH 5, 1960
 GAMES PLAYED: 159 • HALL OF FAME INDUCTION: 2001



Mike Munchak was the eighth player overall and the first offensive lineman chosen in the 1982 National Football League draft. Selected by the Oilers, the former Penn State standout was an immediate success with the Houston club, earning the starting left guard spot in his first training camp. The 6-3, 281-pound lineman wasted little time establishing himself as one of the premier guards in the NFL. In 1984, in just his third year in the league, he was named to the first of seven All-AFC teams. That same year he received the first of nine Pro Bowl invitations. Not coincidentally, the Oilers' on-the-field successes increased as Munchak's development and experience increased. From their dismal 1-8 record in the strike-shortened 1982 season, the Oilers improved nearly every year that Munchak played. Along the way, the team advanced to the playoffs seven consecutive years (1987-1993) and captured the 1991 and 1993 AFC Central Divisional crowns. Munchak was a devastating blocker and considered the key to an offensive line that kept the Oilers at or near the top of the NFL's offensive statistical categories. In 1988 he led the Oilers' offensive line that gave

up just 24 quarterback sacks which was third in the NFL. It was also the fewest sacks allowed by the team in 10 seasons. The following season the offensive line held opponents to no sacks in six games. In 1991, the Oilers offensive line finished second in the AFC and fourth in the NFL in the fewest quarterback sacks allowed. Behind the Munchak-led line, Houston led the NFL in total offense in 1990 and passing offense in 1990 and 1991. The Oilers finished second in points scored in 1990 and second in total offense in 1991. Equally effective as a run blocker, Munchak led the Oilers offensive charge in 1993 as the team finished fourth in the NFL in both average gain per rushing play (4.4) and average gain per offensive play (5.3). Although he suffered from chronic knee problems, Munchak played in 159 regular season games. His 12 seasons with the Oilers tied him for second longest in the franchise's history at the time of his retirement. He became the first player inducted into the Hall of Fame who played his entire career with the Oilers. Long-time teammate Bruce Matthews presented Munchak for induction.



MIKE MUNCHAK'S CAREER STATISTICS

Career Games Played/Started (Playoffs): 1982: 4/3, 1983: 16/16, 1984: 16/16, 1985: 16/16, 1986: 6/6, 1987: 12/12 (2/2), 1988: 16/16 (2/2), 1989: 16/16 (1/1), 1990: 16/16 (1/1), 1991: 13/13 (2/2), 1992: 15/14 (1/1), 1993: 13/12 (1/1) **Totals: 159/156 (10/10)**

Additional Statistics: 1 TD (1-yard fumble recovery vs. Cleveland, 9/14/86)

FRANCHISE PRO FOOTBALL HALL OF FAMERS

65



ELVIN BETHEA

DEFENSIVE END • 6'2" • 260 lbs • COLLEGE: NORTH CAROLINA A&T
 NFL SEASONS: 16 • YEARS WITH OILERS: 16 (1968-83)
 HOMETOWN: TRENTON, N.J. • BORN: MARCH 1, 1946
 GAMES PLAYED: 210 • HALL OF FAME INDUCTION: 2003



Defensive end Elvin Bethea, an eight-time Pro Bowl selection during his outstanding career with the Houston Oilers, was named to the five-man class of the 2003 Pro Football Hall of Fame that included running back Marcus Allen, guard Joe DeLamielleure, wide receiver James Lofton, and coach Hank Stram. A third-round draft pick in 1968 (77th player overall) Bethea played in 210 games over 16 seasons, never missing a game until breaking his arm on Nov. 13, 1977. He was considered a "steal" in a draft class that produced three future Hall of Fame players in Larry Csonka, Art Shell, and Ron Yary. When he retired, he held three team records relating to career service: most seasons (16), most career regular season games played (210), and most consecutive regular season games played (135). Having led the team in sacks in six seasons, Bethea's unofficial 105-career sack total still ranks first in franchise history, including his team-best 17 sacks in 1973. He recorded four sacks and a fumble recovery in his best single game performance against San Diego in 1976. He played in eight playoff games and posted 691 career tackles. Bethea also played in eight

Pro Bowls (1970, 1972-1976, 1979, 1980) and earned All-Pro second-team honors in 1973, 1975, 1978, and 1979. More than just a pass rusher, Bethea was also effective against the run. Eventhough 1974 was the first year such statistics were compiled by the Oilers, his 691 career tackles, are still among the best in franchise history, even excluding the first six years of his career. "When people ask me who the best guy I ever played against was I always tell them Elvin Bethea and Lyle Alzado because both of them were complete ballplayers," said Art Shell, Hall of Fame member of the Oakland Raiders. "Elvin was one of the quickest guys I've ever been around. We always had to double-team him. There were times when I was supposed to block him when he would get by me so quick. And then Gene Upshaw was supposed to pick him up and he also got by him so quick that we would get back to the huddle and Upshaw would say, 'Did you see that?' and I'd say, 'Yeah, I saw that. He just beat the heck out of me too!' Elvin was just a great player."



ELVIN BETHEA'S CAREER STATISTICS

Years	Team	GP	Tackles	Sacks	FR	Int	Yds	TD
1968-83	Houston	210	691	105.0	16	0	0	1
Totals		210	691	105.0	16	0	0	1

Additional Career Statistics: Safeties - 2, Fumble Return for TD - 1

FRANCHISE PRO FOOTBALL HALL OF FAMERS

1



WARREN MOON

QUARTERBACK • 6'3" • 212 lbs • COLLEGE: WASHINGTON
 NFL SEASONS: 17 • YEARS WITH OILERS: 10 (1984-93)
 HOMETOWN: LOS ANGELES, CALIF. • BORN: NOVEMBER 18, 1956
 GAMES PLAYED: 208 • HALL OF FAME INDUCTION: 2006



Warren Moon was inducted into the 2006 class of the Pro Football Hall of Fame. Moon played 10 years (1984-93) with the Oilers/Titans organization and holds the franchise records for passing yards (33,685) and touchdowns (196), while leading the Oilers to seven consecutive playoff appearances from 1987-93. During a 17-year NFL career, Moon played for the Houston Oilers, Minnesota Vikings, Seattle Seahawks and Kansas City Chiefs and amassed 49,325 passing yards, 291 touchdowns and 102 wins. He earned nine Pro Bowl invitations (at the time of his retirement, tied for the most by a quarterback with John Elway and Dan Marino), posted nine 3,000 yard seasons, 49 300-yard games and led his team to nine playoff appearances. His eight consecutive playoff berths matched a feat accomplished by Terry Bradshaw and Joe Montana. At the time of his retirement, he held the single-season passing yardage record for three different franchises: Oilers (4,367 in 1991), Vikings (4,364 in 1994) and Seahawks (3,678 in 1997). Moon tallied many accomplishments during his Oilers career. His finest season came in 1990, throwing for 4,689 yards (363 for 584) and 33 touchdowns in 15

games. He earned AP NFL Offensive Player of the Year for his efforts and his third of nine Pro Bowl invitations. Against Kansas City in 1990, Moon threw for 527 yards, which at the time ranked as the second highest single-game total in NFL history (Norm Van Brocklin, 554 yards in 1951). In 1991, he surpassed the previous season's yardage total with 4,690 yards and became just the third player (Marino, Fouts) in NFL history to produce consecutive 4,000 yard passing seasons. Moon joined the Oilers and the NFL in 1984, after six seasons in the Canadian Football League, where he led his team to five Grey Cups (League Champions). In the CFL, Moon threw for 21,228 yards and 144 touchdowns. Moon was driven to play in the CFL after drawing little interest from the NFL as a starting quarterback following his senior season at the University of Washington. Moon became the first African-American quarterback to be inducted into the Pro Football Hall of Fame, and his legacy as a minority quarterback cannot be underestimated. At the time of his arrival in the NFL only two black quarterbacks had been significant starters for their NFL teams (Shack Harris, Rams; Doug Williams, Tampa Bay).



WARREN MOON'S CAREER STATISTICS

Year	Team	G	PASSING						RUSHING			
			Att	Comp	Yds	TD	Int	Rating	Att	Yds	Avg	TD
1978-83	Edmonton	96	2,382	1,369	21,228	144	77	93.8	330	1,700	5.2	16
1984-1993	Houston	141	4,546	2,632	33,685	196	166	80.3	439	1,461	3.3	21
1994-96	Minnesota	39	1,454	882	10,102	58	42	80.0	69	143	2.1	0
1997-98	Seattle	25	786	458	5,310	36	24	80.2	33	50	1.5	1
1999-00	Kansas City	3	37	16	228	1	1	59.8	2	2	1	0
CFL Totals		96	2,382	1,369	21,228	144	77	93.8	330	1,700	5.2	16
NFL Totals		208	6,823	3,988	49,325	291	233	80.9	543	1,736	3.2	22
Career Totals		304	9,205	4,157	70,553	435	310	87.4	873	3,436	4.2	38

FRANCHISE PRO FOOTBALL HALL OF FAMERS

74



BRUCE MATTHEWS

GUARD/TACKLE/CENTER • 6'5" • 305 lbs • COLLEGE: USC
 NFL SEASONS: 19 • YEARS WITH OILERS: 19 (1983-2001)
 HOMETOWN: ARCADIA, CALIF. • BORN: AUGUST 8, 1961
 GAMES PLAYED: 296 • HALL OF FAME INDUCTION: 2007



Arguably one of the best offensive linemen to ever play the game, Bruce Matthews became the first Tennessee Titan to be inducted into the Pro Football Hall of Fame. At the time of his retirement, Matthews played in more NFL games (296) than any non-kicker in the league's history. Longevity and durability were his hallmarks, but that coupled with his unparalleled play, earning a league record 14 consecutive Pro Bowl (9 at guard and 6 at center) selections (tied with Merlin Olsen) and seven times named AP All-Pro, made him one of the all-time greats. He rose to the challenges presented to him in starting at every position on the offensive line during his NFL career (87 C, 99 LG, 67 RG, 22 RT, 17 LT). He becomes the first Hall of Fame offensive lineman to play significant time at all five offensive line positions. A constant for the Oilers/Titans franchise, Matthews started in a team record 229 consecutive games (streak started at Indianapolis, Nov. 29, 1987) and never missed a game because of injury. His 19 seasons also are a team record and he ranks second in NFL history for years with one team behind Jackie Slater, who spent 20 seasons with the Rams. Matthews and G Randall McDaniel (Vikings) were the only two NFL players to play in every game during the decade of the 90's. Matthews was a part of nearly one-half of the franchise's first 42-years of history and helped the team win 146 games, make the playoffs

nine times, earn the only three AFC Central titles in team history, earn an AFC Championship and the franchise's only Super Bowl appearance. He blocked for 15 quarterbacks and 27 running backs, including five different 1,000-yard rushers (Earl Campbell, Mike Rozier, Lorenzo White, Gary Brown and Eddie George). During his career, he played in offenses that produced nine 1,000-yard rushing seasons and eight 3,000-yard passers. Additionally, he played in 42 different stadiums during his NFL career. During his career, Matthews blocked on a line that helped produce 65 100-yard rushing performances and 48 300-yard passing performances. Originally drafted by the Houston Oilers in the first round (ninth overall) of the 1983 NFL Draft, Matthews earned All-America honors at the University of Southern California. Matthews and his brother, Clay, each played 19 NFL seasons and the duo set an NFL record for games played by a pair of brothers with 574 games. Clay Matthews played in 278 games during his NFL career. Matthews had his number 74 jersey retired by the team and was inducted into the organization's Hall of Fame during a December, 2002 ceremony. Matthews joined a 2007 Hall of Fame class that included Dallas Cowboys WR Michael Irvin, Buffalo Bills RB Thurman Thomas, Detroit Lions TE Charlie Sanders, Cleveland Browns G Gene Hickerson, and St. Louis CB Roger Wehrli.



BRUCE MATTHEWS' CAREER STATISTICS

Career Games Played/Started (Playoffs): 1983: 16/15, 1984: 16/16, 1985: 16/16, 1986: 16/16, 1987: 8/5 (2/2), 1988: 16/16 (2/2), 1989: 16/16 (1/1), 1990: 16/16 (1/1), 1991: 16/16 (2/2), 1992: 16/16 (1/1), 1993: 16/16 (1/1), 1994: 16/16, 1995: 16/16, 1996: 16/16, 1997: 16/16, 1998: 16/16, 1999: 16/16 (4/4), 2000: 16/16 (1/1), 2001: 16/16, **Totals: 296/292 (15/15)**

Career Starts Breakdown by Position: 1983, RG 15; 1984, C 9, RG 1, RT 6; 1985, RT 16; 1986, LT 16; 1987, RG 5; 1988, RG 16; 1989, RG 15, C 1; 1990, RG 15, C 1; 1991, C 16; 1992, C 16; 1993, C 16; 1994, C 15, LT 1; 1995, LG 16; 1996, LG 16; 1997, LG 16; 1998, LG 16; 1999, LG 12, C 4; 2000, LG 16; 2001, LG 7, C 9; **Totals: 87 C, 99 LG, 67 RG, 22 RT, 17 LT**

FRANCHISE PRO FOOTBALL HALL OF FAMERS

78



CURLEY CULP

*DEFENSIVE TACKLE • 6'2" • 265 lbs • COLLEGE: ARIZONA STATE
NFL SEASONS: 14 • YEARS WITH OILERS: 7 (1974-1980)
HOMETOWN: YUMA, ARIZ. • BORN: MARCH 10, 1946
GAMES PLAYED: 179 • HALL OF FAME INDUCTION: 2013*



Curley Culp was voted into the Pro Football Hall of Fame in 2013. A six-time Pro Bowl selection, Culp played in 179 games during his NFL career with the Kansas City Chiefs (1968-1974), Houston Oilers (1974-1980) and Detroit Lions (1980-81). He was considered the prototypical nose tackle and helped pioneer the 3-4 defense. Hailing from Arizona State, where he was an All-American in both football and wrestling, Culp was selected in the second round of the 1968 NFL Draft by the Denver Broncos, who intended to use him as an offensive guard. However, his brief stint in Denver ended when he was traded to the Chiefs, who inserted him permanently on the defensive side. In 1969, the Chiefs won Super Bowl IV, and Culp was an instrumental member of one of the league's top defenses. He helped the Chiefs defeat the Oakland Raiders in the AFL Championship Game and the Minnesota Vikings in the Super Bowl. In 1974, during his seventh campaign in Kansas City, Culp was traded to the Oilers along with a first-round draft pick (used to select Robert Brazile) in exchange for John Matuszak. The move paid almost immediate dividends for the Oilers, who previously suffered through 1-13 records in both 1972 and 1973. In 1975, Culp's first full season in Houston, he helped the Oilers to a record of 10-4,

the first winning mark for the club in eight years. With Culp anchoring the defense, the Oilers finished with the AFC's top-ranked run defense (third in the NFL). Individually, Culp produced arguably the finest season of his career, recording 11.5 sacks and earning NFL Defensive Player honors by the Newspaper Enterprise Association. Culp continued as a leader of the Oilers defense that culminated in back-to-back appearances in the AFC championship games in 1978 and 1979. He was named to one AFL All-Star Game and five Pro Bowls during his career. Culp also was picked as a first-team All-Pro in 1975 and a second-team selection in 1971, 1977, 1978, and 1979. He was selected first- or second-team All-AFC five times. "Curley Culp was perhaps the strongest man I ever lined up against," said Raiders Hall of Fame center Jim Otto. Culp used his strong wrestling background to create havoc for opposing guards and centers. He was the 1968 NCAA heavyweight wrestling champion and was named to the U.S. Olympic wrestling team that year. Culp joined a 2013 Hall of Fame class that included offensive linemen Larry Allen and Jonathan Ogden, wide receiver Cris Carter, coach Bill Parcells, linebacker Dave Robinson and defensive lineman Warren Sapp.



CURLEY CULP'S CAREER STATISTICS

Years	Team	GP
1968-74	Kansas City	82
1974-80	Houston	92
1980-81	Detroit	5
Totals		179

FRANCHISE PRO FOOTBALL HALL OF FAMERS

52



ROBERT BRAZILE

LINEBACKER • 6'4" • 241 lbs • COLLEGE: JACKSON STATE
 NFL SEASONS: 10 • YEARS WITH OILERS: 10 (1975-1984)
 HOMETOWN: MOBILE, ALA. • BORN: FEB. 7, 1953
 GAMES PLAYED: 147 • HALL OF FAME INDUCTION: 2018



Robert Brazile was elected into the Pro Football Hall of Fame in 2018. As a rookie in 1975, he made an instant impact as he helped Houston notch the franchise's first winning season in eight years with a 10-4 record. He went on to win Defensive Rookie of the Year in 1975. With his speed, strength, tackling and coverage ability, Brazile helped revolutionize the outside linebacker position in a 3-4 defense. Nicknamed 'Dr. Doom,' Brazile started all 147 regular season games during his career and made seven postseason starts, including back-to-back AFC Championship Games (1978-79). He recorded nine tackles and one fumble recovery in the 1978 AFC Championship game. He was elected to seven career Pro

Bowls and named All-Pro for five consecutive seasons (1976-80). Brazile registered a career-best 185 tackles in 1978 on his way to helping the Oilers secure three consecutive 10-win seasons and three consecutive playoff berths (1987-80). His career statistics include 13 interceptions, 14 fumble recoveries and 6.5 sacks in both 1976 and 1980. Brazile was named to the NFL's All-Decade Team of the 1970s.



ROBERT BRAZILE'S CAREER STATISTICS

Years	Team	GP	Tackles	Sacks	FR	Int	Yds	TD
1975-84	Houston	147	1,281	48.0	14	13	201	0
Totals		147	1,281	48.0	14	13	201	0

FRANCHISE PRO FOOTBALL HALL OF FAMERS

68



KEVIN MAWAE

CENTER • 6'4" • 289 lbs • COLLEGE: LOUISIANA STATE
 NFL SEASONS: 16 • YEARS WITH TITANS: 4 (2006-09)
 HOMETOWN: LEEVILLE, LA. • BORN: JANUARY 23, 1971
 GAMES PLAYED: 241 • HALL OF FAME INDUCTION: 2019



Kevin Mawae was elected to the Pro Football Hall of Fame Class of 2019 and became the first established Titan without connections to the Houston Oilers to receive the honor. He played four seasons (2006-09) in Tennessee. Mawae entered the NFL as a second-round pick of the Seattle Seahawks in the 1994 NFL Draft. He began his career at right guard before being moved to center at the start of the 1996 season and remained at that position for the rest of his NFL career. After four seasons (1994-97) in the Northwest, the Louisiana State product signed a free agent deal with the New York Jets in 1998. In his first season in New York, Mawae helped running back Curtis Martin rush for a Jets franchise record eight 100-yard rushing games en route to 1,287-yard season. In 1999, he was named to his first of eight Pro Bowls and paved the way for Martin's then franchise-record 1,464 rushing yards. The 6-foot-4-inch, 289-pounder played in an astounding 177 consecutive games before a serious triceps

injury ended his 2005 campaign after six games. Mawae signed a free agent deal with the Titans in 2006. In his first season with Tennessee, he made an immediate impact and was a part of an offense that ranked third in the AFC and fifth in the NFL in rushing with 2,214 yards. Three seasons later, he helped Chris Johnson amass a franchise-best 2,006 rushing yards, becoming just the sixth player all-time to accomplish the feat. In 241 career games over 16 seasons, Mawae was extremely durable and known for his toughness in the trenches. He was a first-team, all-decade center for the 2000s and blocked for a 1,000-yard rusher in 13 of his 16 seasons. Running backs Chris Warren (1,545 yards in 1994), Martin (1,697 in 2004), LenDale White (1,110 in 2007) and Johnson (2,006 in 2009) had the highest season rushing totals of their careers with Mawae on the line. He played 90 games in which there was a 100-yard rusher, the most by any offensive lineman in NFL history.



KEVIN MAWAE'S CAREER STATISTICS

Career Games Played/Started (Playoffs): 1994: 14/11, 1995: 16/16, 1996: 16/16, 1997: 16/16, 1998: 16/16 (2/2), 1999: 16/16, 2000: 16/16, 2001: 16/16 (1/1), 2002: 16/16, 2002: 16/16 (2/2), 2003: 16/16, 2004: 16/16 (2/2), 2005: 6/6, 2006: 16/16, 2007: 14/14, 2008: 15/15, 2009: 16/16 **Totals: 241/238 (7/7)**

RETIRED JERSEY NUMBERS

In the history of the Oilers/Titans franchise, only eight players have had the distinction of having their jersey number retired — **Jim Norton** (No. 43), **Elvin Bethea** (No. 65), **Earl Campbell** (No. 34), **Mike Munchak** (No. 63), **Bruce Matthews** (No. 74), **Warren Moon** (No. 1), **Eddie George** (No. 27) and **Steve McNair** (No. 9).



Jim Norton played nine seasons for the Oilers (1960-68) as a safety and as a punter, establishing team records at both positions. As a rookie from the University of Idaho, Norton was a member of the Oilers' 1960 AFL Championship team. A four-time league all-star, he holds the club record for most interceptions in a career with 45. Also an accomplished punter, Norton was tops in club history with 519 career punts for a 42.3-yard career average and a long kick of 79 yards (11/22/64 vs. Kansas City).



Elvin Bethea joined the Oilers in 1968 after an outstanding career at North Carolina A&T. He started at defensive end in the 1968 season opener and didn't miss a game until breaking his arm in November 1977. That streak of 135 consecutive games played stands third in team history. An eight-time Pro Bowler (1970, 1972-76, 1978-80), Bethea ranks second for most seasons played (16, 1968-83), while his 210 games played (1968-83) also stands second behind Bruce Matthews. Bethea led the team

in sacks six times, including a career-best mark of 17 in 1973. The Oilers honored him with an "Elvin Bethea Appreciation Night" on Aug. 4, 1983. He became the sixth player in franchise history to be inducted into the Pro Football Hall of Fame on Aug. 3, 2003.



Earl Campbell, the franchise's second leading rusher and a member of the Pro Football Hall of Fame, was honored by having his number retired at ceremonies on Aug. 13, 1987. He set a single-season club record with a league-leading 1,450 yards his rookie season. Campbell followed that performance with 1,697 yards in 1979 and an astounding 1,934 yards in 1980. Both those totals led the NFL and the latter was second only to O.J. Simpson's 2,003 yards in 1973. Campbell was selected to five

Pro Bowls (1978-81, 1983) and retired as the NFL's seventh all-time leading rusher (9,407). He ranks second in franchise history in career rushing yards (8,574) and attempts (1,979), first in touchdown runs (73) and first in most consecutive games with a rushing touchdown (5).



Mike Munchak joined the Oilers as a first-round draft pick in 1982 out of Penn State. He was the first offensive lineman selected in the draft and the eighth overall selection. Munchak won the starting left guard position as a rookie and went on to play in 12 campaigns (1982-93) and 159 games (156 starts) for the Oilers. He is tied for third on the team's all-time list for seasons played and ranks fifth in games played. Munchak became a fixture on an offensive line that helped the Oilers to seven consecutive

playoff appearances (1987-93). One of the premier guards in the National Football League, Munchak was selected to NFL's "Team of the Decade" for the 1980s and was chosen in 1989 to Oilers' 30th Anniversary "Dream Team." He ranks second in club annals with nine Pro Bowl selections, seven as a starter. Munchak announced his retirement on July 21, 1994, and on the same day, K.S. "Bud" Adams, Jr., announced that jersey No. 63 would be retired on "Mike Munchak Appreciation Day" on Nov. 6, 1994.



Bruce Matthews played in more games (296) than any non-kicker in NFL history. Longevity and durability were his hallmark. And that, coupled with his unparalleled play, in which he tied a league record with 14 Pro Bowl selections (tied with Merlin Olsen) and earned All-Pro honors six times, made him one of the all-time greats. He rose to the challenges presented to him in playing every position on the offensive line during his NFL career (87 at center, 99 at left guard, 67 at right guard, 22 at right tackle,

and 17 at left tackle). His number was retired during a halftime ceremony in Nashville on Dec. 8, 2002.



Warren Moon, the fourth leading passer in NFL history at the time his number was retired, played 10 years (1984-93) with the organization and holds the franchise records for passing yards (33,685) and touchdowns (196), while leading the Oilers to seven consecutive playoff appearances from 1987-93. Moon's finest season came in 1990, throwing for 4,689 yards (363-for-584) and 33 touchdowns in only 15 games and becoming the third player in NFL history to produce consecutive 4,000-yard

passing seasons. He earned AP NFL Offensive Player of the Year for his efforts and his third Pro Bowl berth. His jersey was retired in a halftime ceremony in Nashville on Oct. 1, 2006.



Eddie George became the organization's all-time leading rusher as well as its all-time scrimmage yards leader in eight seasons with the team. His 10,009 rushing yards from 1996–2003 ranked second in the NFL (Curtis Martin), while his 12,153 scrimmage yards in the same time frame were third (Marshall Faulk, Martin). His accolades included four Pro Bowl selections (1997–2000), AP All-Pro honors (2000) and the AP Rookie of the Year Award (1996). George also set franchise standards for career rushing

attempts (2,733), career touchdowns (74), 1,000-yard rushing seasons (seven), seasons as the team's leading rusher (eight) and career playoff rushing yards (776). During his time with the Titans he amassed 36 100-yard rushing performances (second to Earl Campbell's 39), resulting in a 30-6 record in those contests. He established an NFL mark with 130 consecutive starts by a running back to begin a career—a total which ranked second in NFL history for consecutive starts by a running back at any point. His jersey was retired in a halftime ceremony in Nashville on Sept. 15, 2019.



Steve McNair played 11 seasons with the organization (1995–2005), becoming its second all-time leading passer (27,141 yards) and recording the most wins as a starting quarterback (76). At the time his jersey was retired, he trailed only Warren Moon on the franchise's all-time passing yards list and also ranked second for the organization in completions (2,305), completion percentage (59.5) and passer rating (83.3). He ranked third in touchdown passes (156). His 3,439 rushing yards and 36 touchdown runs


were the most in team history by a quarterback. McNair earned three of his four career Pro Bowl berths with the Titans (2000, 2003 and 2005), and in 2003, he shared Associated Press NFL Most Valuable Player honors with Peyton Manning after leading the league with a 100.4 rating. He became the first African-American quarterback to win MVP honors. McNair was the third player in the history of the NFL to pass for 30,000 yards and rushed for 3,500 yards, along with Fran Tarkenton and Steve Young. Only Brett Favre and Manning started more combined NFL regular season and postseason games than McNair (134) from the time he became a full-time starter in 1997 through 2005. He was selected with the third overall draft pick in 1995. His jersey was retired in a halftime ceremony in Nashville on Sept. 15, 2019.

OILERS LOGO HISTORY

The original Oilers helmet, circa 1960, was blue with a white stripe down the middle. The oil derrick logo was also white. Although the derrick itself remained, many subtle changes were made to the helmets over the years. In 1964, two red stripes were added to the white striping on top of the helmet. Two years later, the helmet color was changed to silver with red and blue striping. The derrick, meanwhile, was changed to blue with a red outline and white background. In 1972, the helmet color was switched back to blue with red and white striping, while the derrick was changed to white with a red outline. Three years later, the helmet color was changed to its familiar white with red and blue striping. The derrick was then switched to blue with a red outline. The helmets boasted a gray facemask. In 1981, the facemask was switched to red. In 1997, the Oilers added the Tennessee logo to the back of their helmet upon their relocation to Nashville. In 1999, the franchise unveiled a new logo as the team was renamed the Tennessee Titans.



The original Houston Oilers helmet from 1960-65 was blue with a white stripe down the middle.



HELMET HISTORY



1960-1965, 1994 Throw-back Games
(Red stripe added in 1964)



1966-1970



1971
(Additional silver stripe was used for some games; gap between the blue and red stripe pictured)



1972-1974



1975-1980



1981-1998




1999-2017



2018-present

STADIUM HISTORY

JEPPESEN STADIUM — Houston



Years Played 1960-64
Record 26-11
First Game 9/18/60 — Oilers 38, Los Angeles Chargers 28 (20,156)
Last Game 12/20/64 — Oilers 34, Denver 15 (15,839)
Highlights: Oilers capture inaugural AFL Championship with a 24-16 win over the San Diego Chargers at Jeppesen Stadium (1/1/61)...Oilers defend that title the following year with a 10-3 win at San Diego...Jeppesen record crowd of 37,981 watches Dallas nip Oilers 20-17 in overtime in the 1962 AFL Championship Game (12/23/62).

RICE STADIUM — Houston



Years Played 1965-67
Record 11-10
First Game 9/12/65 — Oilers 27, New York Jets 21 (52,680)
Last Game 12/16/67 — Oilers 24, San Diego 17 (19,870)
Highlights: Oilers wallop Denver 45-7 (9/3/66), setting an AFL record by not allowing a Broncos first down...after four straight losing seasons, Oilers clinch Eastern Division title with 24-17 win over Chargers (12/17/67)...in 1967, Oilers become first team to go from last in the division to first in one season.

ASTRODOME — Houston



Years Played 1968-96
Record 113-103-2 (regular season), 3-2 (playoffs)
First Game 9/9/68 — Kansas City 26, Oilers 21 (45,083)
Last Game 12/15/96 — Cincinnati 21, Oilers 13 (15,131)
Highlights: Astrodome was the first domed stadium in the NFL...Oilers 3-2 in playoff games at Astrodome...Oilers appeared in 16 "Monday Night Football" telecasts, going 10-6...in 1980 season finale against Minnesota (12/21/80), Earl Campbell sets NFL record with his fourth 200-yard rushing game of the season...Campbell finishes with 1,934 yards, then the second-highest total in league history...Oilers set team record for points in a game with 58-14 drubbing of Cleveland (12/9/90)...Oilers beat Steelers 31-6 to win first-ever undisputed AFC Central Division title (12/8/91)...Oilers win club-record 11th consecutive game with 24-0 win over the New York Jets (1/2/94)...three former Oilers — Elvin Bethea (No. 65), Campbell (No. 34) and Mike Munchak (No. 63) — have their numbers retired.

LIBERTY BOWL — Memphis




Year Played 1997
Record 6-2
First Game 8/31/97 — Oilers 24, Oakland 21, OT (30,171)
Last Game 12/21/97 — Oilers 16, Pittsburgh 6 (50,677)
Highlights: The Oilers played their first season in Tennessee at the Liberty Bowl in Memphis...Eddie George ties a franchise record with 216 yards rushing as the Tennessee Oilers win their inaugural game in Tennessee, a 24-21 overtime win over Oakland in Memphis...Oilers close out season with 16-6 win over division-winner Pittsburgh.

DUDLEY FIELD (VANDERBILT STADIUM) — Nashville



Year Played.....1998
Record.....3-5
First Game.....9/13/98 — San Diego 13, Oilers 7 (41,089)
Last Game.....12/26/98 — Minnesota 26, Oilers 16 (41,121)
Highlights: Frank Wycheck catches pass from Steve McNair to score club's first touchdown in Nashville (9/13)...Oilers pummel Cincinnati 44-14 for first win in Nashville (10/18)...Al Del Greco kicks game-winning field goal to secure season sweep of Pittsburgh (11/15).

NISSAN STADIUM — Nashville



Years Played 1999-Present
Record 110-83 (regular season), 2-4 (playoffs)
First Game 9/12/99 — Tennessee 36, Cincinnati 35 (65,272)
Highlights: At Nissan Stadium, the Tennessee Titans have recorded a 112-87 home record (combined regular season and playoffs through 2022), including an undefeated 9-0 home mark in 1999. Adelphia Coliseum, as the stadium was first named, opened its doors in the national spotlight with a preseason victory over the Atlanta Falcons on Aug. 27, 1999. Tennessee opened the regular season with a come-from-behind 36-35 victory over Cincinnati. But the most memorable victory of the season came in a 22-16 Wild Card victory over Buffalo on Jan. 8, 2000. In that game, Kevin Dyson fielded a lateral pass from Frank Wycheck with 16 seconds left and raced 75 yards down the sideline for the winning score. That play, which propelled Tennessee into an AFC Divisional showdown at Indianapolis the following week, was immediately dubbed "The Music City Miracle" and will go down as one of the most memorable moments in NFL history. The Titans won 12 consecutive games to open their new stadium, breaking the NFL record. The Coliseum's name was changed to LP Field in 2006. On June 25, 2015, Nissan and the Titans announced a 20-year stadium naming rights agreement.

HISTORICAL HIGHLIGHTS

THE “FOOLISH CLUB”

In 1959, after numerous failed attempts to enter the NFL as owners through expansion or purchase (Chicago Cardinals), Lamar Hunt and K.S. “Bud” Adams, Jr. agree that forming a new league is a viable alternative to NFL ownership. They would recruit a number of other future owners, who like themselves were looking to enter the world of football ownership, but had been rebuffed. The eight original teams, which would later be dubbed the “Foolish Club” for taking on the NFL were: Dallas (Hunt), Houston (Adams), Denver (Bob Howsam), New York (Harry Wismer), Los Angeles (Barron Hilton), Buffalo (Ralph Wilson), Boston (William Sullivan) and Oakland (Wayne Valley). Minneapolis was set to become one of the original AFL teams, but they were replaced by Oakland when the NFL awarded an expansion franchise to the Minneapolis market in 1960.

All eight teams agreed to contribute \$25,000 to create a league office, which was headed by the first AFL commissioner, Joe Foss. The AFL held their first draft on Nov. 22, 1959 and began play in the fall of 1960 with games televised on ABC.

1959

August 3 – K.S. “Bud” Adams, Jr., announces Houston’s entry into the American Football League.

August 15 – AFL formally organized with six cities: Los Angeles, New York, Denver, Dallas, Houston and Minneapolis-St Paul.

October 31 – Adams names the team “Oilers” — “for sentimental and social reasons.”

November 22 – AFL conducts first player draft. Oilers select Heisman Trophy winner Billy Cannon of LSU.

December 8 – Oilers sign first players, Don Hitt and Tony Banfield, both of Oklahoma State.

1960

January 1 – Oilers sign their first draft choice in LSU’s Billy Cannon.

January 3 – Oilers name former Cleveland great Lou Rymkus as first head coach.

February 20 – Oilers sign veteran pro quarterback George Blanda.

March 8 – Houston School Board approves lease of Jeppesen Stadium to K.S. “Bud” Adams, Jr., and gives permission to increase seating capacity from 22,000 to 36,000.

June 21 – Court rules that Billy Cannon will play with the Houston Oilers.

July 15 – Houston opens first training camp at the University of Houston with daily practices to be held at Busch Field during season.

August 6 – Oilers lose 27-10 to Dallas Texans in first preseason game at Tulsa.

August 20 – Oilers defeat Denver 42-3 before 18,500 in home debut at Jeppesen.

September 11 – Oilers win first regular season contest 37-22 over Oakland at San Francisco. Charles Hennigan scores first Oiler TD on a 43-yard pass from George Blanda. Dave Smith scores first Oiler rushing TD on eight-yard run.

December 11 – Oilers clinch AFL Eastern Division title with 31-23 win over Buffalo at Houston.

December 29 – Lou Rymkus named AFL’s first Coach of the Year.

1961

January 1 – Oilers win first AFL Championship by defeating Los Angeles Chargers 24-16 before 32,000 fans at Jeppesen Stadium. Billy Cannon is named game’s MVP; Blanda completes 16 of 32 passes for 301 yards and three TDs. Winning players share: \$1,016.42.

September 9 – Oilers open regular season with a 55-0 rout of Oakland at Jeppesen despite threats from Hurricane Carla.

October 16 – Wally Lemm replaces Lou Rymkus as head coach after Oilers open with 1-3-1 record.

October 22 – Oilers defeat Dallas Texans 38-7 in first outing under Wally Lemm. George Blanda comes off the bench to throw three TD passes, make a 53-yard field goal, and kick three PAT’s.

October 29 – George Blanda sets AFL passing record with 464 yards on 18-of-32 passing for four TDs as Oilers win 28-16 at Buffalo.

November 19 – George Blanda throws seven touchdown passes against New York in 49-13 win to set AFL record and the all-time pro record.

December 3 – Oilers defeat previously unbeaten San Diego 33-13 before Houston’s largest crowd, 37,845. Charles Hennigan catches 10 passes for 214 yards and three TDs. George Blanda hits on 20 of 34 attempts for 351 yards and four TDs and kicks AFL-record 55-yard field goal.

December 17 – Oilers win second consecutive Eastern Division crown by beating Oakland 47-16 in Oakland. Oilers become first pro team in history to score over 500 points in one season with 513 points in 14 games.

December 20 – Wally Lemm is named AFL Coach of the Year.

December 23 – George Blanda is named AFL Player of the Year.

December 24 – Oilers win second consecutive AFL title, defeating Chargers 10-3 at San Diego. Billy Cannon wins MVP award for second consecutive year. Winning players share: \$1,724.00.

1962

February 23 – Wally Lemm resigns to become the head coach of St. Louis Cardinals.

March 5 – Oilers name Frank “Pop” Ivy as head coach.

September 16 – Oilers lose to Boston 34-21 in first pro game in historic Harvard Stadium.

October 14 – Oilers set AFL scoring record with 56-17 win over New York

EARLY DOMINANCE & AFL SUPREMACY

With a mix of cast-off players from other professional leagues (QB George Blanda, C Bob Schmidt, T Al Jamison), pro football rookies (RB Billy Cannon, G Bob Talamini) and local college players who never entered the NFL (WR Charles Hennigan, DT Orville Trask), the Oilers quickly became the dominant team in the newly formed American Football League. In each of the league’s first three years, the Oilers advanced to the AFL title game, winning the first two league championships (1960 and 1961). Amazingly, the Oilers reached each of those title games under three different coaches: Lou Rymkus (1960), Wally Lemm (1961) and Frank “Pop” Ivy (1962).

The fiery Rymkus led the inaugural Oilers to the Eastern Division title with a 10-4 mark. They met the Western Division winner Los Angeles Chargers at Jeppesen Stadium in Houston to crown the first AFL champion. The two teams split their two matchups during the regular season. The Oilers took a one-point lead into the fourth quarter and then Blanda hit Cannon for an 88-yard score early in the fourth quarter to end the scoring, 24-16. Blanda tallied 301 passing yards and three touchdowns in the game.

After the Oilers opened the 1961 season 1-3-1, head coach Lou Rymkus was replaced by Wally Lemm, who had been on the 1960 staff but left for private business prior to the 1961 season. The Oilers would win nine consecutive games under Lemm to end the regular season with a 10-3-1 mark and first place in the Eastern Division. The 1961 AFL Championship game was a defensive struggle as the Oilers defeated the San Diego Chargers 10-3 in San Diego.

After leading the Oilers to a second title, the St. Louis Cardinals hired Wally Lemm as their head coach for the 1962 season. The Oilers tabbed Frank “Pop” Ivy to lead the team in 1962. The team again won the Eastern Division with an 11-3 record and faced the Dallas Texans at Jeppesen Stadium for the 1962 AFL title. Dallas raced out to a 17-0 halftime lead, but the Oilers mounted a second half rally to knot the score at 17 with five minutes remaining in the game. The game would go to overtime and was eventually decided in double overtime (6th quarter) with a Dallas 25-yard field goal.

HISTORICAL HIGHLIGHTS

OILERS' AFL SUMMARY

In the 10-year history of the AFL from 1960-69, the Oilers amassed a 70-66-5 record, reached the AFL title game four times (1960, '61, '62, '67) and won two AFL titles (1960 and 1961). They had some of the greats of the game, including QB George Blanda, WR Charlie Hennigan, G Bob Talamini, CB Ken Houston and DE Elvin Bethea. Four decades removed from their playing days, these names still sit atop several categories throughout the franchise record book: Blanda threw a franchise-best 36 touchdowns in 1961, Hennigan caught a franchise-best 101 balls in 1964, Houston returned nine interceptions for touchdowns during his Oilers career, and Bethea (unofficially) totaled 105 sacks during his career. The Oilers also saw profound popularity growth as they averaged 20,000 fans in their inaugural 1960 season at Jeppesen Stadium all the way to moving into the Astrodome in 1968, and averaging 44,000 fans in their final AFL campaign.

as George Blanda throws six TD passes.

December 15 – Oilers win third consecutive Eastern Division title with 44-10 victory over New York. Charlie Tolar gets 107 yards on 18 carries to become the first Oiler back to gain over 1,000 yards in a season. Oilers compile best regular season record in club's history with 11-3 mark.

December 23 – Oilers lose AFL title to Dallas Texans 20-17 in historic six-quarter game.

1963

December 22 – Oilers lose 52-49 at Oakland in "Pop" Ivy's final game as head coach.

1964

March 1 – Oilers announce building of a new training site at Fannin and Braeswood in Houston.

June 2 – Frank "Pop" Ivy relieved of head coach-general manager duties. "Bud" Adams names Sammy Baugh as head coach and Carroll Martin as general manager.

July 15 – Oilers open training camp at new site—Fannin and Braeswood.

September 8 – Oilers trade Billy Cannon to Oakland for Bob Jackson, Sonny Bishop and Dobie Craig.

September 13 – Rookie Sid Blanks sets AFL record with 91-yard TD run against New York at Houston.

December 18 – Sammy Baugh resigns as Oiler head coach.

December 20 – Oilers play final game in Jeppesen Stadium, defeating Denver 34-15 to end season with 4-10 record. Charles Hennigan catches 101st pass of season to set new all-time pro record.

December 22 – Hugh "Bones" Taylor named Oiler head coach as Sammy Baugh stays on staff as assistant.

1965

June 5 – Oilers announce they will not play in Harris County Dome Stadium because of "unrealistic lease agreement"; sign five-year lease with Rice University for use of Rice Stadium.

1966

January 13 – K.S. "Bud" Adams, Jr., names Don Klosterman as Oilers' Executive Vice-President and General Manager.

January 29 – Wally Lemm is named Oiler Head Coach by Dan Klosterman.

June 8 – Oilers sign Ernie Ladd; Commissioner awards Willie Frazier and Pete Jaquess to San Diego in compensation.

June 9 – The AFL and NFL announce plans to merge into one league by 1970. Common draft and championship game are scheduled immediately.

September 3 – Oilers open regular season play with 45-7 home victory over the Denver Broncos. Denver was held to no first downs, an AFL record.

1967

March 14 – First common draft between AFL and NFL; Oilers take

Michigan State All-America George Webster as their No. 1 choice.

April 2 – Oilers announce they will hold 1967 training camp at Schreiner Institute in Kerrville, Texas. Only third time in history Oilers will have trained outside Houston.

December 17 – Oilers clinch Eastern Division title with 24-17 win over San Diego at Rice Stadium and become first team to go from cellar to division title in one season, a feat accomplished with 15 rookies on the squad.

December 20 – Four Oilers are named to All-AFL team. DE Pat Holmes, CB Miller Farr, G Bob Talamini and rookie LB George Webster named to AFL elite unit.

December 23 – Oiler LB George Webster is unanimous choice as AFL's Defensive Rookie of the Year.

December 31 – Oakland Raiders break open close game in second quarter and defeat Oilers 40-7 in AFL Championship Game. The only Oiler touchdown comes in fourth quarter on pass from Pete Beathard to Charles Frazier.

1968

February 10 – Oiler owner K.S. "Bud" Adams, Jr., announces that the Oilers will move to the Harris County Dome Stadium for the 1968 season. Contract with Rice will be settled.

September 9 – Oilers play their first game in the Astrodome, a 25-21 loss to Kansas City before 45,083 fans, and become the first professional football team to play their home games in a domed stadium.

1969

January 25 – Oiler LB George Webster is one of four AFL players named to Pro Football Writers Association's first combined All-Pro team.

April 15 – Jim Norton, last of the original Houston Oilers, announces his retirement after nine years and Oiler owner K.S. "Bud" Adams, Jr., retires his No. 43 jersey.

December 14 – Oilers need victory over Boston in Astrodome to assure playoff spot as runner-up team in Eastern Division despite 5-6-2 record. Oilers come from behind to take 27-23 triumph.

December 21 – Oilers lose bid for championship in 56-7 loss to Oakland in playoff game. Daryle Lamonica hurls six TD passes for Raiders.

1970

January 15 – Oiler LB George Webster named to Pro Football Hall of Fame's All-Time AFL defensive unit. The three-year Oiler veteran was youngest player named to the team.

June 30 – Oiler veterans join NFL Players Association strike. Owners bar veterans from training camps. Dispute revolved around pension plan.

July 14 – Oilers open training camp at Schreiner Institute in Kerrville, Texas with only rookies reporting.

August 3 – Veterans report to training camp after settlement of NFL-NFLPA pension dispute.

November 1 – Oiler Head Coach Wally Lemm, who led Oilers to AFL title in 1961 and to Eastern Division title in 1967, announces he will retire at the end of 1970 season.

1971

January 21 – Oiler owner K.S. "Bud" Adams, Jr., names Ed Hughes to be the sixth head coach in Oiler history.

January 26 – Oilers trade RB Hoyle Granger, T Terry Stoepel and DE Charles Blossom to New Orleans for DT Dave Rowe and WR Ken Burrough.

January 28 – The Oilers, who pick third behind Boston and New Orleans in the college draft, select QB Dan Pastorini of Santa Clara in the first round and grab QB Lynn Dickey of Kansas State in the third round.

May 5 – Oilers name John W. Breen as general manager, replacing Bob Brodhead. Breen was the first employee hired by Oiler owner K.S. "Bud" Adams, Jr., in 1959 when the American Football League was formed.

December 12 – S Ken Houston ties all-time pro record for touchdowns on interceptions with theft against Buffalo in Oilers' 20-14 victory. Houston tied record of seven set by Erich Barnes and Herb Adderley.

December 19 – Oilers close out season with third straight victory by blasting San Diego 49-33 for highest point production since 1963. S Ken Houston establishes all-time pro record with two touchdowns on interceptions. The five-year veteran intercepted successive John Hadl passes in the third quarter and returned them for touchdowns of 35 and 29 yards to run his

HISTORICAL HIGHLIGHTS

career total to nine. His four returns of interceptions for TDs in one year is also an NFL record.

December 24 – Oiler DE Elvin Bethea and S Ken Houston are named to AFC Pro Bowl squad. It is second straight selection for Houston.

December 30 – Oilers name former Florida State and Rice University coach Bill Peterson as their new head coach.

1972

March 21 – K.S. “Bud” Adams, Jr., spearheads a drive which lands the 1974 Super Bowl game for Houston. The game will be played in Rice Stadium on January 13, 1974.

October 1 – Oilers stun Joe Namath and New York Jets 26-20 in the Astrodome for only victory of 1972 season.

1973

March 2 – Veteran coach and front office executive Sid Gillman accepts position of Executive Vice-President and General Manager of Houston Oilers, replacing John Breen, who retired.

October 16 – Bill Peterson is fired as head coach of Oilers after 48-20 loss to Denver, making Peterson’s regular season record in 1 1/2 years 1-18. Sid Gillman assumes dual role of General Manager/Head Coach for the rest of year.

November 5 – Oilers win only game of 1973 season, 31-27, over Baltimore Colts as QB Lynn Dickey completes 22-of-32 passes for 340 yards and three touchdowns.

December 19 – Oiler DE Elvin Bethea named to Pro Bowl team for third straight year.

1974

January 18 – Sid Gillman announces decision to remain as General Manager/Head Coach for at least one more season, ending speculation that a new head coach would be named.

February 8 – Former New Orleans and New York Jets coach Ed Biles joins Oilers as defensive assistant.

March 7 – O.A. “Bum” Phillips, a veteran Texas high school and college coach who was with Sid Gillman at San Diego, is hired by Oilers as defensive coordinator.

August 28 – Oiler T John Matuszak tries to jump his contract and sign with World Football League Houston Texans. Oilers obtain temporary restraining order and present it to Matuszak at Texans’ game with New York Stars. Matuszak is put on inactive list until trial.

September 9 – State District Judge Arthur Leshner grants temporary injunction against John Matuszak playing for any other team than Oilers until further court hearings. Matuszak remains on inactive list.

October 22 – Oilers trade John Matuszak and No. 3 draft choice to Kansas City for Curley Culp and draft choice, ending court battle.

BUM PHILLIPS

If ever there was a coach made for a team and a team that embodied their coach, it was the marriage between O.A. “Bum” Phillips and the Houston Oilers. A native of Orange, Texas, Phillips spent the majority of his first 15 years in coaching in the Texas high school ranks before moving up the ladder as a defensive coordinator in the college and pro level. He would join the Oilers as a defensive coordinator in 1974 and was named head coach in 1975, where he would remain through the 1980 season. Known for strolling the sidelines in his cowboy hat and boots, he was the face of the Oilers for six seasons (59-38 record) and saw the birth of the “Luv Ya Blue” era. In 1978, he led the Oilers back to the playoffs for the first time in 11 years with their march to the AFC Championship. The Oilers would again reach the AFC Championship game in 1979 and wild card round in 1980. Phillips was let go by the Oilers following the 1980 season.

LUV YA BLUE!

With Oiler fever in full bloom following the march to the AFC Championship game in the 1978 season, the team looked to tap into the frenzy with a marketing campaign that captured that team spirit. The result was the “Luv Ya Blue!” phrase that would sweep the area and be forever remembered with the 1979 and 1980 seasons. The phrase was trademarked by the team and became as popular as regular Oilers merchandise. The campaign included a song which was written and sung by Mack Hayes, a local musician and was performed before each game at the Astrodome during those seasons.

1975

January 25 – O.A. “Bum” Phillips named Oiler head coach by Sid Gillman, who says he will remain in single role as general manager.

February 14 – Sid Gillman leaves Oilers as general manager by mutual consent with owner “Bud” Adams. Bum Phillips adds title of general manager to head coaching duties.

October 19 – Oilers come from behind to defeat Washington 13-10 in Astrodome for first win ever over NFC team.

November 16 – Oilers get 20-19 win over Miami as Billy Johnson ties all-time pro record for return TDs in one season (4).

December 21 – Oilers close out finest season since 1962 with 21-10 win over Cleveland, giving Bum Phillips a 10-4-0 record in his first year as a head coach. Oilers set a new home attendance record, averaging 48,000 in seven home games.

1976

February 10 – Wade Phillips, son of Head Coach Bum Phillips, named to Oiler coaching staff as LB coach. Phillips had been an assistant at University of Kansas.

April 1 – Oilers lose Fred Hoaglin, Mark Cotney and Jesse O’Neal in NFL expansion draft.

April 2 – Oilers trade QB Lynn Dickey to Green Bay for QB John Hadl, CB Ken Ellis, draft choices and cash.

1977

October 9 – Oilers march into first place in the AFC Central Division after whipping Pittsburgh 27-10 at the Astrodome, but lose Dan Pastorini to an ankle and back injury.

November 13 – Oakland holds off Oilers 34-29 as Houston DE Elvin Bethea suffers a broken arm after playing in 135 consecutive games, a team record.

1978

January 7 – Owner K.S. “Bud” Adams, Jr., announces the appointment of Ladd K. Herzeg as Senior Vice-President and Chief Administrative Officer of the Houston Oilers.

January 24 – Curley Culp, Ken Burrough, Billy Johnson and Robert Brazile play for AFC on Pro Bowl team.

April 24 – Oilers trade three draft picks and TE Jimmie Giles to Tampa Bay for rights to 1978 number one draft selection in order to choose Texas All-America and Heisman Trophy winner Earl Campbell.

October 23 – Houston ends Pittsburgh’s seven-game win streak with Monday night victory over the Steelers, 21-17. It marks Houston’s first win ever on Monday Night Football.

November 12 – Houston comes from 23-0 deficit to capture 26-23 win over New England Patriots.

November 20 – Earl Campbell rushes for four touchdowns against Miami Dolphins in Oilers’ 35-30 victory. Campbell’s two Monday night appearances net him 7 of his 13 season TDs.

November 26 – Earl Campbell gains 100 yards rushing vs. Cincinnati before home crowd to tie NFL record for most 100-yard games by a rookie – 7 (ties Franco Harris and Don Woods). Also breaks Oiler single season records for most yards rushing (Hoyle Granger, 1,194 yards in 1967) and most rushing attempts (Charlie Tolar, 224 yards in 1962).

December 10 – Houston captures 17-12 decision over New Orleans Saints

HISTORICAL HIGHLIGHTS

EARL CAMPBELL

Tabbed the "Tyler Rose", Earl Campbell was a Texas high school legend who would go on to the University of Texas and earn the 1977 Heisman Trophy. The Oilers pulled off a draft blockbuster to acquire Campbell, trading four picks and TE Jimmie Giles to acquire the first pick in the 1978 draft from the Tampa Bay Buccaneers. Campbell made an immediate impact as a rookie, gaining 1,450 yards and scoring 13 touchdowns in his initial campaign and earning NFL Rookie of the Year and NFL Offensive Player of the Year honors. In one of the most famous performances in Monday Night Football history, Campbell gained 199 yards and scored four touchdowns on 28 carries against the Miami Dolphins in November of 1978. From 1978 to 1984 Campbell led the Oilers to three playoff appearances, gained 8,547 yards and earned five Pro Bowl invitations. During the 1984 season, Campbell was traded to New Orleans to be reunited with Bum Phillips for a first round draft choice. He was inducted into the Pro Football Hall of Fame in 1991.

to clinch berth in AFC Wild Card game versus Miami.

December 24 – Houston wins first playoff game since 1961 by defeating Miami 17-9 in the Orange Bowl.

December 31 – Oilers continue playoff march with 31-14 win against New England before 61,297 chilled fans in Foxboro, Mass.

1979

January 7 – Houston playoff dreams end as Pittsburgh takes 34-5 victory in AFC Championship Game. Oilers welcomed by 50,000 loyal fans in the Astrodome as radio station KILT sponsors homecoming.

January 30 – Earl Campbell, Elvin Bethea, Robert Brazile and Curley Culp represent Houston in the Pro Bowl in Los Angeles.

August 3 – Oiler T Greg Sampson undergoes brain surgery which signals the end to a promising career.

December 10 – Before national television audience, Houston defeats division nemesis Pittsburgh 20-17, giving Oilers spot in 1979 playoffs.

December 17 – Several Oilers lock up individual titles: Earl Campbell is NFL rushing champion for the second consecutive year; Mike Reinfeldt captures the crown for most interceptions in NFL with 12; Toni Fritsch is the most accurate field goal kicker, connecting on 21-25 attempts; and Jesse Baker leads the AFC in QB sacks with 15 1/2.

December 23 – In first playoff game played in Houston since 1962, Oilers defeat Denver Broncos 13-7. Key offensive players Earl Campbell, Dan Pastorini and Ken Burrough are all injured in the contest.

December 29 – Oilers defeat San Diego 17-14 without injured Earl Campbell, Dan Pastorini and Ken Burrough. Backup QB Gifford Nielsen plays conservative offense as Rob Carpenter, who was injured earlier in the week and was on crutches the night before the game, gains 67 yards rushing in his best effort of the season. The big star of the game is S Vernon Perry, as he intercepts an NFL-record four passes in a playoff game.

1980

January 6 – In a rematch of the 1978 AFC Championship Game, the Steelers win 27-13 in a game that saw a controversial call keep Mike Renfro from scoring what would have been the tying score late in third quarter.

January 7 – In the wee hours of the morning, the Oilers return from Pittsburgh to an excited throng of 70,000 people at the Astrodome.

January 28 – Six Oilers represent Houston in the Pro Bowl: RB Earl Campbell, T Leon Gray, PK Toni Fritsch, LB Robert Brazile, S Mike Reinfeldt and DE Elvin Bethea.

September 15 – Before the largest stadium crowd to ever witness an Oilers' game (80,243), Houston defeats the Browns in Cleveland Stadium 16-7. The game was also televised before a national audience on Monday Night Football.

October 14 – Oilers acquire All-Pro TE Dave Casper from Oakland for undisclosed draft picks.

October 19 – Earl Campbell becomes only the second RB in the history of the Oiler franchise to rush for over 200 yards in a single game when he leads the Oilers to a 21-14 triumph over Tampa Bay with 206 yards. Club rushing record for single game is 216 yards by Billy Cannon (Dec. 10, 1961 vs. New York Titans).

October 26 – Earl Campbell ties NFL record for most consecutive 200-yard games rushing (two) with 202 yards vs. Cincinnati in the Astrodome. Campbell now shares record with O.J. Simpson (Buffalo, 1973, 1976). Oilers defeat Bengals 23-3.

December 4 – Houston's defense shuts out the Pittsburgh Steelers 6-0. Toni Fritsch provides all the points the Oilers need with two field goals. This marked the third evening prime-time win of the season for the Oilers as the game was played in the Astrodome before a sellout crowd and a national television audience. It marked the first shutout registered by the Oilers since a 47-0 win over the Chicago Bears. (November 6, 1977).

December 21 – Oilers clinch third playoff spot in as many years with 20-16 victory over the Minnesota Vikings in the Astrodome. Earl Campbell sets NFL record by rushing for over 200 yards in single game four times in one season. He finishes season with 1,934 yards, second highest total in NFL history behind O.J. Simpson's 2,003 yards in 1973. The Oilers must wait until the final game of the season to see who their playoff opponent will be, as their 11-5 record equals that of division foe Cleveland, but Oilers become Wild Card participant due to tie-breaker procedures.

December 28 – Oilers season comes to an end with disappointing AFC Wild Card loss at the hands of the eventual Super Bowl champion Oakland Raiders. The loss marks the third consecutive year that the Oilers have been eliminated from the playoff picture by the eventual Super Bowl champions (Pittsburgh Steelers in both 1978 and 1979).

December 31 – K.S. "Bud" Adams Jr., relieves Bum Phillips of his duties as Head Coach and General Manager. Ladd K. Herzeg is promoted from post of Senior Vice-President/Chief Administrative Officer to the position of Executive Vice-President and General Manager of the Oilers.

1981

January 3 – announce the selection of Ed Biles as their new head coach. Biles had been Oilers' defensive coordinator since 1975.

February 8 – Dick Nolan, former Head Coach for the New Orleans Saints and the San Francisco 49ers, is named defensive coordinator.

February 15 – Mike Holovak is named as Assistant General Manager by the Oilers.

September 6 – Oilers defeat Rams at season opener at Los Angeles 27-20 as rookie Willie Tullis returns kickoff 95 yards for score in final minute of game. Win gives Ed Biles his first as head coach of NFL club.

1982

January 19 – Former All-Pro S Ken Houston returns to Oilers as defensive assistant assigned to work with the DBs. Houston had been All-Pro performer before being traded to Washington where he retired following 1980 season.

January 31 – Oilers open 2.5 million dollar training facility less than two miles from Astrodome. Owner-President K.S. "Bud" Adams, Jr., provides funds for what is considered one of top facilities in the NFL.

February 3 – Oilers announce new three-year contract with Mutual Broadcasting System for radio rights to Houston's games. KTRH-AM in Houston will serve as flagship station.

March 18 – Oilers announce that head coach Ed Biles has been given a contract extension.

April 28 – Oilers select Penn State G Mike Munchak in first round of NFL draft. It is the first number one choice in the draft that Oilers have had since Earl Campbell was selected in first round in 1978.

May 3 – Computer added to Oilers offices to assist club with player personnel, college scouting, ticket and business operations as well as many other functions within the organization.

September 17 – Oilers acquire QB Archie Manning from New Orleans Saints in one-for-one swap for T Leon Gray.

September 20 – NFL Players Association strike announced.

November 16 – Settlement of 57-day player strike announced by NFL Management Council and NFL Players Association.

1983

January 2 – Oilers fall to Cincinnati Bengals 35-27 to conclude 1982

HISTORICAL HIGHLIGHTS

regular season play in a game that was re-scheduled from November 14 (canceled due to players' strike).

January 25 – Chuck Studley joins Oilers as defensive coordinator after successful stints with San Francisco 49ers (Super Bowl champs following '81 season) and Cincinnati Bengals.

February 1 – Oilers perennial All-Pro DE Elvin Bethea decides not to retire following 1982 season and will return for his 16th year in the NFL, all with the Oilers.

February 2 – Oilers announce promotion of Mike Holovak from Assistant General Manager to VP/Player Personnel.

April 23 – The Oilers announce trade of their second pick in first round to Los Angeles Rams for the third pick overall in draft. Oilers receive Rams' fourth-round choice in 1983 and fourth-round choice in 1984 for moving down one notch in first round.

April 24 – The Oilers announce their second trade in as many days involving Oilers' first-round draft pick. Oilers trade third choice overall in first round to Seattle for ninth choice overall in first round plus Seahawks' second- and third-round picks in 1983 (combining trades of April 24-25, Oilers moved from second position in first round to ninth and acquired Seahawks' second- and third-round choice in 1983 and Rams' fourth round choice in 1983 and 1984, a total of four additional picks).

April 26 – Oilers select T Bruce Matthews from USC in round one of NFL draft with the ninth choice in the round. Also, for first time since 1969, the Oilers had each of their choices through the first nine rounds.

August 4 – In preseason opener, ceremonies honoring Elvin Bethea's 16 years with the club occur at halftime. Bethea's jersey, No. 65, will be retired at the conclusion of the season.

October 10 – Head Coach Ed Biles resigns after two and one-half years as head coach.

October 11 – The Oilers appoint Defensive Coordinator Chuck Studley as interim head coach.

October 20 – Oilers trade QB Archie Manning and TE Dave Casper to Minnesota for second- and fourth-round picks in 1984 draft.

December 18 – Oilers close season with 20-10 loss at Baltimore in what would be the Colts' final game played in Baltimore before moving to Indianapolis.

1984

January 3 – The Oilers name Hugh Campbell as new head coach.

January 30 – Announcement is made that Kay Dalton will remain as offensive coordinator and also that Jerry Glanville will become new defensive coordinator.

February 3 – The Oilers announce that they win the "recruiting war" for free agent QB Warren Moon.

February 10 – Entire organization loses tremendous friend with the passing of radio talk-show host John Breen. Breen was first employee hired by the Oilers in 1959 and served in numerous front office capacities, including General Manager and Director of Player Personnel.

May 1 – Oilers draft Dean Steinkuhler among a total of 14 players during the one-day marathon. Of the 14 players selected, 10 were defensive players.

September 6 – Oilers and City of Houston celebrate 25th season of professional football at "Silver Salute," which is held on the floor of the Astrodome. The black-tie gala consists of dinner, dancing and an auction with all proceeds benefiting the Ronald McDonald House. This date is also proclaimed "Houston Oilers Day" by Mayor Kathryn J. Whitmire.

October 9 – Oilers trade RB Earl Campbell to New Orleans Saints for first round choice in 1985 draft. The Oilers also obtain C Jim Romano from Raiders for Houston's third- and sixth-round picks in 1985.

October 26 – Oilers announce that KODA-FM will be new flagship station for Oilers' radio broadcasts beginning in 1985. The Oilers and KODA-FM sign a multi-year contract.

November 11 – Oilers defeat Chiefs 17-16 in Kansas City after losing opening 10 games of the season, as Hugh Campbell gets first win as NFL head coach.

December 2 – Houston defeats Steelers in overtime thriller 23-20 for third win in four weeks before home crowd. Joe Cooper kicks winning field goal with 5:53 elapsed in extra period. It is the first overtime loss in Steeler history.

December 12 – G Mike Munchak is selected to play in the AFC-NFC Pro Bowl game in Honolulu.

December 17 – Warren Moon completes his first NFL season with 3,338 yards passing, breaking the team record set by George Blanda in 1961 (3,330). Tim Smith's 1,141 yards receiving enabled him to become third player in Oilers' history to post consecutive 1,000-yard receiving seasons after gaining 1,176 in 1983. Bill Groman (1960-61) and Charlie Hennigan (1963-64) were the others.

1985

July 1 – The Oilers sign 1983 Heisman Trophy winner Mike Rozier. Rozier was selected by the Oilers in the first round of the 1984 Supplemental Draft of USFL players.

July 2 – WR Drew Hill is acquired by the Oilers in a trade with the Los Angeles Rams.

August 3 – The Oilers battle the New York Giants in the annual NFL Hall of Fame Game in Canton, Ohio, with the Giants winning 21-20. The game also makes radio history as the first stereo broadcast of an NFL game on KODA-FM.

December 9 – Hugh Campbell is relieved of his duties as head coach. The club names Defensive Coordinator Jerry Glanville as interim head coach for the season's remaining two games.

1986

January 2 – The Oilers release seven assistant coaches from their employment contracts: John Devlin, Joe Faragalli, Gene Gaines, Ken Houston, Bruce Lemmerman, Bob Padilla and Al Roberts.

January 20 – Jerry Glanville signs a five-year contract as Head Coach of the Oilers.

February 2 – G Mike Munchak starts for the AFC in the annual Pro Bowl in Honolulu, Hawaii.

April 29 – The Oilers select Purdue QB Jim Everett with their first selection in the 1986 NFL Draft. The team follows by selecting Louisville WR Ernest Givins in the second round and RB Allen Pinkett of Notre Dame in the third round.

September 18 – The Oilers trade QB Jim Everett, the third player selected in the 1986 draft, to the Los Angeles Rams in exchange for G Kent Hill, DE William Fuller, the Rams' number one draft choices in 1987 and '88 and L.A.'s fifth rounder in 1987.

December 21 – Houston concludes the 1986 season on a positive note, defeating the Buffalo Bills 16-7. WR Drew Hill catches five passes for 114 yards giving him 1,112 yards for the season as he joins rookie Ernest Givins (1,062 yards) to form the 19th tandem in NFL history to each surpass the 1,000-yard receiving mark. In addition, QB Warren Moon throws for 208 yards to finish the year with 3,489 yards and break his own single-season club record. PK Tony Zendejas connects on all three of his field goal attempts and his 22 three-pointers establishes a new Oiler high.

1987

July 1 – The Oilers announce plans to retire the No. 34 jersey of former RB Earl Campbell, the leading rusher in club history. The ceremony is scheduled for August 13.

October 4 – The Oilers win their first "replacement" game in Denver 40-10 as QB Brent Pease throws for 260 yards and a TD and LB Eugene Seale returns an interception 73 yards for a touchdown.

October 25 – With the players' strike over, the Oiler "regulars" return to action with a 37-33 win over the Falcons as RB Mike Rozier rushes for 144 yards while rookie WR Curtis Duncan catches two TD passes including the game-winner.

October 28 – First-round draftee FB Alonzo Highsmith ends his holdout by agreeing to a multi-year contract.

November 3 – The Oilers acquire veteran T Bruce Davis from the Raiders for what later becomes a 1988 second-round draft choice.

November 4 – T/G Bruce Matthews ends his holdout by agreeing to terms with the Oilers.

December 15 – Along with several prominent Houston business leaders, K.S. "Bud" Adams, Jr., holds a press conference to announce that the goal of marketing 75% of the new Columbia Suites by December 15 has been met.

December 23 – The Oilers place three players on the AFC Pro Bowl roster, their largest contingent since 1981. Chosen to play in the Honolulu all-star game are S Keith Bostic, G Mike Munchak and RB Mike Rozier.

December 27 – The Oilers clinch their first playoff berth since 1980 as they

HISTORICAL HIGHLIGHTS

defeat the Bengals 21-17 before an SRO crowd at the Astrodome. Rookie FB Alonzo Highsmith scores two TDs and QB Warren Moon throws his 21st scoring pass of the season. That marks the most TD passes by an Oiler since George Blanda tossed 24 in 1963.

1988

January 3 – In an AFC Wild Card Playoff, the Oilers defeat the Seahawks 23-20 in overtime on Tony Zendejas' 42-yard field goal.

January 10 – The Oilers' season ends as the Broncos defeat them 34-10 in an AFC Divisional Playoff before 75,968 fans in Mile High Stadium.

April 21 – The Oilers acquire DE Sean Jones from Raiders along with L.A.'s second-round draft choice. Houston gives up one of its first-round draft picks, a fourth-round selection and changes places with Raiders in the third round.

May 6 – The Oilers announce that they will hold training camp at Southwest Texas State University in San Marcos. SWTSU thus becomes the Oilers' eighth training camp site since the team's inception in 1960.

May 17 – Oilers re-assign Mike Holovak as Assistant to the General Manager.

November 7 – The Oilers appear on Monday Night Football for the first time since 1982 and defeat the Cleveland Browns 24-17.

December 14 – The rosters for the AFC-NFC Pro Bowl are released and feature eight Oilers: DE Ray Childress, WR Drew Hill, G Bruce Matthews, QB Warren Moon, G Mike Munchak and RB Mike Rozier.

December 24 – The Oilers beat the Cleveland Browns 24-23 in an AFC Wild Card Playoff Game as RB Allen Pinkett scores two touchdowns.

1989

January 1 – In an AFC Divisional Playoff Game, the Oilers drop a 17-10 decision to the Bills before 79,532 fans at Rich Stadium in Buffalo.

February 1 – Executive Vice-President/General Manager Ladd K. Herzeg announces his resignation.

February 2 – The Oilers announce the promotion of Mike Holovak to General Manager, replacing Ladd Herzeg. Also, under NFL's new "Plan B" free agency, 21 Oilers are left unprotected while 37 are protected.

February 22 – The Oilers name Kevin Gilbride to the post of Quarterbacks Coach. He joins the club after serving as Offensive Coordinator at East Carolina.

April 1 – The Oilers end up losing 15 players and signing seven under the NFL's first "Plan B" free agency system.

April 7 – The Oilers sign QB Warren Moon to a new long-term contract.

September 24 – Despite a sellout crowd in the first game in the newly-expanded Astrodome, the Oilers lose to the Buffalo Bills, 47-41 in OT.

October 1 – The Oilers defeat the Miami Dolphins 39-7 as QB Warren Moon completes a career-best 82.6% of his passes (19/23). In addition, Houston's defense holds Dolphin QB Dan Marino to his worst game as a starter (11/29, 103 yds.).

October 22 – The Oilers record the ninth shutout in club history and their first in nine years (spanning 132 games) with a 27-0 whitewash of the Pittsburgh Steelers. Pittsburgh manages just 132 total yards, the fewest yards allowed by Houston in 12 seasons.

December 3 – The Oilers win at Pittsburgh 23-16 despite a blizzard and windchill temperatures of -20 degrees. RB Lorenzo White's one-yard run with 21 seconds remaining wins it as the Oilers claim sole possession of first place after the season's 13th game, the latest the team has been in first place in a season since 1967.

December 10 – The Oilers honor their 30th Anniversary "Dream Team" while defeating the T.B. Buccaneers 20-17.

December 20 – G Bruce Matthews, QB Warren Moon and G Mike Munchak are named starters for the February 4 Pro Bowl.

December 23 – In a regular season finale battle for the AFC Central Division title, the Oilers lose to the Cleveland Browns 24-20 on RB Kevin Mack's TD with 39 seconds left. The Oilers fall short after battling back from a 17-0 deficit as QB Warren Moon establishes personal bests for attempts (51), completions (32) and yards (414, most since George Blanda's 418 in 1961). Oilers set all-time single season attendance record with 451,027 fans, eclipsing 411,652 in 1978.

December 31 – In an AFC Wild Card playoff game, the Oilers lose a 26-23 OT decision to the Pittsburgh Steelers as PK Gary Anderson kicks a 50-yard field goal. Houston WR Ernest Givins catches 11 passes for 136 yards and two TDs.

MOON ERA

In February of 1984, the Oilers won a recruiting battle for a five-time Canadian Football League champion quarterback named Warren Moon and by doing so, changed the future of the franchise. Houston had a leg up on the competition with the hiring of Hugh Campbell, who coached Moon for five seasons in Canada, just a month earlier. Moon would play 10 seasons for the Oilers and lead them to the playoffs in each of his final seven seasons (1987-93) with the team and earn six Pro Bowl invitations. Moon established many of the franchise's passing records, including career passing yards (33,685), career touchdowns (196), single season passing yards (4,690 in 1991), passing yards in a game (527 at KC in 1990) and career 300-yard passing games (38). His quick release, decision-making and mobility made him a perfect fit for the Oilers high-octane passing offense. Moon's reign at quarterback for the Oilers came to end with the advent of the salary cap prior to the 1994 season. Most of the Oilers' high-priced talent was released or traded away to comply with the new NFL structure, including Moon, who was traded to Minnesota in April 1994. In 2006, Moon became the first African-American quarterback to be inducted into the Pro Football Hall of Fame.

1990

January 6 – Jerry Glanville leaves his position as Oilers' head coach by "mutual agreement."

January 9 – Jack Pardee signs a five-year contract to become the 14th head coach in Houston Oiler history. Pardee joins the Oilers after enjoying a successful three seasons as the head coach at the University of Houston.

January 30 – The Oilers extend the contract of Executive Vice President/General Manager Mike Holovak. In addition, the team names former LBs Coach Floyd Reese to the newly-created position of Assistant General Manager and promotes Quarterbacks Coach Kevin Gilbride to Offensive Coordinator. Also, the team announces the signing of a multi-year contract that allows KTRH-AM/KLOL-FM to broadcast all Oiler football games beginning in 1990.

September 23 – The Oilers win their 1990 home opener 24-10 over the Indianapolis Colts as QB Warren Moon becomes the all-time leading passer in club history. Moon throws for 308 yards (plus three TDs) to surpass George Blanda's team record of 19,149 yards. The record fell on a third quarter seven-yard pass to WR Haywood Jeffires. WR Drew Hill catches ten passes for 123 yards to help key the victory.

October 14 – QB Warren Moon passes for 369 yards and a career-best five TDs as the Oilers hammer the Cincinnati Bengals 48-17. Moon thus becomes the first player in pro football history to throw for over 20,000 yards in two different leagues (21,228 in Canadian Football League).

December 9 – The Oilers shatter several team records while drubbing Cleveland 58-14. Included among the records set are most points in a game, in a quarter (31) and in a half (45). RB Lorenzo White ties a club mark with four rushing touchdowns, the first time that has been accomplished in the NFL in two years.

December 16 – The Oilers win a key road game, beating Kansas City 27-10 at Arrowhead Stadium. QB Warren Moon again supplies the big news, completing 27-of-45 passes for 527 yards. That represents the second-best single-game passing performance in NFL history. The record belongs to the Rams' Norm Van Brocklin, who threw for 554 yards against the New York Yanks on September 28, 1951. Moon had an opportunity to break the record but declined to do so based on the Oilers' comfortable lead. Almost overshadowed by Moon's effort was WR Haywood Jeffires catching nine balls for 245 yards (including an 87-yard TD), which marked the second best receiving day in Oiler history. Charles Hennigan had 272 receiving yards versus the Patriots on October 13, 1961.

December 19 – Six Oilers are named to the AFC squad for the Feb. 3 Pro Bowl. The six include starters G Bruce Matthews, QB Warren Moon and G Mike Munchak, plus reserves DT Ray Childress, WR Ernest Givins and WR Drew Hill.

HISTORICAL HIGHLIGHTS

RUN 'N SHOOT

Born in the 1970's under the offensive master "Mouse" Davis, the "Run 'N Shoot" offense and its concepts started to enter the NFL in the late 1980's. The Houston Oilers were one of the first teams to run the pass oriented offense that featured one running back and four wide receivers. The Oilers hired June Jones, a Mouse Davis disciple, in 1987 as quarterback coach and he integrated some of the "Run 'N Shoot" concepts into offense. Jones left following the 1988 season to join Wayne Fontes in Detroit. Kevin Gilbride, who also had worked with Davis, took over in 1989 and continued to mold the offense. With Jack Pardee's arrival as head coach in 1990, the Oilers offense became a full-time "Run 'N Shoot" offense, where in previous years it was only used in passing situations. During a three-year stretch (1990-92), the Oilers ranked first in the NFL in passing yards (avg. 4,485 passing yards per season) and second in total yards (avg. 5,954 yards per season). They set a then-franchise record for points scored in 1990 with 405. Warren Moon drove the offense and under his leadership the offense took flight and his receiving corps of Drew Hill, Haywood Jeffires, Ernest Givens and Curtis Duncan totaled unbelievable numbers as they tortured NFL defenses. Head coach Jack Pardee was relieved of his duties 10 games into the 1994 season and with that came the death of the "Run 'N Shoot" offense. New head coach Jeff Fisher moved the offense back to a conventional approach in 1995.

December 30 – Led by backup QB Cody Carlson, who played for the injured Warren Moon (dislocated thumb), the Oilers earn a Wild Card playoff berth by defeating the Pittsburgh Steelers 34-14 in the Astrodome. Carlson completes 22 of 29 passes for 247 yards and three TDs. With the victory, the Oilers end up in a three-way tie for first place with Cincinnati and Pittsburgh in the AFC Central.

1991

January 6 – The Oilers' 1990 season comes to a close as they are eliminated from the playoffs by the Cincinnati Bengals. Houston loses at Riverfront Stadium 41-14 in an AFC Wild Card game.

January 26 – It is announced that Earl Campbell has been voted into the Pro Football Hall of Fame. The announcement is made in Tampa, Florida. Campbell is to be enshrined on July 27.

May 17 – The Oilers and the City of San Antonio formally sign six-year contract which will allow the Oilers to hold training camp there. Trinity University is chosen as the host school.

September 16 – In a pre-game ceremony, Earl Campbell receives his Hall of Fame ring from Hall Executive Director Pete Elliott. In the game that follows, the Oilers defeat Kansas City 17-7 to signal the first 3-0 start in franchise history.

October 13 – In a 23-20 victory over the Jets at Giants Stadium, WR Haywood Jeffires ties Charlie Hennigan's 30-year-old team record for receptions in a game with 13 (186 yards). QB Warren Moon completes 35-of-50 passes for 423 yards, which is the fifth-best total in team annals. Also, WR Drew Hill surpasses Hennigan's 410 catches to become the all-time leading receiver in Oiler history.

November 3 – Despite a 16-13 OT loss at Washington, WR Drew Hill moves past WR Ken Burrough's 6,907 receiving yards to become the Oilers' all-time leader in that category.

November 10 – QB Warren Moon establishes career highs for completions (41) and attempts (56) as he throws for 432 yards, which is fourth best in team history, in Oilers' 26-23 OT victory over Dallas. Moon also passes Fran Tarkenton's 47,003 yards and moves into second place behind Ron Lancaster on all-time professional passing yards chart.

December 8 – The Oilers defeat the Steelers 31-6 in the Astrodome as Houston captures its first-ever undisputed AFC Central Division championship. QB Warren Moon throws for 254 yards and becomes just the third QB in NFL history (Miami's Dan Marino, San Diego's Dan Fouts) to have back-to-back 4,000-yard seasons.

December 15 – QB Warren Moon surpasses Dan Marino's NFL record

(378 in 1986) for completions in a season as the Oilers beat the Browns 17-14.

December 18 – Eight Oilers (tied NFL-best), including a league-high six starters are named to the AFC team for the February 2 Pro Bowl. The six starters include CB Cris Dishman, DE William Fuller, WR Haywood Jeffires, C Bruce Matthews, G Mike Munchak and LB Al Smith. DT Ray Childress and QB Warren Moon are also named to the squad although Childress was eventually unable to play because of a back/rib injury.

December 21 – WR Haywood Jeffires becomes just the fifth player in NFL history to record 100 receptions in a single season despite the Oilers' 24-20 road loss to the Giants. Coupled with Drew Hill's 90 catches, that pair's 190 represents the most receptions by two teammates in one season in league annals. In addition, QB Warren Moon eclipses Dan Marino's NFL record (623 in 1986) for attempts in a season. DE William Fuller registers his 15th sack of the season and thus becomes the first Oiler ever to lead the conference in that category.

December 29 – The Oilers defeat the New York Jets 17-10 in an AFC Wild Card playoff game before 61,485 fans in the Astrodome. S Bubba McDowell intercepts two key passes inside the Oiler five-yard line to preserve the win.

1992

January 4 – After leading for most of the game, the Oilers end up losing a 26-24 decision to the Denver Broncos in an AFC Divisional Playoff game in front of 75,301 fans at Mile High Stadium. PK David Treadwell's 28-yard field goal with 16 seconds left in the game proves to be the deciding points. The loss mars a great performance by Oiler QB Warren Moon, who completes 75% of his passes (27 of 36) for 325 yards and three touchdowns.

March 6 – The Oilers name Steve Underwood as General Counsel. Underwood joins the Oilers from the Houston firm of Caldwell and Hurst where he has handled most of the team's legal work since 1977.

August 1 – The Oilers defeat the Dallas Cowboys 34-23 in the American Bowl in Tokyo, Japan, which marks Houston's first game outside of the United States.

August 31 – The Oilers and QB Warren Moon reach agreement on a new multi-year contract that includes a settlement of a controversial escalator clause.

September 29 – The Oilers sign free agent WR Webster Slaughter to a two-year contract. Slaughter had been one of four players who were declared free agents by a Minneapolis judge on September 24.

October 11 – In a 38-24 win at Cincinnati, QB Warren Moon ties a personal best with five TD passes to eclipse George Blanda's team record for career touchdown passes (165, Moon now has 169). Also, WR Haywood Jeffires catches three TD passes to tie the franchise record, and RB Lorenzo White rushes for a career-best 149 yards.

October 18 – QB Warren Moon becomes the leading passer in professional football history by surpassing Ron Lancaster's 50,535 yards (in 19 years). After the Oilers' heartbreaking 27-21 loss at Denver, Moon now has 50,589 yards. Moon's total, accumulated in less than 15 seasons, includes 21,228 yards in the CFL and 29,361 yards in the NFL.

November 15 – In Houston's 17-13 win at Minnesota, QB Warren Moon suffers a fractured upper left arm on a fourth quarter hit by Viking S Vencie Glenn and misses the next five games. Despite the injury, Moon becomes just the 14th NFL QB to surpass 30,000 passing yards as he accomplishes that faster (125 games) than any player in league history except for Miami's Dan Marino (114 games).

November 26 – Subbing for the injured Warren Moon, QB Cody Carlson throws for a career-high 338 yards as the Oilers defeat the Lions 24-21 on Thanksgiving Day in Detroit.

December 11 – After being diagnosed with kidney cancer, Offensive Coordinator Kevin Gilbride undergoes surgery for the removal of his cancerous kidney. He misses two games as Receivers Coach Chris Palmer and injured QB Warren Moon help to handle Gilbride's game day responsibilities.

December 23 – An NFL-best nine Oilers earn Pro Bowl honors with four players designated as starters for the February 7 game. The starters include WR Haywood Jeffires, C Bruce Matthews, G Mike Munchak and LB Al Smith. The Houston reserves feature DT Ray Childress, WR Curtis Duncan, WR Ernest Givins, QB Warren Moon and RB Lorenzo White. The inclusion of Jeffires, Givins and Duncan represents the first time ever that

HISTORICAL HIGHLIGHTS

three receivers from the same team have been designated as Pro Bowlers. **December 20** – Shortly after their exciting, come-from-behind 17-14 win at Cleveland, the Oilers learn that they have clinched a playoff berth for the sixth straight season. That represents the longest current post-season streak in the NFL.

December 27 – As Houston routs Buffalo 27-3 in the regular season finale, WR Haywood Jeffires catches six passes to finish with 90 receptions. He thus leads the AFC in that category for the third straight season, becoming only the second player since the 1970 AFL-NFL merger to accomplish that feat.

1993

January 3 – The Oilers lose a 41-38 OT decision at Buffalo in an AFC Wild Card playoff game. QB Warren Moon completes 36 of 50 passes for 371 yards and four first-half touchdowns.

January 29 – The Oilers name Buddy Ryan as the team's defensive coordinator.

July 2 – NFL Commissioner Paul Tagliabue rules in a dispute between the Oilers and Washington. Tagliabue completes a trade which sends Washington LB Wilber Marshall to Houston in exchange for the Oilers' third-round draft choice in 1994 and their fifth-round selection in 1995.

November 21 – RB Gary Brown explodes for 194 rushing yards to lead Houston to its fifth consecutive win, a 27-20 victory at Cleveland. Brown's rushing total is the highest by any AFC back in three years and the most by an Oiler in 13 years. His back-to-back running sum of 360 yards is also the team's best in 13 seasons. Brown becomes the first NFL back in ten years to gain over 100 yards in his first two career starts.

November 28 – In the Oilers' 23-3 Astrodome victory over the Steelers, WR Ernest Givins passes Drew Hill's 480 catches to become Houston's all-time leading receiver.

December 5 – As Houston captures its seventh straight win with a 33-17 home decision over Atlanta, the Oilers' defense forces seven turnovers (including a team record-tying six interceptions) for its highest such total in 16 years.

December 14 – Oilers DT Jeff Alm commits suicide following the death of his best friend in a traffic accident. The Oilers hold a memorial service for their teammate the following day.

December 19 – The Oilers clinch their second outright AFC Central Division championship with a 26-17 win over the Steelers at Three Rivers Stadium. Houston thus cements a playoff berth for the seventh consecutive season, the longest current streak in the NFL. The Oilers also become just the second team since the 1970 AFL-NFL merger to go undefeated within the AFC's Central Division (also 1975 Steelers). Against Pittsburgh, PK Al Del Greco surpasses the team record of 115 points in a single season.

December 28 – G Mike Munchak establishes an Oiler record by being named to the Pro Bowl for the ninth time (Elvin Bethea had eight appearances).

1994

January 2 – The Oilers close the regular season with their club record 11th consecutive win, a 24-0 shutout of the Jets in the Astrodome. The winning streak is the longest in the NFL in nine years as the Oilers become just the fifth team in league history to close a season with 11 straight victories. The Oilers also set a franchise record with 12 wins for the season and go undefeated in both November and December for just the third time ever. Amazingly, RB Gary Brown finished with 1,002 yards in just eight starts.

January 27 – The Oilers promote Assistant General Manager Floyd Reese to the position of Executive Vice-President/General Manager. Reese succeeds Mike Holovak, who assumes the title of Vice-President/Player Personnel and Scouting.

February 9 – Houston names Jeff Fisher as its new Defensive Coordinator, replacing Buddy Ryan, who left the Oilers to become General Manager/Head Coach of the Arizona Cardinals.

April 13 – The Minnesota Vikings announce that they have reached an agreement to acquire QB Warren Moon from the Oilers in exchange for draft choices.

August 15 – The Oilers defeat the Dallas Cowboys 6-0 before 112,376 fans at Azteca Stadium in Mexico City. The in-house attendance is the largest ever for an NFL game.

September 4 – WR Ernest Givins becomes Oilers' all-time receiving yardage leader, surpassing Drew Hill's mark of 7,477. Givins would end the

season with 7,935 yards on 542 career receptions.

November 6 – G Mike Munchak, who announced his retirement on July 21, 1994 to join the Oilers under the title of Assistant to Football Operations, is honored by Oiler Owner/President K.S. "Bud" Adams, Jr., by having his No. 63 jersey retired at halftime ceremonies of Oilers-Steelers game.

November 14 – After a 1-9 start, Head Coach Jack Pardee and Assistant Head Coach/Offense Kevin Gilbride are relieved of their duties. Jeff Fisher is elevated to title of Head Coach/Defensive Coordinator.

December 24 – Houston closes out season with 24-10 victory over the N.Y. Jets for Fisher's first win as a head coach.

1995

January 5 – Oilers announce that Jeff Fisher will remain as head coach, officially becoming the 15th head coach in franchise history.

January 17 – As his first hire, Fisher brings in Jerry Rhome under the title of Offensive Coordinator.

March 3 – The Oilers jump into the free-agent pool and sign the NFL's all-time leading kickoff returner, Mel Gray. Gray joins the Oilers after successful stints with the Detroit Lions and New Orleans Saints.

March 7 – The team announces five-year contract with KHTV/Channel 39 to broadcast Oilers' preseason games. The pact reunites the team and KHTV, which carried Oilers' preseason action in '89.

March 23 – Houston lures in one of the most coveted unrestricted free agents by signing C Mark Stepnoski from the Dallas Cowboys.

March 28 – The Oilers sign veteran QB Chris Chandler from the Rams.

April 22 – With the third overall choice in the draft, Houston selects Alcorn State QB Steve McNair.

July 25 – QB Steve McNair signs contract at press conference held at Oilers' training camp.

August 11 – Tennessee newspaper reports that Nashville Mayor Phil Bredesen is meeting with Oiler officials. Nashville is willing to build new stadium if it will attract a professional team. K.S. "Bud" Adams, Jr. and Bredesen execute an agreement that gives the City of Nashville a 70-day exclusive negotiating period with the Houston Oilers to build a stadium and relocate the team.

August 19 – Oilers-Chargers preseason game is canceled by NFL after field is deemed unplayable for safety reasons.

September 3 – The Oilers travel to Jacksonville and defeat the Jaguars 10-3 in the expansion team's inaugural game.

September 24 – QB Chris Chandler connects on 23 of 26 passes for 352 yards and four touchdowns, leading Oilers to a 38-28 win over the Bengals at Riverfront Stadium. Chandler's 88.46 completion percentage misses the NFL record by one completion. Chandler, who hooked up with rookie WR Chris Sanders on touchdown passes of 58 and 46 yards, is named AFC Offensive Player of the Week.

November 2 – Oilers' long-time equipment assistant Bill "Mojo" Lackey passes away after a massive stroke.

November 5 – Oilers win 37-10 over Browns and dedicate game to "Mojo" and his family. The win marks the Oilers' largest margin of victory at Cleveland since a 40-10 decision on Oct. 12, 1975.

November 12 – K.S. "Bud" Adams, Jr. and the Oilers announce the establishment of the Bill "Mojo" Lackey Memorial Award, which would be given to the player, coach or front office staff member that best exemplifies the qualities of the former equipment assistant. A \$10,000 check is given to the winner to be awarded to charity in his or her name.

November 16 – K.S. "Bud" Adams, Jr. and Nashville Mayor Phil Bredesen sign a relocation agreement to move the Oilers to Tennessee.

December 14 – G Bruce Matthews, S Blaine Bishop, CB Darryll Lewis and C Mark Stepnoski are selected to the Pro Bowl. Matthews sets the Oiler mark for consecutive selections with his eighth consecutive Pro Bowl honor.

December 17 – Paul "Hoss" Noska, equipment assistant, is honored with the first Bill "Mojo" Lackey Memorial Award.

1996

March 26 – Oilers sign veteran WR Willie Davis from the Kansas City Chiefs.

April 20 – After trading down in the first round (from 9th to 17th) to acquire extra picks from Oakland, General Manager Floyd Reese and Head Coach

HISTORICAL HIGHLIGHTS

McNAIR AND GEORGE

First round draft picks in consecutive years, QB Steve McNair (drafted in 1995) and RB Eddie George (drafted in 1996) became the centerpieces of a team that advanced to the playoffs in four of five years (1999, 2000, 2002, 2003). From 1997, McNair's first season as a starter, until Eddie George's final season as a Titan in 2003, the two combined to pull the franchise to new heights, including the team's first Super Bowl appearance (XXXIV).

The duo started in the same backfield 107 times during their seven seasons together and posted a 67-40 record (.626 winning percentage) in those games, and 5-4 in postseason. The 2003 season would be memorable for both as McNair was named Co-MVP of the NFL, becoming only the franchise's second player to garner the honor (Campbell in 1979) and George became the franchise's all-time leading rusher, passing Earl Campbell and becoming only the 17th running back to reach 10,000 career rushing yards.

Each player personified toughness with legendary stories told of McNair returning from injuries to lead his team to victory and George never missing a start in his eight year franchise career - 128 games - which represented the most consecutive starts in NFL history for a running back to start a career.

On June 12, 2019, Titans controlling owner Amy Adams Strunk announced that McNair's No. 9 jersey and George's No. 27 jersey would be retired by the club.

Jeff Fisher execute a trade with the Seattle Seahawks to move back up to the 14th spot in the 1996 draft to select Heisman Trophy winner Eddie George from Ohio State. Sent to the Seahawks in the trade was DT Glenn Montgomery.

April 30 – The National Football League approves the team's relocation to Nashville in a special owners' meeting held in Atlanta, Ga.

May 3 – Adding more weapons to the offense, the Oilers agree to terms with RB Ronnie Harmon from the San Diego Chargers.

May 7 – Voters of Davidson County in Nashville, Tenn., overwhelmingly approve a referendum held to decide on the use of public funding for a new downtown stadium.

October 20 – With a 22-yard field goal, K Al Del Greco sets the club record for most career field goals, surpassing K Tony Zendejas (117).

October 27 – Del Greco kicks the longest field goal in team history with a 56-yarder at the end of the first half versus the 49ers.

November 17 – In a clash with the Miami Dolphins, G Bruce Matthews becomes the Oilers' all-time leader in games played with his 211th contest, breaking Elvin Bethea's mark of 210. Matthews would go on to also set the team marks for most consecutive games played and started.

December 12 – G Bruce Matthews, S Blaine Bishop, C Mark Stepnoski and ST player John Henry Mills are selected to the Pro Bowl. Matthews extends the Oiler mark for consecutive selections (9) and ties G Mike Munchak for most overall selections (9).

December 15 – Oilers play their final game in Houston with a 21-13 loss to the Cincinnati Bengals in the Astrodome.

December 22 – RB Eddie George finishes the 1996 season with 1,368 yards rushing en route to Rookie of the Year accolades. In addition, George's ground totals were only 82 yards shy of RB Earl Campbell's rookie record of 1,450. On this day, George would also help the Oilers to a 24-21 win over the Baltimore Ravens for a franchise-best 6-2 road record.

1997

January 1 – The team promotes linebackers coach Gregg Williams to defensive coordinator.

January 3 – After relieving Jerry Rhome of his duties, the Oilers make wide receivers coach Les Steckel the team's offensive coordinator/quarterbacks

coach.

February 24 – Oilers trade QB Chris Chandler to the Atlanta Falcons for two 1997 draft choices (4th and 6th).

May 3 – City of Nashville holds ground-breaking ceremonies for the team's downtown stadium.

May 8 – After formulating an agreement earlier with Harris County (Houston), K.S. "Bud" Adams, Jr. and Astrodome USA owner Drayton McLane, Jr. reach a settlement for the final year of Oilers' lease at the Astrodome. Under appointed mediator Alice Oliver Parrott, the two sides clear the biggest step in the team's ability to play games in Tennessee for the 1997 season.

June 5 – Oilers reach agreement with Memphis Sports Authority, clearing the way for the team to play its games in the Liberty Bowl.

June 12 – Oilers hold press conference in Nashville to formally announce the club's intention to play the 1997 season in Tennessee, and introduce an inaugural patch and logo which merges the Oilers traditional "Oil derrick" with the Tennessee state flag.

July 18 – Oilers players report to Tennessee State University for their first training camp in the state of Tennessee. Also, Oilers sign DE Kenny Holmes, 1997 first-round selection, to a four-year contract.

July 19 – Oilers sign GM Floyd Reese to a four-year extension running through 2001 season.

August 2 – Oilers play first preseason game of 1997 season at Liberty Bowl in Memphis, falling to the New Orleans Saints 21-12.

August 9 – Oilers play their first ever game at Vanderbilt Stadium, an 18-12 preseason loss to Washington.

August 15 – Oilers move into their temporary training facility in Bellevue.

August 23 – Oilers promote Don MacLachlan to Executive Vice President of Marketing, Broadcasting, and Ticketing.

August 27 – Oilers sign free agent SS Blaine Bishop.

August 31 – Oilers open their inaugural season in the state of Tennessee with a 24-21 overtime win over the Oakland Raiders at Liberty Bowl. RB Eddie George ties Billy Cannon's franchise record for rushing yards in a game with 216 yards on 35 carries. With the game-winning field goal in overtime, K Al Del Greco becomes the Oilers all-time points leader, surpassing George Blanda's total of 596 points.

October 27 – In their first-ever trip to Arizona, the Oilers defeat the Cardinals 41-14.

November 27 – Oilers defeat Dallas 27-14 on Thanksgiving Day in front of a national-television audience. It marked the first regular season game in Texas for the Oilers since their move to Tennessee.

December 11 – G Bruce Matthews, RB Eddie George, and SS Blaine Bishop are selected to the Pro Bowl. Matthews extends the mark for consecutive selections (10) and surpasses G Mike Munchak for most overall selections (9).

December 14 – Oilers fall to the Baltimore Ravens 21-19 in the final game at Baltimore's Memorial Stadium. It marked the second time the Oilers closed the stadium, because on Dec. 18, 1983, the Oilers played at the Baltimore Colts in what would be their final game in Baltimore.

December 21 – Oilers close their inaugural season in Tennessee with an 8-8 record after a 16-6 win over Pittsburgh in Memphis.

1998

February 14 – Oilers agree to terms with free agent WR Yancey Thigpen from Pittsburgh.

February 19 – Oilers agree to terms with free agent P/K Craig Hentrich from Green Bay.

February 24 – Oilers reach agreement with Shelby County Sports Authority and Memphis Park Commission to be released from the final year of their lease at the Liberty Bowl.

March 4 – Oilers and Vanderbilt University reach tentative agreement for the Oilers to play at Vanderbilt Stadium for the 1998 season.

March 11 – Oilers agree to terms with free agent TE Jackie Harris from Tampa Bay.

April 16 – A tornado rips through Nashville, damaging three cranes and 10 portable trailers at the Oilers East Bank Stadium construction site.

April 18 – In the franchise's first draft as the Tennessee Oilers, the club selects WR Kevin Dyson from Utah with its first-round selection (16th

HISTORICAL HIGHLIGHTS

HOUSTON OILERS TO TENNESSEE TITANS

After trying unsuccessfully for many years to construct a deal with the city of Houston for a new football or multi-use stadium, Oilers owner K.S. "Bud" Adams, Jr. decided that moving his franchise to another city might be the only solution left to keep the team financially competitive. In the spring of 1995, research was completed and several cities were identified as desirable for relocation and at the top of the list was Nashville, Tenn.

In the summer of 1995, Adams contacted Nashville's mayor, Phil Bredesen, to see if the city would be interested in having the team relocate to the region. A 70-day exclusive negotiating period was agreed to and in November the two had signed a relocation agreement that would bring the Oilers to Nashville. In April of 1996, the NFL approved the team's relocation and on May 7th, the voters of Davidson County approved a referendum on using public funding for the new downtown stadium.

Dec. 15, 1996 would mark the Oilers final home game at the Astrodome in Houston – a 21-13 loss to Cincinnati in front of 15,131 fans. In May of 1997, the team reached a settlement with the Astrodome that let them escape the final year of the contract and allowing the team to play the 1997 season in Tennessee.

With the new stadium in Nashville still two years from completion, the team decided to play at Memphis' Liberty Bowl until the stadium was complete. The Tennessee Oilers opened their inaugural season in the state of Tennessee with a 24-21 overtime win over the Oakland Raiders at the Liberty Bowl in front only 30,000 fans.

The Oilers struggled with low attendance throughout the 1997 season and by March of 1998, the Oilers reached an agreement to play the 1998 season at Vanderbilt Stadium in Nashville. Crowds at Vanderbilt Stadium were an improvement from the previous year, but the team could only muster a 3-5 home mark. During the 1998 season, Adams announced the Oilers name would be retired and the team would be renamed the Titans as they entered their new stadium for the 1999 season.

In April of 1999, the team unveiled their new Titans uniforms and in August the team played its first game at Nissan Stadium (named Adelphia Coliseum at the time). The 1999 season ended with the franchise's first Super Bowl berth in the team's 40-year history. A total of 20 players endured the entire odyssey of playing in Houston in 1996, Memphis in 1997, Vanderbilt in 1998 and LP Field in 1999.



Bud Adams presents Nashville Mayor Phil Bredesen with an official team jersey.

overall) in the NFL Draft.

April 23 – Oilers finalize deal to play at Vanderbilt Stadium for the 1998 season.

May 15 – Oilers finalize deal to acquire land in MetroCenter for a permanent practice facility to be finished in the summer of 1999.

May 28 – Oilers reach agreement with Tennessee State University to hold the Oilers 1998 Training Camp on TSU's campus. It marks the first time in club history that the Oilers have had consecutive training camps outside the state of Texas.

July 29 – Owner K.S. "Bud" Adams, Jr., listens to the Tennessee fans and announces that he will change the name of the team. An advisory council is later formed to research names and a "Guess the Name" contest is introduced to fans to gain additional feedback.

Oct. 18 – Oilers win first home game in Nashville, a 44-14 victory over Cincinnati.

Oct. 29 – Former Oiler and nine-time Pro Bowl Guard Mike Munchak is announced among 76 nominees for the Pro Football Hall of Fame.

Sept. 12 – Oilers play first regular season home game in Nashville vs. San Diego Chargers.

Nov. 4 – First Oilers coach, Lou Rymkus, passes away at 78.

Nov. 14 – Oilers owner K.S. "Bud" Adams, Jr., announces that the Oilers will become the "Tennessee Titans" beginning in 1999. "We wanted a new nickname to reflect strength, leadership and other heroic qualities," Adams said.

Dec. 22 – Oilers owner K.S. "Bud" Adams, Jr., unveils new Tennessee Titans logo and colors, featuring the fire of the Titans and exemplifying power, strength, knowledge and excellence. "I feel we have developed a logo that fans throughout the state of Tennessee and around the country will embrace for years to come," Adams said.

Dec. 26 – Oilers era comes to end against Minnesota Vikings.

1999

January 1 – G Bruce Matthews and P Craig Hentrich earn All-Pro honors.

February 8 – G Bruce Matthews, P Craig Hentrich, RB Eddie George & TE Frank Wycheck represent AFC in Pro Bowl.

February 26 – Steve Walters (WR's) and Jim Washburn (DL) added to coaching staff.

April 13 – Titans unveil new uniforms and helmets before packed crowd at the new stadium.

April 17 – Titans make Florida DE Jevon Kearse their first selection in the 1999 NFL Draft.

May 3 – Veteran players tour stadium and practice facility. Mr. Adams presents pair of tickets to each stadium worker in appreciation of their hard work.

May 3 – George Henshaw promoted to Assistant Head Coach/Running game. Jim Schwartz added to staff as Defensive Assistant/Quality Control Coach.

May 8 – Final auditions determine first ever Titans cheerleading squad.

May 13 – 11-time Pro Bowl offensive lineman Bruce Matthews re-signs with team.

May 14 – Stadium lights turned on for 100-hour test.

May 17 – Titans announce that 1999 training camp will be held at Baptist



Eddie George, Frank Wycheck, Craig Hentrich and Blaine Bishop model the Titans' new uniforms in 1999.

HISTORICAL HIGHLIGHTS

HOME SWEET HOME

The newly-named Tennessee Titans opened their new stadium, Adelphia Coliseum (eventually to be named Nissan Stadium) with the regular season opener on Sept. 12, 1999 against the Cincinnati Bengals. The back and forth game would end with the Titans hanging on for a 36-35 win. The win would start a historic streak of 12 consecutive wins to open the new stadium. The 12 consecutive wins were the most in the modern era for a new stadium (Texas Stadium, 9 wins in 1971) and one short of the all-time record by the Buffalo Americans in 1920. The Titans first loss in their new home would come against the Baltimore Ravens on Nov. 12, 2000. The winning streak actually began in the spring of 1998, when a devastating tornado ripped through Nashville, but only gave a glancing blow to the under construction stadium and sparing it from destruction.

Sports Park in Bellevue.

May 18 – Stadium sod is laid down.

July 8 – Adelphia Coliseum name and logo are unveiled at a downtown ceremony.

July 23 – Titans name former Minnesota Senior Vice President Jeff Diamond President and Chief Operating Officer, and agree to terms with former Pittsburgh Pro Bowl quarterback Neil O'Donnell.

July 27 – The Titans sign their first-round draft selection, Florida DE Jevon Kearse, to a multi-year contract.

August 15 – The Tennessee franchise plays its first preseason game under the name Titans, a 22-20 loss at Kansas City. The game is the first in franchise history played in a uniform other than the Oilers.

August 27 – Titans defeat Atlanta, 17-3, in the first preseason game at Adelphia Coliseum.

September 2 – Owner K.S. "Bud" Adams, Jr. and his wife, Nancy, announce the creation of the Tennessee Titans Foundation, an organization established to serve the charitable interests of the state of Tennessee by providing financial support and other resources to non-profit organizations, enriching and strengthening communities throughout the state. Adams donates \$500,000 to start the foundation.

September 5 – Cornerback Darryll Lewis, the team leader in interceptions in each of the past five seasons, is released.

September 12 – Al Del Greco kicks a 33-yard field goal to lift the Titans to a 36-35 win over Cincinnati in the first regular season game and victory at Adelphia Coliseum. The win, in front of 65,272 fans, is the team's first as the Titans, and quarterback Steve McNair passes for a career-high 341 yards in the victory.

September 26 – The team wins its first road contest as the Titans, a 20-19 victory at Jacksonville sealed by a Samari Rolle interception in the end zone with under a minute remaining.

October 31 – Steve McNair returns after missing five games because of a back injury to lead the Titans to defeat the previously-unbeaten St. Louis Rams, 24-21 at Adelphia Coliseum. McNair is named Miller Lite NFL Player of the Week for his performance in the victory.

December 19 – Tennessee clinches the franchise's first playoff berth since 1993 with a 30-17 win over Atlanta at Adelphia Coliseum.

December 22 – G Bruce Matthews, RB Eddie George, DE Jevon Kearse and TE Frank Wycheck are named to the AFC team for the Pro Bowl. Matthews extends his franchise records for consecutive and overall selections (12), and Kearse becomes the first rookie defensive end



Faith Hill sings at inaugural game of the new stadium.

selected to the Pro Bowl in AFC history and the first in the NFL since 1978. **December 26** – Tennessee defeats Jacksonville for the fourth consecutive time, a 41-14 victory in which Steve McNair throws five touchdown passes. McNair earns his first AFC Offensive Player of the Week and his second Miller Lite NFL Player of the Week honor this season for his efforts. The win completes the first unbeaten home regular season in club history.

2000

January 8 – In a play known as the "Music City Miracle," Kevin Dyson returns a Frank Wycheck lateral on a kickoff return 75 yards for a touchdown, lifting the Titans to a 22-16 victory in the AFC Wild Card playoff game over the Buffalo Bills. The improbable play, which occurred with just 16 seconds remaining in the game, gives the franchise its first playoff win in Tennessee in addition to its first since 1993.

January 16 – Eddie George rushes for 162 yards, including a 68-yard touchdown run, as the Titans defeat the Indianapolis Colts, 19-16, in an AFC Divisional Playoff game at the RCA Dome.

January 23 – The Titans beat Jacksonville for the third time of the season and fifth consecutive time, using 23 second-half points en route to a 33-14 win at Alltel Stadium in Jacksonville. Steve McNair runs for two touchdowns and Derrick Mason returns a kickoff 80 yards in the win. The win sends Tennessee to its first Super Bowl in franchise history and its first AFC/AFL Championship since 1961.

January 30 – The Titans fall short in their quest to win Super Bowl XXXIV, as Kevin Dyson is stopped one yard short of the end zone on the final play of the game in a 23-16 St. Louis Rams victory.



Kevin Dyson races down the sideline in the Music City Miracle.



The Titans battle the Rams at Super Bowl XXXIV in Atlanta.

February 16 – The Titans sign unrestricted free agents LB Randall Godfrey (Dallas) and T Fred Miller (St. Louis).

March 7 – Mike Heimerdinger is named offensive coordinator, replacing Les Steckel.

March 13 – Craig Johnson (quality control/offense) and Ronnie Vinklerak (quality control/defense) are added to the coaching staff, while Jim Schwartz is promoted to linebackers coach.

June 15 – The Titans extend the contract of Head Coach Jeff Fisher and expand his title to Executive Vice President.

July 19 – The Titans extend the contract of RB Eddie George.

August 14 – The Titans host Monday Night Football for the first time since moving to Tennessee. A sell-out crowd of 68,072 at Adelphia Coliseum watch the Titans defeat St. Louis, 30-3, in a preseason Super Bowl XXXIV rematch.

October 16 – The Titans host their first regular season Monday Night Football game at Adelphia Coliseum, a 27-13 victory over the Jacksonville Jaguars.

November 12 – Tennessee's NFL record of 12 consecutive victories to

HISTORICAL HIGHLIGHTS

open a new stadium ends in a 24-23 loss to the Baltimore Ravens.

December 14 – S Blaine Bishop, RB Eddie George, T Brad Hopkins, DE Jevon Kearse, KR Derrick Mason, G Bruce Matthews, CB Samari Rolle and TE Frank Wycheck are named to the AFC team for the Pro Bowl. QB Steve McNair is added as an alternate, giving the Titans nine players on the Pro Bowl roster, the most for the franchise since nine players were selected in 1992.

December 17 – At Cleveland, Bruce Matthews passes brother Clay on NFL games played list at 279 games. Both are honored in pre-game ceremony.

December 25 – The Titans clinch the AFC Central Division Championship with a 31-0 victory against the Dallas Cowboys, earning a 13-3 record for the second-consecutive season and home-field advantage throughout the playoffs. The defensive unit finishes the season ranked first overall in the NFL.

2001

January 7 – Baltimore defeats the Titans, 24-10, in an AFC Divisional Playoff game at Adelphia Coliseum.

February 1 – Defensive coordinator Gregg Williams is hired as head coach of the Buffalo Bills.

February 2 – Jim Schwartz is promoted to defensive coordinator.

February 6 – Gunther Cunningham, former Kansas City Chiefs head coach, is named assistant head coach defense/linebackers.

March 2 – The Titans re-sign unrestricted free agent WR/KR Derrick Mason, who set an NFL record in 2000 with 2,690 all-purpose yards.

March 7 – The Titans agree to terms with unrestricted free agent K Joe Nedney from the Carolina Panthers.

March 28 – The Titans agree to trade their first pick (29th overall) in the 2001 NFL Draft to the St. Louis Rams for defensive end Kevin Carter.

May 22 – The NFL announces its plans to realign divisions beginning in 2002, placing the Titans in the new AFC South with the Jacksonville Jaguars, Indianapolis Colts and expansion Houston Texans.

August 4 – Mike Munchak, Titans offensive line coach and former Houston Oilers guard, is inducted in the Pro Football Hall of Fame after being selected for enshrinement on Jan. 27.

September 25 – Former Nashville Kats (Arena Football League) Head Coach Pat Sperduto is hired as director of arena football league operations.

October 7 – Starting at center in Baltimore, Bruce Matthews plays in his 283rd NFL game and surpasses Jim Marshall for first place on league's all-time list for games played among non-kickers.

December 30 – Eddie George records a season-high 130 yards rushing against Cleveland, marking the 30th 100-yard game of his career. Additionally, George becomes the first RB in franchise history to post 200 career pass receptions.

2002

January 2 – Bruce Matthews is named to his 14th consecutive Pro Bowl, tying him with Merlin Olsen for the most Pro Bowl selections in league history. Jevon Kearse also is selected for the third consecutive year.

April 5 – The team begins its fifth annual Tennessee Titans Caravan. With 16 players plus staff participating, Titans Caravan V goes on to make 64 stops, including 27 schools, in Tennessee, Kentucky and Alabama over a two-week period.

April 20 – The Titans select DT Albert Haynesworth with their first pick (15th overall) in the 2002 NFL Draft.

April 30 – Titans owner K.S. "Bud" Adams announces that he has purchased an expansion Arena Football League team that will begin play in Nashville in 2004. The team will keep the name of the previous AFL team that played in Nashville, the Nashville Kats.

May 15 – The Titans reach an agreement with Citadel Communications to move the Titans' flagship radio station to Nashville's 103 WKDF (103.3 FM).

June 4 – The Titans reach a tentative agreement with Adelphia Business Solutions to have Adelphia's name removed from the coliseum, pending court approval.

July 15 – Offensive lineman Bruce Matthews officially announces his NFL retirement from the offices of Titans owner K.S. "Bud" Adams, Jr., in Houston, Texas

December 1 – RB Eddie George becomes franchise's all-time leading rusher, passing Earl Campbell, in victory at New York Giants.

December 8 – Former Titans/Oilers offensive lineman Bruce Matthews is inducted into Titans' Hall of Fame and has his jersey retired during special halftime ceremony during Colts game.

December 22 – Titans clinch inaugural AFC South Division with 28-10 victory at Jacksonville.

December 29 – Titans go undefeated in inaugural AFC South division with 13-3 victory at Houston, securing a first-round bye in playoffs. The Titans become NFL's third team to advance to playoffs after starting their season 1-4.

2003

January 1 – QB Steve McNair finishes third in league MVP voting behind Rich Gannon and Brett Favre.

January 11 – Titans defeat Steelers 34-31 in bruising AFC Divisional Playoff Game.

January 19 – Titans play in franchise's fourth AFC Championship Game, but fall short at Oakland, 41-24.

January 25 – Former Houston Oilers DE Elvin Bethea named to the Pro Football Hall of Fame's 2003 class.

February 3 – Head coach Jeff Fisher coaches the AFC to a 45-20 victory in Pro Bowl.

February 7 – Titans president Jeff Diamond signs a new one-year contract.

June 25 – Head coach Jeff Fisher agrees to terms on a long-term contract extension.

December 7 – Frank Wycheck becomes the fourth tight end in NFL history to record 500 career receptions in Tennessee's 29-27 loss at home to Indianapolis.

December 7 – WR Derrick Mason catches six passes for 64 yards at home vs. Indianapolis to record his third consecutive 1,000-yard receiving season.

December 18 – The NFL announces that four Titans are going to the 2004 Pro Bowl – QB Steve McNair (named the starter), along with LB Keith Bulluck, WR Derrick Mason, and P Craig Hentrich. OT Brad Hopkins would later be named to the Pro Bowl as a reserve.

December 21 – QB Steve McNair leads a miraculous comeback at Houston, throwing the game-winning touchdown to Drew Bennett with 17 seconds left in Tennessee's 27-24 victory on the road. In the process, McNair surpasses 3,000 passing yards for the season, joining Warren Moon as only the second QB in franchise history to do so four times.

December 28 – Recently re-signed QB Neil O'Donnell starts following injuries to Steve McNair and Billy Volek. He threw for 232 yards and a pair of touchdowns in Tennessee's season-ending 33-13 victory over the defending Super Bowl Champion Tampa Bay Buccaneers. It marked O'Donnell's last NFL game as he would announce his retirement following the season. Eddie George becomes the 17th running back in NFL history to record 10,000 rushing yards in the team's victory over the Bucs. George rushes for 87 yards to push him over the 1,000-yard rushing mark for the seventh time in his eight NFL seasons. It marked the final regular season game and the final home game for George as a Titan.

2004

January 2 – QB Steve McNair named NFL's co-MVP along with Colts QB Peyton Manning. Each player receives 16 votes from a national panel of 50 journalists.

January 3 – Titans defeat Ravens 20-17 in AFC Wild Card Playoff Game in Baltimore.

January 10 – Titans fall at New England in AFC Divisional Playoff Game, the coldest playoff game in franchise history (four



Joe Nedney's field goal beats Steelers.



Steve McNair is named NFL co-MVP at the conclusion of the 2003 season.

HISTORICAL HIGHLIGHTS



Eddie George salutes the fans following his final home game as a Titan.

degrees, minus 10 wind chill).

January 11 – K Gary Anderson, the NFL's all-time leading scorer (2,346 points), announces his retirement after 22 seasons.

January 20 – Titans owner K.S. "Bud" Adams re-assumes team president role after Jeff Diamond's contract expires.

January 23 – TE Frank Wycheck announces his retirement from the NFL after 11 seasons in the league.

April 24 – Titans select a league-high 13 players in the 2004 NFL Draft, including three players in the second round (the team traded its first-round pick) – TE Ben Troupe, DE Travis LaBoy and DE Antwan Odom.

July 22 – Titans release RB Eddie George.

September 11 – The Titans season opener at Miami is played on Saturday instead of Sunday due to impending Hurricane Ivan. Titans running back Chris Brown rushes for 100 yards in his first NFL start en route to the team's 17-7 victory.

October 11 – On Monday Night Football, Steve McNair quarterbacks the Titans to a 48-27 victory over Green Bay to give him 71 career wins as a starter, surpassing Warren Moon's previous franchise record of 70 victories. The 48 points set a Lambeau Field record for a visiting team. Also in the game, running back Chris Brown carries 27 times for 148 yards and two touchdowns, joining Stump Mitchell (St. Louis Cardinals) and Don Calhoun (New England Patriots) to become the third player in NFL history to gain 100 or more rushing yards in four of his first five NFL starts.

December 13 – Running back Chris Brown totals 91 yards against Kansas City to become the franchise's eighth player to eclipse 1,000 season rushing yards. He finishes the season with 1,067 yards on 220 carries.

December 19 – Titans quarterback Billy Volek becomes fourth quarterback in NFL history to pass for 400 or more yards in two consecutive games after passing for 426 yards against Kansas City (12/13) and 492 yards at Oakland (12/19). The 918-yard total is the second-best two-game total in NFL history behind Phil Simms' record of 945 yards (1985).

2005

January 28 – The Arena Football League's Nashville Kats begin play under owner K.S. "Bud" Adams, Jr., winning 47-38 at the Columbus Destroyers.

February 9 – University of Southern California assistant Norm Chow is hired as Titans offensive coordinator after a 32-year career in college football.

February 21 – Titans part ways with six veterans – K Joe Nedney, DE Kevin Carter, CB Samari Rolle, RB/FB Robert Holcombe, T Fred Miller and WR Derrick Mason – due to salary cap concerns.

April 23 – Titans select West Virginia cornerback Adam "Pacman" Jones with the sixth overall pick in the 2005 NFL Draft.

May 6 – Titans owner K.S. "Bud" Adams, Jr. pledges \$600,000 over three years for scholarship program that provides money for college for one student-athlete from every high school in Tennessee.

September 6 – Through his foundation, quarterback Steve McNair organizes a relief drive for victims of Hurricane Katrina. Titans fans respond in droves, arriving at LP Field to fill over 20 tractor trailers worth of goods to be sent to the Gulf Coast region.

September 18 – Titans General Manager Floyd Reese becomes the first GM in team history to record 100 wins as the Titans defeat the Ravens by

a score of 25-10.

October 9 – Head Coach Jeff Fisher becomes the 34th coach in NFL history and the first in franchise history to notch 100 wins as the Titans win at Houston by a score of 34-20. Also in the game, quarterback Steve McNair became the 49th player in NFL history and second player in franchise history to reach 25,000 career passing yards.

2006

February 12 – Titans defensive end Kyle Vanden Bosch plays in his first career Pro Bowl. In his first season with the Titans, Vanden Bosch finished fourth in the NFL with 12.5 sacks, the most by a team member since 1999.

February 24 – K.S. "Bud" Adams, Jr. is inducted into the Tennessee Sports Hall of Fame.

March 13-15 – After a delay to the start of the NFL year due to collective bargaining talks between the league and the NFL Players Association, the Titans strike quickly in the initial days of free agency. They agree to terms with four veteran unrestricted free agents – linebacker David Thornton (Indianapolis), wide receiver David Givens (New England), center Kevin Mawae (N.Y. Jets) and safety Chris Hope (Pittsburgh) – within a three day span.

April 29 – Titans select quarterback Vince Young out of the University of Texas with the third overall pick in the 2006 NFL Draft.

June 6 – Titans and Louisiana Pacific Corporation reach an agreement on a new naming rights sponsorship that calls for the team's home stadium to be named LP Field. LP obtains the naming rights for 10 years.

June 9 – Titans trade quarterback Steve McNair to the Baltimore Ravens in exchange for a fourth-round draft choice in 2007.

June 14 – Offensive tackle Brad Hopkins announces his retirement from the NFL. Hopkins retires after playing in 194 games, the third-most in franchise history at the time (Matthews, Bethea). His 188 starts were the second-most in team history for an offensive lineman (Matthews).

July 29 – Titans sign first-round pick, QB Vince Young.

August 26 – Steve Underwood promoted to Senior Executive Vice President/Chief Operating Officer.

August 5 – Former Houston Oilers QB Warren Moon is inducted into the Pro Football Hall of Fame.

November 26 – Trailing 21-0 entering the fourth quarter, Vince Young leads the Titans to 24 unanswered points, posting the largest comeback by a rookie QB in NFL history. Rob Bironas' 49-yard field goal caps the stunning victory over the Giants at LP Field.

December 3 – Rob Bironas kicks franchise-long 60-yard field goal to beat the Colts, 20-17, at LP Field. The 60-yarder tied Steve Cox and Morten Andersen for the fourth-longest field goal in NFL history.

December 10 – Vince Young returns to his hometown and runs for a 39-yard touchdown in overtime to defeat the Texans, 26-20, at Reliant Stadium.

December 31 – Titans exercise 2007 option on head coach Jeff Fisher's contract.

2007

January 3 – Vince Young named the Associated Press Offensive Rookie of the Year.

January 5 – After 13 seasons at the helm, Floyd Reese resigns as general manager of the Titans.

February 1 – Vince Young named Diet Pepsi NFL Rookie of the Year.

February 3 – Former offensive lineman Bruce Matthews becomes the first franchise player that wore the Titans uniform to be voted into the Pro Football Hall of Fame.

February 10 – Vince Young becomes the first rookie quarterback in NFL history to play in the Pro Bowl.

February 12 – Titans name former Oilers safety Mike Reinfeldt the team's new General Manager.

February 28 – Vincent Marino hired from NFL office as Senior Director of Football Administration.

April 10 – NFL suspends Adam "Pacman" Jones for 2007 season.

April 28 – Titans select Texas DB Michael Griffin with the 19th overall pick in the NFL Draft.

August 4 – Bruce Matthews inducted into Pro Football Hall of Fame.

HISTORICAL HIGHLIGHTS

August 4 – NFL Commissioner Roger Goodell visits Titans training camp.
September 24 – Keith Bulluck intercepts a career-high three passes as the Titans cruise to a 31-14 victory at New Orleans on Monday Night Football.
October 21 – Rob Bironas kicks an NFL-record eight field goals, including a game-winning 29-yarder, as the Titans defeat the Houston Texans 38-36 at Reliant Stadium.
December 30 – Titans win last three regular season games, including a 16-10 victory at Indianapolis in the season finale to clinch the AFC's final playoff spot and the team's first postseason berth since 2003.

2008

January 6 – Vince Young becomes the youngest quarterback in franchise history to start in playoffs as the Titans fall 17-6 at San Diego in an AFC Wild Card game.
January 15 – Titans release offensive coordinator Norm Chow of his duties.
January 17 – Titans hire Mike Heimerdinger as offensive coordinator.
February 10 – Albert Haynesworth, Kyle Vanden Bosch and Rob Bironas play in Pro Bowl.
February 20 – Titans use franchise tag on DT Albert Haynesworth.
March 6 – Titans sign former Eagles DE Jevon Kearse as unrestricted free agent.
March 27 – Veteran guard Benji Olson announces retirement after 10 NFL seasons.
April 5 – Titans unveil new logo to celebrate team's 10th anniversary.
April 17 – Titans hold press conference honoring retirement of former franchise QB Steve McNair.
April 26 – Titans select East Carolina RB Chris Johnson with first pick (24th overall) in NFL Draft.
April 26 – Titans trade CB Pacman Jones to Dallas Cowboys for fourth-round draft pick and additional considerations (resulted in 4th-round pick in 2009 from Titans to Cowboys).
July 25 – The Titans reach a one-year contract agreement with franchised free agent defensive tackle Albert Haynesworth.
September 7 – On the same day Titans owner K.S. "Bud" Adams, Jr. is added to the Titans/Oilers Hall of Fame, he unveils a Titans/Oilers Ring of Honor at LP Field during the season opener against Jacksonville. The initial members of the Ring of Honor include Adams, Elvin Bethea, George Blanda, Earl Campbell, Mike Holovak, Ken Houston, Mike Munchak, Jim Norton, Warren Moon and Bruce Matthews.
September 21 – Cornerback Cortland Finnegan sets a club record with a 99-yard INT return for a TD in a win against the Houston Texans.
September 28 – A 30-17 victory over the Minnesota Vikings at LP Field gives the Titans four consecutive wins to open the season for the first time in franchise history.
October 19 – In a 34-10 victory at Kansas City, the Titans set a franchise rushing record with 332 rushing yards, including 168 yards by Chris Johnson and 149 yards by LenDale White.
October 27 – At halftime of a Monday night game against the Colts at LP Field, the Titans induct Steve McNair, Eddie George and Frank Wycheck to the Titans/Oilers Hall of Fame and the Ring of Honor.
November 2 – On a day in which the Titans win in overtime against the Green Bay Packers, the club celebrates its 100th consecutive sellout at LP Field, including every preseason, regular season and playoff game from the time the stadium opened in 1999.
November 16 – With a 24-14 win at Jacksonville, the Titans win their 10th consecutive game to open the 2008 season and their 13th consecutive regular season game dating back to the last three regular season games of 2007.
November 27 – At Detroit on Thanksgiving, the Titans defeat the Lions 47-10, the team's seventh-highest margin of victory of all-time and Detroit's highest margin of defeat on Thanksgiving.



Jevon Kearse celebrates the Titans' 10-0 start in 2008.

December 7 – The Titans clinch the AFC South title with a 28-9 victory over the Cleveland Browns at LP Field. It is the ninth division crown in club history.
December 16 – Six Titans are selected to the Pro Bowl – center Kevin Mawae, left tackle Michael Roos, running back Chris Johnson, defensive tackle Albert Haynesworth, safety Chris Hope and cornerback Cortland Finnegan. Additionally, quarterback Kerry Collins and safety Michael Griffin are named to the roster at a later date as alternates.
December 31 – The Titans defeat the Pittsburgh Steelers 31-14 to secure home-field advantage throughout the AFC Playoffs and tie the franchise record for most regular season wins (13).

2009

February 1 – Nancy Adams, co-owner, vice chairman of the board and wife of K.S. "Bud" Adams, Jr., passes away in Houston at the age of 84.
February 12 – Chuck Cecil is elevated from secondary coach to defensive coordinator, replacing Jim Schwartz, who was hired as head coach by the Detroit Lions.
April 1 – The Titans unveil a new logo to celebrate the club's 50th season, incorporating the Oilers' oil derrick logo with the fireball logo and the number 50.
March 2 – The Titans sign unrestricted free agent wide receiver Nate Washington from the Pittsburgh Steelers.
April 25 – The Titans select Rutgers WR Kenny Britt with the 24th overall selection in the 2009 NFL Draft, the first of 11 Titans draft choices.
July 4 – Former Titans quarterback Steve McNair is shot and killed in Nashville.
July 8-9 – The Titans open LP Field to the public for fans to pay their respects to Steve McNair. On July 9, a memorial service is held at Mt. Zion Baptist Church in Whites Creek, Tenn.
July 11 – After a funeral service at Reed Green Coliseum in Hattiesburg, Miss., Steve McNair's body is laid to rest at Griffith Cemetery, approximately 20 miles from his home in Mt. Olive, Miss.
August 3 – The Titans celebrate the 50th anniversary (Aug. 3, 1959) of K.S. "Bud" Adams, Jr.'s announcement of Houston's entry in the American Football League.
August 6 – The Titans announce that they will wear a "9" helmet sticker during the season to honor the late Steve McNair. The sticker appears on the back of the helmet and remains in place throughout the entire 2009 season.
August 9 – In a 21-18 Hall of Fame Game victory over the Buffalo Bills in Canton, Ohio, the Titans debut their 50th anniversary "legacy" uniforms. They wear the uniforms a total of four times in 2009.
October 18 – The Titans suffer the worst loss in franchise history at New England, losing 59-0 in their sixth consecutive loss to open the season. After a bye the next week, they win five consecutive games and finish at 8-8, becoming the only team in NFL history to win more than six games after starting the season at 0-6.
November 1 – At LP Field, Chris Johnson rushes for 228 yards in a victory over the Jacksonville Jaguars to set a new franchise single-game rushing record.
November 29 – Quarterback Vince Young leads a 99-yard drive in the final minutes of a game against the Arizona Cardinals to give the Titans a 20-17 win at LP Field. Young connects with rookie wide receiver Kenny Britt on a 10-yard touchdown pass as time expires.

2010

January 3 – With a 134-yard rushing performance in the season finale at Seattle, running back Chris Johnson becomes the sixth player in NFL history to reach 2,000 rushing yards in a season. Totalling 2,006 yards on 358 carries, he joined Eric Dickerson, Jamal Lewis, Barry Sanders, Terrell Davis and O.J. Simpson as the only players to accomplish the feat. He also set a new team single-season rushing record (Earl Campbell), and he became the NFL's new single-season leader in total yards from scrimmage (2,509), surpassing Marshall Faulk's former record. The Titans defeat the Seahawks 17-13.
January 13 – Running back Chris Johnson is named Associated Press NFL Offensive Player of the Year.

HISTORICAL HIGHLIGHTS



Johnson poses with offensive players and coaches after becoming just the sixth player in NFL history to reach 2,000 yards rushing in a season.

February 18 – The Titans' all-time leading punter, Craig Hentrich, announces his NFL retirement.

April 22 – The Titans select Georgia Tech defensive end Derrick Morgan with the 16th overall pick in the NFL Draft.

October 24 – The Titans open the season with a 5-2 start after defeating the Philadelphia Eagles 37-19. Wide receiver Kenny Britt amasses the fifth-most receiving yards in franchise history with 225 yards on a career-high seven receptions with three touchdowns.

November 21 – Marc Mariani returns a punt 87 yards for a touchdown against Washington becoming just the second Titans/Oilers player to record a punt return and a kickoff return for touchdowns in the same regular season.

2011

January 21 – The Titans release defensive coordinator Chuck Cecil of his duties.

January 28 – The Titans and head coach Jeff Fisher agree to part ways.

February 7 – The Titans name Mike Munchak the 16th head coach in franchise history.

February 8 – The Titans release offensive coordinator Mike Heimerdinger of his duties.

February 12 – The Titans hire Jerry Gray as defensive coordinator.

February 15 – The Titans hire Chris Palmer as offensive coordinator.

March 4 – The Collective Bargaining Agreement between the NFL and the Players Association expires.

March 11 – NFL players are locked out of team facilities due to the collective bargaining stalemate between the clubs and NFL Players Association.

April 28 – The Titans select Washington quarterback Jake Locker with the eighth overall pick in the NFL Draft.

July 25 – The lockout ends after a new CBA is reached.

July 28 – The Titans terminate quarterback Vince Young's contract.

July 29 – On the day players report to training camp, the Titans sign unrestricted free agent quarterback Matt Hasselbeck. In total, within a week of the lockout ending, the Titans sign contracts with nine draft choices, 14 rookie free agents, three restricted free agents and eight unrestricted free agents.

September 1 – The Titans and Chris Johnson agree to terms on a new, multi-year contract, ending the running back's holdout.

September 18 – Mike Munchak notches his first victory as a head coach as the Titans defeat the Baltimore Ravens 26-13 at LP Field.

October 19 – The Titans and Nashville Mayor Karl Dean announce proposed renovation plans for LP Field, including much larger and sharper video screens, a greatly enhanced sound system, elevators to provide service for upper deck seat holders, and general improvements to LP Field infrastructure. The team announces that the improvements would not require new revenues, but instead will be covered by user fees already being collected.

December 7 – Metro Council approves a bond issuance of up to \$28 million to finance renovations at LP Field.

2012

January 1 – With a 23-22 victory in the season finale at Houston, the franchise records its 400th all-time win in the regular season and playoffs, all under the ownership of K.S. "Bud" Adams, Jr. In the victory, Matt Hasselbeck eclipses 3,500 passing yards on the season and Nate Washington reaches the 1,000-yard receiving mark. Additionally, Chris Johnson records 1,000 rushing yards for the fourth consecutive season.

January 18 – The Titans elevate Mike Reinfeldt to senior executive vice president/chief operating officer and Ruston Webster to executive vice president/general manager. Lake Dawson is promoted to vice president of player personnel.

February 4 – Titans Owner K.S. "Bud" Adams, Jr. is named the first winner of the NFL's Salute To Service Award. Adams is recognized at the NFL Honors event for his outstanding efforts in supporting U.S. service members and veterans.

March 5 – The Titans use the franchise tag on safety Michael Griffin, who was scheduled to become an unrestricted free agent on March 13.

April 26 – The Titans select Baylor wide receiver Kendall Wright with the 20th overall pick in the 2012 NFL Draft.

June 19 – The Titans reach an agreement with franchise player Michael Griffin on a long-term contract.

July 30 – Wide receiver O.J. Murdock is found dead in Tampa, Fla., of a self-inflicted wound.

August 3 – Former Titans linebacker Keith Bulluck announces his retirement from the NFL during a press conference at Baptist Sports Park.

September 23 – In a 44-41 overtime victory over the Detroit Lions, the Titans become the first team in NFL history to score five touchdowns of 60 yards or longer in a game, reaching the end zone on a punt return by Tommie Campbell, a kickoff return by Darius Reynaud, a fumble return by Alterraun Verner and touchdown receptions by Jared Cook and Nate Washington. Locker passes for 378 yards in his first career win as a starter.

November 26 – The Titans dismiss offensive coordinator Chris Palmer and name quarterbacks coach Dowell Loggains as the new offensive coordinator.

December 17 – In a 14-10 victory over the New York Jets on *Monday Night Football*, Chris Johnson sets a franchise record with a 94-yard touchdown run.

December 30 – The Titans defeat the Jacksonville Jaguars 38-20 and become the first team in NFL history with two punt return touchdowns (both by Darius Reynaud) and two interception return touchdowns (both by Zach Brown) in the same game. They also become only the second team in NFL history with four total return touchdowns in a game.

December 31 – Mike Reinfeldt is dismissed as senior executive vice president/chief operating officer.

2013

February 2 – Former Oilers defensive tackle Curley Culp is selected for enshrinement in the Pro Football Hall of Fame.

March 14 – The Titans sign tight end Delanie Walker as an unrestricted free agent from the San Francisco 49ers.

April 1 – Former Oilers head coach Jack Pardee passes away.

July 11 – Titans team headquarters is renamed Saint Thomas Sports Park after Saint Thomas Hospital announces it is renaming its Baptist Hospital properties.

October 18 – Former Oilers head coach Bum Phillips passes away.

October 21 – At his home in Houston, Titans Founder, Owner, Chairman of the Board, President and CEO K.S. "Bud" Adams, Jr. passes away from natural causes at the age of 90. Called a "pioneer and innovator" by NFL Commissioner Roger Goodell upon his death, Adams was in his 54th year leading the organization.

October 28 – K.S. "Bud" Adams, Jr. is entombed at Forest Park Westheimer Cemetery in Houston.

October 29 – The Titans announce Tommy Smith will be team president and chief executive officer; Susie Adams Smith and Amy Adams Hunt will serve as co-chairpersons; and Kenneth Adams IV will join the Titans board as a director.

HISTORICAL HIGHLIGHTS

2014

January 4 – The Titans and head coach Mike Munchak agree to part ways.

January 13 – San Diego Chargers offensive coordinator and former Arizona Cardinals head coach Ken Whisenhunt is hired as the 17th head coach in Titans/Oilers history.

April 4 – The Titans release running back Chris Johnson.

May 8 – The Titans select Michigan tackle Taylor Lewan with the 11th overall pick in the 2014 NFL Draft.

2015

March 20 – President and CEO Tommy Smith announces he is retiring from that role. The Titans begin the search process for a new team CEO/ president and install Steve Underwood as interim president.

April 30 – The Titans select Oregon quarterback Marcus Mariota with the second overall pick in the 2015 NFL Draft.

June 25 – The Titans and Nissan announce a 20-year agreement to rename the team's home venue Nissan Stadium.

September 1 – Following a bout with cancer, 85-year-old Titans scout C.O. Brocato dies. Brocato spent 40 years with the organization after joining the club in 1975.

September 13 – Quarterback Marcus Mariota makes his regular season debut, completing 13 of 15 passes for 209 yards with four touchdowns and no interceptions (158.3 passer rating). He becomes the second rookie in NFL history to throw four touchdown passes in a season opener, joining Fran Tarkenton (1961).

November 3 – The Titans relieve head coach Ken Whisenhunt of his duties and name assistant head coach/tight ends Mike Mularkey as interim head coach for the remainder of the season.

2016

January 4 – The Titans relieve general manager Ruston Webster of his duties. Steve Underwood is named as the team's president and chief executive officer on a permanent basis, with the interim tag removed from his title.

January 14 – The Titans hire Tampa Bay Buccaneers director of player personnel Jon Robinson as general manager.

January 16 – Mike Mularkey is named as the 18th head coach in franchise history, taking over the role after serving the final nine games of 2015 as the interim head coach.

April 14 – Two weeks prior to the 2016 NFL Draft, the Titans trade the first overall pick to the Los Angeles Rams. The Titans also deal a fourth-round pick and a sixth-round pick in the deal. In exchange, the Titans receive a first-round pick (15th overall), a pair of second-round picks and a third-round pick in 2016, plus the Rams' 2017 first- and third-rounders.

December 20 – Running back DeMarco Murray, tight end Delanie Walker, tackle Taylor Lewan, outside linebacker Brian Orakpo and defensive tackle Jurrell Casey are named to the Pro Bowl, giving the Titans five or more Pro Bowl selections for the first time since 2008.

2017

January 5 – Jon Robinson is promoted to executive vice president/general manager.

April 27 – The Titans select wide receiver Corey Davis (fifth overall) and cornerback Adoree' Jackson (18th overall) in the first round of the 2017 NFL Draft, marking the first time the team makes two picks in the first round since 1987.

December 19 – Defensive tackle Jurrell Casey, punter Brett Kern and tackle Taylor Lewan are named to the Pro Bowl. Safety Kevin Byard, special teamer Brynden Trawick and tight end Delanie Walker are later named to the squad, giving the Titans five or more Pro Bowl selections in consecutive seasons.

December 31 – The Titans clinch their 22nd playoff berth in franchise history with a 15-10 victory over the Jacksonville Jaguars in the regular season finale at Nissan Stadium.

2018

January 6 – The Titans open the NFL postseason with a 22-21 win over the Kansas City Chiefs at Arrowhead Stadium, giving the franchise its first



Controlling owner Amy Adams Strunk, along with current and former Titans players, unveiled the team's new uniforms on April 4, 2018.

postseason win since Jan. 3, 2004. After the Titans trailed 21-3 at the start of the second half, their victory tied for the second-largest comeback by a road team in NFL playoff history.

January 15 – The Titans and head coach Mike Mularkey agree to part ways.

January 20 – Houston Texans defensive coordinator Mike Vrabel is hired as the 19th head coach in Titans/Oilers history.

February 3 – Former Oilers outside linebacker Robert Brazile is elected to the Pro Football Hall of Fame (inducted Aug. 4, 2018).

April 4 – In downtown Nashville, the Titans unveil new uniforms in front of an estimated audience of 15,000-20,000 fans. The event marked the first significant uniform alterations for the club since 1999.

May 23 – In Atlanta at the annual Spring League Meeting, the NFL announces that the 2019 NFL Draft will take place in Nashville.

September 9 – The Titans and Dolphins open the 2018 season with a seven-hour, 10-minute contest, the longest NFL game since the 1970 merger. The game features two separate lightning delays that totaled three hours and 59 minutes.

October 21 – The Titans travel to London to face the Los Angeles Chargers at Wembley Stadium. The contest marks the franchise's first regular season game at an overseas location.

December 6 – Running back Derrick Henry sets a franchise record with 238 rushing yards and ties a franchise mark with four rushing touchdowns, including an NFL-record-tying 99-yard rushing score against Jacksonville.

December 20 – Defensive tackle Jurrell Casey, punter Brett Kern and tackle Taylor Lewan are named to the Pro Bowl.

2019

February 2 – Former Titans center Kevin Mawae is elected to the Pro Football Hall of Fame (inducted Aug. 3, 2019).

April 25-27 – The 2019 NFL Draft is held in downtown Nashville. Nashville shatters a draft record with more than 600,000 fans attending during the three-day event and sets another draft record with more than 47.5 million television viewers. For the city of Nashville, the event generated a record \$133 million in direct spending, a 79 percent increase over the previous draft in Dallas (\$74 million). The economic impact was another record-breaker at \$224 million, also a 79 percent increase over the \$125 million in 2018.

April 25 – The Titans select Mississippi State defensive lineman Jeffery Simmons with the 19th overall pick in the first round of the 2019 NFL Draft.

June 12 – Titans controlling owner Amy Adams Strunk announces that the franchise will retire Steve McNair's No. 9 jersey and Eddie George's No. 27 jersey.

July 30 – Titans controlling owner Amy Adams Strunk announces \$450,000 in grant funding to 10 local non-profit organizations in the spaces of education, African American history and culture, social justice, diversionary and re-entry programs, immigrant outreach and domestic violence and sexual assault. The National Museum of African American Music and the NAACP Freedom Fund each receive \$100,000 grants.

HISTORICAL HIGHLIGHTS



The 2019 NFL Draft was held in downtown Nashville.

September 15 – During a halftime ceremony in a game against the Indianapolis Colts, the Titans retire Steve McNair's No. 9 jersey and Eddie George's No. 27 jersey.

November 13 – The Titans announce plans to begin a 60,000-square-foot expansion of Saint Thomas Sports Park, nearly doubling the footprint of the team's headquarters in Nashville.

December 13 – The Titans hold a groundbreaking ceremony for the expansion of Saint Thomas Sports Park. Controlling owner Amy Adams Strunk is joined by Tennessee Governor Bill Lee and U.S. Senators Lamar Alexander and Marsha Blackburn.

December 29 – The Titans conclude the 2019 season with a 35-14 victory at Houston. They finish the regular season 9-7 and clinch a wild card playoff berth. Derrick Henry rushes for 211 yards (fifth-most in franchise history) and three touchdowns, and in the process, he captures the 2019 NFL rushing title with 1,540 rushing yards. A.J. Brown's 124 yards in the game make him the franchise's third 1,000-yard rookie receiver (Bill Groman and Ernest Givins).

2020

January 4 – The Titans defeat the New England Patriots 20-13 in a wild card game. Derrick Henry rushes for 182 yards to set a new franchise postseason record.



January 11 – The Titans defeat the Baltimore Ravens 28-12 in a divisional playoff game. Derrick Henry rushes for 195 yards to establish a franchise postseason record for the second consecutive week.

January 19 – The Titans play at Kansas City in their first AFC Championship Game since Jan. 19, 2003. Their playoff run comes to an end with a 35-24 loss to the Chiefs.

March 4 – The Titans Foundation and controlling owner Amy Adams Strunk announce a donation of \$1 million to The Community Foundation of Middle Tennessee following the devastation of an EF-3 tornado that swept through

the region on the night of March 2-3. The NFL Foundation also contributes \$250,000. On March 6, Titans players and staff members volunteer with the cleanup and relief effort in Nashville.

March 15 – A new collective bargaining between the NFL and NFL Players Association is ratified. The agreement runs through the 2030 season.

March 15 – The Titans announce a multi-year contract extension with quarterback Ryan Tannehill.

March 16 – The NFL announces the postponement of all in-person offseason programs in response to the coronavirus pandemic. Teams are later given the option of conducting virtual offseason programs but are prohibited from gathering at team facilities for the duration of the offseason.

March 16 – The Titans place the franchise tag on running back Derrick Henry and later come to terms on a long-term contract agreement.

April 23 – The 2020 NFL Draft is held in a virtual setting with all team personnel and draftees at their own homes due to the COVID-19 pandemic.

May 8 – The Titans elevate Burke Nihill to team president/CEO after Steve Underwood announces his retirement from a full-time role.

June 11 – Titans controlling owner Amy Adams Strunk adds her voice and the voice of the organization to support the peaceful protests calling for equality and denouncing racism in the wake of the death of George Floyd.

"Hearts, minds and institutions need to change throughout our country," she says. "Those who face racism need to be heard, and more importantly, understood by those who haven't listened before ... Hearing our players and coaches speak over the last two weeks has been constructive to this vital discussion. I support our players using peaceful protests and their platforms to advance us as a nation. I would encourage those who haven't thought about these issues before to understand the pain, anger and frustration of the black community. Black lives matter. We should all agree on that."

July 25 - The NFL cancels all 2020 preseason contests and modifies all team's training camps because of safety protocols involving the COVID-19 pandemic. However, the 2020 regular season starts as scheduled.

October 13 - The Titans defeat the Buffalo Bills 42-16 at Nissan Stadium in the NFL's second Tuesday game since 1946. Positive COVID-19 test results force the Titans to close their headquarters on Tuesday, Sept. 29, and reschedule their game with the Pittsburgh Steelers. The facility does not reopen until Saturday, Oct. 10. Following just three days of in-person activities, the Titans take the field against the previously unbeaten Bills and win convincingly. At the time of the Bills game, the Titans had eight players on their reserve/COVID-19 lists, including five from their active/inactive roster. At the outbreak's peak, there were a total of 14 players on the reserve/COVID-19 lists.

December 18 - The Titans and the City of Nashville announce that they are engaged in formal discussions regarding the future of Nissan Stadium. The discussions aim to secure the Titans' future in Nashville and facilitate the creation of a new Nashville neighborhood surrounding the facility.

2021

January 3 - The Titans clinch the AFC South division crown with a 41-38 victory over the Houston Texans after practice squad call-up kicker Sam Sloman bounces a 37-yard field goal attempt off the right upright and through as time expires in regulation. It gives the Titans their first AFC South championship since 2008. In the victory, Derrick Henry captures his



HISTORICAL HIGHLIGHTS

second consecutive NFL rushing title after posting a franchise-record 250 rushing yards. He accumulates 2,027 rushing yards on the 2020 season, making him just the eighth player in NFL history to reach the 2,000-yard rushing mark.

February 6 – Running back Derrick Henry is named Associated Press NFL Offensive Player of the Year.

June 6 – The Titans acquire wide receiver Julio Jones in a trade with the Atlanta Falcons. The Titans send a 2022 second-round pick and a conditional 2023 fourth-round selection to Atlanta in exchange for Jones and a 2023 sixth-round pick.

September 26 - The Titans induct former Oilers coach O.A. "Bum" Phillips into the franchise's Ring of Honor. Phillips was the personification of the 'Luv Ya Blue Era' as the head coach of the Oilers for six seasons (1975-80). Upon leaving the organization, he owned a .608 winning percentage (59-38), the best at that time by any Oilers head coach with at least two full seasons.

November 21 - The Titans induct former head coach Jeff Fisher and former general manager Floyd Reese into the franchise's Ring of Honor. Fisher is the winningest coach in franchise history, amassing 147 wins from 1994-2010 and the team's only Super Bowl appearance following the 1999 season. Reese had a 21-year run (1986-2006) with the Oilers/Titans as a coach and executive and is the winningest general manager in franchise history.

2022

January 2 - The Titans defeat the Miami Dolphins 34-3 at Nissan Stadium, clinching their second consecutive AFC South division title. It marks the organization's first back-to-back division titles since the Oilers won the AFL Eastern division each season from 1960 to 1962.

January 9 - The Titans finish the 2021 regular season with a 28-25 victory at Houston and in the process earned the No. 1 seed in the AFC playoffs for the first time since 2008. The Titans set an NFL record for a non-strike year by using 91 total players in 2021.

February 10 - Mike Vrabel is named the Associated Press NFL Coach of the Year, becoming the franchise's first head coach to accomplish the feat. He also earned NFL Coach of the Year honors from the Pro Football Writers of America, Sporting News, 101 Awards and the NFL on FOX Awards.

April 28 - During the first round of the 2022 NFL Draft, the Titans trade wide receiver A.J. Brown to the Philadelphia Eagles in exchange for a first-round pick (18th overall) and a third-round pick (101st overall).

October 18 - Former Titans tight end Delanie Walker announces his retirement at Nissan Stadium. He finishes his career as a three-time Pro Bowl selection (2015-17), four-time captain and two-time Walter Payton NFL Man of the Year nominee (2013, 2015).

October 20 - At Tennessee State University, the Titans announce a new community benefits platform with 16 local and regional organizations. The ONE Community platform includes multi-faceted programs to reach many of Nashville's most underserved communities with a focus on three areas: Opportunity, Neighborhoods and Education.

October 30 - At Houston, running back Derrick Henry rushes for 219 yards and two touchdowns, giving him 75 total career touchdowns to break Eddie George's franchise record (74).

December 6 - The Titans part ways with general manager Jon Robinson. Vice president of player personnel Ryan Cowden will lead the player personnel department for the remainder of the 2022 season.

2023

January 18 - Former San Francisco 49ers director of player personnel Ran Carthon is hired as the 14th general manager in franchise history.

January 31 - The Titans announce that a monofilament, synthetic turf playing surface will be installed at Nissan Stadium, citing a review of both injury data and the growth patterns of natural grass in the region leading to the decision.

February 24 - The Titans and Nashville Mayor John Cooper submit an agreement for approval by the Nashville Metro Council to build a new, enclosed stadium on Nashville's East Bank.

April 11 - The Titans announce a multi-year contract extension with defensive tackle Jeffery Simmons.



Rendering of the new, enclosed stadium in Nashville that is expected to open in 2027.

April 26 - The Titans receive final approval from the Metropolitan Nashville Council with a 26-12 vote to move forward with plans to build a new, enclosed stadium set on Nashville's East Bank. The stadium agreement includes a new 30-year lease and non-relocation pact between the Titans and the Nashville Sports Authority. The terms remove the previous obligation of Nashville's General Fund to maintain and upgrade the stadium and return 66 acres of land to the City of Nashville previously restricted by parking lots through 2039. The team will contribute nearly \$48 million over the life of the lease to the Nashville Needs Impact Fund, a fund directed by the Metro Council to support city needs such as public education, public transit, affordable housing, and several other areas. The new stadium, estimated at 1.75 million square feet with a seating capacity of approximately 60,000, is anticipated to bring in year-round major events; will host Tennessee State University home football games, extending the long-standing partnership between TSU and the Titans; and include a 12,000 square foot community space to host classes for local schools, job trainings, and other community events. The Titans are responsible for \$840 million of stadium funding and any cost overruns. The State of Tennessee will contribute \$500 million, and the remaining \$760 million of the \$2.1 billion budget will come from revenue bonds issued by the Metro Sports Authority to be repaid through a one-percent increase in Davidson County's hotel occupancy tax, in-stadium sales tax, 50 percent of sales tax from future development of the stadium's campus, rent paid by the team, and a pre-existing ticket tax of three dollars per ticket sold that will carry over to the new building. The stadium budget includes stadium-related infrastructure required to open the building.

June 1 - Titans all-time leading punter Brett Kern announces his NFL retirement at Ascension Saint Thomas Sports Park. At the time of his retirement, he ranks as the franchise's all-time career leader in punts (923), gross punting average (45.9 yards), net punting average (40.8) and punts placed inside the 20 (373), and his 197 career games played with the team ranks third in club history behind Bruce Matthews (296) and Elvin Bethea (210).

HOME/AWAY WIN-LOSS RECORDS

REGULAR SEASON HOME RECORD					REGULAR SEASON ROAD RECORD				
Year	W	L	T	Pct.	Year	W	L	T	Pct.
1960	6	1	0	.857	1960	4	3	0	.571
1961	6	1	0	.857	1961	4	2	1	.643
1962	6	1	0	.857	1962	5	2	0	.714
1963	4	3	0	.571	1963	2	5	0	.286
1964	3	4	0	.429	1964	1	6	0	.143
1965	3	4	0	.429	1965	1	6	0	.143
1966	3	4	0	.429	1966	0	7	0	.000
1967	5	2	0	.714	1967	4	2	1	.643
1968	3	4	0	.429	1968	4	3	0	.571
1969	4	2	1	.643	1969	2	4	1	.357
1970	1	6	0	.143	1970	2	4	1	.357
1971	3	3	1	.500	1971	1	6	0	.143
1972	1	6	0	.143	1972	0	7	0	.000
1973	0	7	0	.000	1973	1	6	0	.143
1974	3	4	0	.429	1974	4	3	0	.571
1975	5	2	0	.714	1975	5	2	0	.714
1976	3	4	0	.429	1976	2	5	0	.286
1977	5	2	0	.714	1977	3	4	0	.429
1978	5	3	0	.625	1978	5	3	0	.625
1979	6	2	0	.750	1979	5	3	0	.625
1980	6	2	0	.750	1980	5	3	0	.625
1981	5	3	0	.625	1981	2	6	0	.250
1982	1	4	0	.200	1982	0	4	0	.000
1983	2	6	0	.250	1983	0	8	0	.000
1984	2	6	0	.250	1984	1	7	0	.125
1985	4	4	0	.500	1985	1	7	0	.125
1986	4	4	0	.500	1986	1	7	0	.125
1987	5	2	0	.714	1987	4	4	0	.500
1988	7	1	0	.875	1988	3	5	0	.375
1989	6	2	0	.750	1989	3	5	0	.375
1990	6	2	0	.750	1990	3	5	0	.375
1991	7	1	0	.875	1991	4	4	0	.500
1992	5	3	0	.625	1992	5	3	0	.625
1993	7	1	0	.875	1993	5	3	0	.625
1994	2	6	0	.250	1994	0	8	0	.000
1995	3	5	0	.375	1995	4	4	0	.500
1996	2	6	0	.250	1996	6	2	0	.750
1997	6	2	0	.750	1997	2	6	0	.250
1998	3	5	0	.375	1998	5	3	0	.625
1999	8	0	0	1.000	1999	5	3	0	.625
2000	7	1	0	.875	2000	6	2	0	.750
2001	3	5	0	.375	2001	4	4	0	.500
2002	6	2	0	.750	2002	5	3	0	.625
2003	7	1	0	.875	2003	5	3	0	.635
2004	2	6	0	.250	2004	3	5	0	.375
2005	3	5	0	.375	2005	1	7	0	.125
2006	4	4	0	.500	2006	4	4	0	.500
2007	5	3	0	.625	2007	5	3	0	.625
2008	7	1	0	.875	2008	6	2	0	.750
2009	5	3	0	.625	2009	3	5	0	.375
2010	3	5	0	.375	2010	3	5	0	.375
2011	5	3	0	.625	2011	4	4	0	.500
2012	4	4	0	.500	2012	2	6	0	.250
2013	3	5	0	.375	2013	4	4	0	.500
2014	1	7	0	.125	2014	1	7	0	.125
2015	1	7	0	.125	2015	2	6	0	.250
2016	5	3	0	.625	2016	4	4	0	.500
2017	6	2	0	.750	2017	3	5	0	.375
2018	6	2	0	.750	2018	3	5	0	.375
2019	4	4	0	.500	2019	5	3	0	.625
2020	5	3	0	.625	2020	6	2	0	.750
2021	7	2	0	.778	2021	5	3	0	.625
2022	3	5	0	.375	2022	4	5	0	.444
Totals:	268	213	2	.557	Totals:	202	277	4	.422

ALL-TIME FRANCHISE TOTALS (REGULAR SEASON ONLY)

	W	L	T	Pct.
Totals:	470	490	6	.490

MONTH-BY-MONTH WIN-LOSS RECORDS

YEAR	AUG.	SEPT.	OCT.	NOV.	DEC.	JAN.	TOTAL
1960	0-0	2-1	3-1	3-1	2-1	0-0	10-4
1961	0-0	1-1	2-2-1	4-0	3-0	0-0	10-3-1
1962	0-0	2-1	2-2	4-0	3-0	0-0	11-3
1963	0-0	2-2	3-1	1-2	0-3	0-0	6-8
1964	0-0	2-1	0-4	0-5	2-0	0-0	4-10
1965	0-0	2-1	2-2	0-4	0-3	0-0	4-10
1966	0-0	2-2	1-3	0-3	0-3	0-0	3-11
1967	0-0	1-2	3-0-1	2-1	3-1	0-0	9-4-1
1968	0-0	1-3	2-2	2-2	2-0	0-0	7-7
1969	0-0	2-1	2-2	1-2-2	1-1	0-0	6-6-2
1970	0-0	1-1	1-2-1	1-4	0-3	0-0	3-10-1
1971	0-0	0-2	1-3-1	0-4	3-0	0-0	4-9-1
1972	0-0	0-2	1-4	0-4	0-3	0-0	1-13
1973	0-0	0-3	0-4	1-3	0-3	0-0	1-13
1974	0-0	1-2	1-3	3-1	2-1	0-0	7-7
1975	0-0	2-0	3-1	2-3	3-0	0-0	10-4
1976	0-0	2-1	2-2	1-4	0-2	0-0	5-9
1977	0-0	2-0	1-4	3-1	2-1	0-0	8-6
1978	0-0	2-2	3-2	4-0	1-2	0-0	10-6
1979	0-0	4-1	2-2	4-0	1-2	0-0	11-5
1980	0-0	3-1	2-2	3-2	3-0	0-0	11-5
1981	0-0	2-2	2-2	1-4	2-1	0-0	7-9
1982	0-0	1-1	0-0	0-2	0-4	0-1	1-8
1983	0-0	0-4	0-5	1-3	1-2	0-0	2-14
1984	0-0	0-5	0-4	2-2	1-2	0-0	3-13
1985	0-0	1-3	2-2	2-2	0-4	0-0	5-11
1986	0-0	1-3	0-4	2-3	2-1	0-0	5-11
1987	0-0	1-1	3-1	2-3	3-1	0-0	9-6
1988	0-0	3-1	3-2	3-1	1-2	0-0	10-6
1989	0-0	1-2	3-2	3-1	2-2	0-0	9-7
1990	0-0	2-2	2-2	2-1	3-2	0-0	9-7
1991	0-0	3-1	4-0	2-2	2-2	0-0	11-5
1992	0-0	3-1	2-1	2-3	3-1	0-0	10-6
1993	0-0	1-3	2-1	4-0	4-0	1-0	12-4
1994	0-0	1-3	0-4	0-4	1-3	0-0	2-14
1995	0-0	2-2	1-3	2-2	2-2	0-0	7-9
1996	0-0	2-2	3-1	1-3	2-2	0-0	8-8
1997	1-0	0-3	3-1	3-2	1-2	0-0	8-8
1998	0-0	1-3	2-1	3-2	2-2	0-0	8-8
1999	0-0	3-0	3-1	3-1	3-1	1-0	13-3
2000	0-0	2-1	5-0	2-2	4-0	0-0	13-3
2001	0-0	0-2	2-2	2-2	3-2	0-1	7-9
2002	0-0	1-3	2-1	3-1	5-0	0-0	11-5
2003	0-0	3-1	3-1	3-0	3-2	0-0	12-4
2004	0-0	1-2	2-3	1-2	0-4	1-0	5-11
2005	0-0	1-2	1-4	1-2	1-3	0-1	4-12
2006	0-0	0-3	2-2	2-2	4-1	0-0	8-8
2007	0-0	2-1	3-1	1-3	4-1	0-0	10-6
2008	0-0	4-0	3-0	4-1	2-2	0-0	13-3
2009	0-0	0-3	0-3	5-0	2-2	1-0	8-8
2010	0-0	2-1	3-2	0-3	1-3	0-1	6-10
2011	0-0	2-1	2-2	2-2	2-2	1-0	9-7
2012	0-0	1-3	2-2	1-2	2-3	0-0	6-10
2013	0-0	3-1	0-3	2-2	2-3	0-0	7-9
2014	0-0	1-3	1-3	0-4	0-4	0-0	2-14
2015	0-0	1-2	0-3	1-4	1-3	0-1	3-13
2016	0-0	1-2	3-2	2-2	2-1	1-0	9-7
2017	0-0	2-1	2-2	3-1	2-3	0-0	9-7
2018	0-0	3-1	0-3	2-2	4-1	0-0	9-7
2019	0-0	2-2	2-2	2-1	3-2	0-0	9-7
2020	0-0	3-0	2-1	3-2	2-2	1-0	11-5
2021	0-0	2-1	4-1	2-2	2-1	2-0	12-5
2022	0-0	1-2	4-0	2-2	0-5	0-1	7-10
TOTALS	1-0	100-110	120-128-4	123-131-2	117-115	9-6	470-490-6

SITUATIONAL REGULAR SEASON WIN-LOSS RECORD

VS. AFL TEAMS

Total: 70-66-4
Home: 44-26-1
Away: 26-40-3

VS. AFC TEAMS (1970-PRESENT)

Total: 296-326-1
Home: 173-138-0
Away: 123-188-1

VS. AFC SOUTH TEAMS

Total: 63-63-0
Home: 34-29-0
Away: 29-34-0

VS. AFC NORTH TEAMS (2002-PRESENT)

Total: 19-23-0
Home: 10-11-0
Away: 9-12-0

VS. AFC CENTRAL TEAMS (1970-2001)

Total: 100-110-0
Home: 55-51-0
Away: 45-59-0

VS. AFC EAST TEAMS

Total: 56-62-0
Home: 34-21-0
Away: 22-41-0

VS. AFC WEST TEAMS

Total: 58-68-1
Home: 40-26-0
Away: 18-42-1

VS. NFC TEAMS (1970-PRESENT)

Total: 104-98-1
Home: 52-49-1
Away: 52-49-0

VS. NFC SOUTH TEAMS

Total: 14-7-0
Home: 7-4-0
Away: 7-3-0

VS. NFC NORTH TEAMS (2002-PRESENT)

Total: 14-7-0
Home: 7-3-0
Away: 7-4-0

VS. NFC CENTRAL TEAMS (1970-2001)

Total: 21-18-0
Home: 12-8-0
Away: 9-10-0

VS. NFC EAST TEAMS

Total: 29-34-0
Home: 13-18-0
Away: 16-16-0

VS. NFC WEST TEAMS

Total: 26-32-1
Home: 13-16-1
Away: 13-16-0

MONDAY NIGHT FOOTBALL

Total: 25-19-0
Home: 15-9-0
Away: 10-10-0

WEEK AFTER MNF

Total: 22-22-0
Home: 16-8-0
Away: 6-14-0

SUNDAY NIGHT FOOTBALL

Total: 12-12-0 (ESPN 8-6; TNT 2-2; NBC 2-4)
Home: 8-5-0
Away: 4-7-0

TUESDAY FOOTBALL

Total: 1-0-0 (CBS 1-0)
Home: 1-0-0
Away: 0-0-0

THURSDAY NIGHT FOOTBALL

Total: 8-11-0 (ABC 2-0; ESPN 1-1; TNT 0-1; NBC 0-2*; NFLN 4-7*^; FOX 1-1^; Amazon Prime 2-2^)
Home: 7-4-0
Away: 1-6-0
*11/16/17 at Pittsburgh was broadcasted on both NBC and NFLN.
^12/6/18 vs. Jacksonville and 11/12/20 vs. Indianapolis were broadcasted on NFLN, FOX and Amazon Prime.

FRIDAY FOOTBALL

Total: 0-1-0 (NFLN 0-1)
Home: 0-1-0
Away: 0-0-0

SATURDAY FOOTBALL

Total: 2-3-0 (ABC 1-0, ESPN 0-3, FOX/NFLN 1-0)
Home: 1-2-0
Away: 1-1-0

OVERTIME

Total: 21-23-0
Home: 13-11-0
Away: 8-12-0

SEASON OPENERS

Total: 31-31-0
Home: 15-14-0
Away: 16-17-0

LONDON GAMES SERIES

Total: 0-1-0
Home: 0-0-0
Away: 0-1-0

DOMES

Total: 144-142-2
Astrodome (Houston): 113-103-2
AT&T Stadium (Dallas): 2-0
Edward Jones Dome (St. Louis): 0-1
Ford Field (Detroit): 2-0
Georgia Dome (Atlanta): 2-1
Kingdome (Seattle): 1-6
Lucas Oil Stadium (closed) (Indianapolis): 2-9
Mercedes-Benz Stadium (closed) (Atlanta): 1-0
Metrodome (Minneapolis): 1-6
NRG Stadium (closed) (Houston): 8-6
RCA Dome (Indianapolis): 4-7
Silverdome (Detroit): 2-1
Superdome (New Orleans): 6-2
U.S. Bank Stadium (Minnesota): 1-0

PRIMETIME RESULTS

FRANCHISE RECORD IN PRIMETIME GAMES

Day	Overall	Pct.	Home	Road
Monday Night	25-19	.568	15-9	10-10
Tuesday Night	1-0	1.000	1-0	0-0
Thursday Night	8-11	.421	7-5	1-6
Friday Night	0-1	.000	0-1	0-0
Saturday Night	1-3	.250	0-2	1-1
Sunday Night	12-12	.500	8-5	4-7
Totals	47-46	.505	31-22	16-24

PRIMETIME GAMES BY DATE

Year	Date	Opponent	Score	W/L
1970	Mon., Dec. 7	CLEVELAND (ABC)	10-21	L
1972	Mon., Oct. 9	OAKLAND (ABC)	0-34	L
1975	Mon., Nov. 24	PITTSBURGH (ABC)	9-32	L
1976	Mon., Nov. 1	at Baltimore (ABC)	14-38	L
1978	Mon., Oct. 23	at Pittsburgh (ABC)	24-17	W
1978	Mon., Nov. 20	MIAMI (ABC)	35-30	W
1979	Mon., Nov. 5	at Miami (ABC)	9-6	W
1979	Mon., Dec. 10	PITTSBURGH (ABC)	20-17	W
1980	Mon., Sept. 15	at Cleveland (ABC)	16-7	W
1980	Mon., Nov. 10	NEW ENGLAND (ABC)	38-34	W
1980	Thurs., Dec. 4	PITTSBURGH (ABC)	6-0	W
1981	Mon., Oct. 26	at Pittsburgh (ABC)	13-26	L
1981	Thur., Dec. 3	CLEVELAND (ABC)	17-13	W
1982	Mon., Dec. 13	DALLAS (ABC)	7-37	L
1988	Sun., Oct. 30	WASHINGTON (ESPN)	41-17	W
1988	Mon., Nov. 7	CLEVELAND (ABC)	24-17	W
1988	Sun., Dec. 4	PITTSBURGH (ESPN)	34-37	L
1989	Mon., Nov. 13	CINCINNATI (ABC)	26-24	W
1989	Sat., Dec. 23	CLEVELAND (ESPN)	20-24	L
1990	Sun., Sept. 16	at Pittsburgh (TNT)	9-20	L
1990	Mon., Nov. 26	BUFFALO (ABC)	27-24	W
1990	Sun., Dec. 30	PITTSBURGH (ESPN)	34-14	W
1991	Sun., Sept. 8	at Cincinnati (TNT)	30-7	W
1991	Mon., Sept. 16	KANSAS CITY (ABC)	17-7	W
1991	Sun., Nov. 17	CLEVELAND (ESPN)	28-24	W
1991	Mon., Dec. 2	PHILADELPHIA (ABC)	6-13	L
1992	Mon., Dec. 7	CHICAGO (ABC)	24-7	W
1992	Sun., Dec. 13	GREEN BAY (ESPN)	14-16	L
1992	Sun., Dec. 27	BUFFALO (ESPN)	27-3	W
1993	Sun., Sept. 5	at New Orleans (TNT)	21-33	L
1993	Mon., Oct. 11	at Buffalo (ABC)	7-35	L
1993	Sun., Nov. 28	PITTSBURGH (ESPN)	23-3	W
1994	Sun., Jan. 2	N.Y. JETS (ESPN)	24-0	W
1994	Mon., Oct. 3	at Pittsburgh (ABC)	14-30	L
1994	Thurs., Oct. 13	CLEVELAND (TNT)	8-11	L
1994	Mon., Oct. 24	at Philadelphia (ABC)	6-21	L
1994	Mon., Nov. 21	N.Y. GIANTS (ABC)	10-13	L
1995	Sun., Nov. 19	at Kansas City (ESPN)	13-20	L
1996	Sun., Oct. 6	at Cincinnati (TNT)	30-27	W*
1997	Thurs., Dec. 4	at Cincinnati (ESPN)	14-41	L
1998	Sun., Nov. 8	at Tampa Bay (ESPN)	31-22	W
1999	Sun., Nov. 7	at Miami (ESPN)	0-17	L
1999	Thurs., Dec. 9	OAKLAND (ESPN)	21-14	W
2000	Sun., Sept. 3	at Buffalo (ESPN)	13-16	L
2000	Mon., Oct. 16	JACKSONVILLE (ABC)	27-13	W
2000	Mon., Oct. 30	at Washington (ABC)	27-21	W
2000	Mon., Dec. 25	DALLAS (ABC)	31-0	W
2001	Sun., Sept. 9	MIAMI (ESPN)	23-31	L
2001	Mon., Oct. 29	at Pittsburgh (ABC)	7-34	L
2001	Mon., Nov. 12	BALTIMORE (ABC)	10-16	L
2001	Sat., Dec. 22	at Oakland (ABC)	13-10	W
2002	Mon., Dec. 16	NEW ENGLAND (ABC)	24-7	W
2003	Sun., Sept. 7	OAKLAND (ESPN)	25-20	W
2003	Mon., Dec. 1	at New York Jets (ABC)	17-24	L
2004	Mon., Oct. 11	at Green Bay (ABC)	48-27	W
2004	Mon., Dec. 13	KANSAS CITY (ABC)	38-49	L
2004	Sat., Dec. 25	DENVER (ESPN)	16-37	L
2007	Mon., Sept. 24	at New Orleans (ESPN)	31-14	W
2007	Mon., Nov. 19	at Denver (ESPN)	20-34	L
2007	Sun., Dec. 30	at Indianapolis (NBC)	16-10	W
2008	Mon., Oct. 27	INDIANAPOLIS (ESPN)	31-21	W
2009	Thurs., Sept. 10	at Pittsburgh (NBC)	10-13	L*
2009	Sun., Oct. 11	INDIANAPOLIS (NBC)	9-31	L

2009	Mon., Nov. 23	at Houston (ESPN)	20-17	W
2009	Fri., Dec. 25	SAN DIEGO (NFLN)	17-42	L
2010	Mon., Oct. 18	at Jacksonville (ESPN)	30-3	W
2010	Thurs., Dec. 9	INDIANAPOLIS (NFLN)	28-30	L
2012	Thurs., Oct. 11	PITTSBURGH (NFLN)	26-23	W
2012	Mon., Dec. 17	N.Y. JETS (ESPN)	14-10	W
2013	Thurs., Nov. 14	INDIANAPOLIS (NFLN)	27-30	L
2014	Mon., Nov. 17	PITTSBURGH (ESPN)	24-27	L
2014	Thurs., Dec. 18	at Jacksonville (NFLN)	13-21	L
2015	Thurs., Nov. 19	at Jacksonville (NFLN)	13-19	L
2016	Thurs., Oct. 27	JACKSONVILLE (NFLN)	36-22	W
2017	Mon., Oct. 16	INDIANAPOLIS (ESPN)	36-22	W
2017	Thurs., Nov. 16	at Pittsburgh (NBC/NFLN)	17-40	L
2018	Mon., Nov. 5	at Dallas (ESPN)	28-14	W
2018	Mon., Nov. 26	at Houston (ESPN)	17-34	L
2018	Thurs., Dec. 6	JACKSONVILLE (FOX/NFLN)	30-9	W
2018	Sun., Dec. 30	INDIANAPOLIS (NBC)	17-33	L
2019	Thurs., Sept. 19	at Jacksonville (NFLN)	7-20	L
2020	Mon., Sept. 14	at Denver (ESPN)	16-14	W
2020	Tues., Oct. 13	BUFFALO (CBS)	42-16	W
2020	Thurs., Nov. 12	INDIANAPOLIS (FOX/NFLN)	17-34	L
2020	Sun., Dec. 27	at Green Bay (NBC)	14-40	L
2021	Mon., Oct. 18	BUFFALO (ESPN)	34-31	W
2021	Sun., Nov. 7	at L.A. Rams (NBC)	28-16	W
2021	Thurs., Dec. 23	SAN FRANCISCO (NFLN)	20-17	W
2022	Mon., Sept. 19	at Buffalo (ESPN)	7-41	L
2022	Sun., Nov. 6	at Kansas City (NBC)	17-20	L*
2022	Thurs., Nov. 17	at Green Bay (Prime Video)	27-17	W
2022	Thurs., Dec. 29	DALLAS (Prime Video)	13-27	L
2022	Sat., Jan. 7	at Jacksonville (ESPN/ABC)	16-20	L

BY DAY OF WEEK

Tuesday Night Games (1-0)

2020	Oct. 13	BUFFALO (CBS)	42-16	W
------	---------	---------------	-------	---

Thursday Night Games (7-10)

1980	Dec. 4	PITTSBURGH (ABC)	6-0	W
1981	Dec. 3	CLEVELAND (ABC)	17-13	W
1994	Oct. 13	CLEVELAND (TNT)	8-11	L
1997	Dec. 4	at Cincinnati (ESPN)	14-41	L
1999	Dec. 9	OAKLAND (ESPN)	21-14	W
2009	Sept. 10	at Pittsburgh (NBC)	10-13	L*
2010	Dec. 9	INDIANAPOLIS (NFLN)	28-30	L
2012	Oct. 11	PITTSBURGH (NFLN)	26-23	W
2013	Nov. 14	INDIANAPOLIS (NFLN)	27-30	L
2014	Dec. 18	at Jacksonville (NFLN)	13-21	L
2015	Nov. 19	at Jacksonville (NFLN)	13-19	L
2016	Oct. 27	JACKSONVILLE (NFLN)	36-22	W
2017	Nov. 16	at Pittsburgh (NBC/NFLN)	17-40	L
2018	Dec. 6	JACKSONVILLE (FOX/NFLN)	30-9	W
2019	Sept. 19	at Jacksonville (NFLN)	7-20	L
2020	Nov. 12	INDIANAPOLIS (FOX/NFLN)	17-34	L
2021	Dec. 23	SAN FRANCISCO (NFLN)	20-17	W
2022	Nov. 17	at Green Bay (Prime Video)	27-17	W
2022	Dec. 29	DALLAS (Prime Video)	13-27	L

Friday Night Games (0-1)

2009	Dec. 25	SAN DIEGO (NFLN)	17-42	L
------	---------	------------------	-------	---

Saturday Night Games (1-2)

1989	Dec. 23	CLEVELAND (ESPN)	20-24	L
2001	Dec. 22	at Oakland (ABC)	13-10	W
2004	Dec. 25	DENVER (ESPN)	16-37	L
2022	Jan. 7	at Jacksonville (ESPN/ABC)	16-20	L

Sunday Night Games (12-11)

1988	Oct. 30	WASHINGTON (ESPN)	41-17	W
1988	Dec. 4	PITTSBURGH (ESPN)	34-37	L
1990	Sept. 16	at Pittsburgh (TNT)	9-20	L
1990	Dec. 30	PITTSBURGH (ESPN)	34-14	W
1991	Sept. 8	at Cincinnati (TNT)	30-7	W
1991	Nov. 17	CLEVELAND (ESPN)	28-24	W
1992	Dec. 13	GREEN BAY (ESPN)	14-16	L
1992	Dec. 27	BUFFALO (ESPN)	27-3	W
1993	Sept. 5	at New Orleans (TNT)	21-33	L

PRIMETIME RESULTS

1993	Nov. 28	PITTSBURGH (ESPN)	23-3	W	1991	Dec. 2	PHILADELPHIA (ABC)	6-13	L
1994	Jan. 2	N.Y. JETS (ESPN)	24-0	W	1992	Dec. 7	CHICAGO (ABC)	24-7	W
1995	Nov. 19	at Kansas City (ESPN)	13-20	L	1993	Oct. 11	at Buffalo (ABC)	7-35	L
1996	Oct. 6	at Cincinnati (TNT)	30-27	W*	1994	Oct. 3	at Pittsburgh (ABC)	14-30	L
1998	Nov. 8	at Tampa Bay (ESPN)	31-22	W	1994	Oct. 24	at Philadelphia (ABC)	6-21	L
1999	Nov. 7	at Miami (ESPN)	0-17	L	1994	Nov. 21	N.Y. GIANTS (ABC)	10-13	L
2000	Sept. 3	at Buffalo (ESPN)	13-16	L	2000	Oct. 16	JACKSONVILLE (ABC)	27-13	W
2001	Sept. 9	MIAMI (ESPN)	23-31	L	2000	Oct. 30	at Washington (ABC)	27-21	W
2003	Sept. 7	OAKLAND (ESPN)	25-20	W	2000	Dec. 25	DALLAS (ABC)	31-0	W
2007	Dec. 30	at Indianapolis (NBC)	16-10	W	2001	Oct. 29	at Pittsburgh (ABC)	7-34	L
2009	Oct. 11	INDIANAPOLIS (NBC)	9-31	L	2001	Nov. 12	BALTIMORE (ABC)	10-16	L
2018	Dec. 30	INDIANAPOLIS (NBC)	17-33	L	2002	Dec. 16	NEW ENGLAND (ABC)	24-7	W
2020	Dec. 27	at Green Bay (NBC)	14-40	L	2003	Dec. 1	at New York Jets (ABC)	17-24	L
2021	Nov. 7	at L.A. Rams (NBC)	28-16	W	2004	Oct. 11	at Green Bay (ABC)	48-27	W
2022	Nov. 6	at Kansas City (NBC)	17-20	L*	2004	Dec. 13	KANSAS CITY (ABC)	38-49	L
Monday Night Football (25-18)					2007	Sept. 24	at New Orleans (ESPN)	31-14	W
1970	Dec. 7	CLEVELAND (ABC)	10-21	L	2007	Nov. 19	at Denver (ESPN)	20-34	L
1972	Oct. 9	OAKLAND (ABC)	0-34	L	2008	Oct. 27	INDIANAPOLIS (ESPN)	31-21	W
1975	Nov. 24	PITTSBURGH (ABC)	9-32	L	2009	Nov. 23	at Houston (ESPN)	20-17	W
1976	Nov. 1	at Baltimore (ABC)	14-38	L	2010	Oct. 18	at Jacksonville (ESPN)	30-3	W
1978	Oct. 23	at Pittsburgh (ABC)	24-17	W	2012	Dec. 17	N.Y. JETS (ESPN)	14-10	W
1978	Nov. 20	MIAMI (ABC)	35-30	W	2014	Nov. 17	PITTSBURGH (ESPN)	24-27	L
1979	Nov. 5	at Miami (ABC)	9-6	W	2017	Oct. 16	INDIANAPOLIS (ESPN)	36-22	W
1979	Dec. 10	PITTSBURGH (ABC)	20-17	W	2018	Nov. 5	at Dallas (ESPN)	28-14	W
1980	Sept. 15	at Cleveland (ABC)	16-7	W	2018	Nov. 26	at Houston (ESPN)	17-34	L
1980	Nov. 10	NEW ENGLAND (ABC)	38-34	W	2020	Sept. 14	at Denver (ESPN)	16-14	W
1981	Oct. 26	at Pittsburgh (ABC)	13-26	L	2021	Oct. 18	BUFFALO (ESPN)	34-31	W
1982	Dec. 13	DALLAS (ABC)	7-37	L	2022	Sept. 19	at Buffalo (ESPN)	7-41	L
1988	Nov. 7	CLEVELAND (ABC)	24-17	W	* Overtime				
1989	Nov. 13	CINCINNATI (ABC)	26-24	W					
1990	Nov. 26	BUFFALO (ABC)	27-24	W					
1991	Sept. 16	KANSAS CITY (ABC)	17-7	W					



The Titans beat the Green Bay Packers on Thursday Night Football on Nov. 17, 2022. Treyton Burks had seven receptions for 111 yards.

OVERTIME HISTORY

OVERTIME WIN-LOSS TOTALS

Won/Loss Record: 24-26 (14-13 home, 10-13 road)

Coin Toss Record: 20-30 (13-15 home, 7-15 road)

Record when winning coin toss: 13-7

Record when losing coin toss: 11-19

From 1960–1969, the Oilers were members of the American Football League, which did not have overtime in regular season games. The National Football League did not institute overtime in regular season games until 1974.

In 2010, overtime rules were amended for the postseason to a modified sudden death format, guaranteeing at least one possession for each club if the receiving team fails to score a touchdown on its first overtime possession. In 2012, the format was adopted for regular season games as well. In 2022, the NFL adopted a change to allow both teams an opportunity to possess the ball in overtime of a postseason game.

OVERTIME CAPSULES

***December 23, 1962 - DALLAS 20, at Houston 17:** Texans win the toss but elect to kick. Each team gets three cracks at winning the game in the first overtime before K Tommy Brooker's championship-winning 25-yard field goal at 12:06 of the second OT.

October 30, 1977 - at CINCINNATI 13, Houston 10: Bengals win the toss. QB Ken Anderson's 17-yard completion to WR Billy Brooks is the long play prior to K Chris Bahr's winning 22-yard field goal at 5:51 of OT.

September 23, 1979 - HOUSTON 30, at Cincinnati 27: Oilers win the toss. On opening series, Bengals force Cliff Parsley punt. Cincinnati drives to Oilers' 14-yard line, but K Chris Bahr misses a 32-yard field goal attempt. Houston again has to punt on its ensuing series. The Oiler defense then forces a punt by the Bengals' Pat McInally. Houston takes over on the Cincinnati 42. RB Earl Campbell's 15-yard run is the long play prior to K Toni Fritsch's winning 29-yard field goal at 14:28 of OT.

October 28, 1979 - at HOUSTON 27, N.Y. Jets 24: Oilers win the toss. QB Dan Pastorini's 22-yard completion to FB Rob Carpenter is the long play as Oilers drive 58 yards. K Toni Fritsch kicks the winning 35-yard field goal at 5:10 of OT.

November 23, 1980 - at N.Y. JETS 31, Houston 28: Jets win the toss. A personal foul on Houston's Guido Merkens on the kickoff gives New York possession at the Jets' 40-yard line. QB Richard Todd's 17-yard screen pass to RB Bobby Harper is the long play prior to K Pat Leahy's winning 38-yard field goal at 3:58 of OT.

September 4, 1983 - GREEN BAY 41, at Houston 38: Packers win the toss. RB Eddie Lee Ivery's 12-yard run is the long play as Packers drive 59 yards. K Jan Stenerud kicks the winning 42-yard field goal at 5:55 of OT.

October 23, 1983 - KANSAS CITY 13, at Houston 10: Chiefs win the toss. QB Bill Kenney's 20-yard completion to WR Stephone Paige is the long play as Chiefs drive 60 yards. K Nick Lowery kicks the winning 41-yard field goal at 7:41 of OT.

October 30, 1983 - at CLEVELAND 25, Houston 19: Oilers win the toss. Browns' defense forces a John James punt. Houston defense does the same to Cleveland as Jeff Gossett punts on ensuing series. Oiler QB Gifford Nielsen's pass is intercepted by Cleveland S Mike Whitwell and returned 15 yards to the Houston 20-yard line. On the next play, RB Boyce Green scores a touchdown on a 20-yard run at 6:34 of OT.

December 2, 1984 - at HOUSTON 23, Pittsburgh 20: Oilers win the toss. QB Warren Moon's 19-yard completion to WR Steve Bryant is the long play as Oilers drive 63 yards. K Joe Cooper kicks the winning 30-yard field goal at 5:53 of OT.

September 28, 1986 - PITTSBURGH 22, at Houston 16: Oilers win the toss. Steelers' defense forces a Lee Johnson punt that is returned 41 yards to the Oilers' 15-yard line by Pittsburgh's Rick Woods. Two plays later, RB Walter Abercrombie runs three yards for winning touchdown at 2:35 of OT.

November 30, 1986 - at CLEVELAND 13, Houston 10: Oilers win the toss but elect to kickoff (18-25 MPH winds). Oilers' defense forces a Jeff Gossett punt. QB Oliver Luck, replacing an injured Warren Moon, leads the Oilers to the Cleveland 31-yard line, but then is intercepted by CB Frank Minnifield at the Browns' 21. Again Houston's defense puts the Browns in a punting situation. Once again, Minnifield picks off a Luck pass, returning it to the Oilers' 37. FB Kevin Mack's seven-yard run and QB Bernie Kosar's seven-yard pass to WR Brian Brennan are the long plays prior to K Mark Moseley's winning 29-yard field goal at 14:44 of OT.

****January 3, 1988 - at HOUSTON 23, Seattle 20:** Seahawks win the toss. Oilers' defense forces a Ruben Rodriguez punt. QB Warren Moon's 15-yard pass to WR Drew Hill is the long play as the Oilers drive 61 yards. K Tony Zendejas kicks the winning 42-yard field goal at 8:05 of OT.

September 4, 1988 - HOUSTON 17, at Indianapolis 14: Colts win the toss. On the opening series, QB Gary Hogeboom completes a screen pass to RB Eric Dickerson, but Oiler LB John Grimsley forces a fumble which is recovered by LB Robert Lyles on the Colts' 42-yard line. QB Cody Carlson, subbing for injured Warren Moon, completes a 21-yard pass to WR Ernest Givins for the long play prior to K Tony Zendejas' 35-yard field goal at 3:51 of OT.

September 24, 1989 - BUFFALO 47, at Houston 41: Oilers win the toss. Houston takes over on its own 19-yard line and advances to the Buffalo 20 thanks to QB Warren Moon's 32-yard completion to FB Alonzo Highsmith, plus a 17-yard run by Moon and an 11-yarder by Highsmith. K Tony Zendejas attempts a 37-yard field goal, but it is wide left. The Bills assume possession on their own 20 and move 80 yards in seven plays. A 21-yard QB Jim Kelly-to-TE Pete Metzelaars pass precedes the game-winning 28-yard TD catch by WR Andre Reed at 8:42 of OT.

****December 31, 1989 - PITTSBURGH 26, at Houston 23:** Steelers win the toss. Oilers' defense forces a Harry Newsome punt as Houston takes over on its own 45-yard line. Oiler RB Lorenzo White fumbles on the first play as CB Rod Woodson recovers for the Steelers on the Houston 46. RB Merrill Hoge's 11-yard run helps Pittsburgh advance to the Oiler 33 before Gary Anderson kicks a 50-yard field goal (his 4th of the game) to win the game at 3:26 of OT.

December 2, 1990 - at SEATTLE 13, Houston 10: Seahawks win the toss. Oilers' defense forces a Rick Donnelly punt as Houston takes over on its own 23-yard line. Oiler WR Bernard Ford fumbles on the first play as LB David Wyman recovers for the Seahawks on the Houston 27. Seattle FB John L. Williams rushes twice for a total of three yards before Norm Johnson kicks a 42-yard field goal to win the game at 4:25 of OT.

November 3, 1991 - at WASHINGTON 16, Houston 13: Washington wins the toss. Oilers' defense forces a Kelly Goodburn punt as Houston takes over on its own 31-yard line. Oiler QB Warren Moon is intercepted on the second play by CB Darrell Green with Washington taking over on Houston's 33. RB Earnest Byner carries three times for a total of nine yards before Chip Lohmiller kicks a 41-yard field goal to win the game at 4:01 of OT.

November 10, 1991 - at HOUSTON 26, Dallas 23: Oilers win the toss. Cowboys' defense forces a Greg Montgomery punt as Dallas takes over on its own 24-yard line. The Cowboys move to the Oiler 24-yard line where they have a first down following a Houston holding penalty. Dallas RB Emmitt Smith gains seven yards but fumbles after a hit by LB Lamar Lathon, with Oiler S Bo Orlando recovering at the Houston 15. The Oilers then embark on an 11-play, 80-yard drive in which QB Warren Moon completes all seven of his passes for 70 yards. On second down, K Al Del Greco kicks a 23-yard field goal at 14:31 of OT.

September 20, 1992 - at HOUSTON 23, Kansas City 20: Chiefs win the toss. On the third play of OT, Kansas City WR J.J. Birden fumbles after a hit by Houston CB Cris Dishman with DT Doug Smith recovering the ball at the Chief's 23-yard line. Oiler RB Lorenzo White runs once for two yards before K Al Del Greco boots the game-winning 39-yard field goal at 1:55 of OT.

****January 3, 1993 - at BUFFALO 41, Houston 38:** Oilers win the toss. On third-and-three from Houston's 27-yard line, QB Warren Moon is intercepted by Buffalo CB Nate Odomes, who returns the ball to the Oiler 35. On the return, Houston WR Haywood Jeffries is penalized for a face mask infraction, which moves the ball to the Oilers' 20. After a pair of Kenneth Davis runs net six yards, K Steve Christie kicks a 32-yard field goal to win the game at 3:06 of OT.

November 6, 1994 - PITTSBURGH 12, at Houston 9: Steelers win the toss. Both teams exchange five punts before the Oilers gain possession on their 12-yard line with 4:30 left in the extra period. On the first play from scrimmage, RB Gary Brown scoots up the middle for 8 yards before being hit by CB Rod Woodson. He fumbles and the Steelers take over at the Oilers 22-yard line. Two plays later, K Gary Anderson hits from 40 yards out for the winning score at 3:36 of OT.

October 8, 1995 - at MINNESOTA 23, Houston 17: Vikings win the toss. The Vikings move the ball to their 38-yard line but are forced to punt. Minnesota P Mike Saxon then pins the Oilers in at their 8-yard line with a 54-yard boot. On his third carry of overtime, RB Rodney Thomas scampers 27 yards to give the Oilers a first down at their 35. QB Will Furrer, who replaced Chris Chandler after he injured his shoulder while being sacked on the Oilers' last offensive series in the fourth quarter, is intercepted on his second pass attempt by CB Dewayne Washington (25-yard return). RB Robert Smith takes his third consecutive carry of OT 20 yards for the winning score with 7:10 gone in the extra stanza.

October 6, 1996 - HOUSTON 30, at Cincinnati 27: Bengals win the toss. The Bengals go three-and-out and are forced to punt, giving the Oilers the ball inside their own 20-yard line. On second down at the Oilers' 16-yard line, QB Chris Chandler connects with WR Willie Davis on a 37-yard pass to move into Cincinnati territory. Six plays later, K Al Del Greco hits from 49 yards out for the winning score at 4:22 of OT.

August 31, 1997 - at TENNESSEE 24, Oakland 21: Oilers win the toss. Oilers go

OVERTIME HISTORY

three-and-out and are forced to punt, giving the Raiders the ball at their own 33-yard line. The Raiders also go three-and-out and punt the ball to the Oilers. Tennessee takes over the ball at its own 35-yard line. On second-and-eight, QB Steve McNair connects with Frank Wycheck for 21 yards to the Raiders 42-yard line. Again on second down, McNair finds Wycheck, this time for 10 yards to the Raiders 32-yard line. On the next play, McNair scrambles for an 11-yard gain. RB Eddie George gains six yards before Al Del Greco hits the game-winner from 33 yards away with 8:03 left on the clock in overtime. The win is the Oilers first since relocating to Tennessee from Houston.

September 7, 1997 - at MIAMI 16, Tennessee 13: Dolphins win the toss. The Oilers kick to Dolphin return man Irving Spikes, who returns the kickoff 48 yards to the Oilers 45-yard line. On second down, Dan Marino hits RB Bernie Parmalee for a 16-yard gain. Again on second down, Marino connects with Fred Barnett for a 9-yard gain. On the play, Oiler DB Tomur Barnes was flagged for an unnecessary roughness penalty which moved the ball to the Oilers 11-yard line. On the next play, Olindo Mare knocks home a 29-yard field goal with 12:45 remaining in overtime.

September 10, 2000 - at TENNESSEE 17, Kansas City 14: Titans win the toss. The Chiefs kick to Derrick Mason, who returns the kick 28 yards to the Tennessee 29-yard line. A face mask penalty moves the ball to the 34-yard line. On third-and-eight, QB Neil O'Donnell passes to Kevin Dyson for 27 yards. A 26-yard pass to Frank Wycheck on the next play is negated by a holding penalty. Eddie George then rushes 29 yards to the Kansas City 18-yard line. On the next play, Al Del Greco kicks a 36-yard field goal with 12:02 remaining in overtime.

October 14, 2001 - at TENNESSEE 31, Tampa Bay 28: Buccaneers win the toss. Tennessee's defense forces a punt. Tampa Bay kicks to Joe Walker, who returns the kick eight yards to Tampa Bay's 46. Steve McNair passes to Drew Bennett for 14 yards. Eddie George rushes for one yard. McNair pass is incomplete to Kevin Dyson. George rushes up middle for minus one yard. Joe Nedney kicks a 49-yard field goal with 13:08 remaining in overtime.

September 22, 2002 - CLEVELAND 31, at Tennessee 28: Browns win the toss. Joe Nedney kicks ball into end zone for touchback. Jamel White rushes for six yards to Cleveland 26. Tim Couch passes to Jamel White for -1 yard to Cleveland 25. Couch passes for 10 yards to Quincy Morgan to Cleveland 35. White rushes off-tackle for 12 yards to Cleveland 47. Couch passes to Andre Davis for 31 yards to Tennessee 22. White rushes off tackle for five yards, then off left guard for two yards to Tennessee 15. Phil Dawson kicks a 33-yard field goal with 10:51 remaining in overtime.

December 1, 2002 - TENNESSEE 32, at N.Y. Giants 29: Giants win toss. Joe Nedney kicks off to Delvin Joyce, who returns the kickoff 38 yards to the New York 40. Kerry Collins passes to Ron Dixon for 14 yards to Tennessee 46. Tiki Barber rushes around the left side for two yards to Tennessee 44. Collins passes for 12 yards to Tennessee 32, but offensive pass interference is called on Amani Toomer, placing ball at New York 46. Collins passes incomplete to Barber. Collins sacked by Carlos Hall at New York 46. Matt Allen punts 34 yards to Tennessee 20. Steve McNair passes for 12 yards to Drew Bennett to Tennessee 32. McNair passes incomplete to Derrick Mason. McNair passes 23 yards to John Simon to New York 45. McNair passes 12 yards to Mason to New York 33. Robert Holcombe runs off right guard for 14 yards to New York 19. Holcombe rushes off left guard for minus 1 yard. Joe Nedney kicks 38-yard field goal with 10:00 remaining in overtime.

*****January 11, 2003 - at TENNESSEE 34, Pittsburgh 31:** Titans win the toss. Jeff Reed kicks off to John Simon, who returns kickoff 21 yards to Tennessee 31. Steve McNair passes incomplete to Robert Holcombe. McNair passes for 31 yards to Justin McCareins to Pittsburgh 38. McNair passes for 22 yards to Justin McCareins to Pittsburgh 16. Holcombe rushes up the middle for three yards to Pittsburgh 13. Joe Nedney connects on 31-yard field goal, but Pittsburgh calls timeout just before ball is snapped, so play does not count. Nedney then misses 31-yard field goal wide-right, but Dewayne Washington is flagged for roughing the kicker. Nedney makes good on 26-yard field goal with 12:49 remaining in overtime.

November 14, 2004 - CHICAGO 19, at Tennessee 17: Bears win the toss and control the ball at their own 26-yard line. They advance to the Chicago 48 before punting to the Tennessee 9. Billy Volek, who started at quarterback for an injured Steve McNair (sternum), throws an incomplete pass and then is sacked for a four-yard loss. On third down, Volek is sacked in the end zone by Adewale Ogunleye and fumbles. The ball is recovered in the end zone by Titans right tackle Fred Miller, who is tackled in the end zone for a safety. It is the first overtime game to end in a safety since Nov. 5, 1989, when Minnesota beat the L.A. Rams, 23-21.

December 10, 2006 - TENNESSEE 26, at Houston 20: Titans win the toss. Kris Brown kicks off to Pacman Jones, who returns it 36 yards to Tennessee's 43. Travis Henry rushes for one yard to Tennessee 44. Vince Young passes incomplete to Drew Bennett, but Houston is penalized for defensive holding, giving Titans a first down at the Tennessee 49. Chris Brown rushes up the middle for 16 yards to Houston's 35-yard line. Chris Brown is stopped for no gain, but Tennessee is penalized for offensive holding, moving ball to Houston's 45. Chris Brown rushes for five yards to Houston's 40. Vince Young passes to Ahmard Hall for one yard to Houston's 39. On 3rd-and-14, Vince Young drops back, then scrambles up the middle 39 yards for the game-winning

touchdown with 11:24 remaining in overtime.

December 9, 2007 - SAN DIEGO 23, at Tennessee 17: Chargers win the toss. Rob Bironas kicks off into end zone for touchback. Chargers drive to their own 47-yard line. M. Scifres punts 51 yards to Tennessee 2. LenDale White carries for 3 and 5 yards, but an incompleton on third down forces a punt. Craig Hentrich punts 57 yards to San Diego 38. After consecutive Tomlinson carries, Rivers passes for 11 yards to Antonio Gates to Tennessee 31. Tomlinson runs three yards to Tennessee 28. Rivers passes for 12 yards to Vincent Jackson to Tennessee 16. Tomlinson runs for game-winning 16-yard touchdown with 7:35 remaining in overtime.

November 2, 2008 - at TENNESSEE 19, Green Bay 16: Tennessee wins the toss. Mason Crosby kicks off to Chris Carr, who returns the kickoff 23 yards to the Tennessee 22. On third-and-six from the Tennessee 26, Kerry Collins passes to Chris Johnson for 16 yards. Johnson then gains 14 yards on a carry. On third-and-four from the Green Bay 38, LenDale White rushes for seven yards. After consecutive rushes by Johnson of five and three yards to the Green Bay 23, Rob Bironas kicks a game-winning 41-yard field goal on third down.

September 9, 2009 - at PITTSBURGH 13, Tennessee 10: Pittsburgh wins the toss. Rob Bironas kicks off to Stefan Logan, who returns the kick to the 24-yard line. The Steelers pick up first downs on an 11-yard reception by Hines Ward and a two-yard run by Mewelde Moore. On third-and-one at the Tennessee 48-yard line, quarterback Ben Roethlisberger completes an 11-yard pass to Santonio Holmes. From the Tennessee 37, Roethlisberger finds Mike Wallace for a 22-yard reception. Jeff Reed makes a 33-yard field goal to win the game with 10:28 on the clock.

December 20, 2009 - at TENNESSEE 27, Miami 24: Miami wins the toss. After a 23-yard kickoff return by Ted Ginn, quarterback Chad Henne finds fullback Lousaka Polite for a four-yard completion. A pass attempt on second down falls incomplete. On third-and-six from the Miami 27, Henne's pass intended for Davone Bess is intercepted by Titans safety Michael Griffin at the Miami 45. A three-yard return is followed by a 15-yard unnecessary roughness penalty on Miami receiver Greg Camarillo. After three running plays by the Titans netting minus-one yard, Rob Bironas kicks a 46-yard field goal to win the game.

November 21, 2010 - WASHINGTON 19, at Tennessee 16: Tennessee wins the toss. Graham Gano kicks off to Marc Mariani, who returns the ball 30 yards to the 33-yard line. After a 15-yard run by Chris Johnson, Johnson is stopped for no gain, and Rusty Smith throws two incomplete passes. Brett Kern punts to Brandon Banks, who calls for fair catch at the 13-yard line. Donovan McNabb completes a 26-yard pass to Chris Cooley. On second-and-22 from the 27, McNabb is intercepted by Alterraun Verner. However, the pass is ruled incomplete after a replay review, and an unnecessary roughness penalty on Tennessee's Jason Babin is enforced, providing a first down at the 42. A roughing the passer penalty is called on Will Witherspoon. McNabb completes a 10-yard pass to Santana Moss. On second-and-nine from the Tennessee 30, Verner is called for illegal contact. Four plays later, Gano wins the game on a 43-yard field goal with 8:17 remaining in overtime.

September 23, 2012 - at TENNESSEE 44, Detroit 41: Tennessee wins the coin toss in the franchise's first overtime under the modified overtime format. From the 20-yard line, Jake Locker completes a 24-yard pass to tight end Craig Stevens. On third-and-16 from the Tennessee 38-yard line, a defensive holding penalty gives the Titans another first down. Another 24-yard reception by Stevens was reversed upon replay review, but an unnecessary roughness penalty against Detroit on the same play put the ball at Detroit's 29-yard line. After receptions of 13 and seven yards by Damian Williams, Rob Bironas makes a 26-yard field goal. On Detroit's ensuing possession, Shaun Hill completes passes of 17 yards to tight end Brandon Pettigrew and 26 yards to receiver Calvin Johnson. A nine-yard run by Jioque Bell resulted in a first down at the Tennessee 16-yard line. But on fourth-and-one from the seven-yard line, Hill was stuffed for a one-yard loss on a quarterback sneak.

October 28, 2012 - INDIANAPOLIS 19, at Tennessee 13: Indianapolis wins the toss. After a touchback on Rob Bironas' kickoff, Colts running back Donald Brown takes a handoff on six consecutive plays (first carry nullified by a Titans penalty), gaining 35 total yards. Andrew Luck then completes a 20-yard pass to wide receiver Reggie Wayne. Finally, on second-and-10 from the Tennessee 16-yard line, Luck completes a short pass to running back Vick Ballard, who dives to the front left pylon for a touchdown. A replay review upholds the ruling on the field.

September 15, 2013 - at HOUSTON 30, Tennessee 24: Houston wins the toss. Keshawn Martin returns Rob Bironas' kickoff to the Houston 22-yardline, followed by an 18-yard completion from Matt Schaub to tight end Garrett Graham. Arian Foster rushes for five yards and 16 yards on consecutive carries, and Ben Tate carries for 13 yards on the following play. Three plays later, Schaub finds rookie receiver DeAndre Hopkins for a 26-yard pass, setting up first-and-goal on the one-yard line. On third down, Schaub and Hopkins connect again, this time for the game-winning, three-yard touchdown pass. A replay review upholds the touchdown call.

December 15, 2013 - ARIZONA 37, at Tennessee 34: After the Titans score 17 points in the final four minutes of regulation to force overtime, they win the coin toss to begin overtime. On the second play from scrimmage in the extra period, Ryan Fitzpatrick

OVERTIME HISTORY

completes a 33-yard pass to receiver Nate Washington. However, on the next play, Fitzpatrick's pass is intercepted by cornerback Antoine Cason at the Arizona 30-yard line. The Cardinals then drive 31 yards, including 22 total rushing yards by Rashard Mendenhall and a nine-yard pass from Carson Palmer to tight end Jim Dray. On third-and-12 from the 33-yard line, Jay Feely makes the game-winning, 41-yard field goal.

November 8, 2015 – TENNESSEE 34, at New Orleans 28: Tennessee wins the coin toss. From the 20-yard line, Marcus Mariota completes a 14-yard pass to Dorial Green-Beckham, which is followed by a 15-yard run by Antonio Andrews. Mariota connects with tight end Craig Stevens for a 24-yard gain, and then, on third-and-two from the 17-yard line, Green-Beckham records a nine-yard catch. On second-and-goal from the five-yard line, Mariota finds tight end Anthony Fasano in the end zone for the franchise's first game-winning touchdown pass in overtime.

October 22, 2017 – TENNESSEE 12, at Cleveland 9: The Browns win the coin toss and Cleveland goes three-and-out on their first possession. The Titans take over at their own 36-yard line and pick up a first down before punting. The Tennessee defense forces another three-and-out punctuated by a 12-yard sack of Cody Kessler by Brian Orakpo and Derrick Morgan on third-and-eight. Marcus Mariota connects with Rishard Matthews for an eight-yard gain on third-and-three setting up Ryan Succop's 47-yard game-winning field goal just after the two-minute warning.

September 30, 2018 – at TENNESSEE 26, Philadelphia 23: The Eagles win the coin toss and conducted a nine-play, 56-yard drive that is punctuated by a Jake Elliott 37-yard field goal, giving the visitors a 23-20 lead. The Titans answer with a 16-play, 75-yard march that features three fourth-down conversions. Marcus Mariota finds Taywan Taylor along the sideline for a 19-yard reception on fourth-and-15. Four plays later, Nick Williams draws a pass interference penalty on fourth-and-four. With less than a minute to play in the extra stanza, Mariota connects with Dion Lewis for a 17-yard pass play down to the Philadelphia 15-yard line on fourth-and-two. A Malcolm Jenkins defensive holding call gets the Titans five yards closer. On third-and-10 with 17 seconds on the clock, Mariota finds a leaping Corey Davis in the end zone for the game-winning, 10-yard touchdown strike and a Titans' 26-23 victory.

October 18, 2020 – at TENNESSEE 42, Houston 36: After A.J. Brown hauls in his second touchdown of the day with four seconds remaining in regulation to force overtime, the Titans win the coin toss to begin the extra session. Derrick Henry takes a swing pass from Ryan Tannehill on the second play of overtime and sprints 53 yards down the right sideline to the Houston 27-yard line. On the next snap, backup running back Jeremy McNichols scampers 17 yards up the middle setting up first-and-goal for Tennessee at the Texans' 10-yard line. Three plays later, Henry lines up behind center in the "KingCat" formation and takes the direct snap five yards off left tackle for a touchdown and a Titans' 42-36 victory.

November 22, 2020 – TENNESSEE 30, at Baltimore 24: The Ravens win the coin toss, but the Titans defense forces a three-and-out that includes a Harold Landry III nine-yard sack of Lamar Jackson on second-and-eight. Tennessee takes over at their own 27-yard line following a Sam Koch 46-yard punt. Ryan Tannehill connects with Corey Davis for gains of 14 yards and 11 yards sandwiched around a Derrick Henry four-yard run. Henry rumbles again for four yards before Tannehill finds A.J. Brown for an 11-yard completion with 5:29 remaining in the extra session. Henry seals the victory on the next play by carrying the ball off left tackle and cutting it back for a 29-yard touchdown run, which caps his 133-yard rushing day and gives the Titans a 30-24 road win.

September 19, 2021 – TENNESSEE 33, at Seattle 30: The Titans win the coin toss, but their initial offensive series stalls after gaining a first down. Brett Kern booms a 53-yard punt that is fair caught at the Seahawks' 13-yard line. After two Russell Wilson incompletions, Ola Adeniyi drops Wilson for a 12-yard sack at the Seattle one-yard line and nearly ends the game with a safety. Chester Rogers returns the ensuing punt nine yards to Seahawks' 39-yard line. Derrick Henry carries the ball four times for 21 yards, setting up Randy Bullock's 36-yard field goal with 4:45 remaining in the extra session.

October 3, 2021 – at N.Y. JETS 27, Tennessee 24: The Jets win the toss. New York converts three third downs, setting up a first-and-goal at the Titans' nine-yard line. After an incompleteness on first down, Zach Wilson connects on an eight-yard pass to Tevin Coleman. On third-and-goal from the Titans' one-yard line, Denico Autry chases down Wilson and drops him for a three-yard sack. The Jets settle for a 22-yard Matt Ammendola field goal and a 27-24 lead. The Titans take possession at their own 25-yard line and quickly find themselves in a third-and-21 hole. A 20-yard pass from Ryan Tannehill to Chester Rogers sets up a fourth-and-one that Derrick Henry converts with a 13-yard run. Four plays later, Henry converts a fourth-and-two with a two-yard rumble to the New York 43-yard line. Tannehill then finds Rogers for a 12-yard completion and the Titans take a timeout with 36 seconds remaining in the extra session. An offside penalty on the Jets is sandwiched between two incompletions setting up a third-and-five from the Jets' 26-yard line. A Titans delay of game penalty makes it third-and-10. Tannehill can't connect with Jeremy McNichols over the middle. The Titans elect to try to tie the contest with a 49-yard field goal with 19 seconds on the clock, but Randy Bullock's attempt sails wide left and the Jets prevail 27-24.

October 31, 2021 – TENNESSEE 34, at Indianapolis 31: The Colts win the coin toss, but their initial offensive series amounts to a three-and-out. The Titans take over at their own 28-yard line after a 38-yard punt. The Tennessee offense quickly goes three-and-out and Brett Kern booms a 49-yard punt that lands out of bounds at the Indianapolis 15-yard line. The Colts register a first down, but on the ensuing first-and-10 Kevin Byard steps in front of a Carson Wentz pass intended for Michael Pittman and returns the interception 14 yards to the Colts' 32-yard line. An illegal block above the waist penalty on first down sets up a first-and-20 for the Titans. Following an incompleteness, A.J. Brown hauls in a 13-yard pass from Ryan Tannehill and Derrick Henry rumbles for two yards to the Colts' 27-yard line. Randy Bullock nails the game-winning 44-yard field goal with 4:03 remaining in overtime to give the Titans a sweep of the season series and a commanding lead in the division.

November 6, 2022 – at KANSAS CITY 20, Tennessee 17: The Chiefs win the coin toss. Patrick Mahomes completes an 18-yard pass to Travis Kelce and connects with Noah Gray for 27 yards. The Chiefs convert a fourth-and-one at the Tennessee 13-yard line but are then forced to settle for a 28-yard field goal by Harrison Butker. The Titans take possession, but Malik Willis is sacked on consecutive downs. The offense fails to register a first down as the Chiefs clinch the victory.

* AFL Championship Game

** Wild Card Playoff Game

*** AFC Divisional Playoff Game

HOTTEST/COLDEST GAMES

SIX HOTTEST GAMES

DATE	OPPONENT	SCORE	WEATHER
9/11/83	at L.A. Raiders	6-20 (L)	96°, clear
9/9/90	at Atlanta	27-47 (L)	94°, partly cloudy
10/7/62	BUFFALO	17-14 (W)	93°, showers
9/14/65	N.Y. JETS	27-21 (W)	93°, sunny
9/15/19	INDIANAPOLIS	17-19 (L)	93°, sunny
10/6/63	at Kansas City	7-28 (L)	92°, sunny

15 COLDEST GAMES

DATE	OPPONENT	SCORE	WEATHER
12/18/16	at Kansas City	19-17 (W)	1°, clear (-9° wind chill)
*1/10/04	at New England	14-17 (L)	4°, clear (-10° wind chill)
12/11/77	at Cleveland	19-15 (W)	7°, clear (-7° wind chill)
12/17/89	at Cincinnati	7-61 (L)	9°, overcast (0° wind chill)
*1/19/20	at Kansas City	24-35 (L)	17°, sunny (5° wind chill)
12/8/13	at Denver	28-51 (L)	18°, clear (11° wind chill)
12/26/10	at Kansas City	14-34 (L)	19°, cloudy (10° wind chill)
12/24/22	vs. Houston	14-19 (L)	20°, clear and cold (6° wind chill)
12/17/00	at Cleveland	24-0 (W)	20°, snow (-10° wind chill)
12/14/80	at Green Bay	22-3 (W)	20°, clear (9° wind chill)
*1/6/80	at Pittsburgh	13-27 (L)	22°, part. cloudy (12° wind chill)
12/15/85	at Cleveland	21-28 (L)	22°, overcast (-7° wind chill)
12/18/88	at Cleveland	23-28 (L)	22°, overcast (0° wind chill)
12/16/07	at Kansas City	26-17 (W)	22°, clear (14° wind chill)
12/31/17	vs. Jacksonville	15-10 (W)	23°, clear, (16° wind chill)

* Playoff game

ALL-TIME OFFENSIVE YARDS AND RANKINGS

Year	Total Plays	First Downs	Rush Yards (Rank)	Net Pass Yards (Rank)	Total Yards (Rank)	Total Points
1960	930	262	1,565 (3)	3,371 (1)	4,936 (1)	379
1961	964	293	1,896 (2)	4,392 (1)	6,288 (1)	513
1962	943	266	1,742 (4)	3,229 (2)	4,971 (2)	387
1963	870	254	1,210 (7)	3,222 (1)	4,432 (4)	302
1964	942	284	1,347 (7)	3,527 (2)	4,874 (4)	310
1965	905	227	1,178 (7)	2,813 (2)	3,991 (5)	298
1966	926	246	1,515 (5)	2,897 (4)	4,412 (7)	335
1967	828	207	2,122 (1)	1,381 (9)	3,503 (8)	258
1968	905	240	1,804 (4)	2,548 (4)	4,352 (5)	303
1969	965	256	1,706 (5)	2,825 (2)	4,531 (4)	278
1970	922	232	1,556 (19)	2,506 (7)	4,062 (10)	217
1971	815	201	1,106 (26)	2,409 (6)	3,515 (22)	251
1972	817	183	1,518 (23)	1,673 (23)	3,191 (26)	164
1973	840	193	1,388 (26)	1,919 (16)	3,307 (24)	199
1974	817	200	1,361 (26)	1,977 (20)	3,338 (24)	236
1975	900	234	2,068 (12)	1,869 (23)	3,937 (19)	293
1976	878	199	1,498 (27)	2,072 (15)	3,570 (24)	222
1977	879	228	1,989 (14)	1,875 (17)	3,864 (18)	299
1978	993	276	2,476 (6)	2,338 (18)	4,814 (16)	283
1979	1,034	268	2,571 (4)	2,256 (25)	4,827 (22)	362
1980	1,063	329	2,635 (2)	3,007 (17)	5,642 (4)	295
1981	947	241	1,734 (23)	2,777 (23)	4,511 (27)	281
1982	551	138	799 (26)	1,574 (19)	2,373 (28)	136
1983	1,033	295	1,998 (18)	2,902 (23)	4,900 (24)	288
1984	969	284	1,656 (23)	3,228 (17)	4,884 (23)	240
1985	998	270	1,570 (25)	3,082 (19)	4,652 (24)	284
1986	1,089	299	1,700 (19)	3,449 (13)	5,149 (16)	274
1987	998	294	1,923 (14)	3,300 (7)	5,223 (8)	345
1988	1,010	308	2,249 (4t)	2,956 (22)	5,205 (14)	424
1989	1,028	327	1,928 (12)	3,499 (10)	5,427 (9)	365
1990	1,006	376	1,417 (24)	4,805 (1)	6,222 (1)	405
1991	1,022	353	1,366 (23)	4,621 (1)	5,987 (2)	386
1992	958	339	1,626 (18)	4,029 (1)	5,655 (3)	352
1993	1,066	330	1,792 (12)	3,866 (3)	5,658 (3)	368
1994	1,036	278	1,682 (12)	2,799 (25)	4,481 (26)	226
1995	1,046	295	1,664 (18)	3,241 (19)	4,905 (23)	348
1996	972	287	1,950 (6)	3,098 (21)	5,048 (18)	345
1997	993	288	2,414 (3)	2,505 (29)	4,919 (18)	333
1998	1,016	308	1,970 (9)	3,291 (15)	5,261 (9)	330
1999	1,011	294	1,811 (13)	3,479 (13t)	5,290 (13)	392
2000	1,036	299	2,084 (7)	3,266 (16)	5,350 (14)	346
2001	1,026	288	1,794 (12)	3,558 (8t)	5,352 (8)	336
2002	1,032	312	1,952 (11)	3,320 (20)	5,272 (17)	367
2003	1,013	310	1,623 (26)	3,878 (5)	5,501 (8)	435
2004	1,053	308	1,871 (14)	3,616 (10)	5,487 (11)	344
2005	1,022	279	1,525 (23)	3,597 (9)	5,122 (17)	299
2006	945	261	2,214 (5)	2,596 (30)	4,810 (27)	324
2007	1,037	306	2,109 (5)	2,878 (27)	4,987 (21)	301
2008	973	268	2,199 (7)	2,819 (27)	5,018 (21)	375
2009	990	288	2,592 (2)	3,031 (23)	5,623 (12)	354
2010	907	252	1,727 (17)	3,107 (25)	4,834 (27)	356
2011	984	281	1,438 (31)	3,923 (12)	5,361 (17)	325
2012	957	260	1,687 (21)	3,323 (22)	5,010 (26)	330
2013	1,032	311	1,894 (14)	3,496 (21)	5,390 (22)	362
2014	919	258	1,447 (26)	3,412 (22)	4,859 (29)	254
2015	976	298	1,485 (25)	3,503 (25t)	4,988 (30)	299
2016	1,008	322	2,187 (3)	3,541 (25)	5,728 (11)	381
2017	974	290	1,833 (15)	3,191 (23)	5,024 (23)	334
2018	938	289	2,023 (7)	2,975 (29)	4,998 (25)	310
2019	949	317	2,223 (3)	3,582 (21)	5,805 (12)	402
2020	1,031	381	2,690 (2)	3,653 (23)	6,343 (2t)	491
2021	1,133	362	2,404 (5)	3,418 (24)	5,822 (17)	419
2022	992	277	2,131 (13)	2,914 (30)	5,045 (30)	298

ALL-TIME DEFENSIVE YARDS AND RANKINGS

Year	Total Plays	First Downs	Rush Yards (Rank)	Net Pass Yards (Rank)	Total Yards (Rank)	Total Points
1960	995	282	1,027 (2)	3,874 (8)	4,901 (6)	285
1961	899	235	1,634 (6)	2,391 (2)	4,025 (2)	242
1962	880	217	1,569 (3)	2,561 (2)	4,130 (2)	270
1963	873	256	1,710 (7)	2,606 (3)	4,316 (6)	372
1964	896	267	1,961 (7)	3,280 (6)	5,241 (8)	355
1965	946	271	2,683 (8)	2,470 (2)	5,153 (8)	429
1966	881	244	1,833 (7)	3,162 (8)	4,995 (9)	396
1967	910	233	1,637 (7)	2,418 (3)	4,055 (4)	199
1968	854	198	1,704 (4)	1,671 (1)	3,375 (1)	248
1969	833	183	1,556 (5)	2,217 (2)	3,773 (2)	279
1970	840	227	1,793 (17)	2,605 (24)	4,398 (25)	352
1971	880	237	1,723 (11)	2,072 (10)	3,795 (9)	330
1972	894	263	2,591 (25)	2,143 (11)	4,734 (23)	380
1973	929	274	2,410 (23)	2,237 (20)	4,647 (24)	447
1974	919	268	2,050 (19)	2,375 (20)	4,425 (22)	282
1975	952	264	1,680 (3)	2,457 (17)	4,137 (11)	226
1976	935	226	2,072 (16)	1,915 (8)	3,987 (10)	273
1977	933	247	1,815 (10)	2,142 (20)	3,957 (14)	230
1978	1,021	292	2,072 (9)	2,842 (24)	4,914 (17t)	298
1979	1,038	304	2,225 (17)	2,765 (14)	4,990 (13)	331
1980	932	259	1,811 (8)	2,801 (4)	4,612 (5)	251
1981	1,084	325	2,411 (24)	3,315 (17)	5,726 (24)	355
1982	613	187	1,225 (23)	2,213 (25)	3,438 (28)	245
1983	1,031	332	2,787 (28)	2,845 (4)	5,632 (22)	460
1984	1,075	345	2,789 (28)	3,179 (11)	5,968 (27)	437
1985	1,091	356	2,814 (28)	3,341 (18)	6,155 (27)	412
1986	1,054	285	2,035 (20)	2,999 (8)	5,034 (13)	329
1987	976	287	1,848 (17)	3,145 (17)	4,993 (17)	349
1988	985	304	1,592 (4)	3,266 (13)	4,858 (8)	365
1989	940	314	1,669 (9)	3,542 (17)	5,211 (13)	412
1990	890	279	1,575 (8)	3,060 (14)	4,635 (11)	307
1991	984	280	1,540 (6)	3,208 (14)	4,748 (9)	251
1992	907	254	1,634 (9)	2,577 (3)	4,211 (3)	258
1993	1,003	289	1,273 (1)	3,601 (23)	4,874 (14)	238
1994	971	275	2,120 (28)	2,795 (2)	4,915 (9)	352
1995	983	267	1,526 (8)	3,125 (3)	4,651 (5)	324
1996	956	271	1,385 (2)	3,225 (13)	4,610 (6)	319
1997	992	292	1,573 (4)	3,658 (27)	5,231 (22)	310
1998	955	279	1,610 (9t)	3,511 (20)	5,121 (16)	320
1999	994	300	1,550 (10)	3,695 (25)	5,245 (17)	324
2000	908	215	1,390 (3)	2,423 (1)	3,813 (1)	191
2001	996	300	1,431 (5)	4,084 (31)	5,515 (25)	388
2002	974	297	1,424 (2)	3,540 (25)	4,964 (10)	324
2003	926	275	1,295 (1)	3,606 (30)	4,901 (12)	324
2004	977	318	1,917 (18)	3,807 (26)	5,724 (27)	439
2005	960	294	1,894 (22)	3,216 (17)	5,110 (19)	421
2006	1,062	329	2,313 (30)	3,602 (27)	5,915 (32)	400
2007	978	268	1,478 (5)	3,187 (10)	4,665 (5)	297
2008	1,022	276	1,502 (6)	3,196 (9)	4,698 (7)	234
2009	1,038	323	1,711 (10t)	4,139 (31)	5,850 (28)	402
2010	1,139	356	1,851 (20)	4,032 (29)	5,883 (26)	339
2011	1,080	324	2,053 (24)	3,629 (14)	5,682 (T-18)	317
2012	1,086	358	2,035 (24)	3,964 (26)	5,999 (27)	471
2013	1,027	329	1,795 (20)	3,612 (11)	5,407 (14)	381
2014	1,099	357	2,195 (31)	3,773 (15)	5,968 (27)	438
2015	1,003	317	1,797 (18)	3,678 (7)	5,475 (12)	423
2016	1,031	324	1,413 (2)	4,307 (30)	5,720 (20)	378
2017	1,046	323	1,420 (4)	3,828 (25)	5,248 (13)	356
2018	1,001	298	1,863 (18)	3,471 (6)	5,334 (8)	303
2019	1,056	335	1,672 (12)	4,080 (24)	5,752 (21)	331
2020	1,076	391	1,933 (19)	4,439 (29)	6,372 (28)	439
2021	1,039	331	1,438 (2)	4,169 (25)	5,607 (12)	354
2022	1,100	339	1,307 (1)	4,671 (32)	5,978 (23)	359

2022 ATTENDANCE

2022 PRESEASON

Home

Tampa Bay Buccaneers	65,319
Arizona Cardinals	63,004
Preseason Home Total:	128,323

Away

@ Baltimore Ravens	64,216
Preseason Away Total:	64,216

2022 REGULAR SEASON

Home

N.Y. Giants	67,805
Las Vegas Raiders	68,649
Indianapolis Colts	69,459
Denver Broncos	69,240
Cincinnati Bengals	69,441
Jacksonville Jaguars	68,409
Houston Texans	66,634
Dallas Cowboys	69,292
Regular Season Home Total:	548,929
Regular Season Home Average:	68,616

Away

@ at Buffalo	70,683
@ Indianapolis	65,781
@ Washington	51,836
@ Houston	68,467
@ Kansas City	73,475
@ Green Bay	77,506
@ Philadelphia	69,879
@ L.A. Chargers	70,240
@ Jacksonville	70,050
Regular Season Away Total:	617,917
Regular Season Away Average:	68,657

Regular Season Total (17 games) – 1,166,846 Average – 68,638

Nissan Stadium Game Totals (10 games) – 677,252 . Average – 67,725



ATTENDANCE RECORDS

Total Combined Regular Season

1,166,846 (2022 – 17 games)
1,137,282 (2021 – 17 games)
1,115,265 (2010 – 16 games)
1,098,921 (2007 – 16 games)
1,097,073 (2006 – 16 games)
1,097,039 (2000 – 16 games)
1,096,866 (2014 – 16 games)
1,092,094 (2018 – 16 games)
1,089,472 (2001 – 16 games)
1,088,061 (2008 – 16 games)
1,087,279 (2003 – 16 games)
1,086,095 (2009 – 16 games)
1,077,697 (2011 – 16 games)
1,070,701 (2012 – 16 games)
1,059,178 (2005 – 16 games)

Total Home Regular Season

617,102 (2021 – 9 games)
553,192 (2005 – 8 games)
553,144 (2006–2014, 8 games per season)
551,210 (2004 – 8 games)
550,472 (2003 – 8 games)
550,437 (2002 – 8 games)
550,393 (2001 – 8 games)
548,929 (2022 – 8 games)
547,524 (2000 – 8 games)
528,890 (1999 – 8 games)
525,214 (2017 – 8 games)

Regular Season Home Game

69,484 (vs. Kansas City, 2021)
69,459 (vs. Indianapolis, 2022)
69,441 (vs. Cincinnati, 2022)
69,419 (vs. Buffalo, 2021)
69,414 (vs. New Orleans, 2021)
69,363 (vs. New England, 2018)

Away Game

90,616 (at Dallas, 2010)
90,466 (at Dallas, 2018)
88,550 (at Washington, 2006)

Postseason Game

80,023 (at Buffalo, 1989)

Largest Nissan Stadium Attendance

69,484 (vs. Kansas City, 2021)

Largest Vanderbilt Stadium Attendance

41,121 (vs. Minnesota, 1998)

Largest Liberty Bowl Att. (Memphis)

50,677 (vs. Pittsburgh, 1997)

Largest Astrodome Att. (Houston)

64,934 (vs. Pittsburgh, 1992)
64,184 (vs. Kansas City, 1994)**

Largest Rice Stadium Att. (Houston)

52,580 (vs. N.Y. Jets, 1965)
36,375 (vs. Oakland, 1967)

Largest Jeppesen Stadium Att. (Houston)

37,981 (vs. Dallas Texans, 1962)***
37,854 (vs. San Diego, 1961)

*AFC Wild Card Game

**AFC Divisional Playoff

***AFL Championship Game

ALL-TIME REGULAR SEASON ATTENDANCE TOTALS

YEARLY TOTALS				HOME TOTALS				AWAY TOTALS			
Year	Attendance	Games	Average	Year	Attendance	Games	Average	Year	Attendance	Games	Average
1960	272,940	14	19,496	1960	140,136	7	20,019	1960	132,804	7	18,972
1961	316,379	14	22,599	1961	195,024	7	27,861	1961	121,355	7	17,336
1962	295,108	14	21,079	1962	200,285	7	28,612	1962	94,823	7	13,546
1963	337,235	14	24,088	1963	163,372	7	23,339	1963	173,863	7	24,838
1964	327,284	14	23,377	1964	141,777	7	20,254	1964	185,507	7	26,501
1965	450,249	14	32,161	1965	240,857	7	34,408	1965	209,392	7	29,913
1966	411,555	14	29,397	1966	177,896	7	25,414	1966	233,659	7	33,380
1967	447,385	14	31,956	1967	185,129	7	26,447	1967	262,256	7	37,465
1968	569,255	14	40,661	1968	283,383	7	40,483	1968	285,872	7	40,839
1969	599,862	14	42,847	1969	309,420	7	44,203	1969	290,442	7	41,492
1970	659,432	14	47,102	1970	294,425	7	42,061	1970	365,007	7	52,144
1971	658,611	14	47,044	1971	289,954	7	41,422	1971	368,657	7	52,665
1972	684,790	14	48,914	1972	285,851	7	40,836	1972	398,939	7	56,991
1973	593,244	14	42,375	1973	219,386	7	31,341	1973	373,858	7	53,408
1974	614,609	14	43,901	1974	237,403	7	33,915	1974	377,206	7	53,887
1975	718,775	14	51,341	1975	336,458	7	48,065	1975	382,317	7	54,617
1976	713,217	14	50,944	1976	331,895	7	47,414	1976	381,322	7	54,475
1977	721,334	14	51,524	1977	345,820	7	49,403	1977	375,514	7	53,645
1978	872,727	16	54,545	1978	411,652	8	51,457	1978	461,075	8	57,634
1979	855,514	16	53,470	1979	396,580	8	49,573	1979	458,934	8	57,367
1980	898,625	16	56,164	1980	398,699	8	49,837	1980	499,926	8	62,491
1981	845,112	16	52,280	1981	355,259	8	44,407	1981	489,853	8	61,232
1982	402,513	9	44,724	1982	200,340	5	40,068	1982	202,173	4	50,543
1983	707,215	16	44,201	1983	321,440	8	40,180	1983	385,775	8	48,222
1984	707,644	16	44,228	1984	323,533	8	40,442	1984	384,111	8	48,014
1985	734,041	16	45,878	1985	329,445	8	41,181	1985	404,596	8	50,575
1986	693,294	16	43,331	1986	303,786	8	37,973	1986	389,508	8	48,689
1987	685,703	15	45,714	1987	259,875	7	37,125	1987	425,828	8	53,229
1988	845,396	16	52,838	1988	365,981	8	45,748	1988	479,415	8	59,927
1989	889,424	16	55,589	1989	451,027	8	56,378	1989	438,397	8	54,800
1990	917,819	16	57,364	1990	449,275	8	56,159	1990	468,544	8	58,568
1991	921,346	16	57,584	1991	482,726	8	60,341	1991	438,620	8	54,828
1992	965,366	16	60,335	1992	479,428	8	59,928	1992	485,938	8	60,743
1993	944,071	16	59,004	1993	452,522	8	56,565	1993	491,549	8	61,444
1994	822,738	16	51,421	1994	353,514	8	44,189	1994	469,224	8	58,653
1995	764,253	16	47,766	1995	288,860	8	36,108	1995	475,393	8	59,424
1996	604,633	16	37,790	1996	254,600	8	31,825	1996	350,033	8	43,754
1997	683,765	16	42,735	1997	224,757	8	28,095	1997	459,008	8	57,376
1998	791,806	16	49,487	1998	299,555	8	37,444	1998	492,251	8	61,531
1999	1,017,727	16	63,608	1999	528,890	8	66,111	1999	488,837	8	61,105
2000	1,097,039	16	68,565	2000	547,524	8	68,441	2000	549,515	8	68,689
2001	1,089,472	16	68,092	2001	550,393	8	68,799	2001	539,079	8	67,385
2002	1,050,989	16	65,687	2002	550,437	8	68,805	2002	500,552	8	62,569
2003	1,087,279	16	67,955	2003	550,472	8	68,809	2003	536,807	8	67,101
2004	1,051,730	16	65,733	2004	551,210	8	68,901	2004	500,520	8	62,565
2005	1,059,178	16	66,199	2005	553,192	8	69,149	2005	505,986	8	63,248
2006	1,097,073	16	68,567	2006	553,144	8	69,143	2006	543,929	8	67,991
2007	1,098,921	16	68,683	2007	553,144	8	69,143	2007	545,777	8	68,222
2008	1,088,061	16	68,004	2008	553,144	8	69,143	2008	534,917	8	66,865
2009	1,086,095	16	67,881	2009	553,144	8	69,143	2009	532,951	8	66,619
2010	1,115,265	16	69,704	2010	553,144	8	69,143	2010	562,121	8	70,265
2011	1,077,697	16	67,356	2011	553,144	8	69,143	2011	524,553	8	65,569
2012	1,070,701	16	66,919	2012	553,144	8	69,143	2012	517,557	8	64,695
2013	1,057,807	16	66,113	2013	553,144	8	69,143	2013	504,663	8	63,083
2014	1,096,866	16	68,554	2014	553,144	8	69,143	2014	543,722	8	67,965
2015	1,045,359	16	65,335	2015	498,435	8	62,304	2015	546,924	8	68,366
2016	1,016,507	16	63,532	2016	517,273	8	63,532	2016	499,234	8	62,404
2017	1,040,119	16	65,007	2017	525,214	8	65,652	2017	514,905	8	64,363
2018	1,092,094	16	68,256	2018	516,161	8	64,520	2018	575,933	8	71,992
2019	1,047,496	16	65,469	2019	516,074	8	64,509	2019	531,422	8	66,428
2020	135,103	16	8,444	2020	84,527	8	10,566	2020	50,576	8	6,322
2021	1,137,282	17	66,899	2021	617,102	9	68,567	2021	520,180	8	65,023
2022	1,166,846	17	68,638	2022	548,929	8	68,616	2022	617,917	9	68,657
Totals	50,966,975	966	52,761	Totals	24,515,454	483	50,757	Totals	26,451,521	483	54,765