



**2013 TENNESSEE TITANS  
MEDIA GUIDE**

## TITANS FINGERTIP INFORMATION

### SAINT THOMAS SPORTS PARK

Tennessee Titans  
460 Great Circle Rd.  
Nashville, TN 37228  
615-565-4000  
(same for training camp)



### TRAINING CAMP

- Saint Thomas Sports Park

### LP FIELD/TICKET OPERATIONS

Tennessee Titans  
One Titans Way  
Nashville, TN 37213  
615-565-4200 (Ticket Dept.)  
615-565-4300 (LP Field Administration)  
(69,149 capacity)

### TITANS' OFFICIAL WEB SITE

www.TitansOnline.com

### MOBILE APP

apps.yinzcam.com/nfl/ten

### SOCIAL MEDIA

twitter.com/tennesseetitans  
facebook.com/titans  
instagram.com/tennesseetitans  
plus.google.com/+Titans  
foursquare.com/tennesseetitans

### ONLINE MEDIA GUIDE

www.TitansOnline.com/mediaguide

### TITANS COLORS

Titans Blue (Pantone 279), Titans Navy (282), Titans Red (186), Titans Silver (877 metallic)

### DIVISION/CONF./LEAGUE TITLES

- Two AFL Championships (1960, 1961)
- One AFC Championship (1999)
- Four AFL Eastern Division Championships (1960, 1961, 1962, 1967)
- Two AFC South Division Championships (2002, 2008)
- Three AFC Central Division Championships (1991, 1993, 2000)
- Four AFL Championship Game Appearances (1960, 1961, 1962, 1967)
- Four AFC Championship Game Appearances (1978, 1979, 1999, 2002)
- One Super Bowl Appearance (XXXIV)
- 21 Playoff Appearances (1960, 1961, 1962, 1967, 1969, 1978, 1979, 1980, 1987, 1988, 1989, 1990, 1991, 1992, 1993, 1999, 2000, 2002, 2003, 2007, 2008)

### FRANCHISE TIMELINE

1960–1996 Houston Oilers  
1997 Team Relocates from Houston to Nashville  
1997 Tennessee Oilers (Liberty Bowl, Memphis)  
1998 Tennessee Oilers (Vanderbilt Stadium, Nashville)  
1999–Present Tennessee Titans (LP Field, Nashville)

### TITANS/OILERS ALL-TIME RECORD

**Regular Season: 392-406-6**

Home: 227-173-2  
Road: 165-233-4  
As Titans: 125-99-0  
As Oilers: 267-307-6

**Postseason: 14-19**

Home: 6-5  
Road: 8-13  
Super Bowl (XXXIV): 0-1

## 2013 TITANS SCHEDULE

### PRESEASON

Day	Date	Opponent	Kickoff	TV
Thu.	Aug. 8	<b>WASHINGTON</b>	7 p.m.	WKRN
Sat.	Aug. 17	at Cincinnati	6 p.m.	WKRN
Sat.	Aug. 24	<b>ATLANTA</b>	7 p.m.	ESPN
Thu.	Aug. 29	at Minnesota	7 p.m.	WKRN

### REGULAR SEASON

Day	Date	Opponent	Kickoff	TV
Sun.	Sept. 8	at Pittsburgh	Noon	CBS
Sun.	Sept. 15	at Houston	Noon	CBS
Sun.	Sept. 22	<b>SAN DIEGO</b>	Noon	CBS
Sun.	Sept. 29	<b>N.Y. JETS</b>	3:05 p.m.	CBS
Sun.	Oct. 6	<b>KANSAS CITY</b>	Noon	CBS
Sun.	Oct. 13	at Seattle	3:05 p.m.	CBS
Sun.	Oct. 20	<b>SAN FRANCISCO</b>	3:05 p.m.	FOX
Sun.	Oct. 27	BYE		
Sun.	Nov. 3	at St. Louis	Noon	CBS
Sun.	Nov. 10	<b>JACKSONVILLE</b>	Noon	CBS
Thu.	Nov. 14	<b>INDIANAPOLIS</b>	7:25 p.m.	NFLN
Sun.	Nov. 24	at Oakland	3:05 p.m.*	CBS
Sun.	Dec. 1	at Indianapolis	Noon*	CBS
Sun.	Dec. 8	at Denver	3:05 p.m.*	CBS
Sun.	Dec. 15	<b>ARIZONA</b>	Noon*	FOX
Sun.	Dec. 22	at Jacksonville	Noon*	CBS
Sun.	Dec. 29	<b>HOUSTON</b>	Noon*	CBS

All kickoff times Central

\* Times subject to change

### FRANCHISE RECORD HOLDERS/CAREER

Rushing Yards	Eddie George (1996-03)	10,009
Passing Yards	Warren Moon (1984-1993)	33,685
Receiving Yards	Ernest Givins (1986-1994)	7,935
Receptions	Ernest Givins (1986-1994)	542
Interceptions	Jim Norton (1960-1968)	45
Field Goals	Al Del Greco (1991-2000)	246
Points	Al Del Greco (1991-2000)	1,060
Touchdowns	Eddie George (1996-2003)	74
Wins (Coach)	Jeff Fisher (1994-2010)	147
Wins (QB)	Steve McNair (1995-2005)	81

### FRANCHISE RECORD HOLDERS/SEASON

Rushing Yards	Chris Johnson (2009)	2,006
Passing Yards	Warren Moon (1991)	4,690
Receiving Yards	Charles Hennigan (1961)	1,746
Receptions	Charles Hennigan (1964)	101
Interceptions	Fred Glick (1963)	12
	Mike Reinfeldt (1979)	12
Field Goals	Al Del Greco (1998)	36
Points	Al Del Greco (1998)	136
Touchdowns	Earl Campbell (1979)	19

## TITANS STAFF DIRECTORY

### Executives

K.S. Adams, Jr. . . . . Founder, Owner, Chairman of the Board, President and CEO

### Executives - Executive Vice Presidents

Don MacLachlan . . . . . Executive Vice President of Administration and Facilities  
Ruston Webster . . . . . Executive Vice President/General Manager

### Executives - Senior Vice Presidents

Elza Bullock . . . . . Senior Vice President and General Counsel

### Executives - Vice Presidents

Lake Dawson . . . . . Vice President of Player Personnel  
Bob Hyde . . . . . Vice President of Community Relations  
Jenneen Kaufman . . . . . Vice President/CFO  
Vin Marino . . . . . Vice President/Football Administration  
Ralph Ockenfels . . . . . Vice President of Marketing  
Stuart Spears . . . . . Vice President of Business Operations and Sales

### Coaching Staff

Mike Munchak . . . . . Head Coach  
Dowell Loggains . . . . . Offensive Coordinator  
Jerry Gray . . . . . Defensive Coordinator  
Steve Watterson . . . . . Assistant Head Coach/Strength & Conditioning  
Steve Brown . . . . . Assistant Secondary  
Sylvester Croom . . . . . Running Backs  
Jonathan Gannon . . . . . Defensive Assistant/Quality Control  
George Henshaw . . . . . Tight Ends  
Steve Hoffman . . . . . Assistant Special Teams  
Shawn Jefferson . . . . . Wide Receivers  
Nate Kaczor . . . . . Special Teams  
Bruce Matthews . . . . . Offensive Line  
Brett Maxie . . . . . Secondary  
Keith Millard . . . . . Defensive Assistant/Pass Rush Specialist  
Chet Parlavacchio . . . . . Linebackers  
Dave Ragone . . . . . Quarterbacks  
Tracy Rocker . . . . . Defensive Line  
Arthur Smith . . . . . Offensive Line/Tight End Assistant  
Gregg Williams . . . . . Senior Assistant/Defense

### Football Operations

Tina Tuggle . . . . . Director of Player Development  
Paul Noska . . . . . Equipment Manager  
Joey Barranco . . . . . Assistant Equipment Manager  
Matt Thompson . . . . . Equipment Assistant  
Anthony Pastrana . . . . . Video Director  
Craig Patterson . . . . . Assistant Video Director  
Alesia Schulz . . . . . Executive Assistant to EVP, General Manager  
Desiree Maxwell . . . . . Administrative Assistant/Coaching  
Luke Steckel . . . . . Special Assistant to the Head Coach  
Kenneth S. Adams, IV . . . . . Administrative Assistant to Senior EVP, General Counsel  
Jason Novak . . . . . Assistant to Strength & Conditioning Coach

### Football Operations - Medical Staff

Brad Brown . . . . . Head Athletic Trainer  
Don Moseley . . . . . Assistant Athletic Trainer  
Casey Carter . . . . . Assistant Athletic Trainer  
Dr. Thomas Byrd . . . . . Team Physician  
Dr. Burton F. Elrod . . . . . Team Physician  
Dr. Craig Rutland . . . . . Team Physician  
Dr. John Williams . . . . . Team Physician

### Football Operations - Player Personnel

Blake Beddingfield . . . . . Director of College Scouting  
Dennis Polian . . . . . Assistant Director of Football Administration/Pro Scout  
James Kirkland . . . . . College Scout

Phil Neri . . . . . College Scout  
Tim Ruskell . . . . . College Scout  
Jon Salge . . . . . College Scout  
Richard Shelton . . . . . College Scout  
Marv Sunderland . . . . . College Scout  
Brandon Taylor . . . . . College Scout  
Mike Yowarsky . . . . . College Scout  
Dale Thompson . . . . . Titans Combine Scout  
Jessica McClanahan . . . . . Scouting Administrative Assistant  
C.O. Brocato . . . . . Scouting Consultant

### Administration

Brent Akers . . . . . Operations Manager  
Brad McClanahan . . . . . Director of Marketing  
Lynne McCracken . . . . . Executive Marketing Assistant  
Mike Keith . . . . . Director of Broadcasting  
Russ Hudson . . . . . Director of Information Systems  
Craig Pelat . . . . . Assistant Director of Information Systems  
Gary Glenn . . . . . Director of Internet Operations/Publications  
Jeff Harding . . . . . Internet Coordinator  
Jerry Blessing . . . . . Community Relations Coordinator  
Joshua Love . . . . . Community Relations Assistant  
Shereme Siewnarine . . . . . Accounting Manager  
Ryan Thramer . . . . . Accounting / Legal Assistant  
Blu Whipple . . . . . Assistant General Counsel  
Jim Arts . . . . . Director of Security  
Stacie Kinder . . . . . Director of Cheerleaders  
Pete Nelson . . . . . Mascot Coordinator

### Administration - Media Relations

Robbie Bohren . . . . . Director of Media Relations  
Dwight Spradlin . . . . . Assistant Director of Media Relations  
Jared Puffer . . . . . Media Relations Assistant

### Administration - Tickets

Marty Collins . . . . . Senior Director of Ticketing  
Tim Zenner . . . . . Assistant Director of Ticket Operations  
Josh Ward . . . . . Assistant Ticket Manager  
Anthony Hall . . . . . Ticketing / Hospitality Club Member Manager  
Calli Johnson . . . . . Coordinator of Ticket Operations  
Stephanie Atkins . . . . . Manager of Ticket Operations  
Skye Tilson . . . . . Account Executive  
Cooper Torrez . . . . . Account Executive  
Bill Wainwright . . . . . Director of Suite Sales and Services

### Front Office Staff

Gwen Hernandez . . . . . Accounting Services  
Shannon McPeters . . . . . Payroll/Accounting Services  
Linda Bell . . . . . Executive Assistant to the Owner/Chairman/President/CEO  
Brenda Saradjian . . . . . Senior Executive Assistant to the Owner/Chairman/President/CEO  
Jorene Martin . . . . . Assistant to Senior EVP and General Counsel  
Cindy Zermeno . . . . . Assistant to VPI/Assistant General Counsel

### LP Field & Saint Thomas Sports Park Management

Walter Overton . . . . . General Manager/LP Field  
Dempsey Henderson . . . . . Facilities Manager  
Tracy Holliday . . . . . Event and Customer Relations Coordinator  
Terry Porch . . . . . Head Groundskeeper  
James Bohling . . . . . Operations Technician  
Jose Medrano . . . . . Maintenance Technician  
Jose Reyes . . . . . Maintenance Technician  
George Sargent . . . . . Engineering Manager  
Jay Goehring . . . . . Groundskeeper  
Derek Amelunke . . . . . Audio/Visual Technician  
Brian Seeliger . . . . . Event Game Day Producer  
Lorena Hollingsworth . . . . . Operations Assistant



# TITANS EXECUTIVES



## K.S. "BUD" ADAMS, JR. Founder, Owner, Chairman of the Board, President and CEO

In his 54th year as Founder, Owner, Chairman of the Board, President and CEO of the Titans/Oilers franchise, K.S. "Bud" Adams, Jr. is an enduring figure in the NFL. As one of the original team owners and co-founder of the American Football League, he has guided his franchise to new heights since relocating to Nashville in 1997, posting six playoff appearances, including an AFC Championship (1999), AFC Central title (2000), two AFC South titles (2002 & 2008), AFC Championship appearance (2002) and Wild Card teams in 2003 and 2007.

His success and longevity have led him to accumulate more wins than any other current NFL owner (406). He saw his 400th career win (regular season and playoffs) in the season finale in 2011 at Houston as the Titans defeated the Texans. Consistently fielding winning teams, the franchise has earned 21 playoff appearances in 53 seasons, a total that ranks eighth among NFL teams since 1960.

A native of Bartlesville, Okla., Adams' interest in sports was first displayed while at Culver Military Academy, where he earned letters in football, basketball and baseball. Upon graduation from Culver in 1940, Adams attended Menlo College (Calif.), lettering in both rugby and football. Adams then transferred to the engineering school at the University of Kansas where he also lettered in football for the Jayhawks. During his days at KU, Adams met his future wife Nancy Neville and began his loyal affiliation with Sigma Chi Fraternity.

In 1942, while still in school at KU, Adams joined the U.S. Naval Reserve. In July 1943, he was called to active duty in the Navy's V-12 college program, which allowed him to continue in school. In early 1944, he received orders to report to Midshipman Officer Specialty School at Notre Dame where he earned his Navy ensign commission in an accelerated 60-day program. He was sent overseas and was assigned to a PAC-Fleet carrier unit, where he served as an aviation engineering officer. He returned to the U.S. in December 1945. Lt. j.g. Adams served as an aide in the U.S. Navy's Congressional Liaison Office in Washington, D.C. prior to his discharge in 1946.

Adams parlayed a 1946 chance stop in Houston, resulting from fog that grounded his plane, into a highly successful and diversified business empire which ranks him among the most prominent businessmen in the country.

In 1946, Adams started ADA Oil Company, which was a forerunner of the publicly-held American Stock Exchange-listed Adams Resources & Energy, Inc. (AE), an energy company engaged in the business of marketing crude oil, natural gas and petroleum products; tank truck transportation of liquid chemicals; and oil and gas exploration and production. Adams' other business interests include extensive farming and ranching in California and Texas, cattle feeding, real estate, automobile dealerships and leasing. He has been a longtime collector of Western art and Native American artifacts.

During his early business career, Adams, a year-round sports fan, was an avid sponsor of amateur and AAU teams in basketball and softball. His ADA Oilers were a perennial power in the National Industrial Basketball League in the '50s, capturing third place in the national AAU tournament in 1956. His interest in sports was further evidenced by past ownership participation in professional baseball, basketball and boxing.

Football history was made in Adams' office in Houston on Aug. 3, 1959, where he and Lamar Hunt held a press conference to announce the formation of the new American Football League, which would begin playing in 1960. Hunt would have a team in Dallas, Adams would have a team in Houston, and other teams would be forthcoming.

In his sixth decade as owner, the hardworking and aggressive Adams has made professional football history numerous times. In 1968, Adams' Oilers became the first AFL/NFL team to play its home games indoors by moving into Houston's Astrodome. A team rich in tradition and pride, the Oilers were the dominant team in the American Football League during the 10-year era (1960-69), playing in the championship game four times (1960, 1961, 1962, 1967) - and winning twice consecutively (1960, 1961); earning four AFL Eastern Division Championships (1960, 1961, 1962, 1967); and making the playoffs five years out of 10 (1960, 1961, 1962, 1967, 1969). In 1970, the AFL merged into the expanded NFL, and Adams' teams made the playoffs 16 additional times (1978, 1979, 1980, 1987, 1988, 1989, 1990, 1991, 1992, 1993, 1999, 2000, 2002, 2003, 2007, 2008). In fact, the Oilers' streak of seven consecutive playoff appearances (1987-93) was the longest streak in the NFL during that time span. In 2008, the franchise posted the best record in the NFL (13-3), while capturing its fifth division title and sec-

ond AFC South crown (2002) after winning the AFC Central division in 1991, 1993 and 2000.

Always fearless in his decisions, Adams consistently has made significant moves that have improved his franchise or the league as a whole. Even from the very beginning, he was the man Lamar Hunt approached first when forming the AFL. As the league started, Adams boldly signed players from the NFL (George Blanda) and poached others who chose the AFL over the NFL (Billy Cannon). Through the years, he found ways to acquire Hall of Fame talent - trading for a centerpiece of the defense in Curly Culp in 1974, trading four first-round picks to draft Earl Campbell in 1978, winning a bidding war for CFL star Warren Moon in 1984 and using back-to-back first-round picks in 1982 and '83 to draft Mike Munchak and Bruce Matthews. Adams' franchise also was the first in the AFL/NFL to play their games in an indoor stadium in 1968. His teams also became a platform for diversity as 26 of the team's 53 years have featured an African-American quarterback. Those quarterbacks (Moon, McNair, Young) combined to earn 13 playoff appearances, 11 Pro Bowls, an NFL Co-MVP (McNair, 2003), NFL Offensive Player of the Year honors (Moon, 1990), NFL Rookie of the Year (Young, 2006) and became the first and only African-American quarterback selected to the Pro Football Hall of Fame (Moon, 2006).

The Houston Oilers played their final season in 1996 at the Houston Astrodome. In 1997, Adams led the National Football League into the Mid-South region, the last untapped area without a major professional sport. That feat allowed his team to be the first NFL franchise to call "the Volunteer State" home. During construction of the stadium in Nashville, the Tennessee Oilers played the 1997 season at the Liberty Bowl in Memphis, and the 1998 season at Vanderbilt Stadium in Nashville.

On July 29, 1998, Adams announced that the Oilers' name would be changed beginning with the 1999 season. The Oilers' name was retired by the NFL - a first in league history - allowing the Tennessee franchise to retain the team's winning tradition, and launching a new era in the Mid-South.

The Tennessee Titans made their debut in 1999, in what is now called LP Field. In Greek mythology, Titans were gods of strength and power. The Titan Prometheus brought fire to man, and the new Tennessee Titans brought fire to the football fans in the Mid-South during a very memorable inaugural season, unveiling a new name, stadium, training facility, logo, uniform and colors.

In 14 seasons as the Titans, the franchise has won the American Football Conference Championship for the 1999 season (culminating in a trip to Super Bowl XXXIV in Atlanta, where the Titans were defeated by the Rams in one of the most exciting games in Super Bowl history), captured the AFC Central Division Championship (2000) and AFC South Division Championships (2002, 2008), built an enormous home field advantage (69-43 record at home) and the loyalty of millions of fans across the nation and throughout the world. The popularity of the Titans has translated into 144 consecutive sell-outs at LP Field (through 2012).

During Adams' illustrious career, 67 of his players have been Pro Bowl selections, including one AFL Most Valuable Player, two NFL MVP's and five offensive or defensive Rookies of the Year. Also, nine of Adams' players, including Curley Culp this year, have been inducted into the Pro Football Hall of Fame in Canton, Ohio. In each of the past seven seasons, Adams was nominated for the Pro Football Hall of Fame as a special contributor. In recognition of the 40th season of the Houston Oilers/Tennessee Titans organization, Adams created an official team Hall of Fame and Ring of Honor that features players and staff from the past, while creating a special place for Titans stars of the future to be recognized.

Adams has served on several prominent NFL committees, including the NFL's Finance, Hall of Fame, Legislative and Audit Committees; and was a Trustee for the NFL Trust. Very active in national, state and local programs, Adams is on the Board of Directors of the Cherokee Indian National Historical Society; the Board of Trustees of the Pro Football Hall of Fame in Canton, Ohio; the Board of Directors of the Boy Scouts of America - Sam Houston Area Council; and a Lifetime Director of The Hundred Club in Houston. He is a Governor Emeritus of the Sigma Chi Fraternity Foun-



ation; an Emeritus Trustee of the Culver Educational Foundation; and a Lifetime Director of the Houston Livestock Show and Rodeo. In Tennessee, he is on the Board of Directors of the Middle Tennessee Council of the Boy Scouts of America; a member of the Nashville Chamber of Commerce, and on the Board of Trust of the 100 Club of Nashville.

Adams has received numerous awards through the years. In 2012, he was the recipient of the inaugural "Salute to Service" award by the NFL for his work with the military through the years. He also received an honorary Doctorate from Menlo College, where he started his college career.

In 2011, Adams was honored with the Lifetime Humanitarian Award by the T.J. Martell Foundation. In February 2010, he was inducted into the Texas Sports Hall of Fame. In 2008, he was awarded the inaugural Lamar Hunt Award for Professional Football by the Committee of 101. The award honors those of visionary leadership who have helped the NFL reach preeminent status and was given jointly to the "Foolish Club," the original founders of the AFL. Also in 2008, Adams and his wife, Nancy, were inducted into Baptist Hospital's Seton Society for excellence in their profession and service to the hospital. In October 2006, he was inducted into the Menlo College Athletic Hall of Fame. In February 2006, he was inducted into the Tennessee Sports Hall of Fame, becoming the first member of the organization to enter the state hall. In June 2005, he was given the Jack Smith Leadership Award recognizing his West Point Buick dealership in Houston as Dealer of the Year. Tennessee Governor Phil Bredesen appointed him Colonel Aide de Camp for the State of Tennessee in October 2004. The Tennessee General Assembly honored him and the Titans at the State Capitol in March 2001. He was awarded the Community Spirit Award by the Nashville Sports Council at the Third Annual American General Dinner of Champions in February 2001; was honored by the Cherokee National Historical Society at a dinner at the Gilcrease Museum in Tulsa, Okla., in September 2000; was honored at Tennessee State University in August 2000; was the recipient of the Lamar Hunt Outstanding Pro Football Executive Award for the year 2000 from the All-American Football Foundation; and in March 2000, he received the National Multiple Sclerosis Society's Silver Hope Chest Award in Nashville. In 1997, he was honored by Sigma Chi Fraternity with a formal portrait and bust on permanent display in the foyer and museum of their Evanston, Ill., headquarters. He was inducted into Culver Academy's Athletic Hall of Fame in the inaugural class in 1994. In 1991, he was given the Order of Constantine from Sigma Chi, which is the highest honor that fraternity can bestow. In 1990, he was given Sigma Chi Foundation's Semi-Centennial Award.

Other noteworthy honors bestowed upon Adams in the past have included the 1988 prestigious "Golden Buckle Award" from the Greater Houston Convention and Visitors Bureau; and the 1987 Distinguished American Award, presented jointly by the Houston Chapter of the National Football Hall of Fame and the Houston Athletic Committee (Chamber of Commerce). He was named 1983 "King Capon" by Bill Williams' Annual Capon Charity Dinner, Inc.; 1981 "Man of the Year" by Culver Military Academy; 1981 "Outstanding Chief Executive Officer" by Financial World Magazine; 1980 "Distinguished Alumnus" by California Community and Junior College Association; 1969 "Westerner of the Year" by the Houston Farm and Ranch Club; 1963 "Significant Sig" by Sigma Chi Fraternity; 1961 "Mr. Sportsman" by the Interfaith Charity Group; and 1960 "Houston Salesman of the Year" by the Houston Sales Association.

Adams and his wife, Nancy, were married for 62 years before her passing in February of 2009. They raised two daughters, Susie Smith and Amy Strunk, and a son, Kenneth S. Adams III, who is deceased. Adams has seven grandchildren.

## **ADAMS IN THE COMMUNITY**

Football fans in the Mid-South applauded the relocation of the Titans to Tennessee in 1997, but local charities should raise a cheer as well. Since the Titans moved to Tennessee, local charities have seen more than \$20 million flow into their organizations as a direct result of the Titans and the NFL. The great majority of the money and gifts have come from Mr. Adams and the Tennessee Titans Foundation.

In recognition of his many charitable endeavors, the Nashville Sports Council presented the "2000 Community Spirit Award" to Adams at their annual Dinner of Champions on Feb. 1, 2000. The award was given for Adams' "countless charitable contributions that helped so many in the Metro Nashville community during 1999."

Mr. and Mrs. Adams established the Tennessee Titans Foundation in 1999 with an initial gift of \$500,000. The Foundation offers financial support and other resources to non-profit organizations.

The Titans license plate has been a great success as fans can show

support for the team on their vehicle. In eight years, the Titans specialty plate has generated approximately \$2.3 million dollars for Tennessee charities through the Titans Foundation. In addition to the Tennessee Arts Commission, the following 10 organizations receive equal shares from the proceeds of the plate sales:

- Baptist Hospital Maternity/Birthing Center
- Boys & Girls Clubs of Tennessee
- Boy Scouts of Tennessee
- Camp Discovery
- Fisk University Scholarship Fund
- Girl Scouts of Tennessee
- Jason Foundation
- St. Jude's Children Research Hospital
- Tenn. St. University Scholarship Fund
- Vanderbilt Children's Hospital

Adams' was an early responder to the historic flooding that struck the Middle Tennessee area in May of 2010. He teamed up with the NFL and NFLPA to donate \$400,000 for disaster relief that was split between the Community Foundation of Middle Tennessee and the American Red Cross.

The Titans annual Community Quarterback Award, which started in 2000, to honor volunteers and the impact they make in their communities around the state of Tennessee has distributed \$270,000 over the 13 years of the program.

In 2009, he donated \$500,000 to the Baptist Hospital Foundation (now Saint Thomas Hospital) which was designated for the hospital's Obstetrics expansion project and resulted in the "Bud and Nancy Adams and Tennessee Titans Family Waiting Area," and now brings the total to \$675,000 given to Saint Thomas Hospital.

The Titans contributed more than \$5.5 million over the last 15 years (1999-2012) to the NFL's Youth Football Fund, and over \$1.7 million has been allocated within the Titans' market. The fund improves youth football programs and facilities worldwide. Locally, the fund is responsible for improving 15 area fields, including 12 Metro Nashville schools and two in Dickson County, Tenn.

Youth football is also being addressed through the Titans sponsorship of the TSSAA's Titans Mr. Football Awards, which honor the best high school players from the state each year.

Over the last 15 years (1999-2012), \$7.5 million has been raised for approximately 165 charitable organizations through volunteers working in LP Field concession booths. The money volunteers would have been paid instead went to their favorite charities, all of which benefited from Titans home games being played.

At Super Bowl XLVI following the 2011 season, Mr. Adams hosted 33 soldiers from Ft. Campbell with seats to the game in his personal suite.

Adams initiated the "Titans Join the Team Scholarship Program" that ran from 2005-07. The program rewarded high school athletes throughout the state of Tennessee with scholarships for community service. The program generated over \$500,000 in scholarship money and 30,000 service hours by students in communities throughout Tennessee.

The Titans also worked with AmSouth and Channel 5 in co-sponsoring "America's Fund" which raised \$664,000, including a \$75,000 personal gift from Mr. and Mrs. Adams and \$25,000 from the Titans organization, for victims of the Sept. 11 tragedies.

Adams' gifts have not been limited to cash donations. In January 2000, he gave the "trip of a lifetime" to Super Bowl XXXIV in Atlanta to 40 Nashville teenagers and 10 chaperones that were chosen from six local charities. "Bud's Kids" were treated to 50-yard-line seats and a three-night stay at the Titans' team hotel and a trip home on the team's 747-charter airplane.

Adams donated Super Bowl tickets to the Nashville Red Cross during a time when their available blood supply was at a critically low stage. Blood donors were eligible to win two Super Bowl tickets, and the "Super Bowl Blood Drive" resulted in 3,549 pints of blood, one of the most successful drives in the history of Nashville.

Adams donated a pair of Super Bowl tickets to be raffled off to help pay medical expenses for Kaia Jergenson, a member of the David Lipscomb University women's basketball team, who lost her legs due to bacterial meningitis.

The team's historic 1999 Super Bowl season saw Adams get heavily involved in area schools with three unique programs. He established a state-wide art contest that spotlighted the importance of art in education and also added some Tennessee artistic flair to LP Field. The art contest was open to high school students (grades 9-12) and resulted in 150 entries that hung

in the suites at the stadium. One winner from each grade won \$1,000 with runners-up in each grade winning \$750 each. Adams rewarded area sixth, seventh and eighth grade students for their hard work by donating 3,500 pairs of tickets to the inaugural preseason game at LP Field versus the Atlanta Falcons.

Adams and his late wife Nancy have given generously to many charitable organizations over the years. After Tropical Storm Allison devastated the Houston area in June 2001 with more than 30 inches of rain, Adams contributed \$100,000 to the "Spirit of Texas Fund" established by the Red Cross to aid flood victims. Houston Texans owner Bob McNair and NFL Charities also contributed \$100,000 each for a combined gift of \$300,000 to the fund.

In 1998, Mr. and Mrs. Adams teamed with NFL Charities to donate \$200,000 to help families in East Nashville following a devastating tornado.

He purchased more than 500 copies of "Tennessee: A History" and presented them to seventh grade history classes at public schools across the state. Wilma Dykeman was the author of the book and was a member of the Titans Advisory Board of Directors that aided Adams in selecting the new name and logo for the franchise.

Adams spearheaded the drive for construction and operation of the original Ronald McDonald House in Houston. The team also hosted a biannual fundraising gala from 1978-94, which raised more than \$3.5 million to support, operate and provide the permanent endowment of that Ronald McDonald House.

Since the Titans moved to Tennessee, local charities have seen approximately \$20 million dollars flow into their organizations as a direct result of the Titans and the NFL:

- More than \$2.2 million to statewide charities through Titans License Plate program
- \$1.7 million spent for area youth football efforts within the Titans' market, including upgrades to 14 youth football fields in both Nashville and Dickson County, Tenn.
- \$760,000 in gifts to the various charities in the greater Memphis area (1997 and 1998)
- \$675,000 to the Baptist Hospital Foundation
- \$500,000 distributed for scholarships through the Titans "Join the Team" Scholarship program
- \$445,000 in gifts distributed among United Way offices throughout Tennessee
- \$400,000 (divided between the Community Foundation of Middle Tennessee and American Red Cross) for disaster relief following the 2010 Middle Tennessee flood
- \$250,000 to Tennessee Governor's residence restoration
- More than \$240,000 in gifts to Tennessee State University
- \$200,000 (divided between American Red Cross and Nashville's Public Schools) for disaster relief following Nashville's 1998 tornado damage
- More than \$170,000 to both the Boy Scouts and Girl Scouts of Tennessee
- More than \$145,000 to Boys & Girls Clubs of Tennessee
- More than \$145,000 to Camp Discovery
- More than \$145,000 to Fisk University Scholarship Fund
- More than \$145,000 to Jason Foundation
- More than \$145,000 to St. Jude's Children Research Hospital
- More than \$145,000 to Vanderbilt Children's Hospital
- \$138,000 to Tennessee high school football programs for the Coach of the Week program
- \$128,000 in gifts to Habitat for Humanity
- \$120,000 in gifts to the Salvation Army's Red Shield Family Initiative
- \$120,000 to Nashville's Backfield in Motion Program
- \$100,000 to Red Cross America's Fund (Sept. 11th Funding)
- \$100,000 worth of weight-training equipment to Nashville schools
- \$90,000 to Iroquois Steeplechase which benefits Vanderbilt Children's Hospital
- \$53,500 in gifts to the Junior League of Nashville
- \$33,000 gift to American Cancer Society for the Hope Lodge
- \$30,000 gift to Fannie Battle Day Home
- \$25,000 gift to Susan Gray School for Children at Vanderbilt University
- \$25,000 gift to Special Olympics
- \$25,000 gift to Pat Summitt Foundation
- \$25,000 gift to Casa Azafran Community Center
- \$25,000 gift to Transit Alliance of Middle Tennessee
- \$20,000 gift to Nashville Public Library Foundation
- \$16,000 gift to Martha O'Bryan Center
- \$15,000 in gifts to W.O. Smith/ Nashville Community Music School
- \$11,000 gift to Auxiliary Probation Center of Memphis
- \$11,000 gift to Nashville Family Shelter
- \$11,000 gift to Kingsport "Meals on Wheels" program
- \$10,000 gift to Nashville school district to underwrite teen violence video
- \$10,000 gift to Boys & Girls Club of Middle Tennessee
- \$10,000 gift to Taft Youth Development Center Football program
- \$10,000 gift to Bethlehem Center of Nashville
- \$10,000 gift to Hands-on Science Center in Tullahoma, Tenn.
- \$10,000 gift to Franktown Open Hearts in Franklin, Tenn.
- \$10,000 gift to "The Contributor" – Nashville's Homeless Newspaper
- \$10,000 gift to Hickman County Long Term Recovery Committee
- \$10,000 gift to Catholic Charities of Tennessee



## DON MACLACHLAN Executive Vice President of Administration and Facilities

Don MacLachlan is in his 23rd season with the Titans and his 16th as Executive Vice President. He is responsible for nearly all of the non-football operations with the organization, including marketing, corporate sales, ticketing, community relations and broadcasting. He is also president of Tennessee Titans Entertainment, Inc. and oversees LP Field and Saint Thomas Sports Park.

He plays an integral role in securing team sponsorships and corporate relationships, while interfacing with the Titans' radio and broadcasting partners. MacLachlan's efforts have created an excitement surrounding the team, built a fun and festive experience for fans at home games, and linked the organization with the greater Nashville community and the entire Mid-South region on a number of different levels. In 2012, he was instrumental in coordinating the \$26 million in upgrades for LP Field that debuted last season, including new video boards, ribbon boards, sound system, elevators for the upper deck and new fan gathering areas.

MacLachlan's labors helped launch a successful campaign in 1999 that increased the team's recognition throughout the region. Under his leadership, the club has sold out a franchise-record 144 consecutive home games (through 2012). For the 14th consecutive season in 2012, the team drew over 500,000 fans, a mark that was never touched for the franchise's first 39 years. The team's radio network is comprised of over 50 stations in the Mid-South and ranks as one of the largest in the league. In addition, MacLachlan helped oversee the club's move to Nashville in 1997.

The Detroit, Mich., native started his tenure with the Houston Oilers in March 1991, as Vice President of Marketing and Broadcasting. He was el-

evated to Senior Vice President in 1994 and was promoted to Executive Vice President of Marketing, Broadcasting and Ticketing in 1997. MacLachlan oversaw marketing, media, community relations and the ticket office while in Houston. He also served as the liaison between both the radio and television rights-holders. MacLachlan administered off the field operations in both Memphis and Nashville during the club's first season in Tennessee in 1997.

MacLachlan began his career in 1978 in the athletic department at Northwestern University, where he worked for 13 years. He first served as both Assistant Sports Information Director and Golf Coach. In 1981, MacLachlan was named Athletic Ticket Manager, and he was promoted to Assistant Athletic Director in 1985. MacLachlan was promoted to Associate Athletic Director in 1988 and remained in that role until joining the Oilers.

MacLachlan currently serves on the board for the Music City Bowl, Nashville Community Foundation, Nashville Convention and Visitors Bureau, Pencil Foundation and the Tennessee Sports Hall of Fame.

A 1978 graduate of the University of Michigan, Don and his wife, Kathy, are parents of two grown daughters: Shannon and Kelly.



## RUSTON WEBSTER Executive Vice President/General Manager

Ruston Webster is in his second season as general manager after being elevated to the role on Jan. 18, 2012. The previous two seasons he served as the team's vice president of player personnel.

This offseason he oversaw a free agency period that brought veteran talent and leadership to an already talented, but young roster. A total of 17 free agents were added to the roster to boost competition and add to the depth of the roster, including G Andy Levitre, RB Shonn Greene, DT Sammie Hill, TE Delanie Walker, QB Ryan Fitzpatrick, S Bernard Pollard, S George Wilson, DL Ropati Pitoitua, OL Rob Turner and LB Moise Fokou. In the draft he continued to reshape the roster as the offensive line was bolstered with Chance Warmack and Brian Schwenke and the team also added playmaker WR Justin Hunter.

In his first offseason as general manager, Webster addressed several areas of the team through free agency, the NFL Draft and building continuity with long-term deals for core players. During the free agency period, the team added seven-time Pro Bowl G Steve Hutchinson and DE Kamerion Wimbley. Speed and athleticism were added to the roster with the first-round selection of WR Kendall Wright and throughout the remainder of the draft. Prior to free agency opening in March, TE Craig Stevens signed a long-term deal and over the summer S Michael Griffin and CB Jason McCourty also signed extensions.

Prior to his arrival in Tennessee in 2010, Webster gained 22 years of personnel experience split between the Seattle Seahawks and the Tampa Bay Buccaneers. In his four years in Seattle, Webster was the vice president of player personnel and oversaw the day-to-day management of the pro personnel and college scouting departments. Upon the departure of Tim Ruskell in December 2009, Webster was named interim general manager until John Schneider was hired to fill that role in January 2010.

Webster spent 18 years with Tampa Bay in a variety of roles, including the director of player personnel (2005), director of college scouting (2001-

04), director of pro personnel (1989-91) and regional college scout (1988, Northeast; 1992, South; 1993, Midwest; 1995-2000, Southwest). He was a part of the front office staff that helped build the Super Bowl XXX-VII Champion Buccaneers in 2002.

Webster started his career as a college coach with stops as a graduate assistant at Southwestern Louisiana (1985), Alabama (1986) and Tulsa (1987).

A native of Madison, Miss., Webster earned his college degree at the University of Mississippi. He and his wife, Gayle, have a daughter, Hannah, and two sons, Jacob and Drew.



### **Ruston Webster's Background:**

**2012-13:** Tennessee Titans - General Manager  
**2010-11:** Tennessee Titans - Vice President of Player Personnel  
**2006-09:** Seattle Seahawks - Vice President of Player Personnel  
**2005:** Tampa Bay Buccaneers - Director of Player Personnel  
**2001-04:** Tampa Bay Buccaneers - Director of College Scouting  
**1992-00:** Tampa Bay Buccaneers - Regional Scout  
**1989-91:** Tampa Bay Buccaneers - Director of Pro Personnel  
**1988:** Tampa Bay Buccaneers - Regional Scout  
**1987:** Tulsa - Graduate Assistant/Tight Ends Coach  
**1986:** Alabama - Graduate Assistant  
**1985:** SW Louisiana - Graduate Assistant





## ELZA BULLOCK Senior Vice President and General Counsel

Elza Bullock is in his 15th season with the Titans and his third as Senior Vice President and General Counsel.

Bullock spent the previous six years (2005-10) as Vice President/Assistant General Counsel.

He handles a variety of legal duties for the Titans and the related football companies, including involvement in negotiation and preparation of stadium, promotional and corporate agreements, employment matters and management of litigation. He also serves as General Counsel for KSA Industries, Inc., the private holding company of Titans' owner K. S. "Bud" Adams, Jr.

Prior to joining the Titans, Bullock was in private practice in Houston working in a wide variety of legal areas, including corporate securities, municipal bonds, corporate transactions and litigation.

He served as outside counsel for the Houston Oilers and was actively involved in negotiations to move the franchise to Tennessee.

Bullock is a member of the State Bar of Texas, the Houston Bar Association and is licensed to practice law in the State of Texas, the United States District Court for the Southern District of Texas, the United States Court of Appeals for the Fifth Circuit, the United States Court of Appeals for the Sixth Circuit and the United States Tax Court. He is also a Certified Public Accountant licensed in Texas.

A Houston native, Bullock received his B.B.A., with honors, from the University of Texas at Austin. He received his law degree, with honors, from the University of Houston where he was a member of the Houston Law Review and the Order of the Barons.



## LAKE DAWSON Vice President of Player Personnel

Lake Dawson is in his seventh season with the Titans and second as VP of Player Personnel. He has 19 years of NFL experience as a player and executive.

Dawson works alongside general manager Ruston Webster by managing day-to-day football operations with a primary focus on player personnel. He is responsible for overseeing both the pro personnel and college scouting departments.


A highly-respected talent evaluator, Dawson assists head coach Mike Munchak and the general manager with the team's daily roster moves and all transactions via free agency and the annual NFL Draft. He also scouts all levels of professional football, including the NFL, CFL and Arena Football League. In addition to his various football operations responsibilities, he assists with contract negotiations. This past May, he participated in the NFL's Career Development Symposium at the Wharton School of Business in Philadelphia.

Dawson joined the Titans in 2007 as Director of Pro Personnel and was promoted in 2011 to VP of Football Operations. He came to the Titans' organization with 12 years of NFL experience. While with the Seattle Seahawks, Dawson was an instrumental member of the personnel department, as the organization won the NFC West Divisional Championship in three consecutive seasons and earned a Super Bowl appearance in 2005. In Seattle, Dawson last held the title of Assistant Director of Pro Personnel and he

originally joined the Seahawks as a Pro Personnel Assistant in 2001.

Dawson was an NFL wide receiver and a third-round selection by the Kansas City Chiefs in 1994. He also spent time on the Indianapolis Colts' roster before retiring due to injuries and ending his six-year NFL career. He is a graduate from the University of Notre Dame, where he played football for four years. He is working towards a Master's degree in business.

Dawson and his wife, Lori, have three children: Bella, Myles and Leila.



### **Lake Dawson's Background:**

**2012-13:** Tennessee Titans – VP of Player Personnel  
**2011:** Tennessee Titans – VP/Football Operations  
**2007-10:** Tennessee Titans – Director of Pro Scouting  
**2005-06:** Seattle Seahawks – Asst. Director of Pro Personnel  
**2001-04:** Seattle Seahawks – Pro Personnel Assistant



## BOB HYDE Vice President of Community Relations

Bob Hyde is in his 25th season with the Titans and 16th as Vice President/Community Relations in 2013. His tenure spans five of the team's six decades. One of the hallmarks of the Titans' success has been the team's presence in the community and a responsibility to make a positive impact in that community. Hyde has directed that effort for the franchise in a multifaceted way.

The main focus of the team's community outreach program each spring is the annual Titans Caravan. The 2013 Academy Sports + Outdoors Titans Caravan marked the 16th such event, totaling more than 725 stops and personally touching an estimated 450,000 fans in Tennessee, Alabama and Kentucky since its inception in 1998. A model program, the Caravan uses a variety of interactions to reach a wide-range of fans and affect communities in a positive way. He also successfully coordinated the Titans Charity Golf Classic, which raised more than \$1.5 million over the event's 12 years for local charities through the Titans Foundation.

Hyde is heavily involved in the Titans specialty license plate program, which has seen Titans owner Bud Adams distribute approximately \$2.3 million dollars for statewide charities from the sale of the Titans specialty motor vehicle plates

Hyde also serves as the club's contact for grants to improve football

fields at area schools and parks. To date, more than \$650,000 has been secured in recent years from a program funded by Adams, his fellow NFL owners and NFL players to improve football fields in Nashville/Davidson County and Nashville's seven contiguous counties. His office also directs the club's youth football efforts, including youth and high school coaches clinics, USA Football's Youth Football Summit and "Heads Up Football" efforts promoting improved player safety among youth football leagues.

Hyde also works closely with service members from Fort Campbell Army Base, home to both the 101st Airborne Division (Air Assault), the 160th Special Operations Aviation Regiment (Airborne), also known as the Night Stalkers and the 5th Special Forces Group (Green Berets).

In 2010, Hyde was one of 30 individuals selected by the Department of Defense to participate in the Joint Civilian Orientation Conference (JCOC). The JCOC program is sponsored by the Secretary of Defense for civilians



interested in growing their knowledge of the military and national defense issues. JCOC is the oldest existing Pentagon outreach program having been held 84 times since 1948.

His office is responsible for the team's relationships with area non-profit organizations, player appearances, special events and memorabilia donation requests to assist local charities in their fundraising efforts.

In 1998, Hyde served as the club's liaison between Mr. Adams and the Titans Advisory Council. The information gathered by the council and from focus groups that included hundreds of fans across the state, aided Adams in giving the Oilers' franchise a new name, logo and uniform.

A native of Tullahoma, Tenn., Hyde returned to the franchise in 1998 in

his current position. He was a member of the team's media relations department from 1977-85, serving as the team's Media Director from 1980-85.

Hyde also spent five years with the PGA TOUR serving as a media official prior to returning to the Titans in 1998. Hyde is a member of the Board of Directors of the Middle Tennessee Chapter of the National Football Foundation and College Hall of Fame.

A graduate of Tullahoma (Tenn.) High School, Hyde attended Middle Tennessee State University before transferring to the University of Houston. Hyde is single and has two daughters, Ashley and Hannah. He resides in Nashville, Tenn.



## JENNEEN KAUFMAN Vice President/Chief Financial Officer

Jenneen Kaufman is in her 17th season and her fifth as Vice President/CFO for the Titans. Kaufman spent her first 11 seasons as the team's controller before being promoted to Vice President/Controller in 2008.

Kaufman is responsible for financial reporting, budgeting and the Collective Bargaining Agreement audit for the franchise. She also oversees the accounting of ticket and suite sales, sponsorships and broadcast revenues, player and staff payroll, while assisting with special projects. In addition, she oversees the accounting for LP Field, including concerts, TSU football games, the Music City Bowl and other events; and serves as human resources liaison for all Titans employees in Nashville.

In 2008, Titans owner K.S. "Bud" Adams, Jr. selected Kaufman to attend the NFL's Stanford Program for Managers, which included a wide range of educational programs designed for league executives.

Before joining the Titans, Kaufman was Vice President of Finance and Human Resources for the American Cancer Society from 1995-97. She previously worked for Arthur Andersen LLP (1992-95) as an audit division senior accountant.

A native of Knoxville, Tenn., Kaufman graduated summa cum laude with a B.S. in Business Administration from the University of Tennessee. She earned her CPA certification in 1994 and is a member of the Tennessee

Society of CPA's, serving as the chair of the Sports and Entertainment Conference Committee.

For the past 11 years, Kaufman has participated in the Tennessee Society of CPA's Accounting Academy, promoting accounting to high school students throughout Tennessee. Kaufman is featured in an award-winning video produced by the American Institute of Certified Public Accountants. The video is played for high school and college students across the country seeking to get into the accounting field.

In 2011, she was named one of Nashville's "Most Powerful Women" by the Nashville Post and subsequently honored during a luncheon by Nashville's premier business publication.

An active member of the Nashville community, Kaufman serves on the United Way Board and the Downtown Partnership Board. She also volunteers at her church and speaks at various financial seminars in Nashville.

She and her daughter, Maggie, reside in Nashville, Tenn.



## VINCENT MARINO Vice President/Football Administration

Vincent Marino is in his seventh season with the Titans and third as the Vice President/Football Administration. He originally joined the organization in 2007 as the Senior Director of Football Administration after spending 18 years in the NFL offices in New York. Marino's primary responsibilities include the management of the Titans' salary cap and player contract negotiations. He interacts closely with Titans GM Ruston Webster on numerous football-related issues. Marino also serves as the Titans liaison with the NFL office regarding labor and contract issues as well as player personnel matters.

During his time with the NFL's Management Council, Marino spent eight years in the Player Personnel Department (Analyst, 1990-95; Manager/Player Personnel, 1995-98) and eight years in Labor Operations (Sr. Manager of Labor Operations, 1998-03), the last three as the Director of Labor Operations (2003-06). Marino gained expertise in various capacities and his experience includes: being a primary club contact for player contract valuations, enforcing the rules of the CBA (collective bargaining agreement), salary cap regulation and participating in a strategic group related to forming the last CBA between the league and the players.

Additionally, he has assisted the league in Super Bowl game operations and has served as a replay communicator at numerous games during his tenure. He originally joined the NFL as an assistant in the Public Relations department, where he spent two years.

Born and raised in the Bronx, N.Y., Marino graduated from Bronx High School of Science and went on to earn summa cum laude honors from Fordham University. While at Fordham, he earned a communications degree and is a member of Phi Beta Kappa.

Marino has completed six marathons, including four New York City Marathons. Marino and his wife, Nikoleta, have two children: Nikolas and Alexander. They reside in Brentwood, Tenn.





## RALPH OCKENFELS Vice President of Marketing

Ralph Ockenfels is in his 16th season with the Titans, eighth as Vice President of Marketing and 23rd overall in the National Football League.

Ockenfels is responsible for developing corporate sponsorship packages, retail promotions, gameday presentations and enhancements for Titans games. He was responsible for introducing the "12th Titan" campaign in 2010, as a way to incorporate and celebrate the role of the fans in the gameday experience. In 2008, he directed the Titans 10-Year Campaign by coordinating a number of elements that helped celebrate the team's 10th season as "Titans."

In 2006, Ockenfels was the point person for negotiating a 10-year naming rights deal with LP Building Products that resulted in the LP Field name and various marketing offshoots between the Titans and LP.

Ockenfels also helped launch the Titans' syndicated feature television show, "Titans All Access," which enters its 11th season in 2013 and brings Titans programming into eight television markets throughout the Mid-South region.

During the 2000 season, The Sporting News selected the Tennessee Titans' gameday atmosphere the best in the NFL. Ockenfels has worked with

a variety of national programs and personalities to create fun and interesting elements for fans at LP Field, including Jeopardy, Family Feud, Who Wants to Be a Millionaire, Wheel of Fortune, The Rock, Frank Caliendo and Budweiser's "Real Men of Genius."

Prior to joining the Titans, Ockenfels was the Assistant Director of Marketing for the Green Bay Packers from 1992-98 after joining the team as an intern in 1991. Ockenfels served on the advance team for the Packers in Super Bowls XXXI and XXXII and Super Bowl XXXIV for the Titans.

A native of Iowa City, Iowa, Ockenfels earned his B.A. from the University of Northern Iowa and M.S. from Western Illinois University.

He and his wife, Jannette, reside in Franklin, Tenn.



## STUART SPEARS Vice President of Business Operations and Sales

Stuart Spears is in his 27th season with the organization and his fifth as Vice President of Business Operations and Sales.

Spears' primary responsibilities include the administration of the club's sales and advertising efforts and the coordination of all team travel and training camp activities.

Spears began his tenure with the Oilers in 1987 in the ticket office. He worked in the ticket department for five years, finishing as the club's Assistant Director of Ticket Administration and Services until 1992, when he assumed the duties of Marketing and Broadcasting Assistant. He was promoted to Sales and Promotions Coordinator in 1995, to Director of Sales and Operations in 1998, to Senior Director of Sales and Operations in 2006 and to Vice President of Business Operations and Sales in 2010.

Playing a role in preparing for the team's relocation to Tennessee,

Spears was actively involved in the promotion of luxury suite and personal seat license sales. He also worked on a wide range of operational and political activities. He moved to Tennessee in December of 1995 in order to prepare for the team's arrival in 1997.

A native of Wilmington, Del., Spears is a graduate of Baylor University with a B.A. degree in Journalism and Marketing. He and his wife, Joyce, reside in Franklin, Tenn., with their sons, Wesley and Dustin.





# TENNESSEE TITANS

## COACHING STAFF



## MIKE MUNCHAK Head Coach

Mike Munchak became the 16th head coach in franchise history and the first who was a former player for the team, when he was named to the post on Feb. 7, 2011.

In his first two seasons, he posted the third most wins (15) by a coach in his first full two seasons with the club.

Last year, the Titans fielded their youngest team in seven years and then dealt with an unprecedented number of injuries (most players on injured reserve in 20+ years with 16) as the team finished with a 6-10 record. Tennessee also played the third most difficult schedule in the AFC as they played seven games against teams that qualified for the postseason. Those obstacles aside, Munchak saw the young talent on the roster progress as WR Kendall Wright led NFL rookies in receptions, LB Zach Brown was the only NFL rookie to finish among the top five rookies in both interceptions and sacks, second-year LB Akeem Ayers led the team in tackles and posted six sacks, and QB Jake Locker completed his first year as a starter.

In his first season at the helm, he led the team to their first winning season (9-7) since 2008, and was one of only two rookie head coaches (Jim Harbaugh) to post a winning mark in 2011. He did so through hard work and restoring a sense of professionalism into the team.

A true product of one organization, Munchak has spent the last 31 years with the franchise as a player and coach. After a 12-year playing career as a guard for the Houston Oilers, he spent three seasons assisting the coaching staff. Munchak became the offensive line coach in 1997 and held that position for 14 years (1997-2010). Four of his players totaled 10 Pro Bowl invitations and his offensive lines have paved the way for five different running backs to total an NFL-high 12 1,000-yard rushing seasons from 1997 - 2010.

In 2001, he became the fifth franchise player to be inducted into the Pro Football Hall of Fame. He earned nine Pro Bowl invitations during his career and was bestowed the honor of having his Oilers number 63 jersey retired in 1996.

Munchak, as a coach, is acknowledged as one of the finest teachers in the game. Only twice during his role as offensive line coach did he have the benefit of starting the same starting five linemen from one year to the next; yet, the Titans offensive lines were perennially one of the best units in the NFL. His offensive lines allowed the second fewest sacks (28.3 sacks per season) in the NFL with him leading the group from 1997 - 2010.

Additionally, the Titans ranked seventh in the league in rushing yards (124.5 yards per game) during his tenure as offensive line coach and totaled seven NFL top 10 finishes in rushing yards (1997, '98, 2000, '06, '07, '08, '09). The highlight for the group was a 2,000-yard rushing season in 2009 by Chris Johnson, who became just the sixth player in league history to reach that mark.

He has seen Bruce Matthews, Brad Hopkins, Michael Roos and Kevin Mawae earn Pro Bowl invitations from his group in addition to providing protection for Pro Bowlers Eddie George, Steve McNair, Vince Young, Kerry Collins and Chris Johnson. His group aided McNair to NFL co-MVP (2003) and Johnson to Offensive Player of the Year (2009) honors. In addition to working with the elite players, he has consistently taken young, mid-to-late round talent and molded them into long-time NFL starters, including David Stewart, Leroy Harris, Eugene Amano, Jacob Bell, Benji Olson, Justin Hartwig, Kevin Long and Jon Runyan. As evidence of the stellar line play, the Titans produced five different 1,000-yard rushers (George, Brown, T. Henry, White, Johnson) over his last eight seasons as offensive line coach. Currently, the Titans are the only team to produce 15 1,000-yard rushers since 1997.

As a player, Munchak started 156 regular season games (seventh in franchise history) and 10 playoff games for the Oilers between 1982 and 1993. Respected for his play, he was selected to the 1980's NFL All-Decade Team. Chronic knee problems led him to retire while still at the top of his game. In his final year, he earned All-Pro and Pro Bowl honors. A versatile player, he started his career in a run-first offense with Earl Campbell and transitioned to a pass blocker in the Run 'N Shoot offense guided by Warren Moon.

### **PHILOSOPHY/BACKGROUND**

As a coach, he is a throw-back to the coaches of the past who believe in the deep-rooted fundamentals of quality football teams – smart, physical, consistent, committed and passionate players. Those roots come from

his up-bringing in the sport. A fullback and defensive lineman at Scranton (Pa.) Central High School, he transitioned to the offensive line upon his arrival at Penn State. Spending four years under the leadership of the late Joe Paterno, he saw first-hand how teams were built and the fundamentals that created those championship-contending teams. Incredibly, Munchak became the first of Paterno's players to take the helm of an NFL team.

At Penn State, Munchak lettered in 1979 and 1981 as a guard, and he red-shirted during the 1980 season with a knee injury. He entered the draft with year of eligibility remaining, but degree in-hand; and he became the first offensive lineman selected with the eighth pick overall in the 1982 NFL Draft by the Houston Oilers.

Munchak joined the Oilers at a time of great transition as the "Luv Ya Blue" era had reached its peak and an aging team was being rebuilt through the draft and specifically through drafting high-caliber offensive linemen. Munchak was the first of three consecutive offensive linemen drafted in the first round by the Oilers (Bruce Matthews, 1983; Dean Steinkuhler, 1984), and as Earl Campbell finished his Oilers career, a line was being built to protect a yet-to-be-determined quarterback that became Warren Moon in 1984. As the team grew together around its young offensive line and quarterback, the foundation was laid for seven consecutive playoff appearances between 1987 and 1993 and a new style of football in the Run 'N Shoot offense. During this time Munchak became a perennial Pro Bowl selection, earning nine trips to Hawaii (1984-85, '87-93) and eventually being named to the 1980's NFL All-Decade Team.

In 2001, he was presented at the Pro Football Hall of Fame by his great friend and former teammate Bruce Matthews, who became the first active player to present a player for induction. And when Matthews claimed his spot in the Pro Football Hall of Fame in 2007, Munchak returned the favor and presented his long-time friend for induction. Munchak was inducted into the Titans/Oilers Hall of Fame in 1999.

During his time as a player, the Oilers fielded six top 10 offenses, produced two of the franchises' four 400-point seasons, had four 1,000-yard rushers, totaled a franchise record 6,222 total yards in 1990 and Warren Moon earned NFL Offensive Player of the Year honors (1990).

Upon the completion of his career, Munchak joined the front office in 1994 and assisted the coaching staff. He officially became a coach in 1995 as a quality control coach for the offense. Jeff Fisher promoted him to offensive line coach prior to the 1997 season. He remained in that role until becoming head coach in 2011.

Earning a business degree at Penn State, Munchak was known to his teammates as a smart businessman. He partnered with Bruce Matthews to secure the regional distribution rights to Snapple and owned a number of Gold Gyms in Texas.

Among his many honors, Munchak has been elected to the Pennsylvania, Texas and Polish-American Sports Halls of Fame. Additionally, he was honored as one of the 38 Sports Legends of Houston prior to Super Bowl XXXVIII.

Munchak is involved with several charity events, including annual golf tournaments in Scranton and Houston that date back to his time as a player. In 2012, he started the annual "Strikes to Stop Diabetes" – a charity bowling event – in Nashville. The cause is near to him as his wife and mother live with the condition.

Munchak is a native of Scranton, Pa., and is married to Marci. The couple has two grown daughters – Alexandria and Julie.

### **Mike Munchak Coaching Ledger:**

**2011-13:** Head Coach, Tennessee Titans

**1997-10:** Offensive Line, Tennessee Titans

**1994-96:** Offensive Assistant/Quality Control, Houston Oilers





## JERRY GRAY Defensive Coordinator

Jerry Gray enters his third season as the Titans defensive coordinator after rejoining the organization in 2011. He was previously a player and assistant coach for the Titans/Oilers organization.

Last year, despite fielding one of the youngest defenses in the NFL, the Titans ranked seventh in the NFL in interceptions (19) and 10th in sacks (39). Over the final seven games of the season, Tennessee ranked ninth in third-down defense, second in interceptions and fourth in sacks.

In his first season at the helm of the Titans defense, the team ranked highly in a number of categories, including eighth in scoring defense (19.8), 10th in red zone defense and fourth in passing yards per attempt (6.45).

In his 17th year as an NFL coach, Gray entered the pro coaching ranks in 1997 as a defensive quality control coach for the Tennessee Oilers. He held that position for two seasons, before being promoted to secondary coach for the 1999 and 2000 seasons. Under his direction, CB Samari Rolle and S Blaine Bishop earned All-Pro and Pro Bowl honors in 2000; and as a group, the Titans ranked first in the NFL in fewest passing and total yards allowed.

In 2001, then-Titans defensive coordinator Gregg Williams was named head coach for the Buffalo Bills and Gray went with Williams to become the Bills defensive coordinator. He spent five years as defensive coordinator with Buffalo from 2001-05. His defenses in 2003 and 2004 each ranked second in the NFL for yards allowed, and both were rated in the top 10 in points allowed. His 2004 defense led the NFL in takeaways with 39, ranked third in sacks with 45 and fifth in red zone defense. The 2004 unit saw DT Sam Adams and LB Takeo Spikes earn Pro Bowl selections.

He rejoined Williams' defensive staff at the Washington Redskins in 2006 as secondary coach and would stay for four years (2006-09). In 2008, the Redskins ranked fourth in defense and sixth in points allowed. Under his coaching, S Sean Taylor blossomed into one of the NFL's best young safeties and earned Pro Bowl selections in both 2006 and 2007 before his

tragic death. In Gray's one season (2010) at Seattle, S Earl Thomas registered a fantastic rookie campaign as he totaled five interceptions and started all 16 games.

As a player, Gray was a four-time Pro Bowler during a nine-year NFL career with the Los Angeles Rams (1985-91), Houston Oilers (1992) and Tampa Bay Buccaneers (1993). He finished his career with 28 interceptions, was named the NFL's Defensive Back of the Year in 1989 and was a four-time Pro Bowler who earned MVP honors at the Pro Bowl in 1990. A graduate of the University of Texas, Gray was a first-round pick (21st overall) by the Rams in the 1985 NFL Draft. While playing at Texas, he was a two-time consensus All-American and two-time Southwest Conference Defensive Player of the Year. For his career at Texas, he was honored with inclusion on the Texas All-Time Team and All-Decade Team for the 1980's.

A native of Lubbock, Texas, Gray broke into the coaching ranks with a two-year stay at Southern Methodist University as the secondary coach. He and his wife, Sherry, have two sons, Jeremy and Jayden.



### Jerry Gray Coaching Ledger:

**2011-13:** Defensive Coordinator, Tennessee Titans  
**2010:** Defensive Backs, Seattle Seahawks  
**2006-09:** Secondary, Washington Redskins  
**2001-05:** Defensive Coordinator, Buffalo Bills  
**1999-00:** Defensive Backs, Tennessee Titans  
**1997-98:** Defensive Quality Control, Tennessee Oilers  
**1995-96:** Secondary, Southern Methodist



## DOWELL LOGGAINS Offensive Coordinator

Dowell Loggains is in his sixth season as a Titans coach and first full season as offensive coordinator. He was promoted to offensive coordinator on Nov. 26, 2012 after spending two-and-a-half seasons as quarterbacks/passing game coach.

Loggains has worked with several successful NFL coordinators during his time in the NFL, including Sean Payton, Norm Chow, Mike Heimerdinger and Chris Palmer. These diverse influences will be evident in an offense that will employ elements of all of these mentors.

Last year, he started the season as the quarterback coach but added the responsibility of offensive coordinator for the final five games of the season. It was his first time directing an offense and the team would win two of the final three games. Loggains guided Jake Locker in his first season as the Titans starter; and despite playing with an injured left shoulder, Locker improved his completion percentage over his rookie season and posted two 300-yard passing performances.

In 2011, his first season with quarterback Matt Hasselbeck, Loggains helped the veteran passer learn a new offense and record the third highest passing total of his career. Additionally, rookie Jake Locker looked polished in spot duty as he totaled four touchdowns and no interceptions during five games of action.


In 2010, despite the uncertainty at quarterback due to injuries, Kerry Collins posted the third-best passer rating of his career (82.2) and Vince Young registered the highest passer rating of his career (98.6).

For the previous two seasons (2008-09), Loggains was the quality control coach for the offense. He originally joined Tennessee as a coaching administrative assistant (2006 & 2007).

Prior to joining the Titans, Loggains spent the 2005 season as a scouting assistant with the Dallas Cowboys. His duties included assisting with opponent film breakdown, self-scouting and statistical analysis to be used

in game plan preparation.

A native of Newport, Ark., Loggains (10/1/80) graduated with a Bachelor of Science and master's degree in education from the University of Arkansas. He was a four-year letterman as a quarterback and holder for the Razorbacks from 2000-04, appearing in 50 games. Loggains was a two-year starter at quarterback for Abilene Cooper (Texas) High School. He and his wife, Beth, have two daughters, Reese and Aven, and reside in Nashville.



### Dowell Loggains Coaching Ledger:

**2013:** Offensive Coordinator, Tennessee Titans  
**2012:** Offensive Coordinator, Tennessee Titans (final five games)  
**2010-12:** Quarterbacks, Tennessee Titans  
**2008-09:** Offensive Quality Control Coach, Tennessee Titans



## STEVE WATTERSON

### Assistant Head Coach/Strength & Conditioning

One of the top strength and rehabilitation experts in the NFL, Steve Watterson is in his 28th season as the Titans' strength and conditioning coach.

Qualities of a Titans team include strength, physicality and conditioning. Watterson has been entrusted with instilling many of these qualities.

In 2010, Watterson earned his 'Art of Strength' Kettlebell Instructor Certification during the 'A.O.S' seminar held at Punch Gym in Franklin, Tenn. He became the first NFL Head Strength and Conditioning coach to complete the certification program and along with his assistant, Jason Novak, are the only tandem of 'A.O.S' certified instructors in professional sports. At the request of the Army's 5th Special Forces Group, Watterson has coached many of their instructors in kettlebell training techniques and team building activities.

In 2008, he was elected to the Alliance for Natural Health's Scientific Advisory Board. The Alliance for Natural Health USA (ANH-USA), which was formed in 1992, is part of an international organization dedicated to promoting sustainable health and freedom of choice in healthcare through good science and good law.

In 2002, Watterson was awarded the President's Award from the Professional Football Strength and Coaches Society for his contributions to the field of strength and conditioning. In 1999, he was appointed to the National Research Council for Health (NRCH) scientific advisory council. NRCH was formed in 1977 to expand the scientific foundation and understanding of natural health science.

In 1992, Watterson received one of the highest honors of his career when he was named Professional Strength and Conditioning Coach of the Year. Watterson has been instrumental in helping to develop and implement various strength and conditioning programs with the Titans and directs the club's successful offseason conditioning program. Watterson joined the Oilers in 1986 as strength and conditioning coordinator before becoming an assistant coach in those areas prior to the 1988 season.

Before joining the Oilers, Watterson spent two seasons (1984-85) as the

assistant trainer for the Philadelphia Eagles. From 1979-80, he served as the head trainer at Tucson (Ariz.) High School before accepting a similar post at Amphitheater High School in Tucson (1980-84). Watterson's other activities have included serving as a trainer at the 1982 Olympic Development Camp and at the National Sports Festival in Colorado Springs in 1983. Following the 1990 season, Watterson received national attention when he personally supervised the rehabilitation of auto racing superstar A.J. Foyt. Foyt credits Watterson with his ability to come back from severe leg injuries to race in the 1991 Indianapolis 500.


Watterson has advised Olympic and World-Class athletes on proper nutritional supplementation. NASCAR teams, such as Richard Petty's, have called on Watterson to advise them on proper nutrition for improved performance. He also has advised NASCAR teams on training for proper biomechanics for their pit crews.

Watterson has patents pending on shoulder and leg rehabilitation devices and on a leg measuring device through his company, Kelsea Plus Corp. He received his bachelor's degree from Rhode Island and his master's degree from Arizona.

A native of Newport, R.I. (11/27/56), Watterson has three daughters, Kelsea, Bergen and Dottie, and three sons, Brock, Cole and Caden. Steve and his wife, Heidi, live in Hendersonville, Tenn.

#### Steve Watterson Coaching Ledger:

**1986-13:** Strength and Conditioning, Tennessee Titans/Houston Oilers  
**1984-85:** Assistant Trainer, Philadelphia Eagles



## GREGG WILLIAMS

### Senior Assistant/Defense

Gregg Williams returns to the Titans organization, where he started his NFL career and coached for 11 seasons (1990-2000), including four years as the defensive coordinator. Williams has 22 years of NFL experience and has consistently led some of the top defenses in the league.

His return reunites Williams with defensive coordinator Jerry Gray. The duo has worked together for a total of nine years in three previous stops, including four years (1997-2000) in Tennessee, three years (2001-03) in Buffalo and two years (2006-07) in Washington.

Williams joins the Titans after spending three seasons in New Orleans and winning Super Bowl XLIV at the conclusion of the 2009 season. In that Super Bowl season, New Orleans ranked second in the NFL with 39 takeaways and in red zone defense. In 2010, the Saints fielded one of the best defenses in the NFL, as they ranked fourth in yards allowed, seventh in points allowed, fifth in third-down defense and sixth in red zone defense.

Williams spent one season as the defensive coordinator/assistant head coach for the Jacksonville Jaguars in 2008, after spending four seasons (2004-07) with the Washington Redskins as Assistant Head Coach/Defense. While in Washington, he led two top 10 defenses (2007, 8th; 2004, 3rd), while only allowing only 19.4 points per game during his four-year tenure. His 2004 defense ranked second in the NFL in rushing defense, second in third down defense and fifth in fewest points allowed.

He became the head coach for the Buffalo Bills in 2001 and posted a 17-31 mark over his three-year stay. Jerry Gray was his defensive coordinator for all three years; and in their final year together (2003) in Buffalo, the Bills ranked second in yards allowed and fifth in fewest points allowed.

Williams originally gained his reputation as an innovator on defense during his first stint with the Titans/Oilers organization as defensive coordinator from 1997-2000. In his final season with Tennessee, the Titans finished first in total defense for the first and only time as an NFL club. The defense only allowed 191 points scored (11.9 per game) and recorded a franchise record 55 sacks. Over a two-year period of 1999-2000, Tennessee recorded 109 sacks and tallied 40 takeaways in 1999. During each of his four seasons as defensive coordinator for Tennessee, his units placed in the


top 10 in rushing defense. Williams originally joined the Houston Oilers as a quality control coach in 1990. He stayed in that role for three seasons, before spending one season as special teams coach and three seasons as linebackers coach.

Before joining the NFL, Williams spent two seasons (1988-89) on Jack Pardee's University of Houston staff as a graduate assistant. He entered the coaching ranks as a high school assistant coach in 1980 at Excelsior Springs in Missouri and became head coach at Belton High School in 1984.

Williams graduated from Northeast Missouri State, where he played quarterback and also played baseball. A native of Excelsior Springs, Mo., he has three children – Amy, Blake and Chase. He and his son Blake became the first father-son combination to win a Super Bowl on the same coaching staff.

#### Gregg Williams Coaching Ledger:

**2013:** Senior Assistant/Defense, Tennessee Titans  
**2009-11:** Defensive Coordinator, New Orleans Saints  
**2008:** Defensive Coordinator/Asst. Head Coach, Jacksonville Jaguars  
**2004-07:** Assistant Head Coach/Defense, Washington Redskins  
**2001-03:** Head Coach, Buffalo Bills  
**1997-00:** Defensive Coordinator, Tennessee Titans/Tennessee Oilers  
**1994-96:** Linebackers, Houston Oilers  
**1993:** Special Teams, Houston Oilers  
**1990-92:** Quality Control, Houston Oilers  
**1988-89:** Graduate Assistant, University of Houston  
**1984-87:** Head Coach, Belton (Mo.) High School  
**1980-83:** Assistant, Excelsior Springs (Mo.) High School





## STEVE BROWN

### Secondary Assistant

Steve Brown enters his second season as the Titans assistant secondary coach after rejoining the organization. He played his entire eight-year career as a cornerback for the Houston Oilers.

In his first season with the Titans, the team ranked seventh in the NFL in interceptions, including 13 from the secondary. S Michael Griffin and CB Jason McCourty tied for the team lead with four interceptions each and McCourty's total was a career high.

Brown came to the Titans after nine years with the University of Kentucky, including five seasons as defensive coordinator. In 2011, he was the co-defensive coordinator/defensive backs coach for the Wildcats. Two players off the defense were drafted, which increased the total to 14 players who moved on to the NFL from Kentucky in his final five seasons. From 2007-10, Brown was the defensive coordinator at Kentucky. Under his guidance, the Wildcats showed marked improvement, participating in a bowl game each season and placing a player on the All-SEC defense each season. He originally joined the Kentucky staff in 2003, as the secondary coach, when Rich Brooks took over the program.

Prior to working at Kentucky, Brown spent six seasons (1995-00) with the St. Louis Rams and earned a Super Bowl Championship during the 1999 season. His final three seasons with the Rams were as secondary coach. He guided S Todd Lyght to his first Pro Bowl selection in 1999. His entered the coaching ranks with the Rams as a defensive assistant in 1995 and was promoted to work with the cornerbacks from 1996-97.

Before joining the coaching ranks, Brown had an eight-year (1983-90) NFL career as a cornerback for the Houston Oilers. He played in a total of 119 games for the franchise and tallied 18 career interceptions. Brown

earned Pro Football Weekly NFL All-Rookie honors in 1983. He was a teammate with head coach Mike Munchak and offensive line coach Bruce Matthews during his time with the Oilers. The Oilers drafted Brown in the third round of the 1983 NFL Draft from the University of Oregon, where he earned All-PAC 10 accolades as a senior. He was a member of Kappa Alpha Psi fraternity while at Oregon.

Brown and his wife, Michele, have two sons, Cole and Jared.



#### **Steve Brown Coaching Ledger:**

- 2012-13:** Assistant Secondary, Tennessee Titans
- 2011:** Co-Defensive Coordinator/Defensive Backs, University of Kentucky
- 2007-10:** Defensive Coordinator, University of Kentucky
- 2003-06:** Defensive Backs, University of Kentucky
- 1998-00:** Secondary, St. Louis Rams
- 1996-97:** Cornerbacks, St. Louis Rams
- 1995:** Defensive Assistant, St. Louis Rams



## SYLVESTER CROOM

### Running Backs

Sylvester Croom enters his first season with the Titans as running backs coach and 22nd as an NFL coach. He is no stranger to working with elite talent, coaching a who's who of running backs in his time in the NFL, including Maurice Jones-Drew, Steven Jackson, Ahman Green, Barry Sanders and Eric Dickerson. Chris Johnson becomes the third running back Croom has coached who has surpassed the 2,000-yard rushing mark in a season.

Croom joins the Titans after spending one season as the running back coach for the Jacksonville Jaguars. Jones-Drew posted a 4.8-yards average per rush in his first six games, before missing the remainder of the season with a foot injury.

Croom spent three seasons (2009-11) with the St. Louis Rams. Steven Jackson posted the fourth highest rushing total in the NFL over that three-year period, as he gained 3,802 yards and earned two Pro Bowl selections (2009 and 2010).

Prior to joining the Rams, Croom was the head coach at Mississippi State from 2004-08. He became the first African-American head football coach in SEC history. The high point of his tenure with the Bulldogs was the 2007 season, as the Bulldogs posted an 8-5 record and a Liberty Bowl victory. He earned SEC Coach of the Year honors by the Associated Press for his work in 2007. His overall record at Mississippi State was 21-38.

Before taking over Mississippi State, he was the running backs coach for the Green Bay Packers from 2001-03. Under Croom's guidance, Ahman Green posted three consecutive 1,200-yard seasons, including a team record and career-best 1,883 yards in 2003, and three Pro Bowl appearances.

Croom spent four seasons (1997-2000) as the offensive coordinator for the Detroit Lions. In his first season, Croom's offense ranked second in the NFL and RB Barry Sanders became the third player in NFL history to surpass 2,000 yards rushing in a season. Wide receivers Herman Moore and Johnnie Morton each had 1,000-yard receiving seasons and Moore's 104 receptions led the NFL in 1997. The Lions became the first team in NFL history to have teammates lead the league in rushing and receptions in the same season.


Croom also spent time as running backs coach for the San Diego Chargers (1992-96), Tampa Bay Buccaneers (1987-90) and Indianapolis Colts

(1991). While with the Chargers, RB Natrone Means posted a then-team record 1,350 rushing yards and earned a Pro Bowl selection.

After playing offensive line during the 1975 season for the New Orleans Saints, Croom returned to his alma mater, the University of Alabama, as a graduate assistant for the 1976 season. He spent the next 10 years as an assistant coach for the Crimson Tide, coaching inside linebackers (1977-81, 1984-86) and outside linebackers (1982-83).

A native of Tuscaloosa, Ala., Croom was a three-year letterman at Alabama and was the starting center on the 1973 National Championship team. The "Sylvester Croom Commitment to Excellence Award" is given annually to an Alabama player at the end of spring practice.

Croom and his wife, Jerri, have one daughter, Jennifer.



#### **Sylvester Croom Coaching Ledger:**

- 2013:** Running Backs, Tennessee Titans
- 2012:** Running Backs, Jacksonville Jaguars
- 2009-11:** Running Backs, St. Louis Rams
- 2004-08:** Head Coach, Mississippi State
- 2001-03:** Running Backs, Green Bay Packers
- 1997-00:** Offensive Coordinator, Detroit Lions
- 1992-96:** Running Backs, San Diego Chargers
- 1991:** Running Backs, Indianapolis Colts
- 1987-90:** Running Backs, Tampa Bay Buccaneers
- 1984-86:** Inside Linebackers, University of Alabama
- 1982-83:** Outside Linebackers, University of Alabama
- 1977-81:** Inside Linebackers, University of Alabama
- 1976:** Graduate Assistant, University of Alabama





## JONATHAN GANNON

### Defensive Assistant/Quality Control

Jonathan Gannon enters his second season with the Titans as a defensive assistant/quality control coach. On the field, he will assist coaching the line-backers.

He joined the Titans in 2012, after spending three seasons with the St. Louis Rams in scouting. In 2011, he served as a pro scout and was responsible for scouting upcoming opponents and evaluating pro personnel. In his first two years with the Rams (2009-10), he was a college scout and combine scout with National Football Scouting. He primarily scouted the Midwest region.


Gannon joined the NFL coaching ranks in 2007 as a defensive quality control coach for the Atlanta Falcons. His first coaching job was as a graduate assistant at his alma mater, Louisville, in 2006. Gannon played safety for the Cardinals, but suffered a career-ending injury after his first

season. For his remaining time at Louisville, he served three years as a student assistant.

A native of Cleveland, Ohio, Gannon was an all-state defensive back at St. Ignatius.

#### **Jonathan Gannon Coaching Ledger:**

- 2012-13:** Defensive Assistant/Quality Control, Tennessee Titans  
**2007:** Defensive Assistant/Quality Control, Atlanta Falcons  
**2006:** Graduate Assistant, Louisville



## GEORGE HENSHAW

### Tight Ends

George Henshaw returns this year to the Tennessee Titans coaching staff, where he spent nine seasons (1997-2005) working with the team's tight ends.

In his first tenure with the team, the tight ends caught 845 passes, the most in the NFL during that span. He also guided Frank Wycheck to three Pro Bowl selections and Wycheck led the team in receptions during five separate seasons. He brings a unique skill set to the Titans, having coached every offensive position group in the NFL and five years as an offensive coordinator.

After leaving the Titans, Henshaw held the title of Senior Offensive Assistant/Running Backs for the New Orleans Saints and coached the running backs group. There he worked with Deuce McAllister and Reggie Bush. In his two seasons with the Saints, he saw Bush total 1,146 rushing yards and 161 receptions.

In his time in Tennessee, he was a valued resource for first-time NFL play-callers Mike Heimerdinger and Norm Chow. He is expected to be that same resource for another first-time play-caller in Dowell Loggains. As he rejoins the Titans, he will lead a room of talented players at the tight end position – Delanie Walker, Craig Stevens and Taylor Thompson.

Credited with his development of Wycheck, who posted five 60+ reception seasons, he also saw Erron Kinney and Ben Troupe post 50 reception seasons. At the time of retirement, Wycheck was only the fourth tight end in NFL history to record 500 career receptions, joining Ozzie Newsome, Kelvin Winslow and Shannon Sharpe.

He originally joined the Titans in 1997, after spending four seasons (1993-96) as the offensive coordinator for the New York Giants. During his tenure with the Giants, the team boasted one of the NFL's best running games, including a league-high average of 138.1 yards per game in 1993; and ranked ninth in rushing yards during that four-year period.

Before joining the Giants, Henshaw spent five years (1988-92) with the Denver Broncos, including a stint as the team's offensive coordinator and wide receivers coaching in 1992. Prior to that title, he coached the wide receivers in 1991 and offensive line from 1988-90. The Broncos won two

AFC West titles and appeared in Super Bowl XXIV.

Prior to joining the NFL ranks in 1988, Henshaw was the head coach at Tulsa University in 1987 and offensive coordinator for the University of Alabama from 1983-86. He spent seven seasons with Florida State and six seasons coaching at his alma mater West Virginia.

A native of Midlothian, Va., Henshaw and his wife, Kathleen, have three children: Michael, Matthew and Kerry.

#### **George Henshaw Coaching Ledger:**

- 2013:** Tight Ends, Tennessee Titans  
**2006-07:** Senior Offensive Assistant/Running Backs, New Orleans Saints  
**2000-05:** Assistant Head Coach/Offense, Tennessee Titans  
**1999:** Assistant Head Coach/Running Game, Tennessee Titans  
**1997-98:** Tight Ends, Tennessee Oilers  
**1993-96:** Offensive Coordinator/Quarterbacks, New York Giants  
**1992:** Offensive Coordinator/Wide Receivers, Denver Broncos  
**1991:** Wide Receivers, Denver Broncos  
**1988-90:** Offensive Line, Denver Broncos  
**1987:** Head Coach, Tulsa University  
**1983-86:** Offensive Coordinator/Offensive Line, University of Alabama  
**1979-82:** Offensive Coordinator/Offensive Line, Florida State  
**1976-78:** Defensive Line, Florida State  
**1973-75:** Defensive Line, West Virginia  
**1972:** Head Freshman Coach, West Virginia  
**1970-71:** Graduate Assistant, West Virginia





## STEVE HOFFMAN

### Assistant Special Teams

Steve Hoffman enters his 24th season as an NFL coach and his first with the Titans.

Hoffman joins the Titans after spending one season as the special teams coordinator for the Oakland Raiders last year. In his one season with the Raiders, K Sebastian Janikowski posted the highest field goal percentage of his career (91.2%) and was perfect (25/25) inside of 50 yards for the first time in his career.

Hoffman spent three seasons as the special teams coordinator for the Kansas City Chiefs from 2009-11. In his first year with the Chiefs, the special teams group showed significant improvement, moving from 29th to 12th in the yearly special teams rankings by the Dallas Morning News. P Dustin Colquitt posted the top single-season net punting average (40.8) in franchise history and K Ryan Succop tied for the highest field goal percentage (86.2) by an NFL rookie since 1970.

Hoffman spent two seasons (2007-08) as an assistant special teams coach for the Miami Dolphins and a season (2006) in the same role for the Atlanta Falcons. In his first season with Miami, K Jay Feely established a Dolphins single-season record for field goal percentage (91.3%) and P Brandon Fields led all rookie punters with a 43.2-yard average.

Hoffman entered the NFL in 1989 with the Dallas Cowboys as the kicking coach, a position he would hold for 16 years. During his time in Dallas, Hoffman's specialists established 15 club records, and he contributed to three world championships as the Cowboys claimed titles in Super Bowls XXVII, XXVIII and XXX. In addition to his special teams role, he also served as the offensive/defensive quality control coach from 1989-95, offensive quality control coach from 1996-99 and defensive quality control coach from 2000-04.

He started in the coaching ranks with the University of Miami as the Kicking Coach from 1985-88. While with the Hurricanes, he guided P Jeff Feagles, who went on to have a stellar NFL career.

Hoffman played quarterback, running back, wide receiver and handled kicking and punting duties during his collegiate career at Dickinson College. He spent one year punting for the Washington Federals of the USFL (1983) and attended NFL training camps with Washington (1981, 1983), Seattle (1984) and New Orleans (1985).

Raised in York, Penn., Hoffman has a daughter, Micaela, a son, Luca, and is married to Aline Bazerghi.



#### Steve Hoffman Coaching Ledger:

- 2013:** Assistant Special Teams, Tennessee Titans
- 2012:** Special Teams Coordinator, Oakland Raiders
- 2009-11:** Special Teams, Kansas City Chiefs
- 2007-08:** Assistant Special Teams, Miami Dolphins
- 2006:** Assistant Special Teams, Atlanta Falcons
- 1989-04:** Kicking Coach, Dallas Cowboys  
Offensive/Defensive Quality Control (1989-04)  
Offensive Quality Control (1996-99)  
Defensive Quality Control (2000-04)
- 1985-88:** Kicking Coach, University of Miami



## SHAWN JEFFERSON

### Wide Receivers

Shawn Jefferson enters his first season as the wide receivers coach with the Titans after spending eight seasons as a coach for the Detroit Lions, including the last five years as the wide receivers coach.

Under Jefferson's guidance last year, Calvin Johnson broke the NFL record for receiving yards in a season (1,964), which surpassed Jerry Rice's 1995 record. In fact, over the five years that Jefferson coached Johnson, he led the NFL in receiving yards with 7,080, receiving touchdowns with 50 and receptions of 25 yards or more with 70. He also earned three Pro Bowl invitations (2010, 2011, 2012) and was named All Pro in 2011 and 2012.

In the 2011 season, the wide receiver corps helped the Lions offense reach new heights as the team set franchise marks for completions (423) and passing yards (5,071). Johnson set a then-career mark with 1,681 receiving yards and 16 touchdowns. WR Nate Burleson posted a career-high 73 receptions and rookie WR Titus Young totaled 48 grabs.

He originally joined the Lions in 2005 as a coaching assistant. He was promoted to offensive assistant in 2006 and assistant wide receivers coach in 2007.

After his NFL career was complete, he joined the coaching ranks as a volunteer coach at his high school alma mater, Williams Raines H.S. in 2004.

A 13-year NFL veteran, Jefferson played for four teams (San Diego,

New England, Atlanta, Detroit), totaled 195 games played, 7,023 receiving yards and two Super Bowls appearances (XXXIX with the Chargers and XXXI with the Patriots). Jefferson was originally a ninth-round selection of the Houston Oilers in 1991. He played his college football at Central Florida.

Raised in Florida, Jefferson and his wife, Marla, have two daughters, Paige and Faith; and a son, Shawn Jr.



#### Shawn Jefferson Coaching Ledger:

- 2013:** Wide Receivers, Tennessee Titans
- 2008-12:** Wide Receivers, Detroit Lions
- 2007:** Assistant Wide Receivers, Detroit Lions
- 2006:** Offensive Assistant, Detroit Lions
- 2005:** Coaching Assistant, Detroit Lions
- 2004:** Volunteer Coach, Williams Raines H.S. (Jacksonville, Fla.)



## NATE KACZOR

### Special Teams

Nate Kaczor enters his sixth season as an NFL coach, second with the Titans and first as special teams coach.

Last year, Kaczor was the assistant offensive line coach, assisting Bruce Matthews with the group.

Kaczor joined the Titans after spending four seasons (2008-11) with the Jacksonville Jaguars as assistant special teams coach. The Jaguars fielded some of the best special teams units each of those seasons, with Montell Owens earning the AFC special teams spot in the Pro Bowl each of Kaczor's last two years (2010 & 2011). Additionally, Jacksonville's units ranked in the top 10 in a number of categories, including punt return average allowed (2008-11), kickoff return average allowed (2010, 2008) and net punt return average (2010). Punter Adam Podlesh posted a then team-record 39.2 net average in 2010.

Prior to joining the NFL coaching ranks, Kaczor spent 17 years coaching in college. He spent two years at Louisiana-Monroe as co-offensive coordinator (2007) and tight ends coach (2006). The team ranked second in the Sun Belt conference in rushing offense in 2007 and averaged the most points scored (23.5) at the school since 1993.

Kaczor served two seasons (2004-05) as co-offensive coordinator/tight ends coach at Idaho. In 2005, the Vandals passing attack ranked 28th in the nation.

As the offensive coordinator/quarterbacks coach at Nebraska-Kearney from 2000-03, the offense broke or tied 31 records and averaged 35 points

per game and 442 yards of offense.

Kaczor began his coaching career at his alma mater, Utah State, in 1991. He would spend nine seasons as an assistant coach for the Aggies as the team won three conference championships and played in two bowl games. As a player at Utah State, Kaczor was a center who was a team captain and earned all-conference honors in 1989.

A native of Scott City, Kan., Kaczor and his wife, Angie, have two children, Kaylee and Micah.



#### **Nate Kaczor Coaching Ledger:**

**2013:** Special Teams, Tennessee Titans  
**2012:** Assistant Offensive Line, Tennessee Titans  
**2008-11:** Assistant Special Teams, Jacksonville Jaguars  
**2007:** Co-Offensive Coordinator, Louisiana-Monroe  
**2006:** Tight Ends, Louisiana-Monroe  
**2004-05:** Co-Offensive Coordinator/Tight Ends, Idaho  
**2000-03:** Offensive Coordinator, Nebraska-Kearney  
**1991-99:** Offensive Assistant, Utah State



## BRUCE MATTHEWS

### Offensive Line

A legendary figure in the history of the Titans/Oilers franchise, Matthews enters his third season as offensive line coach after re-joining the organization in 2011. He joined the coaching staff after spending two seasons as an offensive assistant for the Houston Texans.

Last year, Matthews had to deal with an ever-changing lineup due to injuries as the offensive line accounted for 36 missed starts and each of the five starters at the beginning of training camp missed at least one game during the season. Despite the changes, RB Chris Johnson still topped the 1,200-yard rushing mark and the line yielded only 39 sacks.

In 2011, the offensive line continued a long string of success in protecting the passer with the second-best sacks allowed total in the NFL (24). Over the last 11 years (2002-12), the team ranks second in the league in sacks allowed with 297 (27 per season). This despite have a number of different quarterbacks behind center and offensive coordinators calling the plays.

Matthews returned to the franchise where he became one of the most decorated offensive linemen to ever play in the NFL. Matthews played 19 seasons for the Houston Oilers/Tennessee Titans, earning 14 consecutive Pro Bowl selections, nine first-team All Pro honors while helping his teams earn nine playoff appearances. He played all five positions on the offensive line during his tenure with the team and was inducted to the Pro Football Hall of Fame in 2007, in his first year of eligibility. He was introduced into the Hall of Fame by his former teammate Mike Munchak, after providing the introduction for Munchak's induction in 2001. Matthews became the first current NFL player to provide an introduction for a Hall of Famer.

Matthews was a first-round pick (ninth overall) of the Houston Oilers in the 1983 NFL Draft from the University of Southern California. A starter as a rookie, Matthews would go on to start 166 games at guard, 87 at center and

39 at tackle during his time with the team. At the time of his retirement, he had played more games (296) than any non-kicker in NFL history and never missed a game due to injury. He retired following the 2001 season and was honored by the franchise in 2002 by having his number 74 jersey retired. He was selected as a guard to the NFL's All-Decade Team for the 1990's and was one of two players to start every game during the decade.

Following his retirement, Matthews returned to Houston with his family and served as a volunteer coach at Elkins High School and coached youth football until joining the Texans. Raised in Southern California, he and his wife, Carrie, have seven children: Steven, Kevin (who currently plays for the Washington Redskins), Marilyn, Jake (a senior at Texas A&M), Michael (a sophomore at Texas A&M), Luke and Gweneth.



#### **Bruce Matthews Coaching Ledger:**

**2011-13:** Offensive Line, Tennessee Titans  
**2009-10:** Offensive Assistant/Quality Control, Houston Texans



## BRETT MAXIE

### Secondary

Brett Maxie enters his 16th season as an NFL coach and his second with the Titans.

Last year, the Titans secondary posted 13 interceptions and CB Jason McCourty recorded a career-high four interceptions. Overall, the Titans collected 19 interceptions, which ranked seventh best in the NFL.

Maxie joined Tennessee after four seasons as secondary coach for the Dallas Cowboys. In his time at Dallas, he worked for two different coordinators – Wade Phillips for the first three years and Rob Ryan his final year. In 2008, his secondary helped the Cowboys rank fifth in the NFL in passing defense. In Maxie's four years in Dallas, CB Terence Newman totaled 16 interceptions, which ranked as the ninth best total in the NFL over that time period; and CB Mike Jenkins earned his first Pro Bowl invitation (2009).

In his one season working in Dom Capers' defense at the Dolphins in 2007, Miami fielded the fourth-best passing defense in the NFL, limiting opponents to 188.7 passing yards per game. The secondary corps also accounted for nine of the 14 team interceptions.

In four years at Atlanta (2004-06) as defensive backs coach, Maxie helped DeAngelo Hall develop into a two-time Pro Bowl (2005 & 2006) cornerback and total 10 interceptions during those seasons. The 2004 season saw the secondary score a club-record five touchdowns, including four via interception returns. He spent five seasons with the 49ers (1999-2003), including three seasons as the assistant secondary coach and the final two years as secondary coach. During a three-year period (2001-03) with the 49ers, Maxie's secondary totaled 66 interceptions – the third highest number in the NFL during that time. His first NFL coaching job came at Carolina in 1998 as a quality control coach.

Maxie started his 13-year NFL career as an undrafted safety from Texas Southern, who signed with the New Orleans Saints. During his career, he

played in 153 games, including 104 starts, and recorded 23 interceptions and three touchdowns. Maxie played nine seasons (1985-93) with the Saints, one season in Atlanta (1994), two years in Carolina (1995-96) and finished his career with one year in San Francisco (1997).

A native of Dallas, Texas, Maxie and his wife, Angela, have two sons, Brett and Adam, and two daughters, Maya and Olivia. At Texas Southern, he earned his degree in Biology and was a member of Phi Beta Sigma Fraternity.

#### **Brett Maxie Coaching Ledger:**

**2012-13:** Secondary, Tennessee Titans

**2008-11:** Secondary, Dallas Cowboys

**2007:** Secondary, Miami Dolphins

**2004-06:** Defensive Backs, Atlanta Falcons

**2002-03:** Secondary, San Francisco 49ers

**1999-01:** Assistant Secondary, San Francisco 49ers

**1998:** Defensive Backs/Defensive Quality Control, Carolina Panthers



## KEITH MILLARD

### Defensive Asst./Pass Rush Specialist

Keith Millard enters his second season as a defensive assistant/pass rush specialist for the Titans and his 10th season as an NFL coach. In his role with Tennessee, he works with all of the defensive positional groups to improve their pass rush skills.

Last year, his work with a variety of positions became evident as linebackers accounted for 12.5 of the team's 39 sacks, after the linebacker group accounted for just 5.0 sacks in season before his arrival. The 2012 total also was the most sacks by a Titans linebacker group since 2000. Additionally, DE Derrick Morgan posted the highest sack total of his career (6.5) and led the team in pressures (19); and LB Zach Brown led all NFL rookie linebackers in sacks with 5.5. Overall, the Titans ranked 10th in the NFL in total sacks.

Millard joined the Titans after one season as the co-defensive line coach for the Tampa Bay Buccaneers. There he worked with a young defensive line, including rookie DE Adrian Clayborn, who totaled 7.5 sacks.

Prior to his time in Tampa Bay, he spent four seasons (2005-08) as the defensive line coach at the Oakland Raiders. Under his guidance, DE Derrick Burgess posted the only double-digit sacks seasons of his career, earned two Pro Bowl selections and led the NFL in sacks with 16 in 2005. Warren Sapp led all NFL defensive tackles in sacks in 2006 with 10 and it was his first 10-sack season in six campaigns. The Raiders 2006 defense ranked third in the NFL in total defense and first against the pass.

In three years (2002-04) with the Denver Broncos, Millard was part of the staff that fielded defenses that ranked in the top five in the NFL in total defense twice (2002 & 2004). While there, he worked with DE Bertrand Berry, DT Trevor Pryce and DE Reggie Hayward and each posted at least 8.5 sacks during the 2004 season. Under Millard's coaching, Berry (2003, 11.5; 2004, 14.5) and Hayward (2004, 10.5) produced the only double-digit sack seasons of their careers.

Millard entered the coaching ranks in 1996, as the defensive line coach at Fort Lewis College. After one year, he moved on to Menlo College for three years (1997-2000) as the defensive coordinator/linebackers coach. He then spent one season with the San Francisco Demons (XFL) as the

defensive line coach.

Millard had a storied career as a player, spending nine seasons (1985-93) in the NFL, earning NFL Defensive Player of the Year honors in 1989, three All-Pro nods, two Pro Bowl invitations and being named to the NFL 1980's All-Decade Team. He still holds the NFL record for sacks in a season by a defensive tackle with 18 in 1989. He played in 93 NFL games for four different teams (Minnesota, Seattle, Green Bay, Philadelphia) and totaled 58 career sacks.

Millard began his career in the USFL, playing one year with the Jacksonville Bulls in 1984 and ranked second in the league in sacks (12), behind Reggie White (12.5).

He earned All-Pac-10 honors at Washington State as a senior and was a first-round selection (13th overall) by the Minnesota Vikings in the 1984 NFL Draft.

Raised in Northern California, Millard and wife, Paula, have six children: Dustin, Johnny, Jack, Keith Jr., Mandy and Kade.

#### **Keith Millard Coaching Ledger:**

**2012-13:** Defensive Assistant/Pass Rush Specialist, Tennessee Titans

**2011:** Co-Defensive Line, Tampa Bay Buccaneers

**2005-08:** Defensive Line, Oakland Raiders

**2002-04:** Asst. Defensive Line/Pass Rush Specialist, Denver Broncos

**2001:** Defensive Line, San Francisco Demons (XFL)

**1997-00:** Defensive Coordinator/Linebackers, Menlo College

**1996:** Defensive Line, Fort Lewis College





## CHET PARLAVECCHIO

### Linebackers

Chet Parlavecchio enters his third season with the Titans and first as linebackers coach. As linebackers coach, he returns to the position he grew up playing. His first two seasons were as the assistant special teams coach.

Parlavecchio joined the staff after spending more than two decades as a head high school coach in New Jersey where he led Elizabeth High School to a state title in 2006. He also spent two seasons as a linebackers coach at Temple from 1992-93. In his time at Temple, he coached three players who went on to have productive NFL careers: Lance Johnstone, Tim Terry and Al Singleton.

Last year, the Titans saw record-setting performances from the special teams, including franchise marks for gross (47.6) and net (40.4) punting for Brett Kern. The Titans also produced four kick returns (three punt returns and one kickoff return) for touchdowns for the first time in franchise history.

In Parlavecchio's first year with the Titans special team unit, K Rob Bironas had one of the finest seasons of his career as he hit 29 of 32 field goals (90.6 percent) and the coverage units each finished in the top 10 in the NFL in return average. As a special teams group, the Titans finished fourth among all categories in Rick Gosselin's (Dallas Morning News) Special Teams Rankings.

His first high school head coaching job was at Bloomfield (N.J.) High School from 1986-90. From there, he spent one year at Irvington High School (1991). While a coach at Irvington H.S., Raheem Morris, former head coach of the Tampa Bay Buccaneers, was one of his players. Additionally, he had stops at Passaic Valley (1994-98) and Clifton (1999-03).

He played college football for Penn State, where he was a linebacker,

co-captain and a teammate with head coach Mike Munchak. In his senior year, he earned second-team All America honors. He was a sixth-round selection by the Green Bay Packers in the 1982 NFL Draft. He spent his first season on injured reserve after suffering a knee injury in the final preseason game and he split the 1983 season between the Packers and St. Louis Cardinals.

Raised in Florham Park, N.J., Parlavecchio and his wife, Jean, have two children: Chet and Nichole.



#### Chet Parlavecchio Coaching Ledger:

**2013:** Linebackers, Tennessee Titans  
**2011-12:** Assistant Special Teams, Tennessee Titans  
**2006-09:** Head Coach, Elizabeth H.S. (N.J.)  
**1999-03:** Head Coach, Clifton H.S. (N.J.)  
**1994-98:** Head Coach, Passaic Valley (N.J.)  
**1992-93:** Linebackers, Temple  
**1991:** Head Coach, Irvington H.S. (N.J.)  
**1986-90:** Head Coach, Bloomfield H.S. (N.J.)



## DAVE RAGONE

### Quarterbacks

Dave Ragone enters his third season with the Titans and first as quarterbacks coach. His first two seasons were as the wide receivers coach.

Last year, Ragone oversaw the education of rookie Kendall Wright, which saw him lead the team with 64 receptions - a total that also led all NFL rookie receivers and ranked second in franchise history for a rookie. Overall, Wright, Nate Washington and Kenny Britt finished 1-2-3 as the team's leading pass catchers with a combined 155 receptions for 12 touchdowns.


In 2011, Ragone brought energy and enthusiasm to the practice field in his first season that translated to career best seasons for four members of his receiving corps as they were relied upon in the absence of an injured Britt. Nate Washington flourished in his seventh NFL season by recording his first 1,000-yard receiving year (74 receptions and 1,023 yards). Additionally, Lavelle Hawkins, Damian Williams and Marc Mariani each set person best receiving numbers.

Ragone joined the Titans after spending one season with the United Football League's Hartford Colonials as the quarterbacks coach. At Hartford, the team's quarterback, Josh McCown, led the league in passer rating and touchdown passes.

Ragone spent three seasons as an NFL quarterback from 2003-05 with the Texans. In the spring of 2005, he also spent time in NFL Europe with the Berlin Thunder and earned league Offensive MVP honors for his performance. He set an NFLEL record by throwing 174 consecutive passes

without an interception and led the league in passer rating (97.5). He was originally a third-round selection by Houston in the 2003 NFL Draft after finishing his career at Louisville, where he was a three-time Conference USA Offensive Player of the Year and led his team to three consecutive bowl games.

Raised in Cleveland, Ohio, Ragone was an All-State selection at St. Ignatius High School. He and his wife, Marju, have two children, Isabella and Anderson.



#### Dave Ragone Coaching Ledger:

**2013:** Quarterbacks, Tennessee Titans  
**2011-12:** Wide Receivers, Tennessee Titans  
**2010:** Quarterbacks, Hartford Colonials



## TRACY ROCKER

### Defensive Line

Tracy Rocker is in his third season as the defensive line coach for the Titans.

Last year, the Titans ranked 10th in the NFL in sacks (39). Additionally DE Derrick Morgan turned in the best season of his career, registering 6.5 sacks, 19 quarterback pressures, five tackles for loss, five passes defensed, one forced fumble and one fumble recovery.

In his first season with the Titans, Rocker led a young group of players that saw two rookies emerge as playmakers on the interior. Rookie DT Karl Klug led all NFL rookie defensive tackles with seven sacks, a total that led the Titans and also ranked fourth among all NFL defensive tackles. Fellow rookie DT Jurrell Casey started 15 games and led all Titans defensive linemen in tackles with 74 and also tallied 2.5 sacks, nine quarterback pressures, one forced fumble and one fumble recovery.

A 17-year veteran of college coaching, Rocker spent time with five programs and helped a number of players reach All-American honors. He brings a combination of success as a player and coach to the Titans defensive staff. As a player, Rocker earned induction into the College Football Hall of Fame after a spectacular college career at Auburn.

Rocker joined the Titans after spending two seasons (2009-10) at Auburn as the defensive line coach. As a coach, he helped develop Nick Fairley into the Lombardi Award winner (given to the NCAA's best defensive lineman or linebacker) and an AP All-American as a part of Auburn's 2010 national title winning team. In 2009, he coached Antonio Coleman, who led the SEC in tackles for loss (16.5) and sacks (10.0) and was twice named SEC Defensive Lineman of the Week.

Before his two-year stint at Auburn, Rocker spent one year at Ole Miss (2008) and mentored Greg Hardy (8.5 sacks) and Peria Jerry. The Rebels finished the 14th in the final polls and ranked 19th nationally in total defense. The defense led the SEC and finished fourth in the country with 39 sacks.

Rocker worked five seasons (2003-07) at Arkansas and saw Jamaal Anderson earn a first-round selection in the 2007 NFL Draft after a 14-sack season as a senior. The 2005 Razorback unit ranked second in the SEC in sacks with 29 and was fourth in rushing defense.

Rocker spent one season with the University of Cincinnati in 2002 and helped them capture the Conference USA title. In 1997, he took over the defensive line at Troy, where he would spend five seasons. In his time

working with the Trojans, DeMarcus Ware and Osi Umenyiora were under his coaching and Al Lucas earned the 1999 Buck Buchanan Award as the top defensive player in I-AA. Rocker broke into the college coaching ranks at West Alabama from 1994-96 as the defensive line coach. He began his coaching career as the defensive coordinator at Auburn (Ala.) High School for one season.

As a player, Rocker was a two-time All American at Auburn and the 1988 Outland (best offensive or defensive lineman) and Lombardi Trophy winner. He was the first SEC player to earn both awards. He was named SEC Player of the Year during his senior season (1988) and was a two-time All-America selection. Rocker was inducted into the College Football Hall of Fame in 2004 and the Alabama Sports Hall of Fame in 2005.

He was a third-round pick by the Washington Redskins in the 1989 NFL Draft and played two seasons before suffering a knee injury. He concluded his career by playing one year for the Orlando Thunder of the World Football League. As a coach, Rocker spent two summers working with NFL teams (Indianapolis, 2001; Tampa Bay, 2006) as a part of the NFL's Minority Internship Program.

A native of Atlanta, Ga., Rocker and his wife, Lalitha, have a son, Kumar.



#### **Tracy Rocker Coaching Ledger:**

- 2011-13:** Defensive Line, Tennessee Titans
- 2009-10:** Defensive Line, Auburn
- 2008:** Defensive Line, Mississippi
- 2003-07:** Defensive Line, Arkansas
- 2002:** Defensive Line, University of Cincinnati
- 1997-01:** Defensive Line, Troy State
- 1994-96:** Defensive Line, West Alabama
- 1992-93:** Defensive Coordinator, Auburn (Ala.) High School



## ARTHUR SMITH

### Offensive Line/Tight Ends Assistant

Arthur Smith enters his third season with the Titans and first as offensive line/tight end assistant coach. In his current role, he will assist both Bruce Matthews with the offensive line and George Henshaw with tight ends.

Last year he was an offensive assistant/quality control coach. In his first year with the team in 2011, he assisted the defense as a defensive assistant/quality control coach.


Smith spent two years as the defensive quality control coach for the Washington Redskins from 2007-08. During the spring of 2007, he worked as a college scouting assistant for the Redskins. In 2010, he worked at Ole Miss as an administrative assistant/defensive intern and worked primarily with the linebackers. Smith graduated from North Carolina and played offensive line before joining the coaching staff for one season (2006) as a graduate assistant, where he worked with the offensive line.

Born and raised in Memphis, Tenn., he went to high school at Georgetown Prep (North Bethesda, Md.). Smith and his wife, Allison, currently live

in Nashville with son Tanner.

#### **Arthur Smith Coaching Ledger:**

- 2013:** Offensive Line/Tight Ends Assistant, Tennessee Titans
- 2012:** Offensive Assistant/Quality Control, Tennessee Titans
- 2011:** Defensive Assistant/Quality Control, Tennessee Titans
- 2010:** Administrative Assistant/Defensive Intern, University of Mississippi
- 2007-08:** Defensive Assistant/Quality Control, Washington Redskins
- 2006:** Graduate Assistant, University of North Carolina





# VETERANS & DRAFT PICKS

## TENNESSEE TITANS ALPHABETICAL ROSTER

NO.	NAME	POS.	HT.	WT.	BIRTHDATE	EXP.	COLLEGE	HOMETOWN	ACQUIRED
38	Afalava, Al	S	5-11	218	1/20/87	4	Oregon State	Laie, Hawaii	FA-'12
22	Alexander, Alvester	RB	5-11	213	10/17/90	1	Wyoming	Houston, Texas	FA-'13
72o	Atkinson, Eloy	C	6-3	313	1/24/90	R	Texas-El Paso	Los Fresnos, Texas	FA-'13
56	Ayers, Akeem	LB	6-3	253	7/10/89	3	UCLA	Los Angeles, Calif.	D2-'11
57	Bailey, Patrick	LB	6-4	243	11/19/85	6	Duke	Elmendorf, Texas	W (PIT)-'10
40	Baker, George	CB	5-11	186	12/2/89	R	South Florida	Miami, Fla.	FA-'13
79o	Baldrige, Daniel	T	6-8	323	10/21/85	2	Marshall	Opelousas, La.	FA-'12
81	Barden, Brandon	TE	6-4	253	3/15/89	1	Vanderbilt	Lincolnton, Ga.	FA-'12
2	Bironas, Rob	K	6-0	208	1/29/78	9	Ga. Southern/Auburn	Louisville, Ky.	FA-'05
3	Bonani, Maikon	K	5-10	183	1/29/89	R	South Florida	Matáó, Brazil	FA-'13
19	Borel, Diondre	WR	6-0	196	12/12/88	1	Utah State	Oakley, Calif.	FA-'12
48	Brinkley, Beau	LS	6-4	248	1/25/90	2	Missouri	Kearney, Mo.	FA-'12
18	Britt, Kenny	WR	6-3	223	9/19/88	5	Rutgers	Bayonne, N.J.	D1-'09
55	Brown, Zach	LB	6-1	248	10/23/89	2	North Carolina	Estill, S.C.	D2-'12
37	Campbell, Tommie	CB	6-3	198	9/19/87	3	California (Pa.)	Aliquippa, Pa.	D7b-'11
99	Casey, Jurrell	DT	6-1	305	12/5/89	3	Southern California	Long Beach, Calif.	D3-'11
78d	Charles, Stefan	DT	6-5	323	6/9/88	R	Regina	Oshawa, Ontario	FA-'13
69	Clayton, Zach	DT	6-2	298	1/1/88	2	Auburn	Opelika, Ala.	D7a-'11
75	Dawson, Keyunta	DE	6-3	258	9/13/85	6	Texas Tech	Shreveport, La.	FA-'12
46	Doyle, Jack	TE	6-6	258	5/5/90	R	Western Kentucky	Indianapolis, Ind.	FA-'13
98	Edwards, Lavar	DE	6-4	278	4/29/90	R	Louisiana State	Baton Rouge, La.	D5-'13
7	Enderle, Nathan	QB	6-4	228	1/12/88	2	Idaho	North Platte, Neb.	FA-'13
4	Fitzpatrick, Ryan	QB	6-2	223	11/24/82	9	Harvard	Gilbert, Ariz.	FA-'13
53	Fokou, Moise	LB	6-1	243	8/28/85	5	Maryland	Cameroon, Africa	UFA (IND)-'13
77	Gibson, Thaddeus	DE	6-2	243	10/21/87	2	Ohio State	Euclid, Ohio	FA-'12
50	Gooden, Zaviar	LB	6-1	231	8/31/90	R	Missouri	Pflugerville, Texas	D3b-'13
23	Greene, Shonn	RB	5-11	233	8/21/85	5	Iowa	Sicklerville, N.J.	UFA (NYJ)-'13
33	Griffin, Michael	S	6-0	215	1/4/85	7	Texas	Austin, Texas	D1-'07
96	Harris, DaJohn	DT	6-3	303	1/24/89	2	Southern California	Inglewood, Calif.	FA-'12
12	Harvey, Travis	WR	6-2	188	5/18/90	R	Florida A&M	Inglewood, Calif.	FA-'13
94	Hill, Sammie	DT	6-4	328	11/8/86	5	Stillman	West Blocton, Ala.	UFA (DET)-'13
15	Hunter, Justin	WR	6-4	203	5/20/91	R	Tennessee	Virginia Beach Va.	D2-'13
79d	Johnson, Antonio	DT	6-3	328	12/8/84	7	Mississippi State	Leland, Miss.	UFA (IND)-'13
28	Johnson, Chris	RB	5-11	203	9/23/85	6	East Carolina	Orlando, Fla.	D1-'08
73	Johnson, Oscar	G	6-6	338	3/1/90	R	Louisiana Tech	Crystal Springs, Miss.	FA-'13
45	Johnson, Quinn	FB	6-1	255	9/30/86	5	Louisiana State	New Orleans, La.	T (GB)-'11
32	Johnson, Robert	S	6-2	203	2/13/87	3	Utah	Los Angeles, Calif.	D5-'10
47	Jones, Greg	LB	6-0	238	10/5/88	3	Michigan State	Cincinnati, Ohio	FA-'13
6	Kern, Brett	P	6-2	214	2/17/86	6	Toledo	Grand Island, N.Y.	W (DEN)-'09
97	Klug, Karl	DE/DT	6-3	278	3/31/88	3	Iowa	Caledonia, Minn.	D5-'11
67	Levitte, Andy	G	6-2	303	5/15/86	5	Oregon State	Felton, Calif.	UFA (BUF)-'13
10	Locker, Jake	QB	6-3	223	6/15/88	3	Washington	Ferndale, Wash.	D1-'11
83	Mariani, Marc	WR	6-1	187	5/2/87	4	Montana	Havre, Mont.	D7a-'10
26	Martin, Markelle	S	6-0	213	6/20/90	2	Oklahoma State	Wichita Falls, Texas	D6-'12
93	Martin, Mike	DT	6-1	298	9/1/90	2	Michigan	Detroit, Mich.	D3-'12
52	McCarthy, Colin	LB	6-1	243	5/30/88	3	Miami (Fla.)	Tampa, Fla.	D4a-'11
30	McCourty, Jason	CB	6-0	193	8/13/87	5	Rutgers	Montvale, N.J.	D6a-'09
42	Mooney, Collin	FB	5-10	238	4/3/86	1	Army	Katy, Texas	FA-'12
91	Morgan, Derrick	DE	6-3	271	1/6/89	4	Georgia Tech	Coatesville, Pa.	D1-'10
72d	Nicholas, Nigel	DT	6-3	251	5/3/90	R	Oklahoma State	Rossville, Ga.	FA-'13
66	Otto, Mike	T	6-5	308	7/24/83	6	Purdue	Kokomo, Ind.	D7-'07
35o	Parmele, Jalen	RB	5-11	223	12/30/85	4	Toledo	Midland, Mich.	UFA (JAX)-'13
44	Pierce, Matthew	CB	5-10	200	9/4/90	R	Valdosta State	New Orleans, La.	FA-'13
92	Pitoitua, Ropati	DE	6-8	298	4/6/85	4	Washington State	Lakewood, Wash.	UFA (KC)-'13
31	Pollard, Bernard	S	6-1	226	12/23/84	8	Purdue	Fort Wayne, Ind.	FA-'13
14	Preston, Michael	WR	6-5	213	6/1/89	1	Heidelberg	Euclid, Ohio	FA-'11
25	Reynaud, Darius	RB	5-9	208	12/29/84	5	West Virginia	Luling, La.	FA-'12
78o	Richardson, Barry	T	6-6	319	5/15/86	6	Clemson	Mount Pleasant, S.C.	FA-'13
71	Roos, Michael	T	6-7	313	10/5/82	9	Eastern Washington	Vancouver, Wash.	D2-'05
89	Ross, Rashad	WR	6-0	181	2/2/90	R	Arizona State	Vallejo, Calif.	FA-'13



## TENNESSEE TITANS ALPHABETICAL ROSTER (CONTINUED)

NO.	NAME	POS.	HT.	WT.	BIRTHDATE	EXP.	COLLEGE	HOMETOWN	ACQUIRED
62	Schwenke, Brian	C	6-3	318	3/22/91	R	California	Oceanside, Calif.	D4-'13
24	Sensabaugh, Coty	CB	5-11	187	11/15/88	2	Clemson	Kingsport, Tenn.	D4-'12
59	Shaw, Tim	LB	6-1	238	3/27/84	6	Penn State	Livonia, Mich.	W (CHI)-'10
11	Smith, Rusty	QB	6-5	223	1/28/87	4	Florida Atlantic	Jacksonville, Fla.	D6a-'10
90	Solomon, Scott	LB	6-3	263	11/5/88	2	Rice	San Antonio, Texas	D7-'12
60	Spencer, Chris	C/G	6-3	308	3/28/82	9	Mississippi	Flora, Miss.	UFA (CHI)-'13
39	Stafford, Daimion	S	6-1	218	2/18/91	R	Nebraska	Norco, Calif.	D7-'13
88	Stevens, Craig	TE	6-3	263	9/1/84	6	California	San Pedro, Calif.	D3-'08
76	Stewart, David	T	6-7	313	8/28/82	9	Mississippi State	Moulton, Ala.	D4b-'05
68	Stingily, Byron	T	6-5	318	9/9/88	3	Louisville	Country Club Hills, Ill.	D6-'11
64	Studdard, Kasey	G	6-3	313	7/1/84	6	Texas	Denver, Colo.	FA-'13
84	Thompson, Taylor	TE	6-6	268	10/19/89	2	Southern Methodist	Prosper, Texas	D5-'12
58	Turner, Robert	G/C	6-4	308	8/20/84	6	New Mexico	Austin, Texas	UFA (STL)-'13
61	Velasco, Fernando	C/G	6-4	308	2/22/85	4	Georgia	Wrens, Ga.	FA-'08
20	Verner, Alterraun	CB	5-10	186	12/13/88	4	UCLA	Carson, Calif.	D4-'10
82	Walker, Delanie	TE	6-0	248	8/12/84	8	Central Missouri State	Pomona, Calif.	UFA (SF)-'13
16	Wallace, Roberto	WR	6-4	225	5/10/86	3	San Diego State	Panama City, Panama	FA-'13
87	Walter, Kevin	WR	6-3	216	8/4/81	11	Eastern Michigan	Vernon Hills, Ill.	FA-'13
70	Warmack, Chance	G	6-2	323	9/14/91	R	Alabama	Atlanta, Ga.	D1-'13
85	Washington, Nate	WR	6-1	183	8/28/83	9	Tiffin	Toledo, Ohio	UFA (PIT)-'09
5	Watkins, Dontel	WR	6-2	201	4/4/90	R	Murray State	Nashville, Tenn.	FA-'13
80	Webb, Martell	TE	6-3	278	11/10/89	1	Michigan	Pontiac, Mich.	FA-'12
49	Willard, Jonathan	LB	6-2	231	1/10/90	R	Clemson	Loris, S.C.	FA-'13
17	Williams, Damian	WR	6-1	193	5/26/88	4	Southern California	Springdale, Ark.	D3a-'10
21	Wilson, George	S	6-0	210	3/14/81	8	Arkansas	Paducah, Ky.	FA-'13
35d	Wilson, Tracy	S	6-2	203	2/27/89	2	Northern Illinois	Harvey, Illinois	FA-'12
95	Wimbley, Kamerion	DE	6-4	258	10/13/83	8	Florida State	Wichita, Kansas	FA-'12
36	Wooten, Khalid	CB	5-11	212	2/19/90	R	Nevada	Rialto, Calif.	D6-'13
29	Wreh-Wilson, Bliidi	CB	6-1	198	12/5/89	R	Connecticut	Edinboro, Pa.	D3a-'13
13	Wright, Kendall	WR	5-10	191	11/12/89	2	Baylor	Pittsburg, Texas	D1-'12

Active Roster Count: 90

As of July 22, 2013

**HEAD COACH:** MIKE MUNCHAK

**ASSISTANT COACHES:** JERRY GRAY (defensive coordinator), DOWELL LOGGAINS (offensive coordinator), STEVE WATTERSON (asst. head coach/strength and conditioning), GREGG WILLIAMS (senior asst./defense), STEVE BROWN (asst. secondary), SYLVESTER CROOM (running backs), JONATHAN GANNON (defensive asst./quality control), GEORGE HENSHAW (tight ends), STEVE HOFFMAN (special teams asst.), SHAWN JEFFERSON (wide receivers), NATE KACZOR (special teams), BRUCE MATTHEWS (offensive line), BRETT MAXIE (secondary), KEITH MILLARD (defensive asst./pass rush specialist), CHET PARLAVECCHIO (linebackers), DAVE RAGONE (quarterbacks), TRACY ROCKER (defensive line), ARTHUR SMITH (offensive line/tight end asst.)

**PRONUNCIATION GUIDE:**

Al AFALAVA . . . . .ah-fah-LAH-vuh	SHONN Greene . . . Shawn	Brian SCHWENKE . . . . .SHWANK-ee
Rob BIRONAS . . . . .bur-OWN-us	DAJOHN Harris . . . DAY-john	Byron STINGILY . . . . .STING-lee
MAIKON BONANI . . .My-CON Bo-NA-nee	Karl KLUG . . . . .KLOOG	ALTERRAUN Verner . . . . .AL-ter-on
DIONDRE BOREL . . .Dee-ON-dray Buh-rel	Andy LEVITRE . . . . .luh-VEE-tree	KAMERION Wimbley . . . . .Cameron
KEYUNTA Dawson . . .key-AHN-tay	Marc MARIANI . . . . MARY-annie	BLIDI WREH-Wilson . . . . .BLEED-ee ray
MOISE FOKOU . . . . .Moses FOE-koo	ROPATI PITOITUA . . .ROE-pot-ee Puh-TOE-uh-two-ah	
ZAVIAR Gooden . . . . .Zay-VEE-er	Darius REYNAUD . . .RAY-naud	

**HOW ACQUIRED KEY:** FA (free agent), UFA (unrestricted free agent), RFA (restricted free agent), D (draft pick), W (waivers), T (trade)

## TENNESSEE TITANS NUMERICAL ROSTER

NO.	NAME	POS.	HT.	WT.	AGE	EXP.	COLLEGE	HOMETOWN	ACQUIRED
2	Rob Bironas	K	6-0	205	35	9	Ga. Southern/Auburn	Louisville, Ky.	FA-'05
3	Maikon Bonani	K	5-10	183	24	R	South Florida	Matáó, Brazil	FA-'13
4	Ryan Fitzpatrick	QB	6-2	223	30	9	Harvard	Gilbert, Ariz.	FA-'13
5	Dontel Watkins	WR	6-2	201	23	R	Murray State	Nashville, Tenn.	FA-'13
6	Brett Kern	P	6-2	214	27	6	Toledo	Grand Island, N.Y.	W (DEN)-'09
7	Nathan Enderle	QB	6-4	228	25	2	Idaho	North Platte, Neb.	FA-'13
10	Jake Locker	QB	6-3	223	25	3	Washington	Ferndale, Wash.	D1-'11
11	Rusty Smith	QB	6-5	223	26	4	Florida Atlantic	Jacksonville, Fla.	D6a-'10
12	Travis Harvey	WR	6-2	188	23	R	Florida A&M	Inglewood, Calif.	FA-'13
13	Kendall Wright	WR	5-10	191	23	2	Baylor	Pittsburg, Texas	D1-'12
14	Michael Preston	WR	6-5	213	24	1	Heidelberg	Euclid, Ohio	FA-'11
15	Justin Hunter	WR	6-4	203	22	R	Tennessee	Virginia Beach, Va.	D2-'13
16	Roberto Wallace	WR	6-4	225	27	3	San Diego State	Panama City, Panama	FA-'13
17	Damian Williams	WR	6-1	193	25	4	Southern California	Springdale, Ark.	D3a-'10
18	Kenny Britt	WR	6-3	223	24	5	Rutgers	Bayonne, N.J.	D1-'09
19	Diondre Borel	WR	6-0	196	24	1	Utah State	Oakley, Calif.	FA-'12
20	Alterraun Verner	CB	5-10	186	24	4	UCLA	Carson, Calif.	D4-'10
21	George Wilson	S	6-0	210	32	8	Arkansas	Paducah, Ky.	FA-'13
22	Alvester Alexander	RB	5-11	213	22	1	Wyoming	Houston, Texas	FA-'13
23	Shonn Greene	RB	5-11	233	27	5	Iowa	Sicklerville, N.J.	UFA (NYJ)-'13
24	Coty Sensabaugh	CB	5-11	187	24	2	Clemson	Kingsport, Tenn.	D4-'12
25	Darius Reynaud	RB	5-9	208	28	5	West Virginia	Luling, La.	FA-'12
26	Markelle Martin	S	6-0	213	23	2	Oklahoma State	Wichita Falls, Texas	D6-'12
28	Chris Johnson	RB	5-11	203	27	6	East Carolina	Orlando, Fla.	D1-'08
29	Blidi Wreh-Wilson	CB	6-1	198	23	R	Connecticut	Edinboro, Pa.	D3a-'13
30	Jason McCourty	CB	6-0	193	25	5	Rutgers	Montvale, N.J.	D6a-'09
31	Bernard Pollard	S	6-1	226	28	8	Purdue	Fort Wayne, Ind.	FA-'13
32	Robert Johnson	S	6-2	203	26	3	Utah	Los Angeles, Calif.	D5-'10
33	Michael Griffin	S	6-0	215	28	7	Texas	Austin, Texas	D1-'07
35o	Jalen Parmele	RB	5-11	223	27	4	Toledo	Midland, Mich.	UFA (JAX)-'13
35d	Tracy Wilson	S	6-2	203	24	2	Northern Illinois	Harvey, Ill.	FA-'12
36	Khalid Wooten	CB	5-11	212	23	R	Nevada	Rialto, Calif.	D6-'13
37	Tommie Campbell	CB	6-3	198	25	3	California (Pa.)	Aliquippa, Pa.	D7b-'11
38	Al Afalava	S	5-11	218	26	4	Oregon State	Laie, Hawaii	FA-'12
39	Daimion Stafford	S	6-1	218	22	R	Nebraska	Norco, Calif.	D7-'13
40	George Baker	CB	5-11	186	23	R	South Florida	Miami, Fla.	FA-'13
42	Collin Mooney	FB	5-10	238	27	1	Army	Katy, Texas	FA-'12
44	Matthew Pierce	CB	5-10	200	22	R	Valdosta State	New Orleans, La.	FA-'13
45	Quinn Johnson	FB	6-1	255	26	5	Louisiana State	New Orleans, La.	T (GB)-'11
46	Jack Doyle	TE	6-6	258	23	R	Western Kentucky	Indianapolis, Ind.	FA-'13
47	Greg Jones	LB	6-0	238	24	3	Michigan State	Cincinnati, Ohio	FA-'13
48	Beau Brinkley	LS	6-4	248	23	2	Missouri	Kearney, Mo.	FA-'12
49	Jonathan Willard	LB	6-2	231	23	R	Clemson	Loris, S.C.	FA-'13
50	Zaviar Gooden	LB	6-1	231	22	R	Missouri	Pflugerville, Texas	D3b-'13
52	Colin McCarthy	LB	6-1	243	25	3	Miami (Fla.)	Tampa, Fla.	D4a-'11
53	Moise Fokou	LB	6-1	243	27	5	Maryland	Cameroon, Africa	UFA (IND)-'13
55	Zach Brown	LB	6-1	248	23	2	North Carolina	Estill, S.C.	D2-'12
56	Akeem Ayers	LB	6-3	253	24	3	UCLA	Los Angeles, Calif.	D2-'11
57	Patrick Bailey	LB	6-4	243	27	6	Duke	Elmendorf, Texas	W (PIT)-'10
58	Rob Turner	G/C	6-4	308	28	6	New Mexico	Austin, Texas	UFA (STL)-'13
59	Tim Shaw	LB	6-1	238	29	6	Penn State	Livonia, Mich.	W (CHI)-'10
60	Chris Spencer	C/G	6-3	308	31	9	Mississippi	Flora, Miss.	UFA (CHI)-'13
61	Fernando Velasco	C/G	6-4	308	28	4	Georgia	Wrens, Ga.	FA-'08
62	Brian Schwenke	C	6-3	318	22	R	California	Oceanside, Calif.	D4-'13
64	Kasey Studdard	G	6-3	313	29	6	Texas	Denver, Colo.	FA-'13
66	Mike Otto	T	6-5	308	29	6	Purdue	Kokomo, Ind.	D7-'07
67	Andy Levitre	G	6-2	303	27	5	Oregon State	Felton, Calif.	UFA (BUF)-'13
68	Byron Stingily	T	6-5	318	24	3	Louisville	Country Club Hills, Ill.	D6-'11
69	Zach Clayton	DT	6-2	298	25	2	Auburn	Opelika, Ala.	D7a-'11
70	Chance Warmack	G	6-2	323	21	R	Alabama	Atlanta, Ga.	D1-'13

## TENNESSEE TITANS NUMERICAL ROSTER (CONTINUED)

NO.	NAME	POS.	HT.	WT.	AGE	EXP.	COLLEGE	HOMETOWN	ACQUIRED
71	Michael Roos	T	6-7	313	30	9	Eastern Washington	Vancouver, Wash.	D2-'05
72d	Nigel Nicholas	DT	6-3	251	23	R	Oklahoma State	Rossville, Ga.	FA-'13
72o	Eloy Atkinson	C	6-3	313	23	R	Texas-El Paso	Los Fresnos, Texas	FA-'13
73	Oscar Johnson	G	6-6	338	23	R	Louisiana Tech	Crystal Springs, Miss.	FA-'13
75	Keyunta Dawson	DE	6-3	258	27	6	Texas Tech	Shreveport, La.	FA-'12
76	David Stewart	T	6-7	313	30	9	Mississippi State	Moulton, Ala.	D4b-'05
77	Thaddeus Gibson	DE	6-2	243	25	2	Ohio State	Euclid, Ohio	FA-'12
78d	Stefan Charles	DT	6-5	323	25	R	Regina	Oshawa, Ontario	FA-'13
78o	Barry Richardson	T	6-6	319	27	6	Clemson	Mount Pleasant, S.C.	FA-'13
79o	Daniel Baldrige	T	6-8	323	27	2	Marshall	Opelousas, La.	FA-'12
79d	Antonio Johnson	DT	6-3	328	28	7	Mississippi State	Leland, Miss.	UFA (IND)-'13
80	Martell Webb	TE	6-3	278	23	1	Michigan	Pontiac, Mich.	FA-'12
81	Brandon Barden	TE	6-4	253	24	1	Vanderbilt	Lincolnton, Ga.	FA-'12
82	Delanie Walker	TE	6-0	248	28	8	Central Missouri State	Pomona, Calif.	UFA (SF)-'13
83	Marc Mariani	WR	6-1	187	26	4	Montana	Havre, Mont.	D7a-'10
84	Taylor Thompson	TE	6-6	268	23	2	Southern Methodist	Prosper, Texas	D5-'12
85	Nate Washington	WR	6-1	183	29	9	Tiffin	Toledo, Ohio	UFA (PIT)-'09
87	Kevin Walter	WR	6-3	216	31	11	Eastern Michigan	Vernon Hills, Ill.	FA-'13
88	Craig Stevens	TE	6-3	263	28	6	California	San Pedro, Calif.	D3-'08
89	Rashad Ross	WR	6-0	181	23	R	Arizona State	Vallejo, Calif.	FA-'13
90	Scott Solomon	LB	6-3	263	24	2	Rice	San Antonio, Texas	D7-'12
91	Derrick Morgan	DE	6-3	271	24	4	Georgia Tech	Coatesville, Pa.	D1-'10
92	Ropati Pitoitua	DE	6-8	298	28	4	Washington State	Lakewood, Wash.	UFA (KC)-'13
93	Mike Martin	DT	6-1	298	22	2	Michigan	Detroit, Mich.	D3-'12
94	Sammie Hill	DT	6-4	328	26	5	Stillman	West Blocton, Ala.	UFA (DET)-'13
95	Kameron Wimbley	DE	6-4	258	29	8	Florida State	Wichita, Kansas	FA-'12
96	DaJohn Harris	DT	6-3	303	24	2	Southern California	Inglewood, Calif.	FA-'12
97	Karl Klug	DE/DT	6-3	278	25	3	Iowa	Caledonia, Minn.	D5-'11
98	Lavar Edwards	DE	6-4	278	23	R	Louisiana State	Baton Rouge, La.	D5-'13
99	Jurrell Casey	DT	6-1	305	23	3	Southern California	Long Beach, Calif.	D3-'11

Active Roster Count: 90

As of July 22, 2013

**HEAD COACH:** MIKE MUNCHAK

**ASSISTANT COACHES:** JERRY GRAY (defensive coordinator), DOWELL LOGGAINS (offensive coordinator), STEVE WATTERSON (asst. head coach/strength and conditioning), GREGG WILLIAMS (senior asst./defense), STEVE BROWN (asst. secondary), SYLVESTER CROOM (running backs), JONATHAN GANNON (defensive asst./quality control), GEORGE HENSHAW (tight ends), STEVE HOFFMAN (special teams asst.), SHAWN JEFFERSON (wide receivers), NATE KACZOR (special teams), BRUCE MATTHEWS (offensive line), BRETT MAXIE (secondary), KEITH MILLARD (defensive asst./pass rush specialist), CHET PARLAVECCHIO (linebackers), DAVE RAGONE (quarterbacks), TRACY ROCKER (defensive line), ARTHUR SMITH (offensive line/tight end asst.)

**PRONUNCIATION GUIDE:**

Al AFALAVA . . . . .ah-fah-LAH-vuh	SHONN Greene . . . Shawn	Brian SCHWENKE . . . . .SHWANK-ee
Rob BIRONAS . . . . .bur-OWN-us	DAJOHN Harris . . . DAY-john	Byron STINGILY . . . . .STING-lee
MAIKON BONANI . . . My-CON Bo-NA-nee	Karl KLUG . . . . .KLOOG	ALTERRAUN Verner . . . . .AL-ter-on
DIONDRE BOREL . . . Dee-ON-dray Buh-rel	Andy LEVITRE . . . luh-VEE-tree	KAMERION Wimbley . . . . .Cameron
KEYUNTA Dawson . . .key-AHN-tay	Marc MARIANI . . . . MARY-annie	BLIDI WREH-Wilson . . . . .BLEED-ee ray
MOISE FOKOU . . . . .Moses FOE-koo	ROPATI PITOITUA . ROE-pot-ee Puh-TOE-uh-two-ah	
ZAVIAR Gooden . . . . .Zay-VEE-er	Darius REYNAUD . . RAY-naud	

**HOW ACQUIRED KEY:** FA (free agent), UFA (unrestricted free agent), RFA (restricted free agent), D (draft pick), W (waivers), T (trade)

## TITANS POSITIONAL ROSTER - OFFENSE

### QUARTERBACKS (4)

7	Enderle, Nathan	QB	6-4	228	1/12/88	2	Idaho	North Platte, Neb.	FA-'13
4	Fitzpatrick, Ryan	QB	6-2	223	11/24/82	9	Harvard	Gilbert, Ariz.	FA-'13
10	Locker, Jake	QB	6-3	223	6/15/88	3	Washington	Ferndale, Wash.	D1-'11
11	Smith, Rusty	QB	6-5	223	1/28/87	4	Florida Atlantic	Jacksonville, Fla.	D6a-'10

### RUNNING BACKS/FULLBACKS (7)

22	Alexander, Alvester	RB	5-11	213	10/17/90	1	Wyoming	Houston, Texas	FA-'13
23	Greene, Shonn	RB	5-11	233	8/21/85	5	Iowa	Sicklerville, N.J.	UFA (NYJ)-'13
28	Johnson, Chris	RB	5-11	203	9/23/85	6	East Carolina	Orlando, Fla.	D1-'08
35o	Parmeale, Jalen	RB	5-11	223	12/30/85	4	Toledo	Midland, Mich.	UFA (JAX)-'13
25	Reynaud, Darius	RB	5-9	208	12/29/84	5	West Virginia	Luling, La.	FA-'12
45	Johnson, Quinn	FB	6-1	255	9/30/86	5	Louisiana State	New Orleans, La.	W (DEN)-'12
42	Mooney, Collin	FB	5-10	238	4/3/86	1	Army	Katy, Texas	FA-'12

### WIDE RECEIVERS (13)

19	Borel, Diondre	WR	6-0	196	12/12/88	1	Utah State	Oakley, Calif.	FA-'12
18	Britt, Kenny	WR	6-3	223	9/19/88	5	Rutgers	Bayonne, N.J.	D1-'09
12	Harvey, Travis	WR	6-2	188	5/18/90	R	Florida A&M	Inglewood, Calif.	FA-'13
15	Hunter, Justin	WR	6-4	203	5/20/91	R	Tennessee	Virginia Beach Va.	D2-'13
83	Mariani, Marc	WR	6-1	187	5/2/87	4	Montana	Havre, Mont.	D7a-'10
14	Preston, Michael	WR	6-5	213	6/1/89	1	Heidelberg	Euclid, Ohio	FA-'11
89	Ross, Rashad	WR	6-0	181	2/2/90	R	Arizona State	Vallejo, Calif.	FA-'13
16	Wallace, Roberto	WR	6-4	225	5/10/86	3	San Diego State	Panama City, Fla.	FA-'13
87	Walter, Kevin	WR	6-3	216	8/4/81	11	Eastern Michigan	Vernon Hills, Ill.	FA-'13
85	Washington, Nate	WR	6-1	183	8/28/83	9	Tiffin	Toledo, Ohio	UFA (PIT)-'09
5	Watkins, Dontel	WR	6-2	201	4/4/90	R	Murray State	Nashville, Tenn.	FA-'13
17	Williams, Damian	WR	6-1	193	5/26/88	4	Southern California	Springdale, Ark.	D3a-'10
13	Wright, Kendall	WR	5-10	191	11/12/89	2	Baylor	Pittsburg, Texas	D1-'12

### TIGHT ENDS (6)

81	Barden, Brandon	TE	6-4	253	3/15/89	1	Vanderbilt	Lincolnton, Ga.	FA-'12
46	Doyle, Jack	TE	6-6	258	5/5/90	R	Western Kentucky	Indianapolis, Ind.	FA-'13
88	Stevens, Craig	TE	6-3	263	9/1/84	6	California	San Pedro, Calif.	D3-'08
84	Thompson, Taylor	TE	6-6	268	10/19/89	2	Southern Methodist	Prosper, Texas	D5-'12
82	Walker, Delanie	TE	6-0	248	8/12/84	8	Central Missouri State	Pomona, Calif.	UFA (SF)-'13
80	Webb, Martell	TE	6-3	278	11/10/89	1	Michigan	Pontiac, Mich.	FA-'12

### CENTERS (4)

72o	Atkinson, Eloy	C	6-3	313	1/24/90	R	Texas-El Paso	Los Fresnos, Texas	FA-'13
62	Schwenke, Brian	C	6-3	318	3/22/91	R	California	Oceanside, Calif.	D4-'13
60	Spencer, Chris	C/G	6-3	308	3/28/82	9	Mississippi	Flora, Miss.	UFA (CHI)-'13
61	Velasco, Fernando	C/G	6-4	308	2/22/85	4	Georgia	Wrens, Ga.	FA-'08

### GUARDS (5)

73	Johnson, Oscar	G	6-6	338	3/1/90	R	Louisiana Tech	Crystal Springs, Miss.	FA-'13
67	Levitre, Andy	G	6-2	303	5/15/86	5	Oregon State	Felton, Calif.	UFA (BUF)-'13
64	Studdard, Kasey	G	6-3	313	7/1/84	6	Texas	Denver, Colo.	FA-'13
58	Turner, Rob	G/C	6-4	308	8/20/84	6	New Mexico	Austin, Texas	UFA (STL)-'13
70	Warmack, Chance	G	6-2	323	9/14/91	R	Alabama	Atlanta, Ga.	D1-'13

### TACKLES (6)

79o	Baldrige, Daniel	T	6-8	323	10/21/85	2	Marshall	Opelousas, La.	FA-'12
66	Otto, Mike	T	6-5	308	7/24/83	6	Purdue	Kokomo, Ind.	D7-'07
78o	Richardson, Barry	T	6-6	319	5/15/86	6	Clemson	Mount Pleasant, S.C.	FA-'13
71	Roos, Michael	T	6-7	313	10/5/82	9	Eastern Washington	Vancouver, Wash.	D2-'05
76	Stewart, David	T	6-7	313	8/28/82	9	Mississippi State	Moulton, Ala.	D4b-'05
68	Stingily, Byron	T	6-5	318	9/9/88	3	Louisville	Country Club Hills, Ill.	D6-'11

### LONG SNAPPER (1)

48	Brinkley, Beau	LS	6-4	248	1/25/90	2	Missouri	Kearney, Mo.	FA-'12
----	----------------	----	-----	-----	---------	---	----------	--------------	--------

### PLACEKICKERS (2)

2	Bironas, Rob	K	6-0	208	1/29/78	9	Ga. Southern/Auburn	Louisville, Ky.	FA-'05
3	Bonani, Maikon	K	5-10	183	1/29/89	R	South Florida	Matáó, Brazil	FA-'13

As of July 22, 2013

## TITANS POSITIONAL ROSTER - DEFENSE

### DEFENSIVE ENDS (7)

75	Dawson, Keyunta	DE	6-3	258	9/13/85	6	Texas Tech	Shreveport, La.	FA-'12
98	Edwards, Lavar	DE	6-4	278	4/29/90	R	Louisiana State	Baton Rouge, La.	D5-'13
77	Gibson, Thaddeus	DE	6-2	243	10/21/87	2	Ohio State	Euclid, Ohio	FA-'12
97	Klug, Karl	DE/DT	6-3	278	3/31/88	3	Iowa	Caledonia, Minn.	D5-'11
91	Morgan, Derrick	DE	6-3	271	1/6/89	4	Georgia Tech	Coatesville, Pa.	D1-'10
92	Pitoitua, Ropati	DE	6-8	298	4/6/85	4	Washington State	Lakewood, Wash.	UFA (KC)-'13
95	Wimbley, Kamerion	DE	6-4	258	10/13/83	8	Florida State	Wichita, Kan.	FA-'12

### DEFENSIVE TACKLES (8)

99	Casey, Jurrell	DT	6-1	305	12/5/89	3	Southern California	Long Beach, Calif.	D3-'11
78d	Charles, Stefan	DT	6-5	323	6/9/88	R	Regina	Oshawa, Ontario	FA-'13
69	Clayton, Zach	DT	6-2	298	1/1/88	2	Auburn	Opelika, Ala.	D7a-'11
96	Harris, DaJohn	DT	6-3	303	1/24/89	2	Southern California	Inglewood, Calif.	FA-'12
94	Hill, Sammie	DT	6-4	328	11/8/86	5	Stillman	West Blocton, Ala.	UFA (DET)-'13
79d	Johnson, Antonio	DT	6-3	328	12/8/84	7	Mississippi State	Leland, Miss.	UFA (IND)-'13
93	Martin, Mike	DT	6-1	298	9/1/90	2	Michigan	Detroit, Mich.	D3-'12
72b	Nicholas, Nigel	DT	6-3	251	5/3/90	R	Oklahoma State	Rossville, Ga.	FA-'13

### LINEBACKERS (10)

56	Ayers, Akeem	LB	6-3	253	7/10/89	3	UCLA	Los Angeles, Calif.	D2-'11
57	Bailey, Patrick	LB	6-4	243	11/19/85	6	Duke	Elmendorf, Texas	W (PIT)-'10
55	Brown, Zach	LB	6-1	248	10/23/89	2	North Carolina	Estill, S.C.	D2-'12
53	Fokou, Moise	LB	6-1	243	8/28/85	5	Maryland	Cameroon, Africa	UFA (IND)-'13
50	Gooden, Zaviar	LB	6-1	231	8/31/90	R	Missouri	Pflugerville, Texas	D3b-'13
47	Jones, Greg	LB	6-0	238	10/5/88	3	Michigan State	Cincinnati, Ohio	FA-'13
52	McCarthy, Colin	LB	6-1	243	5/30/88	3	Miami (Fla.)	Tampa, Fla.	D4a-'11
59	Shaw, Tim	LB	6-1	238	3/27/84	6	Penn State	Livonia, Mich.	W (CHI)-'10
90	Solomon, Scott	DE	6-3	263	11/5/88	2	Rice	San Antonio, Texas	D7-'12
49	Willard, Jonathan	LB	6-2	231	1/10/90	R	Clemson	Loris, S.C.	FA-'13

### CORNERBACKS (8)

40	Baker, George	CB	5-11	186	12/2/89	R	South Florida	Miami, Fla.	FA-'13
37	Campbell, Tommie	CB	6-3	198	9/19/87	3	California (Pa.)	Aliquippa, Pa.	D7b-'11
30	McCourty, Jason	CB	6-0	193	8/13/87	5	Rutgers	Montvale, N.J.	D6a-'09
44	Pierce, Matthew	CB	5-10	200	9/4/90	R	Valdosta State	New Orleans, La.	FA-'13
24	Sensabaugh, Coty	CB	5-11	187	11/15/88	2	Clemson	Kingsport, Tenn.	D4-'12
20	Verner, Alterraun	CB	5-10	186	12/13/88	4	UCLA	Carson, Calif.	D4-'10
36	Wooten, Khalid	CB	5-11	212	2/19/90	R	Nevada	Rialto, Calif.	D6-'13
29	Wreh-Wilson, Bliidi	CB	6-1	198	12/5/89	R	Connecticut	Edinboro, Pa.	D3a-'13

### SAFETIES (8)

38	Afalava, Al	S	5-11	218	1/20/87	4	Oregon State	Laie, Hawaii	FA-'12
33	Griffin, Michael	S	6-0	215	1/4/85	7	Texas	Austin, Texas	D1-'07
32	Johnson, Robert	S	6-2	203	2/13/87	3	Utah	Los Angeles, Calif.	D5-'10
26	Martin, Markelle	S	6-0	213	6/20/90	2	Oklahoma State	Wichita Falls, Texas	D6-'12
31	Pollard, Bernard	S	6-1	226	12/23/84	8	Purdue	Fort Wayne, Ind.	FA-'13
39	Stafford, Daimion	S	6-1	218	2/18/91	R	Nebraska	Norco, Calif.	D7-'13
21	Wilson, George	S	6-0	210	3/14/81	8	Arkansas	Paducah, Ky.	FA-'13
35d	Wilson, Tracy	S	6-2	203	2/27/89	2	Northern Illinois	Harvey, Ill.	FA-'12

### PUNTERS (1)

6	Kern, Brett	P	6-2	214	2/17/86	6	Toledo	Grand Island, N.Y.	W (DEN)-'09
---	-------------	---	-----	-----	---------	---	--------	--------------------	-------------

As of July 22, 2013

## HOW THE TITANS WERE BUILT

YEAR	DRAFTEES (37)	FREE AGENTS (49)	TRADES/WAIVERS (4)
2013	G Chance Warmack (1) WR Justin Hunter (2) CB Bledi Wreh-Wilson (3a) LB Zaviar Gooden (3b) C Brian Schwenke (4) DE Lavar Edwards (5) CB Khalid Wooten (6) S Daimion Stafford (7)	G Kasey Studdard (FA) WR Roberto Wallace (FA) QB Nathan Enderle (FA) S George Wilson (FA) G Andy Levitre (UFA-BUF) TE Delanie Walker (UFA-SF) DT Sammie Hill (UFA-DET) RB Shonn Greene (UFA-NYJ) LB Moise Fokou (UFA-IND) G/C Rob Turner (UFA-STL) S Bernard Pollard (FA) DE Ropati Pitoitua (UFA-KC) QB Ryan Fitzpatrick (FA) WR Kevin Walter (FA) C/G Chris Spencer (UFA-CHI) RB Jalen Parmele (UFA-JAX) C Eloy Atkinson (FA) CB George Baker (FA) K Maikon Bonani (FA) DT Stefan Charles (FA) TE Jack Doyle (FA) WR Travis Harvey (FA) G Oscar Johnson (FA) DT Nigel Nicholas (FA) CB Matthew Pierce (FA) WR Rashad Ross (FA) WR Dontel Watkins (FA) LB Jonathan Willard (FA) DT Antonio Johnson (UFA-IND) RB Alvester Alexander (FA) LB Greg Jones (FA) T Barry Richardson (FA)	
2012	WR Kendall Wright (1) LB Zach Brown (2) DT Mike Martin (3) CB Coty Sensabaugh (4) TE Taylor Thompson (5) S Markelle Martin (6) LB Scott Solomon (7)	S Al Afalava (FA) DE Keyunta Dawson (FA) RB Darius Reynaud (FA) DE Kamerion Wimbley (FA) LS Beau Brinkley (FA) DT DaJohn Harris (FA) TE Brandon Barden (FA) FB Collin Mooney (FA) S Tracy Wilson (FA) T Daniel Baldrige (FA) DE Thaddeus Gibson (FA) WR Diondre Borel (FA) TE Martell Webb (FA)	
2011	QB Jake Locker (1) LB Akeem Ayers (2) DT Jurrell Casey (3) LB Colin McCarthy (4a) DE/DT Karl Klug (5) T Byron Stingily (6) DT Zach Clayton (7a) CB Tommie Campbell (7b)	WR Michael Preston (FA)	FB Quinn Johnson (W-DEN)
2010	DE Derrick Morgan (1) WR Damian Williams (3a) CB Alterraun Verner (4) S Robert Johnson (5) QB Rusty Smith (6a) WR Marc Mariani (7a)		LB Patrick Bailey (W-PIT) LB Tim Shaw (W-CHI)
2009	WR Kenny Britt (1) CB Jason McCourty (6a)	WR Nate Washington (UFA-PIT)	P Brett Kern (W-DEN)
2008	RB Chris Johnson (1) TE Craig Stevens (3)	C/G Fernando Velasco (FA)	
2007	S Michael Griffin (1) T Mike Otto (7)		
2006			
2005	T Michael Roos (2) T David Stewart (4b)	K Rob Bironas (FA)	

As of July 22, 2013

38



## AL AFALAVA

SAFETY • 5'11" • 218 lbs • COLLEGE: OREGON STATE  
 ACQUIRED: FREE AGENT - 2012 • NFL EXP. (NFL/TITANS): 4/2  
 HOMETOWN: LAIE, HAWAII  
 GAMES PLAYED/GAMES STARTED: 29/15 (PLAYOFFS: 0/0)



**PRO:** Al Afalava (pronounced ah-fah-LAH-vuh) is a hard-hitting, physical safety in his second campaign with the Titans. He was signed as a free agent in January 2012 after spending the two previous seasons with the Chicago Bears and Indianapolis Colts. The Oregon State product also is a valuable contributor on special teams. Afalava started 13 games for the Bears as a rookie in 2009 and contributed on special teams with the Colts in his second campaign. In his first season in Tennessee, he appeared in 12 games with a pair of starts.

### CAREER HIGHLIGHTS:

- Afalava played in 12 games with a pair of starts in 2012, his first season with the Titans. He registered his first career interception at Indianapolis on Dec. 9, 2012.
- As a rookie with the Bears in 2009, Afalava started 13 games and ranked second on the team with six passes defended. He added 53 tackles, two sacks, a forced fumble and fumble recovery.

### CAREER TRANSACTIONS:

- The Kahuku, Hawaii, native was selected by the Chicago Bears in the sixth round (190th overall) of the 2009 NFL Draft.
- Waived by the Bears on Sept. 4, 2010.
- Signed by the Indianapolis Colts on Nov. 23, 2010 and waived on Sept. 3, 2011.
- Signed by the Titans as a free agent on Jan. 5, 2012.

### SEASON RECAPS:

**2012 (12/2 - Tennessee):** Played in 12 games with two starts at safety and collected 23 tackles and an interception. Registered a special teams tackle on coverage units. Was inactive for four games. Led the team in tackles once in 2012 (vs. JAX). Tied for the team lead in special teams tackles once in 2012 (vs NYJ).

- Against New England (9/9), played as a reserve on special teams coverage units in his first game with the Titans.
- At Buffalo (10/21), saw action as a reserve at safety and posted four tackles. Combined with Kamerion Wimbley to stop C.J. Spiller for no gain on a rush off left tackle in the fourth quarter.
- At Indianapolis (12/9), played as a reserve at safety and posted an interception. Intercepted an Andrew Luck deep pass late in the second quarter.
- Against N.Y. Jets (12/17), started at safety and registered three tackles. Tied for the team lead with a special teams tackle.
- At Green Bay (12/23), saw significant action as a reserve at safety after Jordan Babineaux left the game in the second quarter with an injury. Totaled three solo tackles on defense.
- Against Jacksonville (12/30), started at safety and led the team with 11 tackles.

**2011 (0/0):** Spent the season out of football after being waived by the Colts in the final preseason roster cutdown.

**2010 (4/0 - Indianapolis):** Appeared in four games for the Colts and totaled five tackles on special teams.

- Registered a pair of special teams tackles in games vs. Dallas (12/5) and at Tennessee (12/9).

**2009 (13/13 - Chicago):** Started 13 games as a rookie safety for the Bears. Inactive in three additional contests. Totaled 53 tackles, two sacks, six passes defended, one forced fumble and one fumble recovery. Tied for second on the team in passes defended.

- At Green Bay (9/13), made his first career start and had three tackles, one pass defended and one sack. Became the first Bears rookie since Mike Brown in 2000 to start a regular season-opener at safety and the 28th Chicago rookie overall to start on opening day since 1975. He was also the first Bears rookie at any defensive position to start the season opener since defensive tackle Tommie Harris in 2004.

- At Cincinnati (10/25), posted a season-high 11 tackles.
- At San Francisco (11/12), inactive with a shoulder injury.
- At Minnesota (11/29), registered 10 tackles and one sack.
- Against St. Louis (12/6), recovered his first career fumble and returned it 43 yards.
- Against Green Bay (12/13), had six tackles and his first career forced fumble.
- Against Minnesota (12/28) and at Detroit (1/3), was inactive with a knee injury.

### COLLEGE:

- Started 39 of 47 career games in four seasons at Oregon State. Registered 167 career tackles, 14 passes defended, three interceptions, one sack, four forced fumbles and three fumble recoveries.
- As a senior (2008), started 11 games and posted 36 tackles and a pair of interceptions.
- As a junior (2007), started 13 games and contributed 64 tackles, three passes defended, one sack, one forced fumble and two fumble recoveries.
- As a sophomore (2006), appeared in 14 games with nine starts. Totaled 35 tackles, three passes defended, one interception and one forced fumble.
- As a freshman (2005), appeared in nine games with six starts. Had 32 tackles and two forced fumbles.
- Majored in liberal studies.

### PERSONAL:

- Splits time between Nashville and Kahuku, Hawaii, with his wife, Jerrell, and their three sons, Darius, Daynian and Drayson.
- Named first-team All-State as a senior at Kahuku (Hawaii) High School. Led team to state title and 14-0 record as a junior.
- List of favorites: (movie) "Braveheart"; (TV show) "SportsCenter"; (actor/actress) Denzel Washington; (music artist) Bone Thugs N Harmony; (car) 1986 Monte Carlo; (video game) Madden NFL Football; (food) Samoan food; (sports hero as a child) Michael Jordan; and (sports team other than the Titans) Miami Heat.
- Born Al Afalava on Jan. 20, 1987 in Kahuku, Hawaii.

## AL AFALAVA'S TITANS GAME-BY-GAME

**2012 Tennessee Titans**

Date	Opp	W/L	P/S	Tot	Solo	Asst	Sk	- Yds	QBP	TFL	Int	- Yds	-TD	PD	FF	FR	- Yds	SpT
Sept 9	NE	L	p	0	0	0	0.0	0.0	0	0	0	0	0	0	0	0	0	0
Sept 16	@ SD	L	IA															
Sept 23	Det	W	IA															
Sept 30	@ Hou	L	p	0	0	0	0.0	0.0	0	0	0	0	0	0	0	0	0	0
Oct 7	@ Min	L	p	0	0	0	0.0	0.0	0	0	0	0	0	0	0	0	0	0
Oct 11	Pit	W	p	0	0	0	0.0	0.0	0	0	0	0	0	0	0	0	0	0
Oct 21	@ Buf	W	p	4	2	2	0.0	0.0	0	0	0	0	0	0	0	0	0	0
Oct 28	Ind	L	p	1	0	1	0.0	0.0	0	0	0	0	0	0	0	0	0	0

Nov 4	Chi	L	p	0	0	0	0.0	0.0	0	0	0	0	0	0	0	0	0	0	
Nov 11	@ Mia	W	IA																
Nov 25	@ Jax	L	IA																
Dec 2	Hou	L	p	1	0	1	0.0	0.0	0	0	0	0	0	0	0	0	0	0	
Dec 9	@ Ind	L	p	0	0	0	0.0	0.0	0	0	0	1	0	0	1	0	0	0	
Dec 17	NYJ	W	S	3	1	2	0.0	0.0	0	0	0	0	0	0	0	0	0	1	
Dec 23	@ GB	L	p	3	3	0	0.0	0.0	0	0	0	0	0	0	0	0	0	0	
Dec 30	Jax	W	S	11	7	4	0.0	0.0	0	0	0	0	0	0	0	0	0	0	
<b>Totals</b>				<b>6-10</b>	<b>12/2</b>	<b>23</b>	<b>13</b>	<b>10</b>	<b>0.0</b>	<b>0.0</b>	<b>0</b>	<b>0</b>	<b>0</b>	<b>0</b>	<b>1</b>	<b>0</b>	<b>1</b>	<b>0</b>	<b>1</b>

## AL AFALAVA'S NFL STATISTICS

REGULAR SEASON		TACKLES									INTERCEPTIONS					FUMBLES			
Year	Team	GP	GS	Tot	Solo	Asst	Sk	Yds	QBP	TFL	No	Yds	Lg	TD	PD	FF	FR	Yds	SpT
2009	Chicago	13	13	53	43	10	2.0	23.0	NA	NA	0	0	-	0	6	1	1	43	0
2010	Indianapolis	4	0	0	0	0	0.0	0.0	NA	NA	0	0	-	0	0	0	0	0	5
2012	Tennessee	12	2	23	13	10	0.0	0.0	0	0	1	0	0	0	1	0	0	0	1
<b>NFL Totals</b>		<b>29</b>	<b>15</b>	<b>76</b>	<b>56</b>	<b>20</b>	<b>2.0</b>	<b>23.0</b>	<b>0</b>	<b>0</b>	<b>1</b>	<b>0</b>	<b>0</b>	<b>0</b>	<b>7</b>	<b>1</b>	<b>1</b>	<b>43</b>	<b>6</b>

**Single-Game Highs**

Tackles - 11 (Twice, last vs. Jacksonville (12/30/12)

Special Teams Tackles - 2 (twice, last at Tennessee, 12/9/10)

Interceptions - 1 at Indianapolis (12/9/12)



22



## ALVESTER ALEXANDER

RUNNING BACK • 5'11" • 213 lbs • COLLEGE: WYOMING  
 ACQUIRED: FREE AGENT - 2013 • NFL EXP. (NFL/TITANS): 1/1  
 HOMETOWN: HOUSTON, TEXAS  
 GAMES PLAYED/GAMES STARTED: 0/0 (PLAYOFFS: 0/0)



**PRO:** Alvester Alexander is a linear, upright runner with good speed and solid hands out of the backfield. The 5-foot-11-inch, 213-pounder spent the majority of his rookie season as a member of the Indianapolis Colts' practice squad. Prior to his arrival in Indianapolis and Tennessee, Alexander was originally signed as a rookie free agent by the Chicago Bears.

### CAREER TRANSACTIONS:

- The Houston, Texas, native was originally signed by the Chicago Bears as an undrafted free agent on April 29, 2012.
- Released by the Bears on July 17, 2012.
- Signed by the Indianapolis Colts as a free agent on Aug. 14, 2012.
- Waived by the Colts on Aug. 26, 2012 and signed to the Colts' practice squad on Sept. 3, 2012.
- Released from the Colts' practice squad on Oct. 9, 2012.
- Signed to the Colts' practice squad on Oct. 30, 2012.
- Released from the Colts' practice squad on November 20, 2012.
- Signed to the Colts' practice squad on Dec. 4, 2012.
- Released from the Colts' practice squad on Dec. 11, 2012.
- Signed to the Titans' practice squad on Dec. 26, 2012.
- Signed by the Colts to a reserve/future contract on Jan. 9, 2013.
- Released by the Colts on April 30, 2013.
- Signed by the Titans as a free agent on May 15, 2013.

### SEASON RECAPS:

**2012 (0/0 – Indianapolis; 0/0 – Tennessee):** Spent most of the season on the Indianapolis Colts' practice squad after being released by the Chicago Bears on July 17, 2012. Signed to the Tennessee Titans' practice squad on Dec. 26, 2012.

### COLLEGE:

- Appeared in 38 games over three seasons for Wyoming and compiled 477 rushing attempts for 2,127 yards and 27 touchdowns during his career.
- Played in 13 games during his junior year and tallied 152 attempts for 695 yards and six touchdowns.
- During his sophomore season, earned honorable mention All-Mountain West Conference after leading the Cowboys with 792 rushing yards as well as 14 touchdowns on 189 carries in 12 starts. Set new UW school records for rushing touchdowns in a season (14) and in a game (5).
- As a true freshman, led Wyoming in rushing attempts (136), rushing yards (640) and rushing touchdowns (7).
- Majored in criminal justice at Wyoming.

### PERSONAL:

- Attended C.E. King (Houston, Texas) High School and was a unanimous first-team all-District 19-4A selection as a senior.
- Rushed for 1,348 yards and 29 touchdowns during his senior season, and averaged 8.0 yards per carry. Also recorded seven 100-yard rushing games and scored three touchdowns in four different games in 2008.
- Lettered in track in high school and was timed at 10.56 seconds in the 100 meters.
- Won his District Championship in the 100 meters as a junior. Individually, he was a Regional qualifier in the 100 meters, as well as being part of 4x100 and 4x200 Regional qualifying relay teams.
- Is the youngest of three children of Katharine and Joe Alexander. His older brother Joe Alexander II played college football at McMurry University in Abilene, Texas.
- Follow Alexander on Twitter @Alvester\_A.
- Born Alvester Alexander on Oct. 17, 1990 in Houston, Texas.

## ALVESTER ALEXANDER'S NFL STATISTICS

REGULAR SEASON		RUSHING							RECEIVING				
Year	Team	GP	GS	No	Yds	Avg	Lg	TD	Att	Yds	Avg	Lg	TD
2012	IND/TEN	0	0										
NFL Totals		0	0	0	0	0.0	0	0	0	0	0.0	0	0

56



## AKEEM AYERS

LINEBACKER • 6'3" • 253 lbs • COLLEGE: UCLA  
 ACQUIRED: 2ND ROUND - 2011 • NFL EXP. (NFL/TITANS): 3/3  
 HOMETOWN: LOS ANGELES, CALIF.  
 GAMES PLAYED/GAMES STARTED: 32/30 (PLAYOFFS: 0/0)



**PRO:** The Titans used their second-round selection in 2011 on versatile former UCLA standout Akeem Ayers. A smooth, agile defender, he lined up mostly as a strongside linebacker in his first two seasons, but he also grew increasingly into an end rusher on passing downs. Ayers became the first Titans rookie to start all 16 games since 2002, and led all Titans linebackers with 88 tackles, the second-highest total for a Titans rookie since 1999. He built on that effort in 2012, when he led the defense with 110 tackles and ranked second on the squad with six sacks.

### CAREER HIGHLIGHTS:

- In his second NFL season, Ayers led the team with 110 tackles and tied for second on the squad with six sacks.
- Ayers had a strong rookie season in 2011, starting all 16 games and leading all Titans linebackers with 88 tackles, to go along with two sacks, seven quarterback pressures and three tackles for loss.
- Ayers has a knack for finding the end zone on defense. He scored three touchdowns during his UCLA career, including two interception returns and a fumble return for a score.

### TITANS TIDBITS:

- Ayers is a skilled free-hand artist. His favorite things to sketch are super heroes.
- Ayers is close friends with current Titans cornerback Alterraun Verner. The two played together at UCLA during the 2008-2009 seasons and Verner actually met with Ayers in Los Angeles prior to the 2011 season to discuss what the rookie can expect in his initial NFL campaign.
- After attending the first round of the draft in New York on Friday night, Ayers had to fly back to Los Angeles on Saturday for a previously scheduled event. He was at LAX airport when the second round started and got the call from the Titans on his car ride home with his brother and sister.

### CAREER TRANSACTIONS:

- The Los Angeles, Calif., native was selected by the Titans in the second round (39th overall) of the 2011 NFL Draft.

### SEASON RECAPS:

- 2012 (16/14):** Played in all 16 games with 14 starts. Led the team with 110 tackles and tied for second on the squad with six sacks. Also notched eight quarterback pressures, eight passes defended, four tackles for loss, an interception and a forced fumble. Registered a career-best 15 tackles against Detroit (9/23/12). Led the team in tackles twice (vs. NE, vs. DET). Led or tied for the team lead in sacks three times (vs. DET, vs. IND, vs. CHI). Led or tied for the team lead in quarterback pressures four times (vs. NE, at BUF, vs. IND, vs. CHI). Led or tied for the team lead in passes defended four times (vs. DET, at HST, at MIA, vs. HST).
- Against New England (9/9), led the team with 11 tackles, including a stop for loss. Stonewalled Stevan Ridley for a one-yard loss on a rush off left guard in the opening quarter.
  - Against Detroit (9/23), led the team with a career-high 15 tackles, including a sack and a pass defended. Forced the Lions to settle for a field goal by batting down a third-and-two pass intended for Brandon Pettigrew in the first quarter. Halted a Lions' drive by dropping Matthew Stafford for an eight-yard sack on third-and-nine in the fourth quarter.
  - Against Indianapolis (10/28), tallied seven tackles, including a sack, two quarterback pressures and a pass defended. Batted down a pass intended for Dwayne Allen in the second quarter. Came off the edge and dropped Andrew Luck for a seven-yard sack in the third quarter.
  - At Chicago (11/4), notched eight tackles, including a sack, a tackle for

loss and a quarterback pressure. Chased down Jay Cutler for a sack along the sideline in the first quarter. Combined with Zach Brown to stuff Michael Bush for no gain on a rush off left tackle in the opening stanza. Stopped Bush for a one-yard loss on a carry off left guard in the second quarter. Teamed with Derrick Morgan to stonewall Matt Forte for a four-yard loss on a rush off right tackle in the second quarter. Stopped Bush for no gain on a carry off right tackle in the final stanza.

- At Miami (11/11), started recorded two tackles, an interception and two passes defended. Tipped a Ryan Tannehill pass that was then intercepted by Colin McCarthy and returned 49 yards for a touchdown with 14:05 left to play in the second quarter. Set up a Titans' score before the half by intercepting a Ryan Tannehill intended for Anthony Fasano on a third-and-one pass late in the second quarter.
- At Jacksonville (11/25), sacked Chad Henne for a seven-yard loss in the first quarter.
- Against Houston (12/2), played as a reserve at linebacker as the team opened the game in five defensive back formation. Posted six tackles and two passes defended.
- Against N.Y. Jets (12/17), registered six tackles and a sack. Ended a Jets' drive by sacking Mark Sanchez for an eight-yard loss on third-and-seven in the fourth quarter.
- At Green Bay (12/23), played as a reserve at linebacker as the team opened the game in the nickel package and totaled six tackles.
- Against Jacksonville (12/30), recorded eight tackles, including a sack, a forced fumble and a quarterback pressure. Forced a Justin Blackmon fumble in the third quarter. Halted a Jaguars' drive by teaming with Derrick Morgan to drop Chad Henne for a six-yard sack on third-and-12 in the fourth quarter. Ended a Jaguars' drive by combining with Karl Klug to sack Chad Henne for a four-yard loss on fourth-and-two late in the fourth quarter.

**2011 (16/16):** Became the first Titans rookie to start all 16 games since safety Tank Williams in 2002, and led all Titans linebackers with 88 tackles, the second-highest total for a Titans rookie since 1999 (103 by Alterraun Verner in 2010). Added two sacks, seven quarterback pressures, three tackles for loss, two passes defended, one forced fumble and one fumble recovery. Led the team in tackles once (vs. JAX). Tied for the team lead in sacks twice (at CLE, at CAR). Tied for the team lead in quarterback pressures twice (at JAX, at ATL). Tied for the team lead in special teams tackles once (at CAR). Tied for the team lead in passes defended once (at ATL). Registered a career-best 10 tackles against Jacksonville (12/24/11). Collected his first career sack by dropping Colt McCoy for a one-yard loss at Cleveland (10/2/11).

- At Jacksonville (9/11), started at strongside linebacker in his NFL debut and posted seven tackles and a quarterback pressure. Teamed with Barrett Ruud to stonewall Maurice Jones-Drew for a two-yard loss on a third-and-one goalline rush in the third quarter.
- At Cleveland (10/2), started at strongside linebacker and collected four tackles, a sack and a quarterback pressure. Registered his first career sack by dropping Colt McCoy for a one-yard loss in the third quarter.
- At Carolina (11/13), started at strongside linebacker and tallied seven tackles, a sack, a fumble recovery, a pass defended and two quarterback pressures. Ended a Panthers' drive by recovering a Greg Olsen fumble that was forced out by Will Witherspoon at the Titans' eight-yard line in the first quarter. Broke up a pass intended for Jonathan Stewart in the second quarter. Came off the edge and dropped Cam Newton for a nine-yard sack late in the fourth quarter. Tied for the team lead with a special teams tackle.
- At Atlanta (11/20), started at strongside linebacker and collected seven tackles, including two stops for loss, a pass defended and a quarterback pressure. Helped forced a Falcons' field goal by stonewalling Michael

Turner for no gain on a third-and-one goalline rush in the second quarter. Stopped Turner for a one-yard loss on a rush off left tackle late in the second quarter. Batted down a deep pass intended for Tony Gonzalez late in the second quarter. Tackled Jacquizz Rodgers for a one-yard loss on a rush off right end in the third quarter.

- At Indianapolis (12/18), started at strongside linebacker and tallied five tackles and a forced fumble. Forced a Pierre Garcon fumble that was recovered by Chris Hope just before halftime and the turnover led to a Titans' field goal. Posted a special teams tackle.
- Against Jacksonville (12/24), started at strongside linebacker and led the team with a career-best 10 tackles and a quarterback pressure.

#### COLLEGE:

- In three seasons, Ayers played in 37 games at UCLA with 28 starts at strongside outside linebacker, recording 183 tackles with 14.0 sacks and 29.5 tackles for loss. He also caused seven fumbles, recovered four fumbles and tallied six interceptions for 100 yards with two touchdowns. Ayers earned All-America honors in his final two seasons and was one of five finalists for the 2010 Butkus Award.
- As a junior (2010), earned second-team All-America honors from the Walter Camp Football Foundation and was one of five Butkus Award finalists, finishing third in voting. Selected as a team captain and started all 12 games. Finished fourth on the team with 68 tackles, tied for first with four sacks, second with 10.0 tackles for loss and tied for second with two interceptions. Named third-team Associated Press All-American, second-team Phil Steele All-American and first-team All-Pac-10 selection.
- As a sophomore (2009), started all 13 games at strongside linebacker and earned honorable mention All-Pac-10. Tied a UCLA season record with two touchdowns on interceptions and scored three defensive touchdowns in all (one fumble return). Led the team with four forced fumbles and finished second on the team with six sacks and 14.5 tackles for loss. In his final four games of the season, Ayers made 30 tackles, including four sacks and 9.5 tackles for loss, three interceptions (returned one for a touchdown) and returned a fumble for a touchdown. Named co-defensive winner of UCLA's Captain Don Brown Memorial Award for Most Improved Player.
- As a freshman (2008), appeared in 12 games with three starts at strongside linebacker and was named to Rivals.com Pac-10 All-Freshman team. Posted 40 tackles, four sacks, three passes defended and a forced fumble. Earned honorable mention All-Pac-10 from the league's coaches. Was the defensive co-winner of UCLA's John Boncheff, Jr. Memorial Award for Rookie of the Year.
- As a red-shirt freshman (2007), did not see action in his first year with the program.
- Was a History major at UCLA and was Director's Honor Roll in Fall 2007.

#### PERSONAL:

- Single and splits time between Nashville and Los Angeles, Calif.
- Lettered three seasons at Verbum Dei High School in Los Angeles, playing defensive end, linebacker and wide receiver.
- Named PrepStar All-American, SuperPrep All-American and a four-star recruit as a defensive end by Rivals.com and Scout.com. Rated No. 50 player in nation by scout.com. Rated No. 1 defensive end and No. 9 player in California by Scout.com. Ranked No. 9 among outside linebackers by Rivals.com.
- Member of Long Beach Press-Telegram Best in the West first team. Named first-team All-State (Small Schools) by Cal-Hi Sports and CIF-Southern Section Mid Valley Defensive Player of the Year. Led Verbum Dei to CIF Mid-Valley title.
- As a senior outside linebacker, he made 94 tackles, including 22 versus Temple City and collected two quarterback sacks. Totaled 21 receptions for 413 yards and nine touchdowns on offense. Returned 20 kickoffs for 626 yards.
- As a junior, made Cal-Hi Sports All-State (Small Schools) first team and All-CIF-SS Division XI first team. Made 116 tackles, 23 sacks, 15 other tackles for loss, an interception and five fumble recoveries. On offense, made 19 receptions for 441 yards and seven touchdowns.
- As a sophomore, he was credited with 87 tackles, 18 sacks and two blocked punts. On offense, he caught four passes for 132 yards.
- Has one brother, Kevin, and one sister, Jonnae.
- Hobbies include art and basketball.
- Follow Ayers on Twitter at @Akeem\_Ayers.
- List of favorites: (movie) "Remember the Titans"; (TV show) "Family Guy"; (actor) Denzel Washington; (video game) Call of Duty; (music artist) Lil Wayne; (school subjects) History; (car) 1969 Camaro; (food) Italian; (sports hero) Michael Jordan and Jerry Rice; and (sports teams as a child) San Francisco 49ers and Philadelphia 76ers (when Allen Iverson was there).
- Born Akeem Christopher Ayers on July 10, 1989 in Los Angeles, Calif.

## AKEEM AYERS' GAME-BY-GAME

2011 Tennessee Titans														2012 Tennessee Titans																										
Date	Opp	W/L	P/S	Tot	Solo	Asst	Sk	- Yds	QBP	TFL	Int	- Yds	-TD	PD	FF	FR	- Yds	SpT	Date	Opp	W/L	P/S	Tot	Solo	Asst	Sk	- Yds	QBP	TFL	Int	- Yds	-TD	PD	FF	FR	- Yds	SpT			
Sept 11	@ Jax	L	S	7	6	1	0.0	0.0	1	0	0	0	0	0	0	0	0	0	0	Sept 9	NE	L	S	11	7	4	0.0	0.0	1	1	0	0	0	0	0	0				
Sept 18	Bal	W	S	3	1	2	0.0	0.0	0	0	0	0	0	0	0	0	0	0	0	Sept 16	@ SD	L	S	9	8	1	0.0	0.0	0	0	0	0	0	1	0	0	0			
Sept 25	Den	W	S	6	3	3	0.0	0.0	0	0	0	0	0	0	0	0	0	0	0	Sept 23	Det	W	S	15	11	4	1.0	8.0	0	0	0	0	0	1	0	0	0	0		
Oct 2	@ Cle	W	S	4	3	1	1.0	1.0	1	0	0	0	0	0	0	0	0	0	0	Sept 30	@ Hou	L	S	8	5	3	0.0	0.0	0	0	0	0	0	1	0	0	0	0		
Oct 9	@ Pit	L	S	2	1	1	0.0	0.0	0	0	0	0	0	0	0	0	0	0	0	Oct 7	@ Min	L	S	7	5	2	0.0	0.0	1	0	0	0	0	0	0	0	0	0		
Oct 23	Hou	L	S	2	2	0	0.0	0.0	0	0	0	0	0	0	0	0	0	0	0	Oct 11	Pit	W	S	6	4	2	0.0	0.0	0	1	0	0	0	0	0	0	0	0		
Oct 30	Ind	W	S	2	1	1	0.0	0.0	0	0	0	0	0	0	0	0	0	0	0	Oct 21	@ Buf	W	S	4	3	1	0.0	0.0	1	0	0	0	0	0	0	0	0	0	0	
Nov 6	Cin	L	S	6	4	2	0.0	0.0	1	0	0	0	0	0	0	0	0	0	0	Oct 28	Ind	L	S	7	3	4	1.0	7.0	2	0	0	0	0	1	0	0	0	0	0	
Nov 13	@ Car	W	S	7	7	0	1.0	9.0	2	0	0	0	0	1	0	1	0	1	0	Nov 4	Chi	L	S	8	6	2	1.0	0.0	1	1	0	0	0	0	0	0	0	0	0	
Nov 20	@ Atl	L	S	7	6	1	0.0	0.0	1	2	0	0	0	1	0	0	0	0	0	Nov 11	@ Mia	W	S	2	1	1	0.0	0.0	0	0	1	2	0	2	0	0	0	0	0	
Nov 27	TB	W	S	8	8	0	0.0	0.0	0	1	0	0	0	0	0	0	0	0	0	Nov 25	@ Jax	L	S	5	5	0	1.0	7.0	0	0	0	0	0	0	0	0	0	0	0	0
Dec 4	@ Buf	W	S	6	4	2	0.0	0.0	0	0	0	0	0	0	0	0	0	0	0	Dec 2	Hou	L	p	6	5	1	0.0	0.0	0	0	0	0	0	2	0	0	0	0	0	
Dec 11	NO	L	S	8	6	2	0.0	0.0	0	0	0	0	0	0	0	0	0	0	0	Dec 9	@ Ind	L	S	2	1	1	0.0	0.0	1	1	0	0	0	0	0	0	0	0	0	0
Dec 18	@ Ind	L	S	5	4	1	0.0	0.0	0	0	0	0	0	0	1	0	0	0	1	Dec 17	NYJ	W	S	6	4	2	1.0	8.0	0	0	0	0	0	0	0	0	0	0	0	0
Dec 24	Jax	W	S	10	5	5	0.0	0.0	1	0	0	0	0	0	0	0	0	0	0	Dec 23	@ GB	L	p	6	5	1	0.0	0.0	0	0	0	0	0	0	0	0	0	0	0	0
Jan 1	@ Hou	W	S	5	5	0	0.0	0.0	0	0	0	0	0	0	0	0	0	0	0	Dec 30	Jax	W	S	8	6	2	1.0	5.0	1	0	0	0	0	0	1	0	0	0	0	0
<b>Totals</b>				<b>9-7</b>	<b>16/16</b>	<b>88</b>	<b>66</b>	<b>22</b>	<b>2.0</b>	<b>10.0</b>	<b>7</b>	<b>3</b>	<b>0</b>	<b>0</b>	<b>2</b>	<b>1</b>	<b>1</b>	<b>0</b>	<b>5</b>	<b>Totals</b>			<b>6-10</b>	<b>16/14</b>	<b>110</b>	<b>79</b>	<b>31</b>	<b>6.0</b>	<b>35.0</b>	<b>8</b>	<b>4</b>	<b>1</b>	<b>2</b>	<b>0</b>	<b>8</b>	<b>1</b>	<b>0</b>	<b>0</b>	<b>0</b>	

## AKEEM AYERS' NFL STATISTICS

Year	Team	REGULAR SEASON		TACKLES					INTERCEPTIONS					FUMBLES					
		GP	GS	Tot	Solo	Asst	Sk	Yds	QBP	TFL	No	Yds	Lg	TD	PD	FF	FR	Yds	SpT
2011	Tennessee	16	16	88	66	22	2.0	10.0	7	3	0	0	0	0	2	1	1	0	5
2012	Tennessee	16	14	110	79	31	6.0	35.0	8	4	1	2	2	0	8	1	0	0	0
<b>NFL Totals</b>		<b>32</b>	<b>30</b>	<b>198</b>	<b>145</b>	<b>53</b>	<b>8.0</b>	<b>45.0</b>	<b>15</b>	<b>7</b>	<b>1</b>	<b>2</b>	<b>2</b>	<b>0</b>	<b>10</b>	<b>2</b>	<b>1</b>	<b>0</b>	<b>5</b>

### Single-Game Highs

- |   |   |
|---|---|
| Tackles - 15 vs. Detroit (9/23/12)                        | Quarterback Pressures - 2 (Twice, last vs. Indianapolis 10/28/12) |
| Sacks - 1 (Eight times, last vs. Jacksonville 12/30/12)   | Interceptions - 1 at Miami (11/11/12)                             |
| Forced Fumble - 1 (Twice, last vs. Jacksonville 12/30/12) | Pass Defensed - 2 (Twice, last vs. Houston 12/2/12)               |
| Fumble Recovery - 1 at Carolina (11/13/11)                |   |

57



## PATRICK BAILEY

LINEBACKER • 6'4" • 243 lbs • COLLEGE: DUKE

ACQUIRED: WAIVERS (PIT) - 2010 • NFL EXP. (NFL/TITANS): 6/4

HOMETOWN: ELMENDORF, TEXAS

GAMES PLAYED/GAMES STARTED: 71/0 (PLAYOFFS: 3/0)



**SUPER BOWLS**



**2008**

**PRO:** Patrick Bailey is a savvy linebacker that has enjoyed most of his success as a pro on special teams. He joined the Titans after spending his first two NFL seasons with the Pittsburgh Steelers. Bailey, who earned a Super Bowl ring as a rookie, provides depth at linebacker, but makes his biggest impact as a core member of the Titans' special teams units.

### CAREER HIGHLIGHTS:

- In 2011, Bailey tied for the team lead with 15 special teams tackles and collected a career-best four special teams stops against Jacksonville (12/24/11).
- In his first season with the Titans in 2010, Bailey appeared in all 16 games and finished second on the squad with a career-high 19 special teams stops.
- As a rookie in 2008, saw action in 12 games for the Steelers and ranked third on the team with 12 special teams stops. He posted a solo special teams tackle in the Super Bowl XLIII victory over Arizona.

### TITANS TIDBITS:

- Bailey is an accomplished pilot, receiving his flying license in 2009. He has more than 100 hours of flight time in the air.
- In 2008, Bailey earned the Pittsburgh Steelers' Joe Greene Great Performance Award as the teams' Rookie of the Year.

### CAREER TRANSACTIONS:

- The Elmendorf, Texas, native was originally signed by the Pittsburgh Steelers as a rookie free agent on April 28, 2008.
- Released by the Steelers following training camp and signed to the team's practice squad.
- Signed to the Steelers' active roster from the practice squad on Sept. 20, 2008 and appeared in two games before being released on Oct. 4, 2008.
- Re-signed to the Steelers' practice squad on Oct. 6, 2008.
- Signed to the Steelers' active roster from the practice squad on Oct. 25, 2008 where he spent the remainder of the season.
- Released by the Steelers on Sept. 4, 2010 and was claimed off waivers by the Titans on Sept. 5, 2010.

### SEASON RECAPS:

**2012 (12/0 - Tennessee):** Saw action in 12 games and ranked third on the team with 10 special teams tackles. Was inactive for four contests. Tied for the team lead in special teams tackles four times in 2012 (at BUF, at JAX, at IND, vs NYJ).

- At Jacksonville (11/25), tied for the team lead with a solo special teams tackle.
- At Indianapolis (12/9), tied for the team lead with a special teams tackle.
- Against N.Y. Jets (12/17), tied for the team lead with a special teams tackle.
- Against Jacksonville (12/30), recorded three special teams tackles on coverage units.

**2011 (15/0 - Tennessee):** Played as a reserve in 15 games and tied for the team lead with 15 special teams tackles. Led or tied for the team lead in special teams tackles six times in 2011 (at CLE, at PIT, vs. IND, at ATL, vs. JAX, at HST). Registered a career-high four special teams tackles against Jacksonville (12/24/11). Was inactive against New Orleans (12/11).

- At Cleveland (10/2), played as a reserve on special teams and tied for the team lead with three special teams stops.
- Against Indianapolis (10/30), tied for the team lead with a then career-high tying three special teams tackles and his first career blocked punt.

Gave the Titans a 10-0 lead by blocking a Pat McAfee punt that was recovered by Jason McCourty in the end zone for a touchdown.

- Against Jacksonville (12/24), led the team with a career-best four special teams tackles on coverage units.

**2010 (16/0 - Tennessee):** Appeared as a reserve in all 16 games and finished second on the team with a career-best 19 special teams tackles. Notched a career-best three special teams tackles at Dallas (10/10). Posted at least one special teams stop in 14 of the 16 games. Tied for the team lead in special teams tackles five times in 2010 (vs. PIT, at DAL, at MIA, vs. JAX, at KC).

- Against Oakland (9/12), played in a reserve role on special teams and posted a solo tackle in his first game with the Titans.
- Against Pittsburgh (9/19), tied for the team lead with two special teams tackles against his former team.
- At Dallas (10/10), tied for the team lead with a career-high three special teams tackles.
- At Kansas City (12/26), tied for the team lead with two special teams tackles on coverage units.

**2009 (16/0 - Pittsburgh):** Played in all 16 games for the first time in his career and posted 11 special teams tackles, ranking sixth on the team.

- At Baltimore (11/29), saw action on special teams coverage units and collected two solo tackles.

**2008 (12/0, 3/0 - Pittsburgh):** Played in 12 regular season games as a valuable contributor on special teams and finished tied for third on the team with 12 special teams tackles. Played in all three postseason games and posted one solo special teams tackle in the Super Bowl XLIII victory over the Arizona Cardinals.

- At Philadelphia (9/21), made his NFL debut and had one assisted tackle on special teams.
- Against Baltimore (9/29), saw action on special teams coverage units and recorded two solo tackles.
- Against Indianapolis (11/9), recorded two solo tackles on special teams.
- Against Cleveland (12/28), saw action as a reserve at linebacker and recorded an assisted tackle.
- Against Arizona in Super Bowl XLIII (2/1), notched a solo tackle on special teams coverage units.

### COLLEGE:

• Played in 36 career games with 26 starts at Duke and finished his career with 191 tackles, 24.5 tackles for loss, 8.5 sacks, one interception, one fumble recovery and four forced fumbles.

• As a senior in 2007, started in six games for the Blue Devils before suffering a season-ending knee injury against Wake Forest. Finished the season with 37 tackles, seven tackles for loss, 4.5 sacks, a forced fumble and four quarterback hurries. Recorded a career-high 12 tackles at Northwestern.

• As a junior in 2006, started all 12 games and received Duke's co-Most Outstanding Defensive Player honors. Finished third on the team with 77 tackles. Led the squad in sacks (3.5) and quarterback pressures (5) while ranking second in tackles for loss (12.5).

• As a sophomore in 2005, started the first eight games at linebacker before suffering a season-ending foot injury against Florida State. Finished fourth on the team with 52 total tackles and added two tackles for loss and three forced fumbles.

- As a freshman in 2004, saw action in 10 games and finished the year with 25 tackles and three tackles for loss.
- Earned a degree in electrical and computer engineering at Duke.

- As a junior at Duke, was selected Academic All-District. Was named an Academic All-ACC selection as a junior and sophomore.
- Born Patrick Bailey on Nov. 19, 1985 in Elmendorf, Texas.

**PERSONAL:**

- Married to Maggie. The couple has a son, Beau, and splits time between Nashville and Elmendorf, Texas.
- Attended Alamo Heights (Elmendorf, Texas) High School and was a two-year letterman. Led his team to a 13-2 record in 2003, advancing to the state playoff semifinals.
- As a senior, earned first-team all-district honors as a tight end, defensive end and punter. Named all-city and honorable mention all-state honoree as a defensive end after recording 126 tackles, 13 tackles for loss and six sacks. Also caught 26 passes and three touchdowns.
- Competed in track and field and was a member of the National Honor Society and Spanish Honor Society.

**PATRICK BAILEY'S TITANS GAME-BY-GAME**

**2010 Tennessee Titans**

Date	Opp	W/L	P/S	Tot Solo	Asst	Sk - Yds	QBP	TFL	Int - Yds	-TD	PD	FF	FR - Yds	SpT	
Sept 12	Oak	W	p	0	0	0 0.0 0.0	0	0	0	0	0	0	0	0	1
Sept 19	Pit	L	p	0	0	0 0.0 0.0	0	0	0	0	0	0	0	0	2
Sept 26	@ NYG	W	p	0	0	0 0.0 0.0	0	0	0	0	0	0	0	0	1
Oct 3	Den	L	p	0	0	0 0.0 0.0	0	0	0	0	0	0	0	0	1
Oct 10	@ Dal	W	p	0	0	0 0.0 0.0	0	0	0	0	0	0	0	0	3
Oct 18	@ Jax	W	p	0	0	0 0.0 0.0	0	0	0	0	0	0	0	0	1
Oct 24	Phi	W	p	0	0	0 0.0 0.0	0	0	0	0	0	0	0	0	1
Oct 31	@ SD	L	p	0	0	0 0.0 0.0	0	0	0	0	0	0	0	0	0
Nov 14	@ Mia	L	p	0	0	0 0.0 0.0	0	0	0	0	0	0	0	0	1
Nov 21	Was	L	p	0	0	0 0.0 0.0	0	0	0	0	0	0	0	0	1
Nov 28	@ Hou	L	p	0	0	0 0.0 0.0	0	0	0	0	0	0	0	0	1
Dec 5	Jax	L	p	0	0	0 0.0 0.0	0	0	0	0	0	0	0	0	1
Dec 9	Ind	L	p	0	0	0 0.0 0.0	0	0	0	0	0	0	0	0	1
Dec 19	Hou	W	p	0	0	0 0.0 0.0	0	0	0	0	0	0	0	0	2
Dec 26	@ KC	L	p	0	0	0 0.0 0.0	0	0	0	0	0	0	0	0	2
Jan 2	@ Ind	L	p	0	0	0 0.0 0.0	0	0	0	0	0	0	0	0	0
<b>Totals</b>				<b>6-10</b>	<b>16/0</b>	<b>0 0 0 0.0 0.0</b>	<b>0</b>	<b>0</b>	<b>0</b>	<b>0</b>	<b>0</b>	<b>0</b>	<b>0</b>	<b>0</b>	<b>19</b>

**2011 Tennessee Titans**

Date	Opp	W/L	P/S	Tot Solo	Asst	Sk - Yds	QBP	TFL	Int - Yds	-TD	PD	FF	FR - Yds	SpT	
Sept 11	@ Jax	L	p	0	0	0 0.0 0.0	0	0	0	0	0	0	0	0	0
Sept 18	Bal	W	p	0	0	0 0.0 0.0	0	0	0	0	0	0	0	0	1
Sept 25	Den	W	p	0	0	0 0.0 0.0	0	0	0	0	0	0	0	0	0
Oct 2	@ Cle	W	p	0	0	0 0.0 0.0	0	0	0	0	0	0	0	0	3
Oct 9	@ Pit	L	p	0	0	0 0.0 0.0	0	0	0	0	0	0	0	0	1
Oct 23	Hou	L	p	0	0	0 0.0 0.0	0	0	0	0	0	0	0	0	0
Oct 30	Ind	W	p	0	0	0 0.0 0.0	0	0	0	0	0	0	0	0	3
Nov 6	Cin	L	p	0	0	0 0.0 0.0	0	0	0	0	0	0	0	0	1

Nov 13	@ Car	W	p	0	0	0 0.0 0.0	0	0	0	0	0	0	0	0	0
Nov 20	@ Atl	L	p	0	0	0 0.0 0.0	0	0	0	0	0	0	0	0	1
Nov 27	TB	W	p	0	0	0 0.0 0.0	0	0	0	0	0	0	0	0	0
Dec 4	@ Buf	W	p	0	0	0 0.0 0.0	0	0	0	0	0	0	0	0	0
Dec 11	NO	L	IA												
Dec 18	@ Ind	L	p	0	0	0 0.0 0.0	0	0	0	0	0	0	0	0	0
Dec 24	Jax	W	p	0	0	0 0.0 0.0	0	0	0	0	0	0	0	0	4
Jan 1	@ Hou	W	p	0	0	0 0.0 0.0	0	0	0	0	0	0	0	0	1
<b>Totals</b>				<b>9-7</b>	<b>15/0</b>	<b>0 0 0 0.0 0.0</b>	<b>0</b>	<b>0</b>	<b>0</b>	<b>0</b>	<b>0</b>	<b>0</b>	<b>0</b>	<b>0</b>	<b>15</b>

**2012 Tennessee Titans**

Date	Opp	W/L	P/S	Tot Solo	Asst	Sk - Yds	QBP	TFL	Int - Yds	-TD	PD	FF	FR - Yds	SpT	
Sept 9	NE	L	p	0	0	0 0.0 0.0	0	0	0	0	0	0	0	0	1
Sept 16	@ SD	L	p	0	0	0 0.0 0.0	0	0	0	0	0	0	0	0	0
Sept 23	Det	W	p	0	0	0 0.0 0.0	0	0	0	0	0	0	0	0	1
Sept 30	@ Hou	L	p	0	0	0 0.0 0.0	0	0	0	0	0	0	0	0	0
Oct 7	@ Min	L	IA												
Oct 11	Pit	W	IA												
Oct 21	@ Buf	W	p	0	0	0 0.0 0.0	0	0	0	0	0	0	0	0	1
Oct 28	Ind	L	IA												
Nov 4	Chi	L	IA												
Nov 11	@ Mia	W	p	0	0	0 0.0 0.0	0	0	0	0	0	0	0	0	1
Nov 25	@ Jax	L	p	0	0	0 0.0 0.0	0	0	0	0	0	0	0	0	1
Dec 2	Hou	L	p	0	0	0 0.0 0.0	0	0	0	0	0	0	0	0	0
Dec 9	@ Ind	L	p	0	0	0 0.0 0.0	0	0	0	0	0	0	0	0	1
Dec 17	NYJ	W	p	0	0	0 0.0 0.0	0	0	0	0	0	0	0	0	1
Dec 23	@ GB	L	p	0	0	0 0.0 0.0	0	0	0	0	0	0	0	0	0
Dec 30	Jax	W	p	0	0	0 0.0 0.0	0	0	0	0	0	0	0	0	3
<b>Totals</b>				<b>6-10</b>	<b>12/0</b>	<b>0 0 0 0.0 0.0</b>	<b>0</b>	<b>0</b>	<b>0</b>	<b>0</b>	<b>0</b>	<b>0</b>	<b>0</b>	<b>0</b>	<b>10</b>

**PATRICK BAILEY'S NFL STATISTICS**

**REGULAR SEASON**

Year	Team	GP	GS	TACKLES					INTERCEPTIONS					FUMBLES						
				Tot	Solo	Asst	Sk	Yds	QBP	TFL	No	Yds	Lg	TD	PD	FF	FR	Yds	SpT	
2008	Pittsburgh	12	0	1	0	1	0.0	0.0	0	0	0	0	0	0	0	0	0	0	0	12
2009	Pittsburgh	16	0	0	0	0	0.0	0.0	0	0	0	0	0	0	0	0	0	0	0	11
2010	Tennessee	16	0	0	0	0	0.0	0.0	0	0	0	0	0	0	0	0	0	0	0	19
2011	Tennessee	15	0	0	0	0	0.0	0.0	0	0	0	0	0	0	0	0	0	0	0	15
2012	Tennessee	12	0	0	0	0	0.0	0.0	0	0	0	0	0	0	0	0	0	0	0	10
<b>NFL Totals</b>		<b>71</b>	<b>0</b>	<b>1</b>	<b>0</b>	<b>1</b>	<b>0.0</b>	<b>0.0</b>	<b>0</b>	<b>0</b>	<b>0</b>	<b>0</b>	<b>0</b>	<b>0</b>	<b>0</b>	<b>0</b>	<b>0</b>	<b>0</b>	<b>0</b>	<b>67</b>

**PLAYOFFS**

Year	Team	GP	GS	TACKLES					INTERCEPTIONS					FUMBLES						
				Tot	Solo	Asst	Sk	Yds	QBP	TFL	No	Yds	Lg	TD	PD	FF	FR	Yds	SpT	
2008	Pittsburgh	3	0	0	0	0	0.0	0.0	0	0	0	0	0	0	0	0	0	0	0	1
<b>Playoff Totals</b>		<b>3</b>	<b>0</b>	<b>0</b>	<b>0</b>	<b>0</b>	<b>0.0</b>	<b>0.0</b>	<b>0</b>	<b>0</b>	<b>0</b>	<b>0</b>	<b>0</b>	<b>0</b>	<b>0</b>	<b>0</b>	<b>0</b>	<b>0</b>	<b>0</b>	<b>1</b>

**Single-Game Highs**

Tackles - 1 vs. Cleveland (12/28/08)  
 Special Teams Tackles - 4 vs. Jacksonville (12/24/11)

**Additional Statistics**

Blocked Punt - 1 vs. Indianapolis (10/30/11)

**Playoff Single-Game Highs**

Special Teams Tackles - 1 vs. Arizona (2/1/09)

79



## DANIEL BALDRIDGE

TACKLE • 6'8" • 323 lbs • COLLEGE: MARSHALL  
 ACQUIRED: FREE AGENT - 2012 • NFL EXP. (NFL/TITANS): 2/1  
 HOMETOWN: OPELOUSAS, LA.  
 GAMES PLAYED/GAMES STARTED: 2/0 (PLAYOFFS: 0/0)



**PRO:** Daniel Baldrige is an athletic, physical offensive tackle who spent the majority of his first three NFL seasons on the Jacksonville Jaguars' practice squad. The 6-foot-8-inch, 308-pounder was acquired by the Titans off the Jaguars' practice squad on Dec. 4, 2012. Baldrige will provide depth at both tackle positions.

### TITANS TIDBITS:

- Baldrige only played one season of football in high school before attending Marshall University.
- Baldrige is an aspiring country musician. He enjoys playing the guitar and has been playing since middle school.

### CAREER TRANSACTIONS:

- The Opelousas, La., native was originally signed by the Jacksonville Jaguars as a rookie free agent on April 26, 2010.
- Released by the Jaguars on Sept. 4, 2010 and was signed to the team's practice squad the next day.
- Signed to the Jaguars' active roster from the practice squad on Dec. 10, 2010.
- Released by the Jaguars on Sept. 3, 2011 and was signed to the team's practice squad the next day.
- Signed to the Jaguars' active roster from the practice squad on Dec. 26, 2011.
- Released by the Jaguars on Aug. 31, 2012 and was signed to the team's practice squad the next day.
- Signed to the Jaguars' active roster from the practice squad on Sept. 15, 2012.
- Released by the Jaguars on Oct. 5, 2012 and was signed to the team's practice squad on Oct. 9, 2012.
- Signed by the Titans to their active roster from the Jaguars' practice squad on Dec. 4, 2012.

### SEASON RECAPS:

**2012 (1/0 - Jacksonville; 0/0 - Tennessee):** Spent the final four weeks of the season with the Titans and was inactive for three games and dressed but did not play at Green Bay (12/23). Spent the first week of the season on the Jaguars' practice squad before being signed to the active roster on Sept. 15, 2012. Dressed but did not play against Houston (9/16). Played as a reserve at Indianapolis (9/23) and was inactive against Cincinnati (9/30). Was released on Oct. 5, 2012 and spent the next seven weeks on the Jaguars' practice squad before being signed to the Titans' active roster on Dec. 4, 2012.

- At Indianapolis (12/9), was inactive.
- Against N.Y. Jets (12/17), was inactive.
- At Green Bay (12/23), dressed but did not play.
- Against Jacksonville (12/30), was inactive.

**2011 (0/0 - Jacksonville):** Spent the first 16 weeks on the Jaguars' practice squad before he was signed to the active roster on Dec. 26. Was inactive against Indianapolis (1/1).

**2010 (1/0 - Jacksonville):** Finished his rookie season on active roster after spending first 13 weeks on the club's practice squad. Was inactive for three games and dressed but did not play against Washington (12/26).

### COLLEGE:

- Started 24 games in four seasons at Marshall. Was late bloomer as he only played one season of high school football.

- Started all 13 games as a senior and was second-team All-Conference USA selection and helped lead the team to bowl game.
- Saw action as a reserve at right tackle as a junior.
- Started 11 games as a sophomore right tackle.
- Saw significant action as a redshirt freshman at right tackle and on special teams.
- Redshirted and did not play in 2005.
- Majored in criminal justice at Marshall.

### PERSONAL:

- Attended Opelousas (La.) High School and did not play football until his senior season.
- Was a standout basketball player who averaged 10 points, 12 rebounds and three blocks per game for AAU hoops team that won the 2004 Louisiana state championship.
- Spent time leading up to 2010 NFL Draft working with former NFL offensive lineman Jim Sweeney in Pittsburgh.
- Born Daniel Morgan Matthew Baldrige on Oct. 21, 1985 in Opelousas, La.

## DANIEL BALDRIDGE'S NFL STATISTICS

### REGULAR SEASON

Year	Team	GP	GS
2010	Jacksonville	1	0
2011	Jacksonville	0	0
2012	JAX/TEN	1	0
<b>NFL Totals</b>		<b>2</b>	<b>0</b>

81



## BRANDON BARDEN

TIGHT END • 6'4" • 253 lbs • COLLEGE: VANDERBILT  
 ACQUIRED: FREE AGENT - 2012 • NFL EXP. (NFL/TITANS): 1/1  
 HOMETOWN: LINCOLNTON, GA.  
 GAMES PLAYED/GAMES STARTED: 3/0 (PLAYOFFS: 0/0)



**PRO:** Brandon Barden is an athletic tight end that was originally signed by the Titans as a rookie free agent following the 2012 NFL Draft. The 6-foot-4-inch, 253-pounder spent the first 14 weeks of the 2012 campaign on the team's practice squad before being signed to the active roster following Jared Cook's season-ending injury. The Vanderbilt product provides depth at tight end and on special teams.

**TITANS TIDBITS:**

- At Vanderbilt, the prolific pass catcher amassed 107 receptions and 1,234 receiving yards, trailing only former All-American Allama Matthews among Commodore tight ends.

**CAREER TRANSACTIONS:**

- The Lincolnton, Ga., native was signed by the Titans as an undrafted free agent on May 3, 2012.
- Released by the Titans on Aug. 31, 2012 and signed to the team's practice squad the next day.
- Signed from the practice squad to the active roster on Dec. 13, 2012.

**SEASON RECAPS:**

- 2012 (3/0):** Appeared in the final three games primarily on special teams. Spent the first 14 weeks of the season on the team's practice squad before being signed to the active roster on Dec. 13, 2012. Made his NFL debut against N.Y. Jets (12/17/12).
- Against N.Y. Jets (12/17), played in his first career NFL game and saw action on special teams.
  - At Green Bay (12/23), saw action as a reserve on special teams.
  - Against Jacksonville (12/30), played as a reserve at tight end and on special teams.

**COLLEGE:**

- Completed his four-year Vanderbilt career with 107 receptions and 1,234 receiving yards, trailing only former All-American Allama Matthews among

Vanderbilt tight ends. Played in 48 total games during his career and caught nine total touchdown passes.

- As a senior (2011), posted 16 receptions for 243 yards (15.2 avg.) and a 73-yard touchdown in 11 games with 10 starts.
- As a junior (2010), started all 12 games at tight end and topped squad in several receiving categories, including receptions (34) and receiving yards (425), with both representing single-season career highs. Also scored three touchdowns as a junior and was named second-team All-SEC by Associated Press. Was a 2010 SEC Academic Honor Roll recipient.
- As a sophomore (2009), played in all 12 games with eight starts at tight end. Contributed 29 receptions for 367 yards and one touchdown.
- As a redshirt freshman (2008), played in all 13 games with 10 starts and finished season as the top freshman receiving tight end in the nation with 28 receptions. Accumulated 209 receiving yards and a career-high four touchdowns and was named by coaches to All-SEC Freshman squad.
- Redshirted in 2007.
- Transferred to Vanderbilt after initially signing and entering classes at Virginia Tech.
- Completed an undergraduate degree in Special Education from the Peabody College at Vanderbilt in December 2011.

**PERSONAL:**

- As a quarterback at Lincoln County (Lincolnton, Ga.) High School, helped team achieve consecutive Class A state titles in 2005-06 seasons.
- As a senior, passed for 520 yards, rushed for 604 yards and caught 10 passes for 181 yards.
- Also named Most Valuable Player for baseball team.
- Born Brandon Michael Barden on March 15, 1989 in Lincolnton, Ga.

### BRANDON BARDEN'S GAME-BY-GAME

2012 Tennessee Titans				RECEIVING				
Date	Opp.	W/L	P/S	No	Yds	Avg	Lg	TD
Dec 17	NYJ	W	p	0	0	-	0	0
Dec 23	@ GB	L	p	0	0	-	0	0
Dec 30	Jax	W	p	0	0	-	0	0
<b>Totals</b>		<b>2-1</b>	<b>3/0</b>	<b>0</b>	<b>0</b>	<b>0.0</b>	<b>0</b>	<b>0</b>

### BRANDON BARDEN'S NFL STATISTICS

REGULAR SEASON		RECEIVING							RUSHING				
Year	Team	GP	GS	No	Yds	Avg	Lg	TD	Att	Yds	Avg	Lg	TD
2012	Tennessee	3	0	0	0	-	0	0	0	0	-	0	0
<b>NFL Totals</b>		<b>3</b>	<b>0</b>	<b>0</b>	<b>0</b>	<b>-</b>	<b>0</b>	<b>0</b>	<b>0</b>	<b>0</b>	<b>-</b>	<b>0</b>	<b>0</b>

**Single-Game Highs**

Receptions -  
 Receiving Yards -

**Additional Statistics**

Special Teams Tackles - 0 (2012)



2



## ROB BIRONAS

KICKER • 6'0" • 208 lbs • COLLEGE: GA. SOUTHERN/AUBURN  
 ACQUIRED: FA - 2005 • NFL EXP. (NFL/TITANS): 9/9  
 HOMETOWN: LOUISVILLE, KY.  
 GAMES PLAYED/GAMES STARTED: 128/0 (PLAYOFFS: 2/0)



PRO BOWLS



2007

**PRO:** A powerful right-footed kicker in his ninth NFL season, Rob Bironas has earned the right to be named among the best players at his position. Statistically one of the top 10 kickers in NFL history, he made 85.6 percent of his field goals in the first eight years of his career and became one of the top two scorers in club history. Prior to winning a roster spot with the Titans in 2005, Bironas spent time in training camp with the Green Bay Packers in 2002, the Tampa Bay Buccaneers in 2003 and the Pittsburgh Steelers in 2004. Meanwhile, he spent two seasons in the Arena Football League and one season in Af2. In 2003, he made 12 of 27 field goal attempts for the Af2's Charleston Swamp Foxes. In 2004, he played for the Carolina Cobras and converted 17 of 40 field goal attempts and 70 of 89 PATs. In the spring of 2005, he connected on seven of 16 field goal attempts and 99 of 117 extra point attempts for the AFL's New York Dragons.

### CAREER HIGHLIGHTS:

- Bironas enters the 2013 season as the third-ranked kicker in NFL history in field goal accuracy, connecting on 85.6 percent of his attempts (214 of 250).
- Only Al Del Greco (1,060 points) has accounted for more points than Bironas in the history of the Titans/Oilers organization. Bironas passed George Blanda (598) for second place on the franchise's scoring list with a 55-yard field goal on Oct. 3, 2010.
- Bironas has made a franchise record 11 game-winning field goals. In 2006, he set a franchise record with four game-winners.
- Also from 2005-12, Bironas made 214 total field goals, which is the second most by any NFL player during that time span.
- Bironas tied the franchise record with 20 consecutive field goals during the 2012 season. He reached the mark twice before in his career to tie the record Al Del Greco originally set from 1998-1999. Furthermore, Bironas became the eighth player in NFL history to have three or more separate streaks of that length, joining Gary Anderson, Morten Anderson, John Carney, Phil Dawson, Jason Hanson, Mike Vanderjagt and Adam Vinatieri.
- The 2007 Pro Bowl and AP All-Pro selection owns club records for longest field goal (60 yards), most field goals in a game (eight, also an NFL record), most consecutive games with a field goal (20) and most consecutive field goals (20, tied Al Del Greco).
- In 2011, Bironas saw action in all 16 games for the seventh consecutive season and finished seventh among kickers in AFC with 121 points. His 90.6 percent success rate in 2011 was the second-highest of his career, the fourth-highest in the NFL in 2011 and the third-highest in franchise history.
- In 2010, Bironas appeared in all 16 games and finished seventh in the AFC with 110 points and fourth in the AFC with 17 touchbacks. He made 24 of 26 attempts for a percentage of 92.3, which ranked third in the NFL.
- In 2008, Bironas was second in the AFC (seventh in the NFL) in scoring with 127 total points. He made 16 field goals of 40 or more yards to set a team record.
- Also one of the NFL's best kickoff specialists, Bironas converted 27.4 percent of his kickoffs (164 of 598) into touchbacks from 2005-12, ranking ninth in the league in that time span.

### TITANS TIDBITS:

- The Rob Bironas Fund was founded by Bironas in 2008 and is a Component Fund of the Community Foundation of Middle Tennessee. The Fund focuses on supporting causes in Tennessee and Kentucky that have children at the core of their missions. Support from the Bironas Fund is distributed based on criteria that Bironas set in place that is based on his own philosophy about hard work and determination. These "keystones"

of the Fund are: Discipline, Focus, Preparation, Overcoming adversity, and Recovering from mistakes. In addition to Bironas' own contributions, several annual fundraisers are held to raise money for the Fund.

- Bironas served as co-chair of the Christmas4Kids Celebrity Golf Tournament, which was held April 10, 2012 at Pine Creek Golf Course in Mt. Juliet. Funds generated by the tournament will be used to give Middle Tennessee children from 30 different schools, totaling more than 400 children, a December party with Santa and Mrs. Claus, a ride on a famous tour bus, and money to purchase gifts for family and friends at a local Wal-Mart.
- Bironas donated his cleats and the football used to make his NFL-record eighth field goal in a game at Houston (10/21/07) to the Pro Football Hall of Fame in Canton, Ohio.
- Bironas' father, Larry, owns Bironas, Inc., a building automation company in Louisville, Ky. While Rob was out of football from 2001-02, he worked for his father and older brother, Greg, doing sales and marketing for the business.
- Bironas was inducted into the Kentucky Pro Football Hall of Fame at a special induction ceremony at the Louisville Palace in June 2012. The event also served as a fundraiser, benefiting the University of Louisville Autism Center at Kosair Charities.
- During his time in Charlotte, N.C., while he was playing for the AFL's Carolina Cobras, he took a second job working in security and loss prevention at a Best Buy store.
- Also while in Charlotte, Bironas helped coach kickers at Providence High School.
- After transferring from Auburn, Bironas spent one semester at Georgia Southern before returning to complete his marketing degree at Auburn in spring 2001.
- More information can found about Bironas on his website [www.RobBironas.com](http://www.RobBironas.com) including frequent blog entries and news about his career accomplishments and philanthropic activity. Bironas can be followed on Twitter @RobBironas and on Facebook at [www.Facebook.com/RobBironas](http://www.Facebook.com/RobBironas).

### CAREER TRANSACTIONS:

- The Louisville, Ky., native originally signed in the NFL with the Packers as a free agent on April 26, 2002 and was waived by the Packers on Aug. 1, 2002.
- Signed with the Tampa Bay Buccaneers from Aug. 16-24, 2003.
- Signed with the Pittsburgh Steelers from June 10-Sept. 5, 2004.
- Signed by the Titans on June 21, 2005.

### SEASON RECAPS:

- **2012 (16/0):** Connected on 25 of 31 field goals and made good on all 35 extra point chances. Finished ninth in the AFC with 110 points and sixth in the AFC with 37 touchbacks. Has made 11 game-winning field goals in his career, including two in 2012 (vs. DET, vs. PIT), a total that sets a franchise record. Has made a franchise record 244 consecutive extra point attempts in the regular season. Has made good on 162 of his last 184 field goal attempts (88.0 percent). Has made 30 straight field goals of 39 yards or less.
- Against Detroit (9/23), made three of five field goals (31, 38, 26) and tied a career-high with five extra point tries. Cut the Lions' lead to 6-3 with a 31-yard field goal with 2:02 remaining in the first quarter. Converted his 20th consecutive field goal by nailing a 38-yard field goal to give the Titans a 20-9 lead as time expired in the first half. Connected on his 10th career game-winning field goal, a 26-yarder, to give the Titans a 44-41 lead in

overtime.

- Against Pittsburgh (10/11), went four-for-four on field goal attempts, including the 40-yard game-winner as time expired in the game. Booted two extra point tries and a pair of touchbacks on kickoffs. Gave the Titans a 3-0 lead with a 22-yard field goal with 10:53 remaining in the first quarter. Nailed a 38-yard field goal with 1:11 left to play in the opening quarter. Gave the Titans a 16-10 halftime lead with a 47-yard field goal as time expired in the second quarter. Connected on his franchise best 11th game-winning field goal, a 40-yarder, as time expired in the game.
- At Miami (11/11), connected on all three field goal attempts (37, 38, 53) and four extra point tries. Recorded five touchbacks on kickoffs. Gave the Titans a 24-3 lead with a 37-yard field goal with 27 seconds left to play in the second quarter. Gave the Titans a 34-3 lead with a 38-yard kick with 14:09 left to play in the fourth quarter. Nailed a 53-yard field goal to give the Titans a 37-3 advantage.
- At Jacksonville (11/25), connected on four of five field goals (38, 40, 39, 33) and his lone extra point try. Booted five touchbacks on six kickoffs. Gave the Titans an early 3-0 lead with a 38-yard field goal with 13:32 left to play in the first quarter. Cut the Jaguars lead to 7-6 with a 40-yard field goal with 11 seconds remaining in the first half. Nailed a 39-yard field goal with 3:26 remaining in the third quarter. Sliced the Jaguars' lead to 14-12 with a 33-yard field goal with 10:05 left to play in the game.
- At Indianapolis (12/9), connected on three of four field goals (40, 31, 25) and a pair of extra point opportunities. Missed a 57-yard field goal in the first quarter. Gave the Titans a 10-7 advantage with a 40-yard field goal with 12:27 left to play in the second quarter. Nailed a 31-yard field goal to increase the Titans lead to 20-7 just before halftime. Gave the Titans a 23-21 lead with a 25-yard field goal with 10:28 remaining in the game.
- Against Jacksonville (12/30), made good on his lone field goal attempt (48) and tied a career-best with five extra-point connections. Increased the Titans lead to 38-14 with a 48-yard field goal with 12:26 left to play in the fourth quarter.

**2011 (16/0):** Appeared in all 16 games for the seventh consecutive season and finished seventh among kickers in AFC with 121 points. His 90.6 percent success rate in 2011 was the second-highest of his career, the fourth-highest in the NFL in 2011 and the third-highest in franchise history. Has posted 100 or more points in five consecutive seasons. Ranked second in the NFL with a 5.47 field goal plus/minus which is a summation of the average success rate of made and missed field goals league-wide from the past two seasons. Tied for second in the AFC with 44 touchbacks. Has made 209 consecutive extra point attempts in the regular season. Has made good on 137 of his last 153 field goal attempts (89.5 percent). Among kickers with at least 100 career field goals, ranks third in NFL history by connecting on 86.3 percent of his kicks. Set a new single-season franchise record with six total field goals from 50 yards or longer in 2011. Set an NFL record with a field goal of at least 40 yards in 10 consecutive games. Concluded the 2011 season with 15 consecutive made field goals, a streak that ranks sixth in team annals. Set a career high with six touchbacks at Carolina (11/13/11). Tied for the team lead in special teams tackles once in 2011 (vs. TB).

- Against Baltimore (9/18), made good on four of five field goals and both extra point chances. Gave the Titans a 3-0 lead with a 25-yard field goal with 8:32 remaining in the second quarter. Extended the Titans lead to 20-10 with a 43-yard field goal with 3:25 remaining in the third stanza. Made good on a 39-yard field goal early in the fourth quarter. Sealed the game with a 33-yard field goal with 26 seconds left to play in the fourth stanza. Missed a 34-yard field goal wide right on the first play of the second quarter.
- At Pittsburgh (10/9), gave the Titans a 3-0 lead with a 29-yard field goal with 8:17 left to play in the first quarter. Executed a successful onside kick that was recovered by Alterraun Verner late in the third quarter.
- Against Indianapolis (10/30), made good on both field goal chances (51, 50) and all three extra point tries. Gave the Titans a 3-0 lead with a 51-yard field goal with 7:01 remaining in the first quarter. Extended the Titans lead to 13-0 by adding a 50-yard field goal in the second quarter. It marked the second time in his career (Nov. 23, 2009 at Houston) he recorded two field goals in a game of 50 or more yards.
- At Carolina (11/13), nailed all three field goal attempts (38, 36, 49) and all three extra point chances. Set a career high with six touchbacks and also tied Craig Hentrich's single-game high (10/18/98 vs. Cincinnati) for the franchise since the start of the 1991 season. Made the score 17-0 with a 38-yard field goal with 14:53 left to play in the second quarter. Gave the Titans a 20-3 advantage with a 36-yard field goal late in the third stanza. Increased the Titans' lead to 23-3 with a 49-yard field goal with 10:41

remaining in the fourth quarter. With his 38-yard field goal in the second quarter, became the second player in franchise history to reach 200 field goal attempts, joining Al Del Greco (295 attempts from 1991-00).

- Against Tampa Bay (11/27), connected on three of four field goals (31, 52, 38) and both extra point chances on a cold and rainy day. Missed a 42-yard field goal wide right in the second quarter. Gave the Titans a 10-3 lead with a 31-yard field goal with 3:52 remaining in the second quarter. Cut the Buccaneers lead to 17-13 with a clutch 52-yard field goal early in the fourth quarter. Extended the Titans lead to six points with a 38-yard field goal with 1:44 left to play in the fourth quarter. Posted a special teams tackle.
- At Buffalo (12/4), made good on all three field goal chances (48, 27, 44) and both extra point tries. Gave the Titans a 3-0 lead with a 48-yard field goal with 12:27 remaining in the opening quarter. Increased the Titans lead to 20-10 with a 27-yard field goal midway through the third quarter. Extended the Titans lead to 23-10 with a 44-yard field goal with 8:55 left to play in the game. Registered five touchbacks on kickoffs.
- At Indianapolis (12/18), made both of his field goals (53, 21) and his lone extra point chance. Posted four touchbacks on his four kickoffs. Evened the score with a 53-yard field goal with 5:32 left to play in the second quarter. Gave the Titans a 6-3 lead with a 21-yard field goal with 21 seconds left to play in the first half.
- Against Jacksonville (12/24), connected on all three field goals (51, 51, 35) and both extra point tries. Gave the Titans a 3-0 lead with a 51-yard field goal with 7:05 left to play in the first quarter. His first field goal gave him his ninth consecutive game with a field goal of at least 40 yards, which set a new NFL record. Nailed a 51-yard field goal to give the Titans a 20-10 advantage in the third quarter. Increased the Titans lead to 23-10 with a 35-yard field goal in the final quarter.
- At Houston (1/1), made all three field goals (21, 43, 33) and both extra point chances. Nailed a 21-yard field goal with 13:06 left to play in the second quarter. Gave the Titans a 13-10 halftime lead with a 43-yard field goal as time expired in the second quarter. Gave the Titans a 16-13 lead with a 33-yard field goal with 7:22 remaining in the third stanza.

**2010 (16/0):** Appeared in all 16 games for the sixth consecutive season and finished seventh in the AFC with 110 points and fourth in the AFC with 17 touchbacks. Has made 174 consecutive extra point attempts. Moved past George Blanda into second place on the franchise all-time scoring list with a 55-yard field goal against Denver (10/3/10). Connected on at least one field goal in 20 consecutive games (11/1/09 - 11/21/10), setting a franchise record. Reached 100 points for the fourth consecutive season. He joins Del Greco (1995-00) as the only players in franchise history to accomplish the feat. Tied for the team lead in special teams tackles once in 2010 (at MIA).

- Against Oakland (9/12), made his only field goal attempt (43). Tied a career high with five extra points. Gave the Titans a 10-3 lead with a 43-yard field goal with 1:39 remaining in the first quarter.
- At N.Y. Giants (9/26), connected on both field goals (48, 22) and all three extra point opportunities. Gave the Titans an early 3-0 lead with a 48-yard field goal with 9:29 remaining in the first quarter. Extended the Titans' lead to 22-10 with a 22-yard field goal in the fourth quarter.
- Against Denver (10/3), made good on two of three field goals and both extra points. Moved into second place on the franchise's all-time scoring list by nailing a 55-yard field goal as time expired in the first half, evening the score at 10-10. Gave the Titans a 20-16 lead with a 46-yard field goal into a steady wind with 5:00 remaining in the third quarter. Missed a 35-yard field goal wide right in the first quarter. Collected a solo special teams tackle.
- At Dallas (10/10), connected on both field goals (52, 40) and all four extra point chances. Gave the Titans an early 10-0 lead with a 52-yard field goal with 5:22 remaining in the first quarter. Connected on a 40-yard field goal with 19 seconds left to play in the third quarter, giving the Titans a 20-17 advantage.
- At Jacksonville (10/18), nailed all three field goal tries (26, 33, 36) and all three extra points. Extended the Titans lead to 17-0 with a 26-yard field goal with 2:09 left to play in the first half. Connected on a 33-yard field goal giving the Titans a 20-0 advantage with 11:25 remaining in the third quarter. Made good on a 36-yard field goal early in the fourth quarter.
- Against Philadelphia (10/24), connected on all three field goals (41, 38, 33) and all four extra point chances. Booted five touchbacks on seven kickoffs. Cut the Eagles lead to 16-10 with a 41-yard field goal in the third quarter. Gave the Titans a 20-19 lead with a 38-yard field goal with 9:26 remaining in the fourth quarter. Sealed the game with a 33-yard field goal that gave the Titans a 30-19 lead in the final stanza.

- Against Washington (11/21), made good on at least one field goal in a franchise record 20th consecutive game. He broke his own franchise record of 19 consecutive games with a field goal, set in 2006-07. Connected on all three field goal attempts (25, 32, 40) and his lone extra point chance. Evened the score at 10-10 with a 25-yard field goal with 3:31 remaining in the second quarter. Knotted the score at 13-13 with a 32-yard field goal in the third quarter. Connected on a 40-yard field goal, giving the Titans a 16-13 lead with 8:40 remaining in the fourth quarter.

**2009 (16/0):** Made 27 of 32 field goal attempts and ranked sixth in the AFC (10th in the NFL) with 118 points. He also ranked seventh in the AFC (20th in the NFL) with seven touchbacks on kickoffs.

- Against Indianapolis (10/11), he made all three field goal attempts, all of which were beyond 40 yards. In the first half, he capped drives with 49, 43 and 46-yarders, marking the second time in his career he made three or more field goals of 40-plus yards (11/27/08 at Detroit). He became the second NFL kicker in 2009 to accomplish the feat.

- Against Jacksonville (11/1), he made all three field goal attempts, converting from 48, 25 and 45 yards. It was his 16th career game with three or more made field goals. On his second field goal of the game, he passed Tony Zendejas (117) for second place on the team's all-time list for most career field goals.

- At San Francisco (11/8), he made two field goals in two attempts, converting from 21 and 28 yards. With his 21-yarder, he became the fourth player in franchise history to reach 500 career points, joining Al Del Greco (1,060), George Blanda (598) and Tony Zendejas (548).

- Against Buffalo (11/15), he made two of three field goal attempts. His 51-yarder with 3:21 remaining made it a two-score contest (27-17). His 38-yard field goal in the second quarter was his 13th consecutive successful attempt, a streak that was broken when he missed from 60 yards at the end of the first half.

- At Houston (11/23), he made two of three field goal attempts in a 20-17 Monday night win. In the third quarter, he gave the Titans a 17-14 lead with a 50-yard field goal. Late in the fourth quarter, he booted a 53-yarder that proved to be the game-winning score, his eighth career game-winner. It was the first game in his career that he made two field goals of 50 or more yards.

- Against Arizona (11/29), he made field goals from 52 and 24 yards. His 52-yard field goal in the first quarter was his fourth field goal of 50-plus yards in three games.

- Against St. Louis (12/13), he recorded his seventh career game with four or more field goals, connecting on all four of his attempts from 27, 34, 36 and 50 yards. With his third field goal in the game, Bironas passed former Oilers kicker Tony Zendejas (548 points from 1985-90) for third place on the franchise's all-time scoring list.

- Against Miami (12/20), he made both field goal attempts from 24 and 46 yards. The latter came in overtime to give the Titans a 27-24 win. The kick was his ninth career game-winning field goal (final score of game and put Titans ahead in fourth quarter or overtime) and his second of the season.

**2008 (16/0, 1/0):** Ranked second in the AFC and seventh in the NFL in scoring in fourth NFL season. He made 29 out of his 33 field goal attempts and all 40 of his extra point attempts to give him 127 total points, the fourth-highest scoring total in franchise history. He made 16 field goals of 40 or more yards to set a team record. On kickoffs, Bironas tied for first in the AFC and second in the NFL with 22 touchbacks.

- Against Indianapolis (10/27), connected on three of four field goal attempts, making kicks of 34, 44 and 48 yards. The first two successful attempts gave him 20 consecutive field goals, tying Al Del Greco's franchise record (1998-99). Bironas made every regular season field goal from Dec. 16, 2007 until missing 43-yard attempt later in game against Colts.

- Against Green Bay (11/2), made four of five field goal attempts, including game-winner from 41 yards in overtime. It was the seventh game-winning field goal of his career. He also hit from 31, 25 and 22 yards and surpassed Toni Fritsch (392 points) for sixth place on team's all-time scoring list.

- Against New York Jets (11/23), made both field goal attempts (43 and 49 yards) to give him 100 career field goals.

- At Detroit (11/27), made four field goals in four attempts, all from beyond 40 yards (49, 41, 45 and 43 yards) in Thanksgiving victory. It was first time in career he made four field goals of 40 or more yards in same game. He also set career high with five extra points. He went over 100-point mark for second consecutive season.

- Against Cleveland (12/7), made four extra points to move into a tie with Earl Campbell (438 points) for fifth on team's all-time scoring list.

- At Houston (12/14), successful on all four field goal attempts, including season-long 51-yarder. It was sixth time in career he made at least four field goals in game and third time in 2008. He surpassed Earl Campbell (438 career points) on team's all-time scoring list.

- Against Pittsburgh (12/21), successful on only field goal attempt and made all four extra point attempts. With 42-yard field goal in second quarter, moved past former running back Eddie George (450 career points with Titans) for sole possession of fourth place on team's all-time scoring list.

- In Divisional Playoff against Baltimore (1/10), made 27-yard field goal and missed from 51 yards.

**2007 (16/0, 1/0):** Voted to his first career Pro Bowl appearance after hitting 35 of 39 field goal attempts and converting all 28 extra point attempts. He also was named first-team Associated Press All-Pro, won the PFW/PFWA Golden Toe Award and was the October AFC Special Teams Player of the Month. Bironas finished second in team annals behind Al Del Greco's 1998 effort in scoring (133 to 136), made field goals (35 to 36) and field goal accuracy (89.7 percent to 92.3 percent). His 35 made field goals led the NFL, and his 133 points ranked second in the AFC and fourth in the NFL among kickers. He made 19 consecutive field goals from Oct. 14-Nov. 25, also ranking second in franchise history (20 by Del Greco, 1998-99).

- Throughout the season, Bironas connected on a total of 10 field goals within the final two minutes of the half (nine first half, one second half).

- On kickoffs, he was second in the AFC and third in the NFL with 16 touchbacks.

- At Houston (10/21), set new NFL record with eight field goals, making all eight field goal tries -- good from 52, 25, 21, 30, 28, 43, 29 and 29 yards. Final field goal occurred as time expired and gave Titans a 38-36 victory.

It was Bironas' sixth career game-winning field goal. Previous single-game NFL record was seven field goals, which had occurred four times before. Jim Bakken (9/24/67), Rich Karlis (11/5/89), Chris Boniol (11/18/96) and Billy Cundiff (9/15/03) were only players in history to hit seven field goals in a game, and only Karlis and Boniol did so without a missed try. Bengals kicker Shayne Graham kicked seven field goals later in 2007 (11/11). Bironas kicked five field goals in first half, marking third time in NFL history that five field goals had been kicked by one player in first half. Morten Andersen (Atlanta) kicked five vs. San Francisco (9/3/00) and Boniol (Dallas) kicked five vs. Green Bay (11/18/96). Bironas' 26 points (eight FGs, two PATs) were most by kicker since NFL merger in 1970. Point total tied George Blanda (9/18/60) for second-most in franchise history by any player behind Billy Cannon (30 on 12/10/61). Bironas was named AFC Special Teams Player of the Week.

- Named AFC Special Teams Player of the Month for October after making 13 of 14 field goals in four games during the month.

- At Indianapolis (12/30), was three-of-three on field goals and made only extra point attempt in regular season finale and playoff-clinching victory. Connected on field goals of 40, 54 and 33 yards. His 54-yarder put Titans ahead 13-10 in the fourth quarter. His 10 points gave him 133 in regular season to finish second in team annals behind Al Del Greco (136 in 1998).

- In Wild Card Game at San Diego (1/6), made playoff debut and connected on two of three field goal attempts (good from 30 and 44 yards).

**2006 (16/0):** Led team in scoring for second consecutive season with 98 points. He connected on 22 of 28 field goals (78.5 percent) and was perfect on 32 of 32 extra point attempts. He also posted franchise record four game-winning field goals in a single season (previous record, three game-winning field goals by Al Del Greco in 2000 and Joe Nedney in 2001). Kicked off 70 times, placing 26 in the end zone and 10 touchbacks.

- Against Indianapolis (12/3), registered his third game-winning field goal of the season and fourth of his career on a franchise-record 60-yard field goal. His 60-yard field goal tied for fourth-longest in NFL history and he became the sixth player to kick a 60-yard field goal or longer in NFL history and the third player from that elite group to boot a game winner.

- At Buffalo (12/24), posted franchise record fourth game-winning field goal of the season and fifth of his career. He tied season-high connecting on three of three field goals (42, 20 and 30) and added three extra point attempts.

**2005 (16/0):** Led Titans in scoring with 99 points and was successful on

23 of 29 field goal attempts and 30 of 32 PAT's. Bironas' 11 touchbacks tied for fourth in AFC and tied for seventh in NFL. His 11 touchbacks were also the most by Titans kicker since 2001, when Joe Nedney booted 12 touchbacks.

- Against Baltimore (9/11), connected on three field goals (39, 29 and 47) and two extra point attempts, his first NFL points.

**2004:** Spent training camp with Pittsburgh Steelers before being released in final roster cut down. Made two of three field goal attempts and was perfect on extra points in four preseason games.

**2003:** Spent training camp with Tampa Bay Buccaneers before being released prior to season. Was used on kickoffs in two preseason games.

**2002:** Was on Green Bay Packers roster during training camp but did not see preseason action.

**COLLEGE:**

- Began career at Auburn (1996-99) before transferring to Georgia Southern for senior season.
- Was member of Eagles' NCAA Division I-AA National Championship team, connecting on seven of 13 field goal attempts during season and scoring 39 total points.
- At Auburn, was semi-finalist for Lou Groza Award in 1998 after making 12 of 16 field goal attempts, including two successful 49-yard tries, and making all 18 PATs for team-high 54 points.
- Received degree from Auburn in marketing.

**PERSONAL:**

- Splits time between Nashville and Louisville, Ky.
- At Trinity (Louisville, Ky.) High School, lettered two years in football, four years in soccer, two years in swimming and one year on track team.
- Appeared in 2008 United Way of Middle Tennessee's "Live United" campaign ads.
- Among many other charitable endeavors, participated in Titans Caravan, school and hospital visits, Super Bowl XLII Taste of the NFL, Kevin Carter's "Waiting for Wishes" event, John Lynch Celebrity Classic, PENCIL Foundation's "A Little Night Music," "Bowling for Roses" celebrity bowling competition and Gilda's Club Nashville.
- Follow Bironas on Twitter at @RobBironas.
- List of favorites: (movie) "The Godfather"; (TV show) "The Sopranos"; (music) all kinds of music; (actors) Adam Sandler, Halle Berry and Jessica Alba; (kind of car) Maserati and Camaro Super Sport; (school subject) math; (author) James Patterson; (video games) Nintendo Wii; (vacation getaway) "any island"; and (food) Italian food.
- Born James Robert Bironas on Jan. 29, 1978 in Louisville, Ky.

**ROB BIRONAS' GAME-BY-GAME**

2005 Tennessee Titans																								
Date	Opp	W/L	PAT		FG			1-19		20-29		30-39		40-49		50+		LG	Pts	Kick-by-Kick	Kickoffs			
			Ma	Att	Ma	Att	Pct	Ma	Att	Ma	Att	Ma	Att	Ma	Att	Ma	Att				No	InEZ	TB	PctTB
Sep 11	@ Pit	L	1	1	0	1	0.0	0	0	0	0	0	0	0	0	0	0	-	1	47n	2	0	0	0.0
Sep 18	Bal	W	2	2	3	3	100.0	0	0	1	1	1	1	1	1	0	0	47	11	39, 29, 47	6	3	2	33.3
Sep 25	@ StL	L	3	3	2	2	100.0	0	0	0	0	1	1	1	1	0	0	41	9	41, 39	6	4	2	33.3
Oct 2	Ind	L	1	1	1	2	50.0	0	0	0	0	1	2	0	0	0	0	34	4	34, 38n	3	1	1	33.3
Oct 9	@ Hou	W	4	4	2	3	66.7	0	0	0	0	0	0	1	1	1	2	52	10	52, 58n, 49	7	2	0	0.0
Oct 16	Cin	L	2	2	3	3	100.0	0	0	2	2	0	0	1	1	0	0	47	11	24, 29, 47	6	3	2	33.3
Oct 23	@ Ari	L	1	1	1	1	100.0	0	0	0	0	0	0	0	0	1	1	53	4	53	3	3	0	0.0
Oct 30	Oak	L	1	2	2	2	100.0	0	0	1	1	1	1	0	0	0	0	39	7	39, 24	6	3	0	0.0
Nov 6	@ Cle	L	2	2	0	1	0.0	0	0	0	0	0	0	0	0	0	1	-	2	50n	3	2	2	66.7
Nov 20	Jax	L	4	4	0	0	-	0	0	0	0	0	0	0	0	0	0	-	4	-	5	2	1	20.0
Nov 27	SF	W	3	3	4	4	100.0	0	0	2	2	1	1	1	1	0	0	41	15	35, 41, 21, 22	8	2	1	12.5
Dec 4	@ Ind	L	0	0	1	2	50.0	0	0	1	1	0	0	0	0	0	1	24	3	51n, 24	2	1	0	0.0
Dec 11	Hou	W	1	1	2	3	66.7	0	0	2	2	0	0	0	1	0	0	23	7	46n, 23, 21	4	0	0	0.0
Dec 18	Sea	L	3	3	1	1	100.0	0	0	0	0	1	1	0	0	0	0	38	6	38	5	0	0	0.0
Dec 24	@ Mia	L	1	1	1	1	100.0	0	0	1	1	0	0	0	0	0	0	24	4	24	3	1	0	0.0
Jan 1	@ Jax	L	1	2	0	0	-	0	0	0	0	0	0	0	0	0	0	-	1	-	3	1	0	0.0
<b>Totals</b>			<b>4-12</b>	<b>30</b>	<b>32</b>	<b>23</b>	<b>29</b>	<b>79.3</b>	<b>0</b>	<b>0</b>	<b>10</b>	<b>10</b>	<b>6</b>	<b>7</b>	<b>5</b>	<b>7</b>	<b>2</b>	<b>5</b>	<b>53</b>	<b>99</b>	<b>72</b>	<b>28</b>	<b>11</b>	<b>15.3</b>

2006 Tennessee Titans																								
Date	Opp	W/L	PAT		FG			1-19		20-29		30-39		40-49		50+		LG	Pts	Kick-by-Kick	Kickoffs			
			Ma	Att	Ma	Att	Pct	Ma	Att	Ma	Att	Ma	Att	Ma	Att	Ma	Att				No	InEZ	TB	PctTB
Sep 10	NYJ	L	0	0	0	0	-	0	0	0	0	0	0	0	0	0	0	-	0	-	3	1	0	0.0
Sep 17	@ SD	L	1	1	0	0	-	0	0	0	0	0	0	0	0	0	0	-	1	-	2	1	0	0.0
Sep 24	@ Mia	L	1	1	1	2	50.0	0	0	1	1	0	0	0	0	0	1	22	4	51n, 22	3	2	1	33.3
Oct 1	Dal	L	0	0	2	2	100.0	0	0	0	0	2	2	0	0	0	0	39	6	33, 39	3	2	1	33.3
Oct 8	@ Ind	L	1	1	2	2	100.0	0	0	1	1	0	0	1	1	0	0	47	7	22, 47	4	4	2	50.0
Oct 15	@ Was	W	2	2	3	3	100.0	0	0	1	1	2	2	0	0	0	0	32	11	32, 26, 30	6	3	1	16.7
Oct 29	Hou	W	4	4	0	0	-	0	0	0	0	0	0	0	0	0	0	-	4	-	5	1	0	0.0
Nov 5	@ Jax	L	1	1	0	0	-	0	0	0	0	0	0	0	0	0	0	-	1	-	2	0	0	0.0
Nov 12	Bal	L	3	3	1	3	33.3	0	0	1	1	0	0	0	2	0	0	21	6	21, 41n, 43b	5	5	1	20.0
Nov 19	@ Phi	W	4	4	1	1	100.0	0	0	0	0	1	1	0	0	0	0	36	7	36	5	0	0	0.0
Nov 26	NYG	W	3	3	1	2	50.0	0	0	0	0	0	0	1	2	0	0	49	6	48n, 49	5	3	2	40.0
Dec 3	Ind	W	2	2	2	2	100.0	0	0	1	1	0	0	0	0	1	1	60	8	25, 60	4	2	1	25.0
Dec 10	@ Hou	W	2	2	2	2	100.0	0	0	0	0	1	1	1	1	0	0	41	8	41, 33	5	0	0	0.0
Dec 17	Jax	W	3	3	1	2	50.0	0	0	1	1	0	0	0	1	0	0	27	6	44n, 27	5	0	0	0.0
Dec 24	@ Buf	W	3	3	3	3	100.0	0	0	1	1	1	1	1	1	0	0	42	12	42, 20, 30	7	0	0	0.0
Dec 31	NE	L	2	2	3	4	75.0	0	0	3	4	0	0	0	0	0	0	27	11	25, 23n, 27, 27	6	2	1	16.7
<b>Totals</b>			<b>8-8</b>	<b>32</b>	<b>32</b>	<b>22</b>	<b>28</b>	<b>78.6</b>	<b>0</b>	<b>0</b>	<b>10</b>	<b>11</b>	<b>7</b>	<b>7</b>	<b>4</b>	<b>8</b>	<b>1</b>	<b>2</b>	<b>98</b>	<b>60</b>	<b>70</b>	<b>26</b>	<b>10</b>	<b>14.3</b>

## ROB BIRONAS' GAME-BY-GAME CONT.

### 2007 Tennessee Titans

Date	Opp	W/L	PAT		FG			1-19		20-29		30-39		40-49		50+		LG	Pts	Kick-by-Kick	Kickoffs			
			Ma	Att	Ma	Att	Pct	Ma	Att	Ma	Att	Ma	Att	Ma	Att	Ma	Att				No	InEZ	TB	PctTB
Sep 9	@ Jax	W	1	1	2	2	100.0	0	0	1	1	1	1	0	0	0	0	31	7	20, 31	4	4	2	50.0
Sep 16	Ind	L	2	2	2	2	100.0	0	0	0	0	2	2	0	0	0	0	36	8	30, 36	5	2	0	0.0
Sep 24	@ NO	W	4	4	1	2	50.0	0	0	0	1	1	1	0	0	0	33	7	33, 27n	6	2	0	0.0	
Oct 7	Atl	W	2	2	2	3	66.7	0	0	0	0	1	1	1	2	0	0	40	8	30, 40, 47n	4	3	1	25.0
Oct 14	@ TB	L	1	1	1	1	100.0	0	0	0	0	0	0	1	1	0	0	48	4	48	3	2	2	66.7
Oct 21	@ Hou	W	2	2	8	8	100.0	0	0	5	5	1	1	1	1	1	52	26	52, 25, 21, 30, 28, 43, 29, 29	9	7	1	11.1	
Oct 28	Oak	W	1	1	2	2	100.0	0	0	1	1	1	1	0	0	0	35	7	35, 23	4	0	0	0.0	
Nov 4	Car	W	2	2	2	2	100.0	0	0	0	0	0	0	1	1	1	53	8	47, 53	4	1	1	25.0	
Nov 11	Jax	L	1	1	2	2	100.0	0	0	0	0	1	1	1	1	0	0	49	7	36, 49	3	2	1	33.3
Nov 19	@ Den	L	2	2	2	2	100.0	0	0	0	0	1	1	0	0	1	56	8	56, 37	5	4	4	80.0	
Nov 25	@ Cin	L	0	0	2	2	100.0	0	0	2	2	0	0	0	0	0	28	6	28, 23	3	0	0	0.0	
Dec 2	Hou	W	4	4	0	1	0.0	0	0	0	0	0	0	0	0	0	-	4	53n	5	3	1	20.0	
Dec 9	SD	L	2	2	1	2	50.0	0	0	0	1	0	0	1	1	0	44	5	44, 29n	5	2	2	40.0	
Dec 16	@ KC	W	2	2	4	4	100.0	0	0	1	1	2	2	1	1	0	40	14	37, 37, 40, 25	7	0	0	0.0	
Dec 23	NYJ	W	1	1	1	1	100.0	0	0	0	0	0	0	1	1	0	46	4	46	3	0	0	0.0	
Dec 30	@ Ind	W	1	1	3	3	100.0	0	0	0	0	1	1	1	1	1	54	10	40, 54, 33	5	4	1	20.0	
<b>Totals</b>	<b>10-6</b>		<b>28</b>	<b>28</b>	<b>35</b>	<b>39</b>	<b>89.7</b>	<b>0</b>	<b>0</b>	<b>10</b>	<b>12</b>	<b>12</b>	<b>12</b>	<b>9</b>	<b>10</b>	<b>4</b>	<b>5</b>	<b>56</b>	<b>133</b>		<b>75</b>	<b>36</b>	<b>16</b>	<b>21.3</b>
<b>Playoffs</b>																								
Jan 6	@ SD	L	0	0	2	3	66.7	0	0	0	0	1	2	1	1	0	0	44	6	30, 44, 38n	2	0	0	0.0
<b>Totals</b>	<b>0-1</b>		<b>0</b>	<b>0</b>	<b>2</b>	<b>3</b>	<b>66.7</b>	<b>0</b>	<b>0</b>	<b>0</b>	<b>0</b>	<b>1</b>	<b>2</b>	<b>1</b>	<b>1</b>	<b>0</b>	<b>0</b>	<b>44</b>	<b>6</b>		<b>2</b>	<b>0</b>	<b>0</b>	<b>0.0</b>

### 2008 Tennessee Titans

Date	Opp	W/L	PAT		FG			1-19		20-29		30-39		40-49		50+		LG	Pts	Kick-by-Kick	Kickoffs			
			Ma	Att	Ma	Att	Pct	Ma	Att	Ma	Att	Ma	Att	Ma	Att	Ma	Att				No	InEZ	TB	PctTB
Sep 7	Jax	W	2	2	1	1	100.0	0	0	0	0	0	0	1	1	0	0	47	5	47	4	1	0	0.0
Sep 14	@ Cin	W	3	3	1	1	100.0	0	0	0	0	1	1	0	0	0	0	34	6	34	5	3	2	40.0
Sep 21	Hou	W	4	4	1	1	100.0	0	0	0	0	0	0	1	1	0	0	44	7	44	6	4	2	33.3
Sep 28	Min	W	3	3	3	3	100.0	0	0	1	1	1	1	1	1	0	0	49	12	20, 32, 49	7	5	2	28.6
Oct 5	@ Bal	W	1	1	2	2	100.0	0	0	1	1	1	1	0	0	0	35	7	35, 26	4	3	3	75.0	
Oct 19	@ KC	W	4	4	2	2	100.0	0	0	0	0	0	0	2	2	0	0	49	10	49, 46	7	2	0	0.0
Oct 27	Ind	W	2	2	3	4	75.0	0	0	0	0	1	1	2	3	0	0	48	11	34, 44, 43n, 48	7	1	1	14.3
Nov 2	GB	W	1	1	4	5	80.0	0	0	2	2	1	1	1	2	0	0	41	13	31, 25, 22, 47n, 41	5	4	2	40.0
Nov 9	@ Chi	W	3	3	0	1	0.0	0	0	0	0	0	0	0	1	0	0	-	3	49n	4	2	0	0.0
Nov 16	@ Jax	W	3	3	1	1	100.0	0	0	0	0	1	1	0	0	0	0	32	6	32	5	2	1	20.0
Nov 23	NYJ	L	1	1	2	2	100.0	0	0	0	0	0	0	2	2	0	0	49	7	43, 49	4	2	1	25.0
Nov 27	@ Det	W	5	5	4	4	100.0	0	0	0	0	0	0	4	4	0	0	49	17	49, 41, 45, 43	10	7	3	30.0
Dec 7	Cle	W	4	4	0	0	-	0	0	0	0	0	0	0	0	0	0	-	4	-	5	1	1	20.0
Dec 14	@ Hou	L	0	0	4	4	100.0	0	0	2	2	1	1	0	0	1	1	51	12	28, 23, 51, 34	5	2	0	0.0
Dec 21	Pit	W	4	4	1	1	100.0	0	0	0	0	0	0	1	1	0	0	42	7	42	6	4	3	50.0
Dec 28	@ Ind	L	0	0	0	1	0.0	0	0	0	0	0	0	0	1	0	0	-	0	48n	1	1	0	0.0
<b>Totals</b>	<b>13-3</b>		<b>40</b>	<b>40</b>	<b>29</b>	<b>33</b>	<b>87.9</b>	<b>0</b>	<b>0</b>	<b>6</b>	<b>6</b>	<b>7</b>	<b>7</b>	<b>15</b>	<b>19</b>	<b>1</b>	<b>1</b>	<b>51</b>	<b>127</b>		<b>85</b>	<b>44</b>	<b>21</b>	<b>24.7</b>
<b>Playoffs</b>																								
Jan 10	Bal	L	1	1	1	2	50.0	0	0	1	1	0	0	0	0	0	1	27	4	51n, 27	3	2	2	66.7
<b>Totals</b>	<b>0-1</b>		<b>1</b>	<b>1</b>	<b>1</b>	<b>2</b>	<b>50.0</b>	<b>0</b>	<b>0</b>	<b>1</b>	<b>1</b>	<b>0</b>	<b>0</b>	<b>0</b>	<b>0</b>	<b>0</b>	<b>1</b>	<b>27</b>	<b>4</b>		<b>3</b>	<b>2</b>	<b>2</b>	<b>66.7</b>

### 2009 Tennessee Titans

Date	Opp	W/L	PAT		FG			1-19		20-29		30-39		40-49		50+		LG	Pts	Kick-by-Kick	Kickoffs			
			Ma	Att	Ma	Att	Pct	Ma	Att	Ma	Att	Ma	Att	Ma	Att	Ma	Att				No	InEZ	TB	PctTB
Sep 10	@ Pit	L	1	1	1	3	33.3	0	0	0	0	0	2	1	1	0	0	45	4	37n, 31b, 45	4	2	0	0.0
Sep 20	Hou	L	4	4	1	1	100.0	0	0	0	0	0	0	1	1	0	0	40	7	40	6	4	3	50.0
Sep 27	@ NYJ	L	2	2	1	1	100.0	0	0	0	0	1	1	0	0	0	0	38	5	38	4	2	0	0.0
Oct 4	@ Jax	L	0	0	1	1	100.0	0	0	1	1	0	0	0	0	0	0	29	3	29	4	2	1	25.0
Oct 11	Ind	L	0	0	3	3	100.0	0	0	0	0	0	0	3	3	0	0	49	9	49, 43, 46	4	3	0	0.0
Oct 18	@ NE	L	0	0	0	0	-	0	0	0	0	0	0	0	0	0	0	-	0	-	1	0	0	0.0
Nov 1	Jax	W	3	3	3	3	100.0	0	0	1	1	0	0	2	2	0	0	48	12	48, 25, 45	7	5	2	28.6
Nov 8	@ SF	W	4	4	2	2	100.0	0	0	2	2	0	0	0	0	0	0	28	10	21, 28	7	1	0	0.0
Nov 15	Buf	W	5	5	2	3	66.7	0	0	0	0	1	1	0	0	1	2	51	11	38, 60n, 51	8	2	0	0.0
Nov 23	@ Hou	W	2	2	2	3	66.7	0	0	0	0	0	0	0	1	2	53	8	50, 49n, 53	5	0	0	0.0	
Nov 29	Ari	W	2	2	2	2	100.0	0	0	1	1	0	0	0	0	1	1	52	8	52, 24	4	2	0	0.0
Dec 6	@ Ind	L	2	2	1	1	100.0	0	0	1	1	0	0	0	0	0	0	20	5	20	4	1	0	0.0
Dec 13	StL	W	5	5	4	4	100.0	0	0	1	1	2	2	0	0	1	1	50	17	27, 34, 36, 50	9	5	0	0.0
Dec 20	Mia	W	3	3	2	2	100.0	0	0	1	1	0	0	1	1	0	0	46	9	24, 48	6	2	0	0.0
Dec 25	SD	L	2	2	1	1	100.0	0	0	0	0	0	0	1	1	0	0	46	5	46	4	0	0	0.0
Jan 3	@ Sea	W	2	2	1	2	50.0	0	0	0	0	0	0	1	2	0	0	47	5	47n, 47	4	1	1	25.0
<b>Totals</b>	<b>8-8</b>		<b>37</b>	<b>37</b>	<b>27</b>	<b>32</b>	<b>84.4</b>	<b>0</b>	<b>0</b>	<b>8</b>	<b>8</b>	<b>4</b>	<b>6</b>	<b>10</b>	<b>12</b>	<b>5</b>	<b>6</b>	<b>53</b>	<b>118</b>		<b>81</b>	<b>32</b>	<b>7</b>	<b>8.6</b>

## ROB BIRONAS' GAME-BY-GAME CONT.

### 2010 Tennessee Titans

Date	Opp	W/L	PAT		FG			1-19		20-29		30-39		40-49		50+		LG	Pts	Kick-by-Kick	Kickoffs				
			Ma	Att	Ma	Att	Pct	Ma	Att	Ma	Att	Ma	Att	Ma	Att	Ma	Att				No	InEZ	TB	PctTB	
Sept 12	Oak	W	5	5	1	1	100.0	0	0	0	0	0	0	1	1	0	0	43	8	43	7	5	2	28.6	
Sept 19	Pit	L	0	0	1	1	100.0	0	0	1	1	0	0	0	0	0	0	21	3	21	3	0	0	0.0	
Sept 26	@ NYG	W	3	3	2	2	100.0	0	0	1	1	0	0	1	1	0	0	48	9	48, 22	6	5	3	50.0	
Oct 3	Den	L	2	2	2	3	66.7	0	0	0	0	0	1	1	1	1	55	8	35n, 55, 46	4	0	0	0.0		
Oct 10	@ Dal	W	4	4	2	2	100.0	0	0	0	0	0	0	1	1	1	1	52	10	52, 40	7	2	1	14.3	
Oct 18	@ Jax	W	3	3	3	3	100.0	0	0	1	1	2	2	0	0	0	0	36	12	26, 33, 36	7	3	0	0.0	
Oct 24	Phi	W	4	4	3	3	100.0	0	0	0	0	2	2	1	1	0	0	41	13	41, 38, 33	7	5	5	71.4	
Oct 31	@ SD	L	2	2	1	1	100.0	0	0	1	1	0	0	0	0	0	0	21	5	21	5	2	1	20.0	
Nov 14	@ Mia	L	2	2	1	1	100.0	0	0	0	0	0	0	1	1	0	0	40	5	40	4	2	2	50.0	
Nov 21	Was	L	1	1	3	3	100.0	0	0	1	1	1	1	1	1	0	0	40	10	25, 32, 40	5	3	0	0.0	
Nov 28	@ Hou	L	0	0	0	0	0.0	0	0	0	0	0	0	0	0	0	0	-	0	-	1	0	0	0.0	
Dec 5	Jax	L	0	0	2	2	100.0	0	0	0	0	2	2	0	0	0	0	37	6	37, 30	3	1	0	0.0	
Dec 9	Ind	L	4	4	0	0	0.0	0	0	0	0	0	0	0	0	0	0	-	4	-	4	3	2	50.0	
Dec 19	Hou	W	4	4	1	1	100.0	0	0	0	0	1	1	0	0	0	0	30	7	30	5	1	1	20.0	
Dec 26	@ KC	L	2	2	0	0	0.0	0	0	0	0	0	0	0	0	0	0	-	2	-	3	0	0	0.0	
Jan 2	@ Ind	L	2	2	2	3	66.7	0	0	1	1	0	0	1	1	0	1	42	8	26, 42, 61n	5	2	0	0.0	
<b>Totals</b>			<b>6-10</b>	<b>38</b>	<b>38</b>	<b>24</b>	<b>26</b>	<b>92.3</b>	<b>0</b>	<b>0</b>	<b>6</b>	<b>6</b>	<b>8</b>	<b>9</b>	<b>8</b>	<b>8</b>	<b>2</b>	<b>3</b>	<b>55</b>	<b>110</b>		<b>76</b>	<b>36</b>	<b>17</b>	<b>22.4</b>

### 2011 Tennessee Titans

Date	Opp	W/L	PAT		FG			1-19		20-29		30-39		40-49		50+		LG	Pts	Kick-by-Kick	Kickoffs				
			Ma	Att	Ma	Att	Pct	Ma	Att	Ma	Att	Ma	Att	Ma	Att	Ma	Att				No	InEZ	TB	PctTB	
Sept 11	@ Jax	L	2	2	0	1	0.0	0	0	0	0	0	0	0	0	1	-	2	66n	3	3	2	66.7		
Sept 18	Bal	W	2	2	4	5	80.0	0	0	1	1	2	3	1	1	0	0	43	14	34n, 25, 43, 39, 33	7	6	3	42.9	
Sept 25	Den	W	2	2	1	1	100.0	0	0	0	0	0	0	1	1	0	0	46	5	46	4	4	3	75.0	
Oct 2	@ Cle	W	4	4	1	1	100.0	0	0	0	0	1	1	0	0	0	0	39	7	39	6	3	2	33.3	
Oct 9	@ Pit	L	2	2	1	1	100.0	0	0	1	1	0	0	0	0	0	0	29	5	29	4	2	0	0.0	
Oct 23	Hou	L	1	1	0	0	0.0	0	0	0	0	0	0	0	0	0	0	-	1	-	2	2	2	100.0	
Oct 30	Ind	W	3	3	2	2	100.0	0	0	0	0	0	0	0	0	2	2	51	9	51, 50	6	5	2	33.3	
Nov 6	Cin	L	2	2	1	1	100.0	0	0	0	0	0	0	1	1	0	0	43	5	43	4	3	1	25.0	
Nov 13	@ Car	W	3	3	3	3	100.0	0	0	0	0	2	2	1	1	0	0	49	12	38, 36, 49	7	6	6	85.7	
Nov 20	@ Atl	L	2	2	1	1	100.0	0	0	0	0	0	0	1	1	0	0	46	5	46	4	4	4	100.0	
Nov 27	TB	W	2	2	3	4	75.0	0	0	0	0	2	2	0	1	1	1	52	11	42n, 31, 52, 38	6	5	3	50.0	
Dec 4	@ Buf	W	2	2	3	3	100.0	0	0	1	1	0	0	2	2	0	0	48	11	48, 27, 44	6	5	5	83.3	
Dec 11	NO	L	2	2	1	1	100.0	0	0	0	0	0	0	1	1	0	0	43	5	43	4	4	2	50.0	
Dec 18	@ Ind	L	1	1	2	2	100.0	0	0	1	1	0	0	0	0	1	1	53	7	53, 21	4	4	4	100.0	
Dec 24	Jax	W	2	2	3	3	100.0	0	0	0	0	1	1	0	0	2	2	51	11	51, 51, 35	6	3	1	16.7	
Jan 1	@ Hou	W	2	2	3	3	100.0	0	0	1	1	1	1	1	1	0	0	43	11	21, 43, 33	5	5	4	80.0	
<b>Totals</b>			<b>9-7</b>	<b>34</b>	<b>34</b>	<b>29</b>	<b>32</b>	<b>90.6</b>	<b>0</b>	<b>0</b>	<b>5</b>	<b>5</b>	<b>9</b>	<b>10</b>	<b>9</b>	<b>10</b>	<b>6</b>	<b>7</b>	<b>53</b>	<b>121</b>		<b>78</b>	<b>64</b>	<b>44</b>	<b>56.4</b>

### 2012 Tennessee Titans

Date	Opp	W/L	PAT		FG			1-19		20-29		30-39		40-49		50+		LG	Pts	Kick-by-Kick	Kickoffs				
			Ma	Att	Ma	Att	Pct	Ma	Att	Ma	Att	Ma	Att	Ma	Att	Ma	Att				No	InEZ	TB	PctTB	
Sept 9	NE	L	1	1	2	2	100.0	0	0	2	2	0	0	0	0	0	0	28	7	28, 24	4	4	2	50.0	
Sept 16	@ SD	L	1	1	1	1	100.0	0	0	1	1	0	0	0	0	0	0	23	4	23	3	3	1	33.3	
Sept 23	Det	W	5	5	3	5	60.0	0	0	1	1	2	2	0	2	0	0	38	14	31, 38, 41n, 48n, 26	8	7	6	75.0	
Sept 30	@ Hou	L	2	2	0	0	-	0	0	0	0	0	0	0	0	0	0	-	2	-	3	3	1	33.3	
Oct 7	@ Min	L	1	1	0	0	-	0	0	0	0	0	0	0	0	0	0	-	1	-	2	1	1	50.0	
Oct 11	Pit	W	2	2	4	4	100.0	0	0	1	1	1	1	2	2	0	0	47	14	22, 38, 47, 40	5	5	2	40.0	
Oct 21	@ Buf	W	5	5	0	0	-	0	0	0	0	0	0	0	0	0	0	-	5	-	6	3	2	33.3	
Oct 28	Ind	L	1	1	2	3	66.7	0	0	0	0	2	2	0	1	0	0	39	7	39, 45n, 30	5	3	2	40.0	
Nov 4	Chi	L	1	1	1	1	100.0	0	0	0	0	1	1	0	0	0	0	39	4	39	3	2	1	33.3	
Nov 11	@ Mia	W	4	4	3	3	100.0	0	0	0	0	2	2	0	0	1	1	53	13	37, 38, 53	8	7	5	62.5	
Nov 25	@ Jax	L	1	1	4	5	80.0	0	0	0	0	3	3	1	2	0	0	40	13	38, 42n, 40, 39, 33	6	6	5	83.3	
Dec 2	Hou	L	1	1	1	1	100.0	0	0	0	0	1	1	0	0	0	0	37	4	37	3	2	2	66.7	
Dec 9	@ Ind	L	2	2	3	4	75.0	0	0	1	1	1	1	1	1	0	1	40	11	57n, 40, 31, 25	6	6	6	100.0	
Dec 17	NYJ	W	2	2	0	1	0.0	0	0	0	0	0	0	0	1	0	0	-	2	46b	3	1	1	33.3	
Dec 23	@ GB	L	1	1	0	0	-	0	0	0	0	0	0	0	0	0	0	-	1	-	2	0	0	0.0	
Dec 30	Jax	W	5	5	1	1	100.0	0	0	0	0	0	0	1	1	0	0	48	8	48	7	5	0	0.0	
<b>Totals</b>			<b>6-10</b>	<b>35</b>	<b>35</b>	<b>25</b>	<b>31</b>	<b>80.6</b>	<b>0</b>	<b>0</b>	<b>6</b>	<b>6</b>	<b>13</b>	<b>13</b>	<b>5</b>	<b>10</b>	<b>1</b>	<b>2</b>	<b>53</b>	<b>110</b>		<b>74</b>	<b>58</b>	<b>37</b>	<b>50.0</b>

## ROB BIRONAS' NFL STATISTICS

REGULAR SEASON			PAT		FG			1-19		20-29		30-39		40-49		50+		Kickoffs					
Date	Team	GP	Ma	Att	Ma	Att	Pct	Ma	Att	Ma	Att	Ma	Att	Ma	Att	Ma	Att	LG	Pts	No	InEZ	TB	PctTB
2005	Tennessee	16	30	32	23	29	79.3	0	0	10	10	6	7	5	7	2	5	53	99	72	28	11	15.3
2006	Tennessee	16	32	32	22	28	78.6	0	0	10	11	7	7	4	8	1	2	60	98	70	26	10	14.3
2007	Tennessee	16	28	28	35	39	89.7	0	0	10	12	12	12	9	10	4	5	56	133	75	36	16	21.3
2008	Tennessee	16	40	40	29	33	87.9	0	0	6	6	7	7	15	19	1	1	51	127	85	44	21	24.7
2009	Tennessee	16	37	37	27	32	84.4	0	0	8	8	4	6	10	12	5	6	53	118	81	32	7	8.6
2010	Tennessee	16	38	38	24	26	92.3	0	0	6	6	8	9	8	8	2	3	55	110	76	36	17	22.4
2011	Tennessee	16	34	34	29	32	90.6	0	0	5	5	9	10	9	10	6	7	53	121	78	64	44	56.4
2012	Tennessee	16	35	35	25	31	80.6	0	0	6	6	13	13	5	10	1	2	53	110	74	58	37	50.0
<b>NFL Totals</b>		<b>128</b>	<b>274</b>	<b>276</b>	<b>214</b>	<b>250</b>	<b>85.6</b>	<b>0</b>	<b>0</b>	<b>61</b>	<b>64</b>	<b>66</b>	<b>71</b>	<b>65</b>	<b>84</b>	<b>22</b>	<b>31</b>	<b>60</b>	<b>916</b>	<b>607</b>	<b>324</b>	<b>163</b>	<b>26.9</b>

PLAYOFFS			PAT		FG			1-19		20-29		30-39		40-49		50+		Kickoffs					
Date	Team	GP	Ma	Att	Ma	Att	Pct	Ma	Att	Ma	Att	Ma	Att	Ma	Att	Ma	Att	LG	Pts	No	InEZ	TB	PctTB
2007	Tennessee	1	0	0	2	3	66.7	0	0	0	0	1	2	1	1	0	0	44	6	2	0	0	0.0
2008	Tennessee	1	1	1	1	2	50.0	0	0	1	1	0	0	0	0	0	1	27	4	3	2	2	66.7
<b>Playoff Totals</b>		<b>2</b>	<b>1</b>	<b>1</b>	<b>3</b>	<b>5</b>	<b>60.0</b>	<b>0</b>	<b>0</b>	<b>1</b>	<b>1</b>	<b>1</b>	<b>2</b>	<b>1</b>	<b>1</b>	<b>0</b>	<b>1</b>	<b>44</b>	<b>10</b>	<b>5</b>	<b>2</b>	<b>2</b>	<b>40.0</b>

### Single-Game Highs

Field Goals Made - 8 at Houston (10/21/07)  
 Field Goal attempts - 8 at Houston (10/21/07)  
 Longest Field Goal - 60 yds vs. Indianapolis (12/04/06)  
 PATs Made - 5 (Seven times, last vs. Jacksonville 12/30/12)  
 PATs Attempted - 5 (Seven times, last vs. Jacksonville 12/30/12)  
 Points - 26 at Houston (10/21/07)

### Playoff Single-Game Highs

Field Goals Made - 2 at San Diego (1/6/08)  
 Field Goals Attempts - 3 at San Diego (1/6/08)  
 Longest Field Goal - 44 at San Diego (1/6/08)  
 PATs Made - 1 vs. Baltimore (1/10/09)  
 PATs Attempted - 1 vs. Baltimore (1/10/09)  
 Points - 6 at San Diego (1/6/08)

### Additional Career Statistics

Punts - 1 for 40 yards (2009)  
 Special Teams Tackles - 1 (2005), 2 (2006), 3 (2007), 4 (2008),  
 1 (2009), 2 (2010), 1 (2011)  
 Fumble Recoveries - 1 (2005)

19



## DIONDRE BOREL

WIDE RECEIVER • 6'0" • 196 lbs • COLLEGE: UTAH STATE  
 ACQUIRED: FREE AGENT - 2012 • NFL EXP. (NFL/TITANS): 1/1  
 HOMETOWN: OAKLEY, CALIF.  
 GAMES PLAYED/GAMES STARTED: 0/0 (PLAYOFFS: 0/0)



**PRO:** Diondre Borel joined the Titans at the end of the 2012 campaign as a member of their practice squad. The 6-foot, 196-pounder made the transition to wide receiver in the NFL following a standout career as a collegiate quarterback at Utah State. Borel has a unique skill set that allows him to excel in the slot and as a return specialist. Prior to arriving in Tennessee, he spent time with the Green Bay Packers and Tampa Bay Buccaneers.

### TITANS TIDBITS:

- Borel was a stellar dual-threat quarterback at Utah State for three seasons before entering the NFL as a wide receiver. He actually began his collegiate career at wideout before moving under center as a sophomore.

### CAREER TRANSACTIONS:

- The Oakley, Calif., native was originally signed by the Green Bay Packers as an undrafted free agent on July 28, 2011.
- Waived by the Packers on Sept. 3, 2011 and re-signed to the Packers' practice squad the following day.
- Re-signed by the Packers as a free agent on Jan. 18, 2012.
- Waived by the Packers on Aug. 31, 2012 and re-signed to the Packers' practice squad on Sept. 3, 2012.
- Released from the Packers' practice squad on Oct. 24, 2012.
- Signed to the Tampa Bay Buccaneers' practice squad on Nov. 13, 2012 and was released by the team Nov. 28, 2012.
- Signed to the Titans' practice squad on Dec. 6, 2012.
- Re-signed by the Titans as a free agent on Dec. 31, 2012.

### SEASON RECAPS:

**2012 (0/0 – Green Bay; 0/0 – Tampa Bay; 0/0 – Tennessee):** Spent the first seven weeks of the season on the Packers' practice squad before being released. Signed to the Tampa Bay Buccaneers' practice squad on Nov. 13, 2012 and spent two weeks with the organization. Signed to the Titans' practice squad on Dec. 6, 2012 and spent the remainder of the season with the team.

**2011 (0/0 – Green Bay):** Spent the entire 2011 season on the Packers' practice squad.

### COLLEGE:

- Was a four-year letterman at Utah State and started the final three seasons at quarterback after playing wide receiver as a freshman.
- Finished his career with 6,698 passing yards, good for No. 2 in school history behind only Jose Fuentes (1999-2002). Also checked in at No. 2 in school annals with 8,096 yards of total offense, trailing only Fuentes (8,791).
- Tied for eighth in Utah State history with 18 career rushing touchdowns.

- As a senior (2010), started all 12 contests as a senior and connected on 167 of 314 passes (53.2 percent) for 2,108 yards and eight touchdowns. Rushed for 316 yards and seven scores on 142 carries. Was named to the Manning Award watch list.

- Started all 12 games as a junior (2009), posting career highs in passing yards (2,885) and touchdowns (17) on 214 of 366 passing (58.5 percent) with just four interceptions. Set a school record with 3,343 yards of total offense, a total that also led the Western Athletic Conference. Recorded five 300-yard passing games on the season. Rushed for 458 yards and six touchdowns on 173 carries.

- As a sophomore (2008), started the final nine contests after serving as the backup at quarterback for the first three. Was one of seven quarterbacks in the country to lead their respective teams in passing (1,705) and rushing (632). The 632 rushing yards were a school record for a quarterback, easily eclipsing the previous mark of 338 set by Leon Jackson III in 2007. Earned the Aggies' Offensive Player of the Year Award.
- Played in eight games at wide receiver as a true freshman and posted one catch for eight yards and five rushes for 10 yards.
- Earned his degree in interdisciplinary studies at Utah State.

### PERSONAL:

- Single, splits time between Nashville and Oakley, Calif.
- Attended Freedom (Oakley, Calif.) High School. As a senior, threw for 1,492 yards and 15 touchdowns with only four interceptions. Added 744 yards and 12 touchdowns on 137 carries. Also served as the team's punter, averaging 39.8 yards with a long of 58. Played defensive back and returned punts as well.
- Lettered three times in track, competing in the triple jump and long jump.
- Enjoys spending time with family and friends and playing video games. Likes listening to hip-hop and R&B music.
- Name is pronounced Dee-on-dray Buh-rel.
- Follow Borel on Twitter @D1\_BEAST12.
- Born Diondre Michael Borel on Dec. 12, 1988 in San Jose, Calif.

## DIONDRE BOREL'S NFL STATISTICS

REGULAR SEASON				RECEIVING						RUSHING				
Year	Team	GP	GS	No	Yds	Avg	Lg	TD	Att	Yds	Avg	Lg	TD	
2011	Green Bay	0	0		Practice Squad									
2012	GB/TB/TEN	0	0		Practice Squad									
<b>NFL Totals</b>		<b>0</b>	<b>0</b>	<b>0</b>	<b>0</b>	<b>-</b>	<b>0</b>	<b>0</b>	<b>0</b>	<b>0</b>	<b>-</b>	<b>0</b>	<b>0</b>	



48



## BEAU BRINKLEY

LONG SNAPPER • 6'4" • 248 lbs • COLLEGE: MISSOURI  
 ACQUIRED: FREE AGENT - 2012 • NFL EXPERIENCE: 2/2  
 HOMETOWN: KEARNEY, MO.  
 GAMES PLAYED/GAMES STARTED: 16/0 (PLAYOFFS: 0/0)



**PRO:** Beau Brinkley was signed by the Titans as an undrafted free agent following the 2012 NFL Draft. As a rookie, the 6-foot-4-inch, 248-pounder won the job as the team's long snapper. His consistency helped Brett Kern set the franchise records for both gross and net punting average in 2012.

### CAREER HIGHLIGHTS:

- As a rookie in 2012, Brinkley played in every game and contributed six special teams tackles. He was the team's long snapper for every punt, field goal and extra point attempt.

### CAREER TRANSACTIONS:

- The Kearney, Mo., native was signed by the Titans as an undrafted free agent on May 4, 2012.

### SEASON RECAPS:

**2012 (16/0):** Appeared in all 16 games as a rookie long snapper and posted six special teams tackles. Helped Brett Kern set franchise records in both gross (47.6 yards) and net (40.4) punting average. Led or tied for the team lead in special teams tackles twice (vs. PIT, at IND). Played in his first career NFL game against New England (9/9/12).

- Against New England (9/9), made his NFL debut as a reserve long snapper.
- Against Detroit (9/23), snapped for Rob Bironas' game-winning field goal in overtime.
- Against Pittsburgh (10/11), led the team with three special teams tackles and snapped for Rob Bironas' game-winning field goal.
- At Miami (11/11), snapped for Brett Kern's career-long 71-yard punt.
- Against Houston (12/2), posted a special teams tackle.
- At Indianapolis (12/9), tied for the team lead with a special teams tackle.
- Against Jacksonville (12/30), posted a solo special teams tackle.

### COLLEGE:

- Spent four seasons as Missouri's long snapper after joining the team as a preferred walk-on. Appeared in 50 career games during his time at Missouri and helped field goal kickers make a combined 79-of-98 field goal attempts (80.6 pct.) and 210-of-212 on extra point attempts (99.1 pct.).
- As a senior (2011), played in all 13 games as the team's long snapper and also registered five tackles on special teams. Named the Tigers' 2011 Co-Special Teams Player of the Year. Helped Tigers kickers make a combined 16-of-25 field goal attempts and 53-of-53 PATs.
- As a junior (2010), played in 11 games as the long snapper and helped the Tigers rank 14th in the NCAA in net punting. Snapped for placekicker Grant Ressel, who was 17-of-19 on field goal attempts and 45-of-47 on PATs. Posted one special teams stop.
- As a sophomore (2009), played in all 13 games as the team's long snapper and was named the Tigers' Special Teams Player of the Year. Helped Ressel set an NCAA single-season kicking accuracy record for combined kicks (26-of-27 on field goals and 39-of-39 extra points). Also helped MU rank fourth in the NCAA in team net punting (40.48 avg.).
- As a freshman (2008), joined the team as a walk-on and won the long-snapping job for placekicks and punts. Appeared in all 13 games and was named the Tigers' Walk-On Player of the Year. Helped Jeff Wolfert to a perfect 73-for-73 mark on extra point attempts and a 20-for-27 mark on field goals. Posted three tackles as part of the punt coverage team.
- Graduated in May 2012 with a major in general studies at Missouri.

### PERSONAL:

- Single and splits time between Kearney, Mo., and Nashville.
- Attended Kearney (Mo.) High School.
- Born Beau Michael Brinkley on Jan. 25, 1990 in Kansas City, Mo.

## BEAU BRINKLEY'S NFL STATISTICS

### REGULAR SEASON

Year	Team	GP	GS	SpT Tackles
2012	Tennessee	16	0	6
<b>NFL Totals</b>		<b>16</b>	<b>0</b>	<b>6</b>

18



## KENNY BRITT

WIDE RECEIVER • 6'3" • 223 lbs • COLLEGE: RUTGERS  
 ACQUIRED: 1ST ROUND - 2009 • NFL EXP. (NFL/TITANS): 5/5  
 HOMETOWN: BAYONNE, N.J.  
 GAMES PLAYED/GAMES STARTED: 45/26 (PLAYOFFS: 0/0)



**PRO:** Wide receiver Kenny Britt provides an explosive element to the team's passing game with his combination of size, speed and catching ability. He is considered one of the team's building blocks at the offensive skill positions, alongside a trio of the team's other first-round draft picks: quarterback Jake Locker, running back Chris Johnson and wide receiver Kendall Wright. In Britt's first two seasons (2009–2010), he led the team with a total of 1,476 receiving yards and tied for the team lead with 12 touchdown receptions. In that period of time, he ranked sixth in the NFL with a 17.6-yard receiving average. He began his third season on a torrid pace, catching 17 passes for 289 yards and three touchdowns before tearing his right ACL and MCL in the team's fourth game.

### CAREER HIGHLIGHTS:

- After missing the majority of the 2011 season with a knee injury, Britt returned to the field in 2012 and saw action in 14 games. He ranked third on the team with 45 receptions and 589 receiving yards, while tying for the team lead with four receiving touchdowns.
- In the first two games of 2011, Britt's 271 combined receiving yards ranked second in franchise history through the first two weeks of the season, trailing only Charley Hennigan's 347 in 1962.
- With 701 receiving yards as a rookie and 775 yards in 2010, Britt became the first Titans/Oilers player since Chris Sanders (1995–1996) to lead the squad in receiving yards in each of his first two seasons.
- From Sept. 26–Oct. 24, 2010, Britt caught at least one touchdown pass in five consecutive games, tying for the second-longest streak in franchise history.
- Britt recorded one of the best receiving games in franchise annals against the Eagles on Oct. 24, 2010, when he caught seven passes for 225 yards and three touchdowns. His yardage total ranked fifth in team history.
- In 2009, his rookie receiving yardage total (701 yards) ranked fifth in franchise rookie history and was the highest by a Titans rookie receiver since Chris Sanders' 823 yards in 1995.
- Among the 2009 NFL rookie class, Britt was seventh in the NFL and third in the AFC in receptions (42), and he was fifth in the NFL and second in the AFC in receiving yards (701).
- Britt provided one of the most dramatic endings to an NFL game in 2009 with a 10-yard, game-winning touchdown reception on fourth down as time expired against the Arizona Cardinals (11/29/09).
- In pre-draft workouts in 2009, Britt was timed in the 40-yard dash at 4.5 seconds and displayed a 37-inch vertical jump.

### TITANS TIDBITS:

- Prior to the 2009 NFL Draft, Britt spent extensive time training with former Denver Broncos wide receiver Rod Smith, who totaled more than 11,000 receiving yards during his career.
- When the Titans used the 30th overall selection in the 2009 NFL Draft on him, Britt became the first Rutgers player ever to be drafted in the first round.
- The son of Jack Britt and Michelle Johnson, Kenny also was influenced heavily throughout his youth by his uncle, Rev. Alex C. Britt. Kenny was heavily involved in his uncle's Newark congregation, the Church of the Living Water, and even moved in with the reverend and his wife, Donald, prior to his junior year at Rutgers.
- Britt is an avid player of the video game *Call of Duty*.

### CAREER TRANSACTIONS:

- The Bayonne (bay-OWN), N.J., native was selected by the Titans in the

first round (30th overall) of the 2009 NFL Draft.

### SEASON RECAPS:

**2012 (14/11):** Appeared in 14 games with 11 starts and tied for the team lead with four receiving touchdowns. Ranked third on the team with 45 receptions and 589 receiving yards. Was inactive for one contest at Houston and was suspended by the NFL for the season opener. Led or tied for the team lead in receptions four times in 2012 (vs. CHI, at MIA, at IND, vs. JAX). Led the team in receiving yards four times in 2012 (vs. CHI, at MIA, at IND, at GB).

- Against New England (9/9), was suspended for the game by the league.
- At San Diego (9/16), returned to the field for the first time since his knee injury and caught one pass for five yards in a limited role at receiver.
- Against Detroit (9/23), started at wide receiver and snared six receptions for 55 yards. Converted a third-and-three in the first quarter with a 17-yard grab on the left sideline.
- Against Pittsburgh (10/11), saw action as a reserve at wide receiver and caught four passes for 62 yards with a touchdown. Kept the Titans' first scoring drive alive with a 15-yard catch on third-and-three in the opening stanza. Extended the Titans' second scoring drive with a 37-yard grab on third-and-eight in the first stanza. Tied the game at 23-23 with a five-yard touchdown catch with 4:19 left to play in the fourth quarter.
- At Chicago (11/4), started at wide receiver and led the team with five receptions and 67 receiving yards. Hauled in a two-point conversion from Matt Hasselbeck in the fourth quarter.
- At Miami (11/11), started at wide receiver and tied for the team lead with two receptions for a team-best 36 receiving yards. Kept the Titans' third-quarter touchdown drive alive with a pair of conversions from Jake Locker: an eight-yard catch on third-and-three and a 28-yard reception on third-and-one.
- At Jacksonville (11/25), started at wide receiver and snared three receptions for 25 yards with a touchdown. Cut the Jaguars' lead to 21-19 with a six-yard touchdown reception in the corner of the end zone with 4:52 remaining in the game.
- Against Houston (12/2), started at wide receiver and notched two receptions for 40 yards and a touchdown. Hauled in a 34-yard touchdown strike from Jake Locker to make the score 24-10 with 1:34 left to play in the third quarter.
- At Indianapolis (12/9), started at wide receiver and led the team with eight receptions and 143 receiving yards. Helped set up the Titans' first field goal with a 46-yard reception down the right sideline. Set up the Titans' field goal just before halftime with a 46-yard catch-and-run down the left sideline.
- At Green Bay (12/23), started at wide receiver and led the team with 41 receiving yards on two receptions with a touchdown. Got open down the left sideline for a 39-yard reception in the fourth quarter. On the next play, hauled in a two-yard touchdown pass from Jake Locker.

**2011 (3/3):** Started the first three games at wide receiver and registered 17 receptions for 289 yards and three touchdowns. Was placed on injured reserve on Sept. 28, 2011 after suffering a season-ending knee injury against Denver (9/25/11). Britt's 271 receiving yards over the first two weeks of the season were the second most in franchise history through first two weeks, behind only Charley Hennigan, who had 347 in 1962.

- At Jacksonville (9/11), started at wide receiver and led the team with 136 receiving yards on five receptions, including two touchdowns catches. Hauled in a shovel pass from Matt Hasselbeck and raced 80 yards for a touchdown in the third quarter. Snared a 25-yard reception along the left sideline in the fourth quarter. Pulled the Titans within two points at 16-14 with an acrobatic two-yard touchdown catch in the left corner of the end

zone with 3:34 remaining in the fourth quarter.

- Against Baltimore (9/18), started at wide receiver and snared a career-best nine receptions for 135 yards with a touchdown. Hauled in a 37-yard completion from Matt Hasselbeck late in the opening stanza. Extended the Titans' initial scoring drive with a nine-yard reception on third-and-five in the second quarter. Kept the Titans' first touchdown drive alive with a six-yard catch on third-and-one in the second quarter. Gave the Titans a 10-7 advantage with a four-yard touchdown reception with 40 seconds remaining in the first half. Converted a key third-and-eight with a leaping 28-yard reception over the middle in the fourth quarter.

- Against Denver (9/25), started at wide receiver and snared three receptions for 18 yards before leaving the game in the second quarter with an injury.

**2010 (12/6):** Appeared in 12 games with six starts at wide receiver. Finished second on the team with 42 receptions and led the squad with 775 receiving yards and nine receiving touchdowns. Placed seventh in the NFL with an 18.5-yard receiving average. Led or tied for the team lead in receptions four times in 2010 (vs. PIT, at DAL, vs. PHI, vs. HST). Led the team in receiving yards four times in 2010 (at DAL, vs. PHI, vs. HST, at IND). A right hamstring injury suffered at San Diego (10/31) caused him to miss four games.

- Against Pittsburgh (9/19), tied for the team lead with five receptions for 41 yards and scored a two-point conversion on a catch from Kerry Collins.

- At N.Y. Giants (9/26), gave the Titans a 19-10 lead with an acrobatic 13-yard touchdown catch on third-and-seven in the third quarter.

- Against Denver (10/3), evened the score at 7-7 with an eight-yard touchdown grab on third-and-one in the second quarter.

- At Dallas (10/10), started at wide receiver and snared four receptions for 86 yards and a touchdown. Drew two pass interference penalties totaling 48 yards on the Titans' opening touchdown drive. Gave the Titans a 17-3 lead with a 12-yard touchdown grab with 12:28 remaining in the second quarter. Kickstarted a Titans' scoring drive with a 52-yard diving catch in the third quarter.

- At Jacksonville (10/18), started at wide receiver and posted two catches for 33 yards, including a touchdown catch in his fourth consecutive game. Gave the Titans an early 7-0 lead with a 23-yard, catch-and-run touchdown reception in the first quarter.

- Against Philadelphia (10/24), led the team and tied a career high with seven receptions for a career-best 225 yards and three touchdowns. The 225 receiving yards were the fifth most in franchise history and the most since Drew Bennett amassed 233 yards against Kansas City (12/13/04). Gave the Titans a 7-3 lead with a leaping, 26-yard touchdown catch in the corner of the end zone on third-and-six in the second quarter. With the Titans pinned at their own one-yard line, drew a 21-yard pass interference penalty that kickstarted a scoring drive. On the next play, hauled in a 34-yard reception down the left sideline. Extended the Titans' scoring drive in the third quarter with a six-yard reception on third-and-one. Started the Titans' fourth-quarter rally by adjusting to a Kerry Collins bomb and racing 80 yards for a touchdown that cut the Eagles lead to 19-17. Snared a 42-yard reception during a Titans' scoring drive in the fourth quarter. Extended the Titans lead to 27-19 with his third touchdown catch of the afternoon, a 16-yarder with 5:03 remaining in the fourth quarter. Joined Bill Groman (eight in 1961) and Chris Sanders (five in 1995) as the only players in franchise history to record at least one touchdown reception in five consecutive contests.

- At San Diego (10/31), left the game in the first quarter with a hamstring injury.

- Against Houston (12/19), led the team with six receptions and 128 receiving yards. Kickstarted the Titans' second touchdown drive with a 59-yard reception off a deflected pass in the first quarter.

- At Kansas City (12/26), snared four receptions for 89 yards and a touchdown. Got the Titans on the scoreboard with a 53-yard touchdown reception with 4:15 remaining in the first half.

- At Indianapolis (1/2), led the team with 85 receiving yards on five receptions with a touchdown before leaving the game in the third quarter with an injury. Converted a third-and-12 and a fourth-and-one with receptions of 22 and eight yards, respectively, during the Titans' scoring drive in the second quarter. Evened the score at 13-13 in the third quarter with a 21-yard touchdown reception.

**2009 (16/6):** In his rookie season, led the team with 701 receiving yards and finished fourth on the squad with 42 receptions. He was one of two Titans rookies in 2009 to play in all 16 games, recording six starts. Ranked

fifth in franchise rookie history in receiving yards and produced the highest receiving yardage total by a Titans rookie receiver since Chris Sanders' 823 yards in 1995. Tied for sixth in team annals in receptions by a rookie. Among the 2009 NFL rookie class, Britt was seventh in the NFL and third in the AFC in receptions, and he was fifth in the NFL and second in the AFC in receiving yards. Ranked eighth in the NFL with a 16.7-yard receiving average. Posted at least one reception in 14 of 16 games in 2009, including at least one catch in the final eight games of the season. Led the team in receiving yards six times (at PIT, at NYJ, at JAX, at HST, vs. ARI, vs. STL), and led or tied for the team lead in receptions four times (at NYJ, at JAX, at HST, vs. ARI). Registered two 100-yard receiving games (at JAX, vs. ARI).

- At Pittsburgh (9/10), saw significant action as a reserve in his first NFL contest and grabbed four receptions for a team-high 85 yards. Collected his first career NFL reception with a 15-yard catch in the second quarter. Got open down the left sideline and hauled in a 57-yard reception to set up the Titans' lone touchdown of the evening late in the second quarter.

- Against Buffalo (11/15), made his first career NFL start at wide receiver and caught two passes for 55 yards in the Titans' 41-17 win. Kickstarted the Titans' second touchdown drive with a 38-yard reception down the left sideline in the first quarter.

- At Houston (11/23), started and led the team with 42 receiving yards on four receptions with a touchdown in a 20-17 Monday Night Football victory. Registered his first career NFL touchdown reception with a 13-yard catch on third-and-three with 12:50 remaining in the second quarter.

- Against Arizona (11/29), tied a career-best with seven receptions for a career-high 128 yards, including the game-winning score in the Titans' 20-17 come-from-behind victory. Converted a fourth-and-eight with a 24-yard reception in the second quarter. Hauled in a 51-yard catch in the fourth quarter. Kept the Titans' game-winning touchdown drive alive with a 10-yard catch on fourth-and-four in the final stanza. Finally, gave the Titans a 20-17 victory with a leaping, 10-yard touchdown catch in the back of the end zone on fourth-and-goal with no time remaining in the game.

- At Indianapolis (12/6), grabbed three receptions for 46 yards and a touchdown, marking his third consecutive game with a scoring catch. Hauled in a 25-yard reception along the left sideline in the second quarter and cut the Colts lead to 21-10 with a six-yard touchdown catch with 20 seconds left to play in the first half. Returned a kickoff a season-best 56 yards in the fourth quarter.

- Against St. Louis (12/13), snared two receptions for a team-high 75 yards in the Titans' commanding 47-7 victory. Hauled in a 31-yard reception on the Titans first play from scrimmage, then caught a short pass in the left flat and turned it up-field for a 44-yard gain in the third quarter.

#### COLLEGE:

- In a three-year career at Rutgers University (34 games, 31 starts), set a Big East Conference record with 3,043 receiving yards. He additionally became Rutgers' all-time leader in career touchdown receptions (17, tied with Chris Brantley), consecutive 100-yard receiving game (five in 2008), career 100-yard receiving games (14), single-season receiving yards (1,371 in 2008) and single-season receptions (87 in 2008). His 178 career receptions ranked third in Rutgers history and fourth in Big East history. Britt's 14 career 100-yard games set a school record and tied former Pitt wide receiver Larry Fitzgerald's conference record.

- Concluded his career with a 31-game streak with at least two receptions.
- An integral player in transforming the Scarlet Knights into a national power, the team won 27 total games, including three consecutive bowl victories, during Britt's three years there.

- As a junior (2008), named Associated Press third-team All-American, All-Big East first-team selection and unanimous All-Conference media selection. Ranked second in nation in receiving yards per game (114.2) and eighth in nation in receptions per contest (7.4). Led Big East and tied Rutgers records with 87 total receptions and 1,371 receiving yards. Recorded eight 100-yard games, including school-record five consecutive 100-yard efforts.

- As a sophomore (2007), was second-team All-Big East selection after finishing second on team with 62 receptions for then-school-record (broke in 2008) 1,232 yards, an average of 19.9 yards per catch. Scored eight touchdowns.

- As a freshman (2006), played nine games, including starts in six of final seven contests, and totaled 29 receptions for 440 yards and two touchdowns. Totaled nine plays of 20 yards or longer.

- Majored in criminal justice.

**PERSONAL:**

- Married to Sabrina and splits time between Nashville and Bayonne, N.J., with his son, Aiden, and his daughter, Ava.
- At Bayonne (N.J.) High School, earned first-team All-Hudson County honors from Hudson County Interscholastic Athletic Association, the *Star-Ledger* and *Jersey Journal*. Named fifth-best overall talent in New Jersey by Rivals.com after producing 24 receptions for 462 yards and six touchdowns.
- Also participated in track and finished second in state in 50m-dash as senior.
- List of favorites: (movie) "The Bourne Ultimatum"; (TV shows) "Family Guy," "Bernie Mac" and "The Simpsons"; (music artist) Albee Al; (school subjects) math and black history; and (food) his father's lasagna.
- Born Kenneth Lawrence Britt on Sept. 19, 1988 in Bayonne, N.J.

**KENNY BRITT'S GAME-BY-GAME**

2009 Tennessee Titans										RECEIVING					KICKOFF RETURNS				
Date	Opp	W/L	P/S	No	Yds	Avg	Lg	TD	No	Yds	Avg	Lg	TD						
Sept 10	@ Pit	L	p	4	85	21.3	57	0	0	0	-	0	0						
Sept 20	Hou	L	p	2	22	11.0	13	0	0	0	-	0	0						
Sept 27	@ NYJ	L	p	4	59	14.8	27	0	0	0	-	0	0						
Oct 4	@ Jax	L	p	7	105	15.0	42	0	0	0	-	0	0						
Oct 11	Ind	L	p	2	18	9.0	11	0	0	0	-	0	0						
Oct 18	@ NE	L	p	0	0	-	0	0	0	0	-	0	0						
Nov 1	Jax	W	p	1	7	7.0	7	0	0	0	-	0	0						
Nov 8	@ SF	W	p	0	0	-	0	0	0	0	-	0	0						
Nov 15	Buf	W	S	2	55	27.5	38	0	0	0	-	0	0						
Nov 23	@ Hou	W	S	4	42	10.5	16	1	0	0	-	0	0						
Nov 29	Ari	W	S	7	128	18.3	51	1	2	58	29.0	35	0						
Dec 6	@ Ind	L	S	3	46	15.3	25	1	5	175	35.0	56	0						
Dec 13	StL	W	S	2	75	37.5	44	0	2	49	24.5	37	0						
Dec 20	Mia	W	S	2	32	16.0	19	0	4	72	18.0	56	0						
Dec 25	SD	L	p	1	13	13.0	13	0	7	96	13.7	29	0						
Jan 3	@ Sea	W	p	1	14	14.0	14	0	4	73	18.3	24	0						
<b>Totals</b>		<b>8-8</b>	<b>16/6</b>	<b>42</b>	<b>701</b>	<b>16.7</b>	<b>57</b>	<b>3</b>	<b>24</b>	<b>523</b>	<b>21.8</b>	<b>56</b>	<b>0</b>						

2010 Tennessee Titans										RECEIVING					KICKOFF RETURNS				
Date	Opp	W/L	P/S	No	Yds	Avg	Lg	TD	No	Yds	Avg	Lg	TD						
Sept 12	Oak	W	p	0	0	-	0	0	0	0	-	0	0						
Sept 19	Pit	L	p	5	41	8.2	11	0	0	0	-	0	0						
Sept 26	@ NYG	W	p	2	26	13.0	13t	1	0	0	-	0	0						
Oct 3	Den	L	p	3	23	7.7	8t	1	0	0	-	0	0						
Oct 10	@ Dal	W	S	4	86	21.5	52	1	0	0	-	0	0						
Oct 18	@ Jax	W	S	2	33	16.5	23t	1	0	0	-	0	0						
Oct 24	Phi	W	p	7	225	32.1	80t	3	0	0	-	0	0						
Oct 31	@ SD	L	S	0	0	-	0	0	0	0	-	0	0						
Nov 14	@ Mia	L	IA																
Nov 21	Was	L	IA																
Nov 28	@ Hou	L	IA																
Dec 5	Jax	L	IA																
Dec 9	Ind	L	p	4	39	9.8	18	0	0	0	-	0	0						
Dec 19	Hou	W	S	6	128	21.3	59	0	0	0	-	0	0						
Dec 26	@ KC	L	S	4	89	22.3	53t	1	0	0	-	0	0						
Jan 2	@ Ind	L	S	5	85	17.0	22	1	0	0	-	0	0						
<b>Totals</b>		<b>6-10</b>	<b>12/6</b>	<b>42</b>	<b>775</b>	<b>18.5</b>	<b>80t</b>	<b>9</b>	<b>0</b>	<b>0</b>	<b>-</b>	<b>0</b>	<b>0</b>						

2011 Tennessee Titans										RECEIVING					KICKOFF RETURNS				
Date	Opp	W/L	P/S	No	Yds	Avg	Lg	TD	No	Yds	Avg	Lg	TD						
Sept 11	@ Jax	L	S	5	136	27.2	80t	2	0	0	-	0	0						
Sept 18	Bal	W	S	9	135	15.0	37	1	0	0	-	0	0						
Sept 25	Den	W	S	3	18	6.0	13	0	0	0	-	0	0						
Oct 2	@ Cle																		
Oct 9	@ Pit																		
Oct 23	Hou																		
Oct 30	Ind																		
Nov 6	Cin																		
Nov 13	@ Car																		
Nov 20	@ Atl																		
Nov 27	TB																		
Dec 4	@ Buf																		
Dec 11	NO																		
Dec 18	@ Ind																		
Dec 24	Jax																		
Jan 1	@ Hou																		
<b>Totals</b>		<b>2-1</b>	<b>3/3</b>	<b>17</b>	<b>289</b>	<b>17.0</b>	<b>80t</b>	<b>3</b>	<b>0</b>	<b>0</b>	<b>-</b>	<b>0</b>	<b>0</b>						

2012 Tennessee Titans										RECEIVING					KICKOFF RETURNS				
Date	Opp	W/L	P/S	No	Yds	Avg	Lg	TD	No	Yds	Avg	Lg	TD						
Sept 9	NE	L	SUS																
Sept 16	@ SD	L	p	1	5	5.0	5	0	0	0	-	0	0						
Sept 23	Det	W	S	6	55	9.2	17	0	0	0	-	0	0						
Sept 30	@ Hou	L	IA																
Oct 7	@ Min	L	p	2	23	11.5	17	0	0	0	-	0	0						
Oct 11	Pit	W	p	4	62	15.5	37	1	0	0	-	0	0						
Oct 21	@ Buf	W	S	4	30	7.5	16	0	0	0	-	0	0						
Oct 28	Ind	L	S	3	34	11.3	17	0	0	0	-	0	0						
Nov 4	Chi	L	S	5	67	13.4	23	0	0	0	-	0	0						
Nov 11	@ Mia	W	S	2	36	18.0	28	0	0	0	-	0	0						
Nov 25	@ Jax	L	S	3	25	8.3	12	1	0	0	-	0	0						
Dec 2	Hou	L	S	2	40	20.0	34t	1	0	0	-	0	0						
Dec 9	@ Ind	L	S	8	143	17.9	46	0	0	0	-	0	0						
Dec 17	NYJ	W	S	1	7	7.0	7	0	0	0	-	0	0						
Dec 23	@ GB	L	S	2	41	20.5	39	1	0	0	-	0	0						
Dec 30	Jax	W	S	2	21	10.5	11	0	0	0	-	0	0						
<b>Totals</b>		<b>6-10</b>	<b>14/11</b>	<b>45</b>	<b>589</b>	<b>13.1</b>	<b>46</b>	<b>4</b>	<b>0</b>	<b>0</b>	<b>-</b>	<b>0</b>	<b>0</b>						

## KENNY BRITT'S NFL STATISTICS

REGULAR SEASON				RECEIVING					RUSHING					KICKOFF RETURNS				
Year	Team	GP	GS	No	Yds	Avg	Lg	TD	Att	Yds	Avg	Lg	TD	No	Yds	Avg	LG	TD
2009	Tennessee	16	6	42	701	16.7	57	3	0	0	-	-	0	24	523	21.8	56	0
2010	Tennessee	12	6	42	775	18.5	80t	9	0	0	-	-	0	0	0	-	-	0
2011	Tennessee	3	3	17	289	17.0	80t	3	0	0	-	-	0	0	0	-	-	0
2012	Tennessee	14	11	45	589	13.1	46	4	0	0	-	-	0	0	0	-	-	0
<b>NFL Totals</b>		<b>45</b>	<b>26</b>	<b>146</b>	<b>2,354</b>	<b>16.1</b>	<b>80t</b>	<b>19</b>	<b>0</b>	<b>0</b>	<b>-</b>	<b>-</b>	<b>0</b>	<b>24</b>	<b>523</b>	<b>21.8</b>	<b>56</b>	<b>0</b>

### Single-Game Highs

Receptions - 9 vs. Baltimore (9/18/11)  
 Receiving Yards - 225 vs. Philadelphia (10/24/10)  
 Long Reception - 80t (twice, last at Jacksonville 9/11/11)  
 Receiving Touchdowns - 3 vs. Philadelphia (10/24/10)  
 Kickoff Returns - 7 vs. San Diego (12/25/09)  
 Kickoff Return Yards - 175 at Indianapolis (12/6/09)  
 Long Kickoff Return - 56 (twice, last vs. Miami 12/20/09)

### Additional Statistics

Tackles - 2 (2010), 1 (2011), 3 (2012)  
 Two-Point Conversions - 2 - Pass from Kerry Collins vs. Pittsburgh (9/19/10); Pass from Matt Hasselbeck vs. Chicago (11/4/12)

55



## ZACH BROWN

*LINEBACKER • 6'1" • 248 lbs • COLLEGE: NORTH CAROLINA*  
*ACQUIRED: 2ND ROUND - 2012 • NFL EXPERIENCE: 2/2*  
*HOMETOWN: ESTILL, S.C.*  
*GAMES PLAYED/GAMES STARTED: 16/13 (PLAYOFFS: 0/0)*



**PRO:** The Titans acquired former North Carolina Tar Heels linebacker Zach Brown in the second round of the 2012 NFL Draft. Brown's speed and athleticism allow him to chase the ball from sideline to sideline and be disruptive against the run and the pass. As a rookie, he made an immediate impact, starting 13 games at weakside linebacker and contributing 93 tackles, 5.5 sacks and three interceptions and two touchdowns.

#### CAREER HIGHLIGHTS:

- As a rookie in 2012, Brown tied for third on the squad with 93 tackles and added 5.5 sacks and three interceptions. He was the only NFL rookie to finish among the top five rookies in both interceptions (tied for fourth) and sacks (tied for fifth).
- Against the Jaguars in the season finale of his rookie season (12/30/12), Brown tallied five tackles, two interception returns for touchdowns (79 and 30 yards) and a sack. He tied the NFL record (reached several times) for interception return touchdowns in a game, and he became the third player in franchise history to accomplish the feat, joining Miller Farr (Dec. 7, 1968) and Ken Houston (Dec. 19, 1971).
- As a senior at North Carolina, Brown was a Butkus Award semifinalist and earned All-Atlantic Coast Conference first-team honors, as he led the team with a career-high 105 tackles. He also ranked second on the squad with 5.5 sacks and 13.5 stops for loss.

#### TITANS TIDBITS:

- At the 2012 NFL Scouting Combine, Brown showed his speed and athleticism by posting times of 1.52 seconds in the 10-yard dash, 2.55 in the 20 and 4.44 in the 40-yard dash. He again performed the drills in front of teams at North Carolina's pro day. The linebacker was timed at 4.37 seconds in the 40-yard dash and also improved his vertical jump, producing a 35-inch leap on campus after coming up with a 33 1/2 inch jump at the Combine.
- As a sophomore at North Carolina, Brown set the Tar Heels school record in the indoor 60-meter dash with a time of 6.72 seconds.
- Since his childhood, Brown has always been interested in deep sea creatures. Eventually, he would like to have a huge circular fish tank in his home with a few small sharks.
- Brown was a unique athlete in high school. He was a state champion wrestler and a two-time state champion sprinter in Maryland. As a senior, he posted a 29-0 record on the wrestling mat, recording 17 pins and five technical falls. He also captured the state class 3-A title in the 100-meter dash (10.67 seconds) and 200-meter dash (21.52), becoming the first player in school history to win a state title in track.

#### CAREER TRANSACTIONS:

- The Columbia, Md., native was selected by the Titans in the second round (52nd overall) of the 2012 NFL Draft.

#### SEASON RECAPS:

**2012 (16/13):** Appeared in all 16 games with 13 starts as a rookie and tied for third on the team with 93 tackles. Ranked fourth on the team with 5.5 sacks and finished third on the squad with three interceptions, including two returned for touchdowns. Also posted six tackles for loss, six passes defended, two fumble recoveries, two quarterback pressures and a forced fumble. Led or tied for the team lead in tackles three times (vs. CHI, at JAX, vs. NYJ). Led or tied for the team lead in sacks three times (at SD, at JAX, vs. NYJ). Saw action in his first career NFL game against New England (9/9/12). Made his first career NFL start and posted his first career NFL sack at San Diego (9/16/12). Registered his first career interception when he picked off Ryan Tannehill at Miami (11/11/12).

- Against New England (9/9), made his NFL debut as a reserve at linebacker and on special teams. Collected two tackles on defense, including a stop for loss. Stuffed Brandon Bolden for a two-yard loss on a rush off left end late in the fourth quarter.

- At San Diego (9/16), made his first career NFL start at linebacker and totaled 10 tackles, a sack and a forced fumble. Dropped Philip Rivers for a five-yard sack and forced a fumble that was recovered by the Chargers early in the third quarter.

- At Minnesota (10/7), totaled seven tackles. Stuffed Adrian Peterson for a one-yard loss on the rush up the middle in the second quarter.

- Against Pittsburgh (10/11), posted four tackles and a pass defended. Combined with Jason McCourty to stop Antonio Brown for a one-yard loss on a short pass in the second quarter. Broke up a pass intended for Heath Miller in the end zone early in the fourth quarter.

- At Chicago (11/4), led the team with a season-high 11 tackles, including two stops for loss and a fumble recovery. Combined with Akeem Ayers to stuff Michael Bush for no gain on a rush off left tackle in the opening stanza. Halted Matt Forte for no gain on a rush off left guard in the second quarter. Recovered a Jay Cutler fumble and returned it six yards after a Jurrell Casey strip-sack in the second quarter. Stonewalled Bush for a three-yard loss on a rush off left tackle in the final stanza. Stuffed Armando Allen for a seven-yard loss on a rush off left end in the fourth quarter.

- At Miami (11/11), recorded six tackles and his first career interception. Picked off a Ryan Tannehill pass intended for Jabar Gaffney and returned the interception 47 yards in the fourth quarter.

- At Jacksonville (11/25), led the team with nine tackles and two sacks. Dropped Chad Henne for a two-yard sack early in the first quarter. Ended a Jaguars' drive by teaming with Kamerion Wimbley to sack Henne for a nine-yard loss on third-and-four in the third stanza.

- Against N.Y. Jets (12/17), tied for the team lead with eight tackles, including a career-best two sacks, a tackle for loss and a fumble recovery. Stuffed Shonn Greene for a three-yard loss on a short pass in the second quarter. Dropped Tim Tebow for a two-yard sack in the second stanza. Halted a Jets' drive by sacking Sanchez for a seven-yard loss on third-and-five in the third quarter. Sealed the game by recovering a botched snap late in the fourth quarter.

- Against Jacksonville (12/30), started at linebacker and recorded five tackles, two interception returns for touchdowns, a sack and three total passes defended. Teamed with Jurrell Casey to stuff Keith Toston for no gain on a rush off left guard in the first quarter. Ended a Jaguars' drive by breaking up a third-and-six pass intended for Justin Blackmon in the second quarter. Evened the score at 14-14 by stepping in front of a pass intended for Mercedes Lewis and sprinting for a 79-yard interception return for a touchdown with 1:48 left to play in the second quarter. Gave the Titans a 35-14 lead by securing a tipped pass by Tommie Campbell and racing 30 yards for a touchdown with 12:03 remaining in the third quarter. Dropped Chad Henne for an eight-yard sack in the final quarter.

#### COLLEGE:

- Started 23 of 47 games at North Carolina, including 11 starts at weakside outside linebacker and 12 starts at the strongside spot. Recorded 230 tackles with 5.5 sacks for minus 37 yards, 19 stops for losses of 64 yards and six quarterback pressures. Also caused three fumbles, posted a fumble recovery, deflected four passes and intercepted seven others for 137 yards in returns (19.57 avg). His 70-yard interception return against Virginia in 2010 ranked as the 11th-longest interception runback in school history.

- As a senior (2011), the Butkus Award semi-finalist was named All-Atlantic Coast Conference by the Atlantic Coast Sports Media Association. Was

named All-American honorable mention by The NFL Draft Report and was the recipient of the 2011 Elite Linebacker Trophy from the College Football Performance Awards. Named the Tar Heels Most Valuable Player after starting 12 games at strongside outside linebacker. Led the team with 105 tackles, ranked second on the squad with 5.5 sacks for minus 37 yards and 13.5 stops for losses of 49 yards. Added six quarterback pressures, three forced fumbles, a fumble recovery, four passes defended and three interceptions for 24 yards in returns. Finished seventh in the ACC with an average of 1.04 tackles-for-loss, ninth with 8.08 tackles per game and 10th with 0.42 sacks each contest. Recorded at least 10 tackles in five games, including his final three contests.

- As a junior (2010), played in all 13 games with five starts and finished second on the team with 72 tackles that included 1.5 stops for minus four yards and a trio of interceptions for 113 yards in returns (37.7 avg). Earned enough points to be named a special teams captain (Carolina awards points throughout the year on special teams and the player with the most points are named captains).
- As a sophomore (2009), started the first six games at weakside outside linebacker after playing primarily on special teams as a freshman. Finished the season with 47 tackles, including four for losses of 11 yards.
- As a true freshman (2008), played on special teams and as a reserve linebacker, recording six tackles.
- Was an African-American studies major at North Carolina.

**PERSONAL:**

- Single, and resides in Columbia, Md.
- In 2007, attended Hargrave (Chatham, Va.) Military Academy prior to enrolling at the University of North Carolina. Played outside linebacker for renowned head coach Robert Prunty. Rivals.com regarded the four-star prospect as the 12th-best prep school player in the country and Scout.com also awarded him a four-star rating and ranked him among the nation's Top 10 linebacker recruits.

- Attended Wilde Lake High School in Columbia, Md., playing football for head coach Doug Duvall. The standout 210-pound tailback and weakside outside linebacker was an All-Howard County selection as a senior, as he rushed for 1,537 yards and 20 touchdowns and collected over 90 solo tackles.

- Also starred in wrestling and track. During his 29-0 record on the wrestling mat, he recorded 17 pins and five technical falls. Captured the state class 3-A title in the 100-meter dash (10.67 seconds) and 200-meter dash (21.52), becoming the first player in school history to win a state title in track.

- List of favorites: (movie) "The Wood"; (TV show) "Family Guy"; (music artist) T.I.; (school subject) math; (car) Audi; (restaurant) Outback Steakhouse; and (sports team other than the Titans) Boston Red Sox and N.Y. Knicks.

- Follow Brown on Twitter at @ZachBrown\_55.

- Born Zachery Vinzale Brown on Oct. 23, 1989 in Beaufort, S.C.

**ZACH BROWN'S GAME-BY-GAME**

2012 Tennessee Titans

Date	Opp	W/L	P/S	Tot	Solo	Asst	Sk	- Yds	QBP	TFL	Int-	Yds	TD	PD	FF	FR-	Yds	SpT		
Sept 9	NE	L	p	2	2	0	0.0	0.0	0	1	0	0	0	0	0	0	0	0		
Sept 16	@ SD	L	S	10	6	4	1.0	5.0	0	0	0	0	0	0	1	0	0	0		
Sept 23	Det	W	S	2	2	0	0.0	0.0	0	0	0	0	0	0	0	0	0	1		
Sept 30	@ Hou	L	S	4	2	2	0.0	0.0	0	0	0	0	0	0	0	0	0	0		
Oct 7	@ Min	L	S	7	5	2	0.0	0.0	0	0	0	0	0	0	0	0	0	0		
Oct 11	Pit	W	S	4	3	1	0.0	0.0	0	0	0	0	0	1	0	0	0	0		
Oct 21	@ Buf	W	p	3	2	1	0.0	0.0	0	1	0	0	0	0	0	0	0	0		
Oct 28	Ind	L	S	4	4	0	0.0	0.0	1	1	0	0	0	0	0	0	0	0		
Nov 4	Chi	L	p	11	9	2	0.0	0.0	0	2	0	0	0	0	0	1	6	0		
Nov 11	@ Mia	W	S	6	5	1	0.0	0.0	0	0	1	47	0	1	0	0	0	0		
Nov 25	@ Jax	L	S	9	5	4	1.5	6.5	0	0	0	0	0	0	0	0	0	0		
Dec 2	Hou	L	S	5	4	1	0.0	0.0	0	0	0	0	0	0	0	0	0	0		
Dec 9	@ Ind	L	S	4	4	0	0.0	0.0	1	0	0	0	0	1	0	0	0	0		
Dec 17	NYJ	W	S	8	7	1	2.0	9.0	0	1	0	0	0	0	0	1	0	0		
Dec 23	@ GB	L	S	9	8	1	0.0	0.0	0	0	0	0	0	0	0	0	0	0		
Dec 30	Jax	W	S	5	3	2	1.0	8.0	0	0	2	109	2	3	0	0	0	0		
Totals				6-10	16/13	93	70	23	5.5	28.5	2	6	3	156	2	6	1	2	6	1

**ZACH BROWN'S NFL STATISTICS**

REGULAR SEASON			TACKLES						INTERCEPTIONS						FUMBLES				
Year	Team	GP	GS	Tot	Solo	Asst	Sk	Yds	QBP	TFL	No	Yds	Lg	TD	PD	FF	FR	Yds	SpT
2012	Tennessee	16	13	93	70	23	5.5	28.5	2	6	3	156	79t	2	6	1	2	6	1
<b>NFL Totals</b>		<b>16</b>	<b>13</b>	<b>93</b>	<b>70</b>	<b>23</b>	<b>5.5</b>	<b>28.5</b>	<b>2</b>	<b>6</b>	<b>3</b>	<b>156</b>	<b>79t</b>	<b>2</b>	<b>6</b>	<b>1</b>	<b>2</b>	<b>6</b>	<b>1</b>

**Single-Game Highs**

- Tackles - 11 vs. Chicago (11/4/12)
- Sacks - 2 vs. N.Y. Jets (12/17/12)
- Tackles for Loss - 2 vs. Chicago (11/4/12)
- Forced Fumbles - 1 at San Diego (9/16/12)
- Fumble Recovery - 1 (Twice, last vs. N.Y. Jets 12/17/12)

Interceptions- 2 vs. Jacksonville (12/30/12)

**Additional Statistics**

Touchdowns - 2 (79-yard interception return vs. Jacksonville, 30-yard interception return vs. Jacksonville 12/30/12)

37



## TOMMIE CAMPBELL

CORNERBACK • 6'3" • 198 lbs • COLLEGE: CALIFORNIA (PA.)  
 ACQUIRED: 7TH ROUND - 2011 • NFL EXP. (NFL/TITANS): 3/3  
 HOMETOWN: ALIQUIPPA, PA.  
 GAMES PLAYED/GAMES STARTED: 29/0 (PLAYOFFS: 0/0)



**PRO:** Tommie Campbell is a big, athletic cornerback that displays the speed and physical attributes necessary to compete at the pro level. The 6-foot-3-inch, 205-pounder excelled on special teams in his first two NFL seasons, amassing 17 tackles and returning a pair of kicks for touchdowns, an 84-yard kickoff return and a 65-yard punt return. He also brings a physical presence to the cornerback position having played linebacker and safety earlier in his collegiate career.

### CAREER HIGHLIGHTS:

- In 2012, Campbell saw action in 14 games primarily on special teams and tied for fourth on the team with nine special teams tackles.
- As a rookie in 2011, Campbell appeared in 15 games and tied for third on the team with eight special teams tackles.
- Campbell has proven to be a dynamic return man on special teams in his first two NFL campaigns. He posted his first career NFL touchdown with an 84-yard kickoff return against Tampa Bay (11/27/11) when he took a handoff from Marc Mariani on a reverse and raced 84 yards down the right sideline for the score. In 2012, he hauled in a lateral from Darius Reynaud and returned a punt 65 yards for a touchdown against Detroit (9/23/12).
- At the Cactus Bowl All-Star Game after his senior season, Campbell was easily the fastest player in attendance posting 40 yard-dash times of 4.31 and 4.33 seconds.

### TITANS TIDBITS:

- Prior to enrolling at California (Pa.) in 2010, Campbell held a full-time job as a janitor for six months at Pittsburgh International Airport.
- Campbell comes from a storied prep football program at Aliquippa High School. Former All-Pro cornerback Ty Law and Pro Football Hall of Famer Mike Ditka both attended the school, and Campbell played alongside current N.Y. Jets Pro Bowl cornerback Darrelle Revis.
- Campbell captured the Pennsylvania state title in the 100 meters (10.65) as a senior, becoming the first Aliquippa athlete to win a PIAA title in a running event. He also anchored Aliquippa's gold-medal winning 400-meter relay team (42.63) and was the state runner-up in the 200 meters.

### CAREER TRANSACTIONS:

- The Aliquippa, Pa., native was selected by the Titans with their second pick in the seventh round (251st overall) of the 2011 NFL Draft.

### SEASON RECAPS:

- 2012 (14/0):** Saw action in 14 games primarily on special teams and tied for fourth on the team with nine special teams tackles. Registered six tackles and a pass defended in limited play on defense. Was inactive for two games. Scored his second career touchdown after hauling in a lateral from Darius Reynaud and returning a punt 65 yards for a touchdown against Detroit (9/23/12). Led or tied for the team lead in special teams tackles three times in 2012 (vs. NE, at SD, at MIN).
- Against New England (9/9), led the team with three special teams tackles on coverage units.
  - Against Detroit (9/23), played as a reserve on special teams. Hauled in a lateral from Darius Reynaud and returned a punt 65 yards for a touchdown with 33 seconds remaining in the first quarter.
  - At Houston (9/30), saw action as a reserve on special teams. Recovered a Darius Reynaud fumble on a punt return in the second quarter.
  - At Miami (11/11), played as a reserve on special teams and collected a solo stop on coverage units. Saw limited action at cornerback late in the fourth quarter and recorded his first career tackle on defense.
  - Against Jacksonville (12/30), saw significant action as a reserve at cornerback and recorded five solo tackles and a pass defended.

Registered two special teams tackles on coverage units. Helped give the Titans a 35-14 lead by tipping a pass that was then intercepted by Zach Brown and returned 30 yards for a touchdown with 12:03 remaining in the third quarter.

- 2011 (15/0):** As a rookie, played in 15 games primarily on special teams and tied for third on the team with eight special teams tackles. Tied for the team lead in special teams tackles three times in 2011 (vs. DEN, vs. IND, at ATL). Registered his first career NFL touchdown with an 84-yard kickoff return for a score against Tampa Bay (11/27/11). Was inactive at Buffalo (12/4).
- At Jacksonville (9/11), saw action as a reserve on special teams in his first career NFL contest and posted a special teams tackle. Halted Cecil Shorts for a one-yard loss on a punt return in the first quarter. Raced down the field and caught a Brett Kern punt, downing it at the Jaguars' seven-yard line.
  - Against Indianapolis (10/30), tied for the team lead with three special teams tackles. Forced a Joe Lefeged fumble on the opening kickoff of the game but the loose ball was recovered by the Colts.
  - Against Tampa Bay (11/27), saw action on special teams and scored a touchdown on a kickoff return before leaving the game late in the first quarter with an injury. Took a handoff from Marc Mariani on a kickoff return and raced 84 yards down the right sideline for a touchdown with 7:47 remaining in the first quarter.

### COLLEGE:

- Campbell played 42 career collegiate games with three different schools. He spent his first two seasons at the University of Pittsburgh, playing in 22 games with six starts. After leaving the Panthers program, he transferred to Edinboro for the 2007 campaign. Campbell was out of school for two and a half years before enrolling at California (Pa.) for his final season of eligibility in 2010.
- As a senior (2010), appeared in all 12 games with four starts as a cornerback at California (Pa.), posting 29 tackles and two interceptions. Selected to Eastham Energy All-Star Game and Cactus Bowl.
- As a junior (2007), played in eight games with four starts at strong safety at Edinboro. Totaled 27 tackles (19 solo), 1.5 tackles for loss and a six-yard sack. Recorded five passes defended and two forced fumbles.
- As a sophomore (2006), made a successful transition from defensive back to WILL linebacker during the spring at Pittsburgh. Played in 11 games with six starts at linebacker and tallied 49 tackles, four tackles for losses of 27 yards, an interception that was returned 61 yards, three passes defended and a fumble recovery. Played alongside former Washington Redskins linebacker H.B. Blades and current Jacksonville Jaguars linebacker Clint Session.
- As a freshman (2005), played in all 11 games at Pittsburgh as a reserve strong safety as a true freshman, largely in special teams capacities. Collected five tackles on the season.

### PERSONAL:

- Single and splits time between Nashville and Aliquippa, Pa.
- A multi-faceted athlete who was named to The Associated Press Pennsylvania Class AA All-State Team (first team) in the "specialist" category. Led Aliquippa with 26 catches for 502 yards (19.3 avg.) and eight touchdowns as a senior. At safety compiled 74 tackles and four interceptions, returning one for a touchdown. Set an Aliquippa record with a 99-yard punt return for a touchdown (against Quaker Valley).
- Named Pittsburgh Post-Gazette "Fabulous 22," Pittsburgh Tribune-Review "Terrific 25," Pittsburgh Tribune-Review All-Class AA, Harrisburg



Patriot-News "Platinum 33," Beaver County Times Male Athlete of the Year (2004-05), first team All-Midwestern Conference on both sides of the ball and Midwestern Conference's Co-Most Valuable Player.

- Led Aliquippa to a 26-2 record (.929) in his two years as a starter. As a senior, the Quips went 12-1, earning a berth in the WPIAL Class AA title game. His junior season Aliquippa went 14-1, winning both the Pennsylvania Class AA championship and the WPIAL Class AA title. Selected to play in the prestigious Big 33 Football Classic.
- Was a track standout who helped Aliquippa to the 2005 PIAA Class AA championship. Captured the state title in the 100 meters (10.65), becoming the first Aliquippa athlete to win a PIAA title in a running event. Also anchored Aliquippa's gold-medal winning 400-meter relay team (42.63) and was the state runner-up in the 200 meters.
- Was part of three record-breaking performances at the 2005 WPIAL Class AA track and field championships. Won the 100 (10.69) and 200 meters (22.13) in meet-record times. Anchored the 400-meter relay team that set a WPIAL Class AA championship record by finishing in 42.75.

- Also lettered in basketball and baseball.
- Born Tommie James Campbell on Sept. 19, 1987 in Aliquippa, Pa.

### TOMMIE CAMPBELL'S GAME-BY-GAME

2011 Tennessee Titans

Date	Opp	W/L	P/S	Tot	Solo	Asst	Sk	- Yds	QBP	TFL	Int	- Yds	-TD	PD	FF	FR	- Yds	SpT	
Sept 11	@ Jax	L	p	0	0	0	0.0	0.0	0	0	0	0	0	0	0	0	0	0	1
Sept 18	Bal	W	p	0	0	0	0.0	0.0	0	0	0	0	0	0	0	0	0	0	0
Sept 25	Den	W	p	0	0	0	0.0	0.0	0	0	0	0	0	0	0	0	0	0	1
Oct 2	@ Cle	W	p	0	0	0	0.0	0.0	0	0	0	0	0	0	0	0	0	0	1
Oct 9	@ Pit	L	p	0	0	0	0.0	0.0	0	0	0	0	0	0	0	0	0	0	0
Oct 23	Hou	L	p	0	0	0	0.0	0.0	0	0	0	0	0	0	0	0	0	0	0
Oct 30	Ind	W	p	0	0	0	0.0	0.0	0	0	0	0	0	0	0	0	0	0	3
Nov 6	Cin	L	p	0	0	0	0.0	0.0	0	0	0	0	0	0	0	0	0	0	1
Nov 13	@ Car	W	p	0	0	0	0.0	0.0	0	0	0	0	0	0	0	0	0	0	0
Nov 20	@ Atl	L	p	0	0	0	0.0	0.0	0	0	0	0	0	0	0	0	0	0	1
Nov 27	TB	W	p	0	0	0	0.0	0.0	0	0	0	0	0	0	0	0	0	0	0
Dec 4	@ Buf	W	IA																
Dec 11	NO	L	p	0	0	0	0.0	0.0	0	0	0	0	0	0	0	0	0	0	0
Dec 18	@ Ind	L	p	0	0	0	0.0	0.0	0	0	0	0	0	0	0	0	0	0	0
Dec 24	Jax	W	p	0	0	0	0.0	0.0	0	0	0	0	0	0	0	0	0	0	0
Jan 1	@ Hou	W	p	0	0	0	0.0	0.0	0	0	0	0	0	0	0	0	0	0	0
<b>Totals</b>				<b>9-7</b>	<b>15/0</b>	<b>0</b>	<b>0</b>	<b>0</b>	<b>0.0</b>	<b>0.0</b>	<b>0</b>	<b>0</b>	<b>0</b>	<b>0</b>	<b>0</b>	<b>0</b>	<b>0</b>	<b>0</b>	<b>8</b>

2012 Tennessee Titans

Date	Opp	W/L	P/S	Tot	Solo	Asst	Sk	- Yds	QBP	TFL	Int	- Yds	-TD	PD	FF	FR	- Yds	SpT	
Sept 9	NE	L	p	0	0	0	0.0	0.0	0	0	0	0	0	0	0	0	0	0	3
Sept 16	@ SD	L	p	0	0	0	0.0	0.0	0	0	0	0	0	0	0	0	0	0	1
Sept 23	Det	W	p	0	0	0	0.0	0.0	0	0	0	0	0	0	0	0	0	0	0
Sept 30	@ Hou	L	p	0	0	0	0.0	0.0	0	0	0	0	0	0	0	0	0	0	0
Oct 7	@ Min	L	p	0	0	0	0.0	0.0	0	0	0	0	0	0	0	0	0	0	1
Oct 11	Pit	W	p	0	0	0	0.0	0.0	0	0	0	0	0	0	0	0	0	0	1
Oct 21	@ Buf	W	IA																
Oct 28	Ind	L	IA																
Nov 4	Chi	L	p	0	0	0	0.0	0.0	0	0	0	0	0	0	0	0	0	0	0
Nov 11	@ Mia	W	p	1	1	0	0.0	0.0	0	0	0	0	0	0	0	0	0	0	1
Nov 25	@ Jax	L	p	0	0	0	0.0	0.0	0	0	0	0	0	0	0	0	0	0	0
Dec 2	Hou	L	p	0	0	0	0.0	0.0	0	0	0	0	0	0	0	0	0	0	0
Dec 9	@ Ind	L	p	0	0	0	0.0	0.0	0	0	0	0	0	0	0	0	0	0	0
Dec 17	NYJ	W	p	0	0	0	0.0	0.0	0	0	0	0	0	0	0	0	0	0	0
Dec 23	@ GB	L	p	0	0	0	0.0	0.0	0	0	0	0	0	0	0	0	0	0	0
Dec 30	Jax	W	p	5	5	0	0.0	0.0	0	0	0	0	0	0	1	0	0	0	2
<b>Totals</b>				<b>6-10</b>	<b>14/0</b>	<b>6</b>	<b>6</b>	<b>0</b>	<b>0.0</b>	<b>0.0</b>	<b>0</b>	<b>0</b>	<b>0</b>	<b>0</b>	<b>0</b>	<b>1</b>	<b>0</b>	<b>0</b>	<b>9</b>

### TOMMIE CAMPBELL'S NFL STATISTICS

REGULAR SEASON

Year	Team	GP	GS	TACKLES				QBP	TFL	INTERCEPTIONS				FUMBLES						
				Tot	Solo	Asst	Sk			Yds	No	Yds	Lg	TD	PD	FF	FR	Yds	SpT	
2011	Tennessee	15	0	0	0	0	0.0	0.0	0	0	0	0	0	0	0	0	0	0	0	8
2012	Tennessee	14	0	6	6	0	0.0	0.0	0	0	0	0	0	1	0	0	0	0	0	9
<b>NFL Totals</b>		<b>29</b>	<b>0</b>	<b>6</b>	<b>6</b>	<b>0</b>	<b>0.0</b>	<b>0.0</b>	<b>0</b>	<b>0</b>	<b>0</b>	<b>0</b>	<b>0</b>	<b>1</b>	<b>0</b>	<b>0</b>	<b>0</b>	<b>0</b>	<b>0</b>	<b>17</b>

Single-Game Highs

Tackles - 5 vs. Jacksonville (12/30/12)  
 Passes Defensed - 1 vs. Jacksonville (12/30/12)  
 Special Teams Tackles - 3 (Twice, last vs. New England (9/9/12))

Additional Statistics

Touchdowns - 2 (84-yard kickoff return vs. Tampa Bay 11/27/11; 65-yard punt return vs. Detroit 9/23/12)  
 Fumble Recovery on Special Teams - 1 at Houston (9/30/12)





## JURRELL CASEY

*DEFENSIVE TACKLE • 6'1" • 305 lbs • COLLEGE: SOUTHERN CAL  
ACQUIRED: 3RD ROUND - 2011 • NFL EXP. (NFL/TITANS): 3/3  
HOMETOWN: LONG BEACH, CALIF.  
GAMES PLAYED/GAMES STARTED: 32/31 (PLAYOFFS: 0/0)*



**PRO:** The Titans used their third-round pick in the 2011 NFL Draft on University of Southern California defensive tackle Jurrell Casey, helping to fulfill the team's commitment to get larger on the defensive front seven. The pick provided immediate dividends, as Casey started 15 games as a rookie and led the team's defensive linemen with 74 tackles. In his second season, the wide, run-stuffing force continued to secure his spot as one of the anchors of a young Titans defense, leading the defensive line for the second consecutive season with 80 tackles.

#### CAREER HIGHLIGHTS:

- In 2012, he notched 80 tackles to lead the defensive line and added three sacks.
- As a rookie in 2011, Casey recorded 74 tackles, which led the team's defensive linemen, and tied for second on the defense with five tackles for loss.
- Casey totaled nine sacks and 22 tackles for loss during his three seasons at Southern California. In 2010, Casey's junior year, he was named first-team All-Pac-10.

#### TITANS TIDBITS:

- Family members, friends and teammates call him "Tut-Tut," a nickname he earned from his aunt as a small child because she said he walked like a turtle.
- Casey has nine brothers and sisters.
- When he was in high school, his older brother, Jurray, was convicted of first-degree murder. Despite the turmoil it caused, Jurrell credits his brother for helping him re-focus on becoming a better football player and student.
- Casey calls his mother, Collette Burns, a cafeteria worker in the Long Beach Unified School District, "the inspiration in my life" for how hard she worked to provide for Jurrell and his siblings.

#### CAREER TRANSACTIONS:

- The Long Beach, Calif., native was selected by the Titans in the third round (77th overall) of the 2011 NFL Draft.

#### SEASON RECAPS:

**2012 (16/16):** Started all 16 games at defensive tackle and led all Titans defensive linemen with a career-best 80 tackles. Also posted a career-high three sacks, six tackles for loss, three quarterback pressures and two forced fumbles. Led the team in tackles once (vs. HST). Tied for the team lead in sacks once (vs. CHI). Tied for the team lead in quarterback pressures once (vs. JAX).

- Against Detroit (9/23), posted a career-high nine tackles, including a stop for loss. Ended the game and secured the win by stuffing Shaun Hill for a one-yard loss on a fourth-and-one rush at the Titans' seven-yard line in overtime.
- At Houston (9/30), recorded six tackles, including a career-best two stops for loss. Teamed with Derrick Morgan to stop Arian Foster for a one-yard loss on a third-and-one rush off right guard in the first quarter. Combined with Akeem Ayers to stonewall Foster for no gain on a third-and-one rush off left tackle in the opening stanza. Tracked down Ben Tate for a six-yard loss on a screen pass in the second quarter. Stuffed Foster for a three-yard loss on a rush up the middle in the second quarter.
- At Minnesota (10/7), totaled four tackles, including a stop for loss. Combined with Colin McCarthy to stop Adrian Peterson for no gain on a rush off left tackle in the third quarter.
- Against Pittsburgh (10/11), posted three tackles, including a stop for loss before leaving the game in the second quarter with an injury. Stuffed Rashard Mendenhall for a four-yard loss on a rush up the middle in the first

quarter.

- At Chicago (11/4), notched five tackles, including a sack and a forced fumble. Strip-sacked Jay Cutler and the fumble was recovered by Zach Brown in the second quarter.
- At Jacksonville (11/25), collected seven tackles, including a sack. Ended a Jaguars' drive by dropping Chad Henne for a 10-yard sack on a third-and-17 in the first quarter. Stuffed Rashad Jennings for no gain on a rush up the middle in the fourth quarter.
- Against Houston (12/2), led the team with eight tackles and forced a fumble.
- Against Jacksonville (12/30), recorded five tackles, including a sack, a stop for loss and two quarterback pressures. Teamed with Zach Brown to stuff Keith Toston for no gain on a rush off left guard in the first quarter. Stonewalled Toston for a two-yard loss on a third-and-one rush early in the third quarter. Sacked Chad Henne for a six-yard loss in the fourth quarter.

**2011 (16/15):** As a rookie, played in all 16 games with 15 starts at defensive tackle and led all defensive linemen on the team with 74 tackles. Tied for second on the squad with five tackles for loss. Added 2.5 sacks, nine quarterback pressures, one pass defended, one forced fumble and a fumble recovery. Led the team in sacks twice in 2011 (at PIT, at HST). Tied for the team lead in quarterback pressures twice in 2011 (at CLE, at HST).

- At Jacksonville (9/11), made his first career NFL start at defensive tackle and posted six tackles.
- At Cleveland (10/2), collected seven tackles and tied a team-high two quarterback pressures.
- At Pittsburgh (10/9), registered six tackles, including his first career sack. Sacked Ben Roethlisberger for a four-yard loss in the third stanza.
- At Carolina (11/13), tallied five tackles, a stop for loss and a quarterback pressure. Stuffed Jonathan Stewart for a five-yard loss on a rush off left end in the second quarter.
- Against Tampa Bay (11/27), posted four tackles, a forced fumble and fumble recovery. Stripped LeGarrette Blount of the ball and recovered it at the Buccaneers' 29-yard line in the third quarter.
- Against New Orleans (12/11), recorded five tackles, a pass defended and quarterback pressure. Ended a Saints' drive and got the Titans' offense the ball back for the final drive by breaking up a pass in the flat that was intended for Chris Ivory on third-and-seven late in the fourth quarter.
- At Indianapolis (12/18), tallied six tackles, including a stop for loss. Stuffed Donald Brown for a four-yard loss on a rush up the middle in the fourth quarter.
- Against Jacksonville (12/24), totaled three tackles, including a stop for loss. Stopped Maurice Jones-Drew for a one-yard loss on a rush off right tackle in the third quarter.
- At Houston (1/1), collected five tackles, a team-best one-and-a-half sacks, a stop for loss and three quarterback pressures. Teamed with Derrick Morgan to drop T.J. Yates for a five-yard sack on the Texans' first play from scrimmage. Stuffed Ben Tate for a two-yard loss on a rush up the middle in the second quarter. Combined with William Hayes to stonewall Tate for a one-yard loss on a rush off right tackle in the fourth quarter.

#### COLLEGE:

- In three seasons at the University of Southern California, Casey started 26 of 38 games on the defensive line (24 at right defensive tackle and two at nose tackle). He recorded 138 tackles, nine sacks, 22 tackles for loss, three quarterback pressures, four fumble recoveries, three forced fumbles, an interception and three passes defended.
- As a junior (2010), started all 13 games for the second consecutive

season and had 67 tackles, a team-best 11 tackles for loss, a team-leading 4.5 sacks, one interception, one fumble recovery and two passes defended. Named 2010 SI.com All-American honorable mention, All-Pac-10 first team, ESPN.com All-Pac-10 first team, Scout.com All-Pac-10 first team and Phil Steele All-Pac-10 first team. Also was named USC's team MVP and USC's Defensive Lineman of the Year.

- As a sophomore (2009), started all 13 games (two games at nose tackle and 11 games at defensive tackle) and registered 59 tackles, nine tackles for loss, 4.5 sacks, a team-best three fumble recoveries, two forced fumbles and a pass deflection. Honors included second-team CollegeFootballNews.com Sophomore All-American, All-Pac-10 honorable mention, Phil Steele's All-Pac-10 first team and USC Co-Defensive Lineman of the Year Award.
- As a freshman (2008), played in 12 games and registered 12 tackles, two tackles for loss and one forced fumble. Named USC's Service Team Defensive Player of the Year.
- Majored in sociology.

**PERSONAL:**

- Single, resides in Long Beach, Calif.
- As a senior defensive tackle at Long Beach (Calif.) Polytechnic High School, tallied 134 tackles, seven sacks and two fumble recoveries, helping Jackrabbits win the CIF Pac-5 Division title. Also played offensive guard. Honors included All-Moore League Defensive MVP, All-CIF Pac-5 Division Co-Defensive MVP, *Long Beach Press-Telegram* Dream Team MVP and second-team EA Sports All-American.
- As a junior, registered 104 tackles, 10 sacks and six fumble recoveries, earning first-team All-CIF Pac-5 Division honors.

- List of favorites: (movie) "The Wood"; (TV show) "The Simpsons"; (actor) Denzel Washington; (music artist) Lil Twist; (school subject) math; (car) Cadillac Escalade; (video game) NBA 2K; (food) pizza; (restaurant) Red Lobster; and (sports team as a child) Philadelphia Eagles.
- Follow Casey on Twitter at @jurrellc.
- Born Jurrell Jule Casey on Dec. 5, 1989 in Long Beach, Calif.

**JURRELL CASEY'S GAME-BY-GAME**

2011 Tennessee Titans

Date	Opp	W/L	P/S	Tot	Solo	Asst	Sk	- Yds	QBP	TFL	Int-	Yds	-TD	PD	FF	FR	- Yds	SpT	
Sept 11	@ Jax	L	S	6	3	3	0.0	0.0	0	0	0	0	0	0	0	0	0	0	0
Sept 18	Bal	W	S	3	1	2	0.0	0.0	1	0	0	0	0	0	0	0	0	0	0
Sept 25	Den	W	S	3	2	1	0.0	0.0	0	0	0	0	0	0	0	0	0	0	0
Oct 2	@ Cle	W	S	7	6	1	0.0	0.0	2	0	0	0	0	0	0	0	0	0	0
Oct 9	@ Pit	L	S	6	3	3	1.0	4.0	0	0	0	0	0	0	0	0	0	0	0
Oct 23	Hou	L	S	5	3	2	0.0	0.0	0	1	0	0	0	0	0	0	0	0	0
Oct 30	Ind	W	S	5	4	1	0.0	0.0	1	0	0	0	0	0	0	0	0	0	0
Nov 6	Cin	L	S	3	1	2	0.0	0.0	0	0	0	0	0	0	0	0	0	0	0
Nov 13	@ Car	W	S	5	2	3	0.0	0.0	1	1	0	0	0	0	0	0	0	0	0
Nov 20	@ Atl	L	p	3	1	2	0.0	0.0	0	0	0	0	0	0	0	0	0	0	0
Nov 27	TB	W	S	4	3	1	0.0	0.0	0	0	0	0	0	0	1	1	0	0	0
Dec 4	@ Buf	W	S	5	4	1	0.0	0.0	0	0	0	0	0	0	0	0	0	0	0
Dec 11	NO	L	S	5	0	5	0.0	0.0	1	0	0	0	0	1	0	0	0	0	0
Dec 18	@ Ind	L	S	6	3	3	0.0	0.0	0	1	0	0	0	0	0	0	0	0	0
Dec 24	Jax	W	S	3	1	2	0.0	0.0	0	1	0	0	0	0	0	0	0	0	0
Jan 1	@ Hou	W	S	5	4	1	1.5	11.5	3	1	0	0	0	0	0	0	0	0	0
<b>Totals</b>				<b>9-7</b>	<b>16/15</b>	<b>74</b>	<b>41</b>	<b>33</b>	<b>2.5</b>	<b>15.5</b>	<b>9</b>	<b>5</b>	<b>0</b>	<b>0</b>	<b>1</b>	<b>1</b>	<b>1</b>	<b>0</b>	<b>0</b>

2012 Tennessee Titans

Date	Opp	W/L	P/S	Tot	Solo	Asst	Sk	- Yds	QBP	TFL	Int-	Yds	-TD	PD	FF	FR	- Yds	SpT	
Sept 9	NE	L	S	2	2	0	0.0	0.0	0	0	0	0	0	0	0	0	0	0	0
Sept 16	@ SD	L	S	2	2	0	0.0	0.0	0	0	0	0	0	0	0	0	0	0	0
Sept 23	Det	W	S	9	5	4	0.0	0.0	0	1	0	0	0	0	0	0	0	0	0
Sept 30	@ Hou	L	S	6	2	4	0.0	0.0	0	2	0	0	0	0	0	0	0	0	0
Oct 7	@ Min	L	S	4	2	2	0.0	0.0	0	1	0	0	0	0	0	0	0	0	0
Oct 11	Pit	W	S	3	2	1	0.0	0.0	0	1	0	0	0	0	0	0	0	0	0
Oct 21	@ Buf	W	S	3	0	3	0.0	0.0	0	0	0	0	0	0	0	0	0	0	0
Oct 28	Ind	L	S	5	2	3	0.0	0.0	0	0	0	0	0	0	0	0	0	0	0
Nov 4	Chi	L	S	5	2	3	1.0	15.0	0	0	0	0	0	0	0	1	0	0	0
Nov 11	@ Mia	W	S	4	1	3	0.0	0.0	1	0	0	0	0	0	0	0	0	0	0
Nov 25	@ Jax	L	S	7	6	1	1.0	10.0	0	0	0	0	0	0	0	0	0	0	0
Dec 2	Hou	L	S	8	3	5	0.0	0.0	0	0	0	0	0	0	0	1	0	0	0
Dec 9	@ Ind	L	S	4	1	3	0.0	0.0	0	0	0	0	0	0	0	0	0	0	0
Dec 17	NYJ	W	S	7	2	5	0.0	0.0	0	0	0	0	0	0	0	0	0	0	0
Dec 23	@ GB	L	S	6	3	3	0.0	0.0	0	0	0	0	0	0	0	0	0	0	0
Dec 30	Jax	W	S	5	3	2	1.0	6.0	2	1	0	0	0	0	0	0	0	0	0
<b>Totals</b>				<b>6-10</b>	<b>16/16</b>	<b>80</b>	<b>38</b>	<b>42</b>	<b>3.0</b>	<b>31.0</b>	<b>3</b>	<b>6</b>	<b>0</b>	<b>0</b>	<b>0</b>	<b>0</b>	<b>2</b>	<b>0</b>	<b>0</b>

**JURRELL CASEY'S NFL STATISTICS**

**REGULAR SEASON**

Year	Team	GP	GS	TACKLES						INTERCEPTIONS					FUMBLES				
				Tot	Solo	Asst	Sk	Yds	QBP	TFL	No	Yds	Lg	TD	PD	FF	FR	Yds	SpT
2011	Tennessee	16	15	74	41	33	2.5	15.5	9	5	0	0	0	0	1	1	1	0	0
2012	Tennessee	16	16	80	38	42	3.0	31.0	3	6	0	0	0	0	0	2	0	0	0
<b>NFL Totals</b>		<b>32</b>	<b>31</b>	<b>154</b>	<b>79</b>	<b>75</b>	<b>5.5</b>	<b>46.5</b>	<b>12</b>	<b>11</b>	<b>0</b>	<b>0</b>	<b>0</b>	<b>0</b>	<b>1</b>	<b>3</b>	<b>1</b>	<b>0</b>	<b>0</b>

**Single-Game Highs**

Tackles - 9 vs. Detroit (9/23/12)

Sacks - 1.5 at Houston (1/1/12)

Quarterback Pressures - 3 at Houston (1/1/12)

Forced Fumble - 1 (Three times, last vs. Houston 12/2/12)

Fumble Recovery - 1 vs. Tampa Bay (11/27/11)

Tackles for Loss - 2 at Houston (9/30/12)

69



## ZACH CLAYTON

DEFENSIVE TACKLE • 6'2" • 298 lbs • COLLEGE: AUBURN  
 ACQUIRED: 7TH ROUND - 2011 • NFL EXP. (NFL/TITANS): 2/2  
 HOMETOWN: OPELIKA, ALA.  
 GAMES PLAYED/GAMES STARTED: 3/0 (PLAYOFFS: 0/0)



**PRO:** Zach Clayton is a physical presence in the middle of the defensive line. The 6-foot-2-inch, 298-pounder is strong at the point of attack against the run, yet possesses the agility and athleticism to provide pressure on the passer. A hard worker in the weight room and leader by example on the field, Clayton provides depth in the Titans' defensive tackle rotation.

### CAREER HIGHLIGHTS:

- Clayton appeared in three games as a rookie in 2011 and spent the entire 2012 campaign on the practice squad.
- As a senior at Auburn in 2010, Clayton started all 14 games and posted career-highs with 28 tackles and eight tackles for loss. In the BCS National Championship Game victory, he dropped Darron Thomas for a two-yard sack on a third-and-five play in the third quarter.

### TITANS TIDBITS:

- Clayton comes from an athletic family. His parents met while on the track team at the University of Illinois. His mother, Rebecca, was a three-time All-American in the long jump and his father, Jerry, threw the shot put for the school. Jerry has served as the assistant head track coach at Auburn for the last 13 years.
- Clayton threw the discus for two seasons (2007-2008) while at Auburn. During the 2008 outdoor track season, he qualified for the NCAA Outdoor Championships, finishing 19th. He finished second in the discus at the Mid-east Regional Championships with a personal-best throw of 58.49m (191-11), a mark that ranks fifth in school history. As a freshman, Clayton finished sixth at the SEC Outdoor Championships with a mark of 55.97m (183-7), earning him a spot on the SEC All-Freshman Team. He won the discus throw at the Tiger Track Classic in 2007.
- To pass the time during the draft, Clayton and his family worked on a 1,000-piece puzzle of hot air balloons, which they finished 30 minutes before the Titans selected him the seventh round.

### CAREER TRANSACTIONS:

- The Opelika, Ala., native was selected by the Titans with their first of two picks in the seventh round (212nd overall) of the 2011 NFL Draft.
- Waived on Aug. 31, 2012 and re-signed to the Titans' practice squad on Sept. 1, 2012.
- Re-signed by the Titans as a free agent on Dec. 31, 2012.

### SEASON RECAPS:

**2012 (0/0):** In his second season, spent the entire campaign on the Titans practice squad.

**2011 (3/0):** As a rookie, appeared in three games as a reserve defensive tackle and posted three tackles. Was inactive for 13 games.

- At Jacksonville (9/11), saw action as a reserve in his first career NFL contest and posted two tackles.
- Against Baltimore (9/18), saw limited action as a reserve defensive tackle and tallied a tackle.
- At Houston (1/1), played as a reserve at defensive tackle.

### COLLEGE:

- During his four-year career at Auburn, appeared in 41 games with 15 starts. Tallied 65 tackles, including 17 stops for loss, 5.5 sacks and a pass defended. Was named to the SEC Community Service team as a senior.
- As a senior (2010), started all 14 games and totaled career highs with 28 tackles and eight tackles for loss. Also posted a sack and a pass defended.
- As a junior (2009), appeared in six games, totaling seven tackles with a stop for loss. Missed seven games due to injury and did not play in season

opener against Louisiana Tech.

- As a sophomore (2008), played in 11 games with one start and totaled 22 tackles, including 16 solo stops. Finished with the fourth-most tackles for loss on team with 7.5 and the second-most tackles for loss yardage at minus 35. Also finished second on team with 4.5 sacks and the most sack yardage at minus 35.
- As a freshman (2007), played in 10 of 13 games and posted eight tackles and a half tackle for loss.
- As a freshman (2006), did not see action in his first year with the program.
- Graduated with a finance degree in agriculture business and economics at Auburn.

### PERSONAL:

- Married to Tara, the couple splits time between Nashville and Opelika, Ala., with daughter, Rylie Grace.
- Selected to the Alabama Sports Writers Association Class 6A All-State team and finished his senior season with 46 tackles, six sacks and five pass breakups. Named the Opelika-Auburn News' 2005 Defensive Player of the Year. Helped lead Opelika to the Class 6A state semifinals his senior year.
- Also was a track and field standout. Won the 2005 Alabama Class 6A state discus and shot put championships. Holds the Class 6A AHSAA state meet discus record.
- Son of Auburn assistant track and field coach Jerry Clayton who has coached at the school for 13 years. Jerry threw shot put in college for Illinois.
- Was nicknamed "Big Cat" by defensive line coach Tracy Rocker while he was at Auburn.
- His hobbies include bass fishing on his parents' lake house in Opelika.
- Follow Clayton on Twitter at @ZAClayton.
- List of favorites: (movie) "Gladiator"; (TV show) "The Office"; (actor) Gerard Butler; (actress) Kate Hudson; (music artist) Garth Brooks; (author) Dave Ramsey; (school subject) math; (vehicle) pickup truck; (food) Mexican; (sports hero) Warren Sapp; and (sports team) Atlanta Braves.
- Born Zachary Alan Clayton on Jan. 1, 1988 in Champaign, Ill.

## ZACH CLAYTON'S GAME-BY-GAME

### 2011 Tennessee Titans

Date	Opp	W/L	P/S	Tot	Solo	Asst	Sk	- Yds	QBP	TFL	Int	- Yds	-TD	PD	FF	FR	- Yds	SpT
Sept 11	@ Jax	L	p	2	1	1	0.0	0.0	0	0	0	0	0	0	0	0	0	0
Sept 18	Bal	W	p	1	0	1	0.0	0.0	0	0	0	0	0	0	0	0	0	0
Sept 25	Den	W	IA															
Oct 2	@ Cle	W	IA															
Oct 9	@ Pit	L	IA															
Oct 23	Hou	L	IA															
Oct 30	Ind	W	IA															
Nov 6	Cin	L	IA															
Nov 13	@ Car	W	IA															
Nov 20	@ Atl	L	IA															
Nov 27	TB	W	IA															
Dec 4	@ Buf	W	IA															
Dec 11	NO	L	IA															
Dec 18	@ Ind	L	IA															
Dec 24	Jax	W	IA															
Jan 1	@ Hou	W	p	0	0	0	0.0	0.0	0	0	0	0	0	0	0	0	0	0
<b>Totals</b>				<b>9-7</b>	<b>3/0</b>	<b>3</b>	<b>1</b>	<b>2</b>	<b>0.0</b>	<b>0.0</b>	<b>0</b>	<b>0</b>	<b>0</b>	<b>0</b>	<b>0</b>	<b>0</b>	<b>0</b>	<b>0</b>

### 2012 Tennessee Titans

Date	Opp	W/L	P/S	Tot	Solo	Asst	Sk	- Yds	QBP	TFL	Int	- Yds	-TD	PD	FF	FR	- Yds	SpT
Sept 9	NE	L																Practice Squad
Sept 16	@ SD	L																Practice Squad
Sept 23	Det	W																Practice Squad
Sept 30	@ Hou	L																Practice Squad
Oct 7	@ Min	L																Practice Squad
Oct 11	Pit	W																Practice Squad
Oct 21	@ Buf	W																Practice Squad
Oct 28	Ind	L																Practice Squad
Nov 4	Chi	L																Practice Squad
Nov 11	@ Mia	W																Practice Squad
Nov 25	@ Jax	L																Practice Squad
Dec 2	Hou	L																Practice Squad
Dec 9	@ Ind	L																Practice Squad
Dec 17	NYJ	W																Practice Squad
Dec 23	@ GB	L																Practice Squad
Dec 30	Jax	W																Practice Squad
<b>Totals</b>				<b>0-0</b>	<b>0/0</b>	<b>0</b>	<b>0</b>	<b>0</b>	<b>0.0</b>	<b>0.0</b>	<b>0</b>	<b>0</b>	<b>0</b>	<b>0</b>	<b>0</b>	<b>0</b>	<b>0</b>	<b>0</b>

## ZACH CLAYTON'S NFL STATISTICS

REGULAR SEASON			TACKLES								INTERCEPTIONS					FUMBLES					
Year	Team	GP	GS	Tot	Solo	Asst	Sk	Yds	QBP	TFL	No	Yds	Lg	TD	PD	FF	FR	Yds	SpT		
2011	Tennessee	3	0	3	1	2	0.0	0.0	0	0	0	0	0	0	0	0	0	0	0		
2012	Tennessee			Practice Squad																	
<b>NFL Totals</b>		<b>3</b>	<b>0</b>	<b>3</b>	<b>1</b>	<b>2</b>	<b>0.0</b>	<b>0.0</b>	<b>0</b>	<b>0</b>	<b>0</b>	<b>0</b>	<b>0</b>	<b>0</b>	<b>0</b>	<b>0</b>	<b>0</b>	<b>0</b>	<b>0</b>		

### Single-Game Highs

Tackles - 2 at Jacksonville (9/11/11)

75



## KEYUNTA DAWSON

DEFENSIVE END • 6'3" • 258 lbs • COLLEGE: TEXAS TECH  
 ACQUIRED: FREE AGENT - 2012 • NFL EXP. (NFL/TITANS): 6/2  
 HOMETOWN: SHREVEPORT, LA.  
 GAMES PLAYED/GAMES STARTED: 63/20 (PLAYOFFS: 6/2)



**PRO:** The Titans added defensive end Keyunta Dawson to the roster in January 2012 to add experience to a young defensive line. He played in just three games in 2012 before being placed on injured reserve. The 6-foot-3-inch, 265-pound edge rusher re-signed with the Titans in 2013. He spent his first four seasons with the Indianapolis Colts after initially entering the NFL as a seventh-round pick in 2007. The Texas Tech product also spent three weeks during the 2011 campaign with the Detroit Lions.

### CAREER HIGHLIGHTS:

- In 2008, Dawson started 14 games at defensive end and compiled 42 tackles and a fumble recovery.
- As a member of the Colts, Dawson participated in Super Bowl XLIV against the Saints.

### TITANS TIDBITS:

- Dawson enjoys playing the drums. He started playing during his childhood and was a regular on the drums for his church's band.
- Dawson worked at a funeral home with his father during middle school and high school.

### CAREER TRANSACTIONS:

- The Shreveport, La., native was selected by the Indianapolis Colts in the seventh round (242nd overall) of the 2007 NFL Draft.
- Signed by the Detroit Lions as an unrestricted free agent on Aug. 8, 2011.
- Released by the Lions on Sept. 3, 2011.
- Re-signed by the Lions on Nov. 30, 2011.
- Released by the Lions on Dec. 23, 2011.
- Signed by the Titans on Jan. 6, 2012.

### SEASON RECAPS:

**2012 (3/0 - Tennessee):** Played in the first three games of the season as a reserve defensive end and registered five tackles. Placed on injured reserve with a hamstring injury on Sept. 26, 2012.

- Against New England (9/9), saw limited action as a reserve at defensive end and collected a solo tackle.
- At San Diego (9/16), played as a reserve at defensive end and totaled four tackles.
- Against Detroit (9/23), saw limited action as a reserve at defensive end before leaving the game early in the first quarter with an injury.

**2011 (2/0, 0/0 - Detroit):** Spent three weeks on Detroit's 53-man roster (Nov. 30 through Dec. 23) and played in two games. Posted one tackle.

- At New Orleans (12/4), made his Lions debut.

**2010 (16/0, 1/0 - Indianapolis):** Played in all 16 games for the Colts, backing up defensive end Dwight Freeney. Recorded 17 solo tackles and a fumble recovery.

- Against Kansas City (10/10), recovered a fumble and posted a pair of tackles.

**2009 (12/2, 3/0 - Indianapolis):** Played in 12 games, including a pair starts. Recorded 14 total tackles.

- Against New Orleans in Super Bowl XLIV (2/7), recorded a tackle.

**2008 (14/14, 1/1 - Indianapolis):** Played in 14 games, starting all of them at defensive tackle. Recorded 42 tackles.

- Against Jacksonville (9/21), set a career high with eight tackles.

**2007 (16/4, 1/1 - Indianapolis):** Saw action in all 16 games as a rookie, including four starts.

- At Houston (9/23), posted his first career sack and also forced a fumble.

### COLLEGE:

- As a two-year starter at Texas Tech, totaled 23 starts, 164 career tackles, 25.5 tackles for losses, 19.5 sacks, three passes defended, five forced fumbles and five fumble recoveries, including one for a touchdown.
- As a senior (2006), started all 13 games and logged 63 tackles, six sacks, 9.5 tackles for loss, 11 quarterback hurries, two forced fumbles and three fumble recoveries.
- As a junior (2005), named second-team All-Big 12 by the league's coaches.
- Graduated in 2006 with a degree in human development family science.

### PERSONAL:

- Married to Brandy.
- Attended Evangel Christian (Shreveport, La.) High School, where he helped his team win two state championships. As a senior, logged 78 tackles, 11 tackles for loss, a sack and two forced fumbles.
- List of favorites: (movies) "Gladiator" and "Tombstone"; (TV show) "SportsCenter"; (actor) Denzel Washington; (music artists) Swoope, Lecrae, Mouthp3ice; (school subject) history; (car) 1970 Chevelle; (book) the Bible; (video game) Call of Duty; (food) pasta; (sports hero) Reggie White; and (favorite sports team as a child) Chicago Bulls.
- Born Keyunta Durell Dawson on Sept. 13, 1985 in Shreveport, La.

## KEYUNTA DAWSON'S TITANS GAME-BY-GAME

### 2012 Tennessee Titans

Date	Opp	W/L	P/S	Tot	Solo	Asst	Sk	-Yds	QBP	TFL	Int	-Yds	-TD	PD	FF	FR	-Yds	SpT
Sept 9	NE	L	p	1	1	0	0.0	0.0	0	0	0	0	0	0	0	0	0	0
Sept 16	@ SD	L	p	4	2	2	0.0	0.0	0	0	0	0	0	0	0	0	0	0
Sept 23	Det	W	p	0	0	0	0.0	0.0	0	0	0	0	0	0	0	0	0	0
Sept 30	@ Hou																	
Oct 7	@ Min																	
Oct 11	Pit																	
Oct 21	@ Buf																	
Oct 28	Ind																	

Placed on injured reserve on Sept. 26, 2012

Nov 4	Chi																	
Nov 11	@ Mia																	
Nov 25	@ Jax																	
Dec 2	Hou																	
Dec 9	@ Ind																	
Dec 17	NYJ																	
Dec 23	@ GB																	
Dec 30	Jax																	
<b>Totals</b>				<b>1-2</b>	<b>3/0</b>	<b>5</b>	<b>3</b>	<b>2</b>	<b>0.0</b>	<b>0.0</b>	<b>0</b>	<b>0</b>	<b>0</b>	<b>0</b>	<b>0</b>	<b>0</b>	<b>0</b>	<b>0</b>

## KEYUNTA DAWSON'S NFL STATISTICS

### REGULAR SEASON

Year	Team	GP	GS	TACKLES							INTERCEPTIONS					FUMBLES			
				Tot	Solo	Asst	Sk	Yds	QBP	TFL	No	Yds	Lg	TD	PD	FF	FR	Yds	SpT
2007	Indianapolis	16	4	20	15	5	1.0	5.0	NA	NA	0	0	-	0	0	1	2	10	3
2008	Indianapolis	14	14	42	21	21	0.0	0.0	NA	NA	0	0	-	0	0	0	1	0	0
2009	Indianapolis	12	2	14	7	7	0.0	0.0	NA	NA	0	0	-	0	1	0	1	17	3
2010	Indianapolis	16	0	27	17	10	0.0	0.0	NA	NA	0	0	-	0	1	0	1	0	4
2011	Detroit	2	0	1	1	0	0.0	0.0	NA	NA	0	0	-	0	0	0	0	0	0
2012	Tennessee	3	0	5	3	2	0.0	0.0	0	0	0	0	0	0	0	0	0	0	0
<b>NFL Totals</b>		<b>63</b>	<b>20</b>	<b>109</b>	<b>64</b>	<b>45</b>	<b>1.0</b>	<b>5.0</b>	<b>0</b>	<b>0</b>	<b>0</b>	<b>0</b>	<b>0</b>	<b>0</b>	<b>2</b>	<b>1</b>	<b>5</b>	<b>27</b>	<b>10</b>

### PLAYOFFS

Year	Team	GP	GS	TACKLES							INTERCEPTIONS					FUMBLES			
				Tot	Solo	Asst	Sk	Yds	QBP	TFL	No	Yds	Lg	TD	PD	FF	FR	Yds	SpT
2007	Indianapolis	1	1	2	1	1	0.0	0.0	NA	NA	0	0	-	0	0	0	0	0	0
2008	Indianapolis	1	1	3	3	0	0.0	0.0	NA	NA	0	0	-	0	0	0	0	0	0
2009	Indianapolis	3	0	2	0	2	0.0	0.0	NA	NA	0	0	-	0	0	0	0	0	2
2010	Indianapolis	1	0	2	2	0	0.0	0.0	NA	NA	0	0	-	0	0	0	0	0	0
<b>Playoff Totals</b>		<b>6</b>	<b>2</b>	<b>9</b>	<b>6</b>	<b>3</b>	<b>0.0</b>	<b>0.0</b>	<b>NA</b>	<b>NA</b>	<b>0</b>	<b>0</b>	<b>-</b>	<b>0</b>	<b>0</b>	<b>0</b>	<b>0</b>	<b>0</b>	<b>2</b>

### Single-Game Highs

Tackles - 8 vs. Jacksonville (9/21/08)

Sacks - 1 at Houston (9/23/07)

98



## LAVAR EDWARDS

DEFENSIVE END • 6'4" • 278 lbs • COLLEGE: LOUISIANA ST.  
 ACQUIRED: 5TH ROUND - 2013 • NFL EXPERIENCE: ROOKIE  
 HOMETOWN: BATON ROUGE, LA.  
 GAMES PLAYED/GAMES STARTED: 0/0 (PLAYOFFS: 0/0)



**PRO:** The Titans used their fifth-round pick in the 2013 NFL Draft on Louisiana State defensive end Lavar Edwards. The 6-foot-4-inch, 277-pounder exhibits unquestioned athleticism and impressive pass rush technique allowing him to be a disruptive force on the outside. Edwards put up notable numbers in limited snaps with the Tigers because he was playing behind a pair of high-round 2013 draft picks. He will have a chance to contribute immediately to the line's rotation.

### CAREER HIGHLIGHTS:

- As a senior, Edwards was one of the recipients of LSU's Unsung Hero Award in 2012. He appeared in all 13 games with six starts and posted 26 tackles, 4.5 sacks, seven stops for losses and three quarterback pressures.
- As a sophomore, Edwards played in 13 games, starting seven contests and produced 21 tackles with 2.5 sacks, four stops for losses, an interception, a pass deflection and a fumble recovery.

### TITANS TIDBITS:

- Edwards and his family were one of many in New Orleans affected by Hurricane Katrina. The storm hit when he was 15 and a high school sophomore. Edwards was displaced to Austin, Texas, with family members. He then returned to his school, which was originally located in New Orleans but had moved entirely to Niceville, Fla., for a few months and then finally to Baton Rouge where he finished his high school career.
- Edwards was quite the athlete in high school. Besides his exploits on the gridiron, he was an all-star performer in basketball, an exceptional track and field athlete excelling in the shot put and a first baseman and designated hitter for the baseball team.

### CAREER TRANSACTIONS:

- The Baton Rouge, La., native was selected by the Titans in the fifth round (142nd overall) of the 2013 NFL Draft.

### COLLEGE:

- In four seasons at Louisiana State, Edwards started 15 of 52 games and recorded 96 tackles (41 solo), 10.5 sacks for minus 70 yards, 20 stops for losses totaling 106 yards and six quarterback pressures. Recovered two fumbles, advancing one 29 yards for a touchdown, as he also scored on a 23-yard interception return, gaining 40 yards on two pass thefts. Also caused two fumbles and deflected five other passes.

**AS A SENIOR (2012),** one of the recipients of the team's Unsung Hero Award. Appeared in all 13 games with six starts while seeing action at both defensive end positions. Registered 26 tackles (14 solo) with 4.5 sacks for minus 31 yards, seven stops for losses of 46 yards and three quarterback pressures.

- Against Washington (9/8), delivered a six-yard sack and a pressure that caused an interception.
- Against Idaho (9/15), returned an interception 23 yards for a touchdown.
- Against Towson (9/29), had career-best seven tackles to go with 1.5 sacks totaling 10 yards in losses.
- At Florida (10/6), posted an eight-yard sack.
- Against Mississippi (11/17), added four tackles and a sack for a seven-yard loss.

**AS A JUNIOR (2011),** was the key reserve at both defensive end positions, appearing in 14 games with one start in the Auburn clash. Recorded 26 tackles (9 solo) that included a five-yard sack, 4.5 stops for minus 16 yards, two pressures, a pair of pass deflections and a fumble recovery.

- At West Virginia (9/24), recovered a fumble that led to a touchdown in the

fourth quarter.

- At Mississippi (11/19), earned a season-high four tackles, including one for a loss.
- Against Georgia (12/3), picked up his only sack of the season in the SEC Championship Game.

**AS A SOPHOMORE (2010),** played in 13 games, starting seven contests during the second half and produced 21 tackles (9 solo) with 2.5 sacks, four stops for losses of 23 yards, an interception, a pass deflection and a fumble recovery.

- Against Tennessee (10/2), collected a sack for a seven-yard loss and a pass break-up.
- Against Louisiana-Monroe (11/13), recovered a fumble and rumbled 29 yards for a touchdown.
- Against Mississippi (11/20), tallied four tackles, 1.5 stops behind the line of scrimmage and picked off a pass that he returned it 17 yards.
- At Arkansas (11/27), notched four tackles, a sack, another stop for a loss and one forced fumble.

**AS A RED-SHIRT FRESHMAN (2009),** appeared in 12 games with one start and posted 23 tackles (9 solo), 2.5 sacks for minus 16 yards, a forced fumble, a quarterback pressure and 4.5 stops for losses of 21 yards.

- Against Vanderbilt (9/12), posted a sack for a nine-yard loss, as he also forced a fumble.
- Against Florida (10/10), set a season-high with five tackles versus the top-ranked Gators.
- Against Louisiana Tech (11/14), he had three tackles, two for loss and one sack in the win over the Bulldogs.
- Against Arkansas (11/28), had a half sack for a one-yard loss.

**AS A FRESHMAN (2008),** was red-shirted.

- Majored in general studies at Louisiana State.

### PERSONAL:

- Single, splits time between Nashville and Baton Rouge, La.
- Attended Desire Street (Baton Rouge, La.) Academy, where he was ranked among one of the top 40 prospects in the state of Louisiana by Rivals.com.
- Named to the Baton Rouge Advocate's Super Dozen team as a defensive end, but also competed as a fullback and tight end.
- Rushed for 850 yards and 10 touchdowns as a junior, followed by 12 touchdowns and 400 yards receiving as a senior.
- Received a three-star prospect grade from Rivals.com, as that recruiting service placed him 42nd among the nation's defensive ends and listed him on their Louisiana Top 40 chart. Scout.com also placed a three-star grade on him, but rated him 33rd in the nation as a tight end.
- Was a "double-double" performer for the school's basketball team. Also excelled in track, tossing a personal-best 46'7" in the shot put. Competed as a first baseman and designated hitter for the baseball team.
- List of favorites: (movie) "The Dark Knight"; (TV show) "The Fresh Prince of Bel-Air"; (actor) Denzel Washington and Will Smith; (music artists) Lil Wayne; (school subject) history; (car) Bugatti; (food) shrimp; (sports hero) Jerry Rice; (video game) NBA 2K and (sports teams as a child) San Francisco 49ers.
- Follow Edwards on Twitter at @scoopNscore\_89\_.
- Born Lavar Michael Edwards on April 29, 1990 in New Orleans, La.



## LAVAR EDWARDS' COLLEGE STATISTICS

REGULAR SEASON		TACKLES									INTERCEPTIONS					FUMBLES		
Year	Team	GP	GS	Tot	Solo	Asst	Sk	Yds	QBP	TFL	No	Yds	Lg	TD	PD	FF	FR	Yds
2009	Louisiana St.	12	1	23	9	14	2.5	16.0	1	4.5	0	0	-	0	2	1	0	0
2010	Louisiana St.	13	7	21	9	12	2.5	18.0	0	4.0	1	17	17	0	1	1	1	29t
2011	Louisiana St.	14	1	26	9	17	1.0	5.0	2	4.5	0	0	-	0	2	0	1	0
2012	Louisiana St.	13	6	26	14	12	4.5	31.0	3	7.0	1	23	23t	1	1	0	0	0
<b>College Totals</b>		<b>52</b>	<b>15</b>	<b>96</b>	<b>41</b>	<b>55</b>	<b>10.5</b>	<b>70.0</b>	<b>6</b>	<b>20.0</b>	<b>2</b>	<b>40</b>	<b>23t</b>	<b>1</b>	<b>6</b>	<b>2</b>	<b>2</b>	<b>29t</b>

### Single-Game Highs

Tackles - 7 vs. Towson (9/29/12)

Sacks - 1.5 vs. Towson (9/29/12)

Tackles for loss - 2 vs. Louisiana Tech (11/14/09)

Interceptions - 1 (Twice, last vs. Idaho 9/15/12)

7



## NATHAN ENDERLE

QUARTERBACK • 6'4" • 228 lbs • COLLEGE: IDAHO  
 ACQUIRED: FREE AGENT - 2013 • NFL EXP. (NFL/TITANS): 2/1  
 HOMETOWN: NORTH PLATTE, NEB.  
 GAMES PLAYED/GAMES STARTED: 0/0 (PLAYOFFS: 0/0)



**PRO:** The Titans signed Nathan Enderle early in the 2013 offseason to provide depth at the quarterback position. A product of the University of Idaho, Enderle was a fifth-round selection of the Chicago Bears in 2011. After his rookie season with the Bears, he spent time with the Jacksonville Jaguars in 2012.

**TITANS TIDBITS:**

- Enderle was an art major at Idaho.
- Enderle was recruited to Idaho by current Titans special teams coach Nate Kaczor, who at the time was Idaho's co-offensive coordinator.

**CAREER TRANSACTIONS:**

- The North Platte, Neb., native was selected by the Chicago Bears in the fifth round (160th overall) of the 2011 NFL Draft.
- Waived by the Bears on June 14, 2012.
- Signed by the Jacksonville Jaguars as a free agent on June 21, 2012 and waived on Aug. 25, 2012.
- Signed by the Titans as a free agent on Jan. 16, 2013.

**SEASON RECAPS:**

**2012 (0/0):** Out of football after spending training camp with the Jacksonville Jaguars.

**2011 (0/0 – Chicago):** Spent the entire season on the active roster but did not appear in a game. Was inactive for 12 games and did not play in four games.

- Saw action in two preseason games, completing 13 of 23 passes for 177 yards and an interception.

**COLLEGE:**

• As a four-year starter at Idaho, played in 45 games and completed 779 of 1,427 passes for 10,084 yards, 81 touchdowns and 60 interceptions. Finished career as the school's all-time leader in attempts. Finished second in completions, third in passing yards and fourth in touchdown passes and total offense (9,935). Posted eight 300-yard passing games and 12 games with three or more touchdown passes.

- As a senior, started all 13 games and set career-highs in completions (271), attempts (478) and yards (3,314) while throwing for 22 touchdowns and 16 interceptions. Named a team captain.

- As a junior, started all 11 games and finished with the NCAA's fifth-best pass efficiency rating (157.28). Was 192 of 312 passing for 2,906 yards with 22 touchdowns and nine interceptions. Missed two games with a bruised rotator cuff.

- In 12 starts as a sophomore, completed 184 of 339 passes for 2,077 yards with 20 touchdowns and 17 interceptions.

- Started nine games as a redshirt freshman and threw for 1,787 yards and 10 touchdowns. Missed three games with a ruptured tendon in his throwing hand.

- Graduated with a bachelor's degree in art.

**PERSONAL:**

- Splits time between Nashville and North Platte, Neb.
- Earned second-team Super State honors as a senior at North Platte (Neb.) High School.
- Tied state records for completions (166) in a season and completions in a game (24) as a junior.
- Also lettered in basketball, baseball and track.
- Born on Jan. 12, 1988.

<b>NATHAN ENDERLE'S NFL STATISTICS</b>																		
REGULAR SEASON			PASSING											RUSHING				
Year	Team	GP/GS	Att	Cmp	Pct	Yds	Yd/Att	TD	INT	Lg	Sk	Yds	Rat	Att	Yds	Avg	Lg	TD
2011	Chi.	0/0	0	0	-	0	-	0	0	-	0	0	-	0	0	-	0	0
<b>NFL Totals</b>		<b>0/0</b>	<b>0</b>	<b>0</b>	<b>-</b>	<b>0</b>	<b>-</b>	<b>0</b>	<b>0</b>	<b>-</b>	<b>0</b>	<b>0</b>	<b>-</b>	<b>0</b>	<b>0</b>	<b>-</b>	<b>0</b>	<b>0</b>
<b>Career record as starter: 0-0 (.000)</b>																		

4



## RYAN FITZPATRICK

QUARTERBACK • 6'2" • 223 lbs • COLLEGE: HARVARD  
 ACQUIRED: FREE AGENT - 2013 • NFL EXP. (NFL/TITANS): 9/1  
 HOMETOWN: GILBERT, ARIZ.  
 GAMES PLAYED/GAMES STARTED: 74/68 (PLAYOFFS: 0/0)



**PRO:** The Titans wasted little time acquiring veteran quarterback Ryan Fitzpatrick when he became available in mid-March 2013. The strong-armed signal caller provides experience at the backup quarterback spot. Entering 2013, the 6-foot-2-inch, 225-pounder has started 68 career games and passed for more than 14,000 yards. The savvy quarterback known for his pocket awareness and smarts under center arrives in Tennessee after four seasons in Buffalo. Before playing for the Bills, the Harvard product spent time with the Cincinnati Bengals (2007-2008) and St. Louis Rams (2005-2006).

### CAREER HIGHLIGHTS:

- In 2012, Fitzpatrick started all 16 contests for the second consecutive season and tallied 3,400 yards on 306 of 505 passing with 24 touchdowns.
- In 2011, Fitzpatrick started all 16 games for the first time in his career and set career-bests with 353 completions, 569 pass attempts, 3,832 passing yards and 24 touchdown passes.
- Fitzpatrick holds the following Buffalo Bills passing records: longest completion and longest play from scrimmage, a 98-yard touchdown pass to Terrell Owens (at Jacksonville, 11/22/09), and longest rushing touchdown for a quarterback – (31 yards vs. Miami 11/29/09).
- Fitzpatrick became the fifth quarterback in NFL history to throw for 300 yards in a debut, leading St. Louis to a 33-27 overtime win at Houston (11/27/05). He completed 19 of 30 passes for 310 yards with three touchdowns and one interception for a 117.4 passer rating.

### TITANS TIDBITS:

- During the pre-draft process, Fitzpatrick scored a 48 out of a possible 50 on the Wonderlic test and completed the test in just nine minutes.
- Fitzpatrick is the first Harvard graduate to start an NFL game at quarterback.
- Fitzpatrick never removes his wedding band from his finger, including when playing on the gridiron. Because he throws right-handed, wearing the ring on his opposite hand does not affect his performance.
- Fitzpatrick has competition for the most athletic person in his family. His wife, Liza, was an All-American soccer player at Harvard.

### CAREER TRANSACTIONS:

- The Gilbert, Ariz., native was originally selected by the St. Louis Rams in the seventh round (250th overall) in the 2005 NFL Draft.
- Traded by the Rams to the Cincinnati Bengals for a conditional draft pick on Sept. 1, 2007.
- Signed by the Buffalo Bills as an unrestricted free agent on Feb. 27, 2009.
- Released by the Bills on March 12, 2013.
- Signed by the Titans as a free agent on March 26, 2013.

### SEASON RECAPS:

**2012 (16/16 – Buffalo):** Selected as an offensive captain by his teammates. Started all 16 games for the second consecutive season and tallied 3,400 yards on 306 of 505 passing with 24 touchdowns and 16 interceptions. Also had 197 yards on 48 rushes with one touchdown.

- At N.Y. Jets (9/9), started on Kickoff Weekend for the second consecutive year. Completed 18 of 32 passes for 195 yards with three touchdowns and three interceptions. Connected on touchdowns with Donald Jones, Scott Chandler and Stevie Johnson.
- Against Kansas City (9/16), finished the day with 178 yards on 10 of 19 passing with two touchdowns and passer rating of 120.1.
- At Cleveland (9/23), finished the day with 208 yards on 22 of 35 passing with three touchdowns. It marked his third straight multi-touchdown game

and 18th of his career.

- Against New England (9/30), tied a personal-best with four touchdown throws on 22 of 39 passing with 350 yards and four interceptions. It marked the fourth time in career with four touchdowns.
- Against Tennessee (10/21), completed 27 of 35 passes for 225 yards with three touchdowns and an interception.
- At New England (11/11), finished with 337 yards on 27 of 40 passing with two touchdowns and an interception. Became fifth quarterback in team history with 10,000 passing yards and passed Drew Bledsoe for fourth on the team's all-time passing yards list with 10,265.
- Against St. Louis (12/9), made his 50th start with Buffalo and tallied 247 yards on 25 of 33 passing with a touchdown and an interception.

**2011 (16/16 – Buffalo):** Started all 16 games for the first time in his career and set career-highs with 353 completions, 569 pass attempts, 3,832 passing yards and 24 touchdown passes.

- At Kansas City (9/11), made the first Kickoff Weekend start of his career, completing 17 of 25 passes for 208 yards. Matched a career-best four touchdowns for a career-high passer rating of 133.0.
- Against New England (9/25), led the team to fourth quarter comeback for the fourth time as a Bill. Completed 27 of 40 passes for 369 yards with two touchdowns and two interceptions. Notched his fourth career 300-yard game.
- Against Washington (10/30), completed 21 of 27 passes for 262 yards, two touchdowns and an interception. Matched his career high with 77.8 completion percentage.
- At N.Y. Jets (11/27), finished with 264 yards on 26 of 39 passing with three touchdowns. Became fifth quarterback in Bills history to record 50+ TD passes.
- Against Tennessee (12/4), matched a franchise record by completing passes to 10 different receivers. Threw a two-yard touchdown pass to Stevie Johnson, posting a touchdown pass in 10 of 12 games.
- Against Miami (12/18), tied a career-best completing 31 of 47 passes for 316 yards with two touchdowns and three interceptions. Moved into fifth on the Bills all-time passing yards chart with 7,751 (passing D. Flutie, 7,582).

**2010 (13/13 – Buffalo):** Started 13 games and completed 255 of 441 passes for 3,000 yards with 23 touchdowns and 15 interceptions. Did not play as the backup quarterback for the first two games of the season. Was inactive for the season finale.

- At New England (9/26), made first start of the season, completing 20 of 28 passing for 247 yards with two touchdowns and two interceptions for a passer rating of 92.4.
- Against Jacksonville (10/10), posted a then career-best passer rating of 121.5, completing 20 of 30 passes for 220 yards with three touchdowns.
- At Baltimore (10/24), threw a career-high four touchdowns. Notched 29 completions on 43 pass attempts for 382 yards and a passer rating of 106.1.
- Against Chicago (11/7), set new career-highs in attempts and completions, completing 31 of 51 passes for 299 yards and one touchdown with two interceptions.
- At Cincinnati (11/21), led the Bills to a fourth-quarter comeback, matching a career-high with four touchdown passes on 21 of 34 passing for 316 yards and two interceptions for a 107.0 passer rating.

**2009 (10/8 – Buffalo):** Played in 10 games with eight starts in his first season with the Bills. Connected on 127 of 227 passes for 1,422 yards with nine touchdowns and 10 interceptions. Rushed the ball 31 times for 141 yards with one score. Did not play as the backup quarterback in the

first five games. Was inactive for one contest.

- At N.Y. Jets (10/18), led Buffalo back from a 10-point deficit in the second half to force overtime and defeat the Jets 16-13, after replacing an injured Trent Edwards in the second quarter. Completed 10 of 25 passes for 116 yards with one touchdown and one interception. Completed a 37-yard touchdown pass to Lee Evans to tie the game at 13 in the third quarter.
- At Carolina (10/25), drew his first start of the season and the sixth of his career and became the fourth consecutive Bills QB to win his first start.
- At Jacksonville (11/22), threw a 98-yard touchdown pass to Terrell Owens. The pass play was the longest (and longest scrimmage play) in Bills history. Finished the game completing 18 of 31 passes for 297 yards with one touchdown and two interceptions.
- Against Miami (11/29), led the Bills to a fourth quarter comeback. Ran for a 31-yard touchdown, marking the longest rushing touchdown by a quarterback in Bills history and of his career. Completed 17 of 26 passes for 246 yards with one touchdown and one interception for a passer rating of 92.8.
- Against Indianapolis (1/3), posted a career-best 120.8 passer rating, completing 16 of 25 passes for 155 yards with three touchdowns.

**2008 (13/12 – Cincinnati):** Appeared in 13 games, making 12 starts in place of Carson Palmer. Led club to 4-3-1 record in second half of the season, including a 3-1-1 mark at home. Posted then career-highs in completions (221), passing yards (1,905) and touchdowns (8). Became the third quarterback in Bengals history to rush for 300 yards in a season, piling up a second-best total of 304.

- Against Cleveland (9/28), made his first start with Cincinnati and completed 21 of 35 passes for 156 yards with his first touchdown pass as a Bengal. Led the team in rushing on four attempts for 41 yards.
- Against Jacksonville (11/2), recorded his first NFL win as a starter, throwing for 162 yards on 21 of 31 passing with two touchdowns. Posted a season-best 52 rushing yards on three attempts
- Against Philadelphia (11/16), set season-highs in completions (29), passing attempts (44) and passing yards (261).
- Against Washington (12/14), threw for a touchdown and added a rushing score while completing 16 of 29 passing for 209 yards.
- Against Kansas City (12/28), completed 18 of 30 passes for 129 yards and directed an 87-yard touchdown drive.

**2007 (1/0 – Cincinnati):** Opened training camp with St. Louis and played in three of the Rams' four preseason games. Was traded to the Cincinnati Bengals on Sept. 1.

- Against Baltimore (9/10), saw his only action of the season but did not record any statistics.

**2006 (1/0 – St. Louis):** Designated as the team's third quarterback for the first 15 games of the season.

- At Minnesota (12/31), appeared in season finale, but did not have a pass attempt.

**2005 (4/3 – St. Louis):** Played in four games, making three starts as a rookie and completed 76 of 135 passing for 777 yards and four touchdowns.

- At Houston (11/27), made NFL debut in relief of Jamie Martin. Finished with a season-high 310 passing yards on 19 of 30 passes including three touchdowns. Connected with Kevin Curtis for a 56-yard game-winning score in overtime. Registered his first career touchdown pass to Torry Holt for 19 yards.
- Against Washington (12/4), made his first NFL start and completed 21 of 36 passes for 163 yards, while adding a seven-yard touchdown run.

#### COLLEGE:

- Attended Harvard and finished his Crimson career second in school history in completions (384), touchdown passes (39), passing yards (5,234) and completion percentage (59.9). Also ran for 1,487 yards on 365 attempts with 16 touchdowns.
- Was the recipient of the Asa S. Bushnell Award, Ivy League Player of the Year in 2004 as he accumulated 1,986 yards with 13 touchdowns and six interceptions. He led Harvard to a 10-0 record, including a win in the Ivy League Championship. He also ranked second on the team with 448 rushing yards and five scores.
- Took over the starting job in 2003 and finished his junior campaign with 1,770 yards, 16 touchdowns and eight interceptions in seven games. Additionally, he ran for 430 yards and six rushing touchdowns, leading his team to a 7-3 record.

- Had five starts during the 2001 and 2002 seasons. In 2001, he amassed 323 yards and a pair of touchdowns. He followed that in 2002 by collecting 1,155 yards, eight touchdowns and no interceptions. He also ran for five scores and 523 yards that year.
- Graduated with a degree in economics from Harvard.

#### PERSONAL:

- Married to Liza and the couple has two sons, Brady and Tate, and two daughters, Lucy and Maizy. The family splits time between Nashville and Gilbert, Ariz.
- Attended Highland (Gilbert, Ariz.) High School and earned second-team Class 5A all-state honors as a senior, setting 12 school records.
- Played basketball and track graduated in top one percent of his class.
- List of favorites: (movie) "Con Air"; (TV show) Seinfeld; (actor) Tommy Lee Jones; (music artist) Mumford and Sons; (school subject) math; (book) The 500 Hats of Bartholomew Cubbins; (restaurant) Chick-fil-A; (hobby) legos; (food) Yummy Yummys; (sports hero) Brett Keisel; and (economist) Marty Feldstein.
- Born Ryan Joseph Fitzpatrick on Nov. 24, 1982 in Gilbert, Ariz.

## RYAN FITZPATRICK'S GAME-BY-GAME

2005 St. Louis Rams		PASSING													RUSHING				
Date	Opp	W/L	P/S	Att	Cmp	Pct	Yds	Yds/Att	TD	Int	Lg	Sk	Lst	Rating	Att	Yds	Avg	Lg	TD
Nov 27	@ Hou	W	p	30	19	63.3	310	10.33	3	1	56t	5	22	117.4	3	23	7.7	12	0
Dec 4	Was	L	S	36	21	58.3	163	4.53	0	1	19	3	21	58.0	5	22	4.4	7t	1
Dec 11	@ Min	L	S	45	26	57.8	235	5.22	0	5	20	1	6	32.4	5	16	3.2	14t	1
Dec 18	Phi	L	S	24	10	41.7	69	2.88	1	1	13	0	0	45.8	1	3	3.0	3	0
<b>Totals</b>		<b>1-3</b>	<b>4/3</b>	<b>135</b>	<b>76</b>	<b>56.3</b>	<b>777</b>	<b>5.76</b>	<b>4</b>	<b>8</b>	<b>56t</b>	<b>9</b>	<b>49</b>	<b>58.2</b>	<b>14</b>	<b>64</b>	<b>4.6</b>	<b>14t</b>	<b>2</b>
2006 St. Louis Rams		PASSING													RUSHING				
Date	Opp	W/L	P/S	Att	Cmp	Pct	Yds	Yds/Att	TD	Int	Lg	Sk	Lst	Rating	Att	Yds	Avg	Lg	TD
Dec 31	@ Min	W	p	0	0	-	0	-	0	0	-	0	0	-	3	0	0.0	2	0
<b>Totals</b>		<b>1-0</b>	<b>1/0</b>	<b>0</b>	<b>0</b>	<b>-</b>	<b>0</b>	<b>-</b>	<b>0</b>	<b>0</b>	<b>-</b>	<b>0</b>	<b>0</b>	<b>-</b>	<b>3</b>	<b>0</b>	<b>0.0</b>	<b>2</b>	<b>0</b>
2007 Cincinnati Bengals		PASSING													RUSHING				
Date	Opp	W/L	P/S	Att	Cmp	Pct	Yds	Yds/Att	TD	Int	Lg	Sk	Lst	Rating	Att	Yds	Avg	Lg	TD
Sept 10	Bal	W	p	0	0	-	0	-	0	0	-	0	0	-	0	0	-	-	0
<b>Totals</b>		<b>1-0</b>	<b>1/0</b>	<b>0</b>	<b>0</b>	<b>-</b>	<b>0</b>	<b>-</b>	<b>0</b>	<b>0</b>	<b>-</b>	<b>0</b>	<b>0</b>	<b>-</b>	<b>0</b>	<b>0</b>	<b>-</b>	<b>0</b>	<b>0</b>
2008 Cincinnati Bengals		PASSING													RUSHING				
Date	Opp	W/L	P/S	Att	Cmp	Pct	Yds	Yds/Att	TD	Int	Lg	Sk	Lst	Rating	Att	Yds	Avg	Lg	TD
Sept 7	@ Bal	L	DNP																
Sept 14	Ten	L	p	0	0	-	0	-	0	0	-	0	0	-	0	0	-	-	0
Sept 21	@ NYG	L	DNP																
Sept 28	Cle	L	S	35	21	60.0	156	4.46	1	3	22	3	14	44.5	4	41	10.3	13	0
Oct 5	@ Dal	L	DNP																
Oct 12	@ NYJ	L	S	33	20	60.6	152	4.61	0	0	16	5	24	71.8	6	23	3.8	10	1
Oct 19	Pit	L	S	35	21	60.0	164	4.69	1	0	19	7	47	81.1	4	15	3.8	10	0
Oct 26	@ Hou	L	S	32	20	62.5	155	4.84	0	2	14	2	7	48.3	7	42	6.0	11	0
Nov 2	Jax	W	S	31	21	67.7	162	5.23	2	1	22	2	9	88.4	3	52	17.3	22	0
Nov 16	Phi	T	S	44	29	65.9	261	5.93	1	0	26t	8	35	89.3	5	9	1.8	5	0
Nov 20	@ Pit	L	S	37	20	54.1	168	4.54	1	1	31	1	3	63.8	2	8	4.0	9	0
Nov 30	Bal	L	S	31	12	38.7	124	4.00	0	0	46	3	22	51.0	3	29	9.7	21	0
Dec 7	@ Ind	L	S	26	18	69.2	170	6.54	0	2	26	4	23	55.0	3	17	5.7	8	0
Dec 14	Was	W	S	29	16	55.2	209	7.21	1	0	79	2	5	89.6	11	29	2.6	14	1
Dec 21	@ Cle	W	S	9	5	55.6	55	6.11	1	0	20t	0	0	110.9	5	10	2.0	7	0
Dec 28	KC	W	S	30	18	60.0	129	4.30	0	0	16	1	4	70.0	7	29	4.1	13	0
<b>Totals</b>		<b>4-11-1</b>	<b>13/12</b>	<b>372</b>	<b>221</b>	<b>59.4</b>	<b>1905</b>	<b>5.12</b>	<b>8</b>	<b>9</b>	<b>79</b>	<b>38</b>	<b>193</b>	<b>70.0</b>	<b>60</b>	<b>304</b>	<b>5.1</b>	<b>22</b>	<b>2</b>
2009 Buffalo Bills		PASSING													RUSHING				
Date	Opp	W/L	P/S	Att	Cmp	Pct	Yds	Yds/Att	TD	Int	Lg	Sk	Lst	Rating	Att	Yds	Avg	Lg	TD
Sept 14	@ NE	L	DNP																
Sept 20	TB	W	DNP																
Sept 27	NO	L	DNP																
Oct 4	@ Mia	L	DNP																
Oct 11	Cle	L	DNP																
Oct 18	@ NYJ	W	p	25	10	40.0	116	4.64	1	1	37t	0	0	51.4	7	20	2.9	7	0
Oct 25	@ Car	W	S	22	11	50.0	123	5.59	1	0	50	2	9	82.2	7	10	1.4	5	0
Nov 1	Hou	L	S	23	15	65.2	117	5.09	0	2	24	2	10	41.4	0	0	-	-	0
Nov 15	@ Ten	L	p	7	2	28.6	6	0.86	0	1	5	0	0	0.0	0	0	-	-	0
Nov 22	@ Jax	L	S	31	18	58.1	297	9.58	1	2	98t	2	7	74.3	1	5	5.0	5	0
Nov 29	Mia	W	S	26	17	65.4	246	9.46	1	1	51t	6	39	92.8	7	50	7.1	31t	1
Dec 3	NYJ	L	S	23	9	39.1	98	4.26	0	1	38	3	27	34.3	5	32	6.4	11	0
Dec 13	@ KC	W	S	20	12	60.0	86	4.30	1	1	17	2	13	65.8	3	17	5.7	8	0
Dec 20	NE	L	S	25	17	68.0	178	7.12	1	1	29	4	22	85.1	0	0	-	-	0
Dec 27	@ Atl	L	INA																
Jan 3	Ind	W	S	25	16	64.0	155	6.20	3	0	41t	0	0	120.8	1	7	7.0	7	0
<b>Totals</b>		<b>6-10</b>	<b>10/8</b>	<b>227</b>	<b>127</b>	<b>55.9</b>	<b>1422</b>	<b>6.26</b>	<b>9</b>	<b>10</b>	<b>98t</b>	<b>21</b>	<b>127</b>	<b>69.7</b>	<b>31</b>	<b>141</b>	<b>4.5</b>	<b>31t</b>	<b>1</b>
2010 Buffalo Bills		PASSING													RUSHING				
Date	Opp	W/L	P/S	Att	Cmp	Pct	Yds	Yds/Att	TD	Int	Lg	Sk	Lst	Rating	Att	Yds	Avg	Lg	TD
Sept 12	Mia	L	DNP																
Sept 19	@ GB	L	DNP																
Sept 26	@ NE	L	S	28	20	71.4	247	8.82	2	2	37t	1	7	92.4	3	18	6.0	10	0
Oct 3	NYJ	L	S	27	12	44.4	128	4.74	2	0	37	3	19	83.6	7	74	10.6	22	0
Oct 10	Jax	L	S	30	20	66.7	220	7.33	3	0	45t	3	24	121.5	2	4	2.0	4	0
Oct 24	@ Bal	L	S	43	29	67.4	382	8.88	4	2	43	1	0	106.9	4	20	5.0	11	0
Oct 31	@ KC	L	S	48	24	50.0	223	4.65	1	1	37	3	32	61.4	6	43	7.2	14	0
Nov 7	Chi	L	S	51	31	60.8	299	5.86	1	2	45	1	5	67.4	2	9	4.5	7	0
Nov 14	Det	W	S	24	12	50.0	146	6.08	1	0	43	1	7	83.0	1	-1	-1.0	-1	0
Nov 21	@ Cin	W	S	34	21	61.8	316	9.29	4	2	54	1	8	107.0	1	11	11.0	11	0
Nov 28	Pit	L	S	45	23	51.1	265	5.89	1	1	65t	2	10	67.4	2	4	2.0	4	0

## RYAN FITZPATRICK'S GAME-BY-GAME CONT.

Dec 5	@	Min	L	S	25	15	60.0	158	6.32	1	1	28	1	3	75.1	4	5	1.3	4	0
Dec 12		Cle	W	S	23	14	60.9	142	6.17	1	0	35	2	11	93.0	4	49	12.3	18	0
Dec 19	@	Mia	W	S	26	16	61.5	223	8.58	2	1	29	2	12	98.7	3	19	6.3	9	0
Dec 26		NE	L	S	37	18	48.6	251	6.78	0	3	41	3	7	37.1	1	14	14.0	14	0
Jan 2	@	NYJ	L	INA																
<b>Totals</b>			<b>4-12</b>	<b>13/13</b>	<b>441</b>	<b>255</b>	<b>57.8</b>	<b>3000</b>	<b>6.80</b>	<b>23</b>	<b>15</b>	<b>65t</b>	<b>24</b>	<b>145</b>	<b>81.8</b>	<b>40</b>	<b>269</b>	<b>6.7</b>	<b>22</b>	<b>0</b>

2011 Buffalo Bills		PASSING														RUSHING				
Date	Opp	W/L	P/S	Att	Cmp	Pct	Yds	Yds/Att	TD	Int	Lg	Sk	Lst	Rating	Att	Yds	Avg	Lg	TD	
Sept 11	@	KC	W	S	25	17	68.0	208	8.32	4	0	35	1	7	133.0	3	3	1.0	3	0
Sept 18		Oak	W	S	46	28	60.9	264	5.74	3	1	19	0	0	89.4	3	23	7.7	13	0
Sept 25		NE	W	S	40	27	67.5	369	9.23	2	2	48	0	0	92.6	4	-6	-1.5	0	0
Oct 2	@	Cin	L	S	34	20	58.8	199	5.85	0	0	44	1	9	75.5	1	5	5.0	5	0
Oct 9		Phi	W	S	27	21	77.8	193	7.15	1	1	49	1	5	93.4	3	7	2.3	10	0
Oct 16	@	NYG	L	S	30	21	70.0	244	8.13	2	2	60t	3	25	88.7	3	8	2.7	4	0
Oct 30		Was	W	S	27	21	77.8	262	9.70	2	1	46	2	10	116.4	3	4	1.3	5	0
Nov 6		NYJ	L	S	31	15	48.4	191	6.16	1	2	52	0	0	51.9	2	9	4.5	9	0
Nov 13	@	Dal	L	S	31	20	64.5	146	4.71	1	3	21	1	10	46.6	3	20	6.7	12	0
Nov 20	@	Mia	L	S	39	20	51.3	209	5.36	0	2	31	2	11	45.8	7	16	2.3	8	0
Nov 27	@	NYJ	L	S	39	26	66.7	264	6.77	3	0	36t	3	14	111.5	5	34	6.8	15	0
Dec 4		Ten	L	S	46	29	63.0	288	6.26	1	0	29	1	6	88.0	4	1	0.3	4	0
Dec 11	@	SD	L	S	34	13	38.2	176	5.18	0	2	53	1	10	31.0	5	26	5.2	18	0
Dec 18		Mia	L	S	47	31	66.0	316	6.72	2	3	28	3	25	72.7	2	7	3.5	5	0
Dec 24		Den	W	S	27	15	55.6	196	7.26	0	0	55	1	5	78.6	3	22	7.3	12	0
Jan 1	@	NE	L	S	46	29	63.0	307	6.67	2	4	29	2	11	60.7	5	36	7.2	16	0
<b>Totals</b>			<b>6-10</b>	<b>16/16</b>	<b>569</b>	<b>353</b>	<b>62.0</b>	<b>3832</b>	<b>6.73</b>	<b>24</b>	<b>23</b>	<b>60t</b>	<b>22</b>	<b>148</b>	<b>79.1</b>	<b>56</b>	<b>215</b>	<b>3.8</b>	<b>18</b>	<b>0</b>

2012 Buffalo Bills		PASSING														RUSHING				
Date	Opp	W/L	P/S	Att	Cmp	Pct	Yds	Yds/Att	TD	Int	Lg	Sk	Lst	Rating	Att	Yds	Avg	Lg	TD	
Sept 9	@	NYJ	L	S	32	18	56.3	195	6.09	3	3	30	0	0	66.5	2	8	4.0	9	0
Sept 16		KC	W	S	19	10	52.6	178	9.37	2	0	49t	0	0	120.1	4	34	8.5	20	0
Sept 23	@	Cle	W	S	35	22	62.9	208	5.94	3	0	32t	1	2	107.8	6	10	1.7	7	0
Sept 30		NE	L	S	39	22	56.4	350	8.97	4	4	68t	3	10	81.1	3	14	4.7	7	0
Oct 7	@	SF	L	S	26	16	61.5	126	4.85	0	1	20	1	11	57.5	2	1	0.5	2	0
Oct 14	@	Ari	W	S	32	18	56.3	153	4.78	0	0	23	2	12	68.9	3	5	1.7	4	0
Oct 21		Ten	L	S	35	27	77.1	225	6.43	3	1	27t	1	9	109.8	2	23	11.5	13	0
Nov 4	@	Hou	L	S	38	25	65.8	239	6.29	0	0	28	4	9	83.1	2	14	7.0	11	0
Nov 11	@	NE	L	S	40	27	67.5	337	8.43	2	1	25	3	18	99.7	3	12	4.0	6	0
Nov 15		Mia	W	S	27	17	63.0	168	6.22	0	0	24	3	7	80.5	3	15	5.0	13	0
Nov 25	@	Ind	L	S	33	17	51.5	180	5.45	1	1	63	2	11	65.2	3	12	4.0	6	0
Dec 2		Jax	W	S	17	9	52.9	112	6.59	2	1	51	0	0	88.4	5	18	3.6	11	1
Dec 9		StL	L	S	33	25	75.8	247	7.48	1	1	34	5	27	93.9	3	5	1.7	3	0
Dec 16		Sea	L	S	38	21	55.3	217	5.71	1	2	25	3	32	58.8	3	8	2.7	4	0
Dec 23	@	Mia	L	S	35	20	57.1	240	6.86	1	1	41	2	13	75.9	4	18	4.5	9	0
Dec 30		NYJ	W	S	26	12	46.2	225	8.65	1	0	66t	0	0	89.4	0	0	-	-	0
<b>Totals</b>			<b>6-10</b>	<b>16/16</b>	<b>505</b>	<b>306</b>	<b>60.6</b>	<b>3400</b>	<b>6.73</b>	<b>24</b>	<b>16</b>	<b>68t</b>	<b>30</b>	<b>161</b>	<b>83.3</b>	<b>48</b>	<b>197</b>	<b>4.1</b>	<b>20</b>	<b>1</b>

## RYAN FITZPATRICK'S NFL STATISTICS

REGULAR SEASON			PASSING											RUSHING				
Year	Team	GP/GS	Att	Cmp	Pct	Yds	Yd/Att	TD	INT	Lg	Sk	Yds	Rat	Att	Yds	Avg	Lg	TD
2005	St. Louis	4/3	135	76	56.3	777	5.8	4	8	56t	9	49	58.2	14	64	4.6	14t	2
2006	St. Louis	1/0	0	0	-	0	-	0	0	-	0	0	-	3	0	0.0	2	0
2007	Cin.	1/0	0	0	-	0	-	0	0	-	0	0	-	0	0	-	0	0
2008	Cin.	13/12	372	221	59.4	1,905	5.1	8	9	79	38	193	70.0	60	304	5.1	22	2
2009	Buffalo	10/8	227	127	55.9	1,422	6.3	9	10	98t	21	127	69.7	31	141	4.5	31t	1
2010	Buffalo	13/13	441	255	57.8	3,000	6.8	23	15	65t	24	145	81.8	40	269	6.7	22	0
2011	Buffalo	16/16	569	353	62.0	3,832	6.7	24	23	60t	22	148	79.1	56	215	3.8	18	0
2012	Buffalo	16/16	505	306	60.6	3,400	6.7	24	16	68t	30	161	83.3	48	197	4.1	20	1
<b>NFL Totals</b>		<b>74/68</b>	<b>2,249</b>	<b>1,338</b>	<b>59.5</b>	<b>14,336</b>	<b>6.4</b>	<b>92</b>	<b>81</b>	<b>98t</b>	<b>144</b>	<b>823</b>	<b>76.8</b>	<b>252</b>	<b>1,190</b>	<b>4.7</b>	<b>31t</b>	<b>6</b>

**Career record as starter:** 24-43-1 (.360): 0-3 (2005), 0-0 (2006), 0-0 (2007), 4-7-1 (2008), 4-4 (2009), 4-9 (2010), 6-10 (2011), 6-10 (2012)

### Single-Game Highs

Attempts - 51 vs. Chicago (11/7/10)

Completions - 31 (Twice, last vs. Miami 12/18/11)

Passing Yards - 382 at Baltimore (10/24/10)

Touchdown Passes - 4 (Four times, last vs. New England 9/30/12)

Long Completion - 98t at Jacksonville (11/22/09)

Rushing Attempts - 11 vs. Washington (12/14/08)

Rushing Yards - 74 vs. N.Y. Jets (10/3/10)

Long Rush - 31t vs. Miami (11/29/09)

Rushing Touchdowns - 1 (Six times, last vs. Jacksonville 12/2/12)

### Additional Statistics

Receptions - 1 for -3 yards at N.Y. Jets (10/12/08)

53



## MOISE FOKOU

LINEBACKER • 6'1" • 243 lbs • COLLEGE: MARYLAND  
 ACQUIRED: UNRESTRICTED FREE AGENT (IND) - 2013  
 NFL EXP. (NFL/TITANS): 5/1 • HOMETOWN: CAMEROON, AFRICA  
 GAMES PLAYED/GAMES STARTED: 59/23 (PLAYOFFS: 3/2)



**PRO:** The Titans signed Moise Fokou (pronounced Moses FOE-koo) in the early stages of the 2013 unrestricted free agency period, adding a young and versatile veteran capable of manning different positions among the linebacking corps. Following his career at the University of Maryland, Fokou was drafted by the Philadelphia Eagles in the seventh round of the 2009 NFL Draft. He spent three seasons and played in 43 games (22 starts) with the Eagles before being traded to the Indianapolis Colts in 2012. He played in all 16 games (one start) in his only season in Indianapolis.

### CAREER HIGHLIGHTS:

- In 2012, Fokou played in all 16 games for the third time in his career. He totaled 46 tackles, a sack, two passes defended and a forced fumble in his only season with the Colts.
- In 2010, set a career high with 11 starts and posted 41 tackles with the Eagles.

### TITANS TIDBITS:

- Fokou was born in the African nation of Cameroon and immigrated to the United States in 1990.
- Fokou originally enrolled at Division III Frostburg State in 2004 to play football and study electrical engineering. He transferred to Maryland as a walk-on after his freshman season and eventually earned a scholarship with the Terrapins.

### CAREER TRANSACTIONS:

- The Cameroon, Africa, native was originally selected by the Philadelphia Eagles in the seventh round (230th overall) of the 2009 NFL Draft.
- On Aug. 2, 2012, traded from the Eagles along with linebacker Greg Lloyd to the Indianapolis Colts in exchange for cornerback Kevin Thomas and a conditional seventh-round selection in the 2013 NFL Draft.
- Signed by the Titans as an unrestricted free agent on March 14, 2013.

### SEASON RECAPS:

**2012 (16/1, 1/0 – Indianapolis):** After being traded to the Colts during training camp, played in all 16 games with one start. Totaled 46 tackles, a sack, two passes defended and a forced fumble. Added five special teams tackles.

- At Chicago (9/9), competed at Chicago in his first game in a Colts uniform and finished the game with two tackles and one special teams stop.
- Against Green Bay (10/7), logged six tackles and one sack. Also added one special teams tackle.
- At Jacksonville (11/8), set a season high with seven tackles and added one forced fumble, one pass defended and one special teams stop. The fumble was recovered by teammate Darius Butler and led to a Colts touchdown on the ensuing possession.
- At New England (11/18), made his only start of the season at middle linebacker.
- At Detroit (12/2), tied his season high with seven tackles (six solo) in a Week 13 victory at Detroit (12/2).
- At Baltimore (1/6), tallied two tackles and one pass defended in the team's Wild Card playoff loss.

**2011 (11/7 – Philadelphia):** Played in 11 games (seven starts) and totaled 27 tackles (15 solo) and one pass defended in his final season in Philadelphia. Ranked second on the team with 10 special teams tackles before being placed on Injured Reserve on Nov. 29.

- At St. Louis (9/11), set a season high with seven tackles in the season opener.

**2010 (16/11, 1/1 – Philadelphia):** Saw action in all 16 contests (11 starts) and posted 41 tackles (33 solo), one sack, one pass defended and two forced fumbles. Also led the team with 19 special teams tackles.

- At San Francisco (10/10), started at linebacker and notched his first career forced fumble.
- At New York Giants (12/19), registered his first career sack and contributed a season-best seven tackles and a team-leading four special teams stops.
- Against Green Bay (1/9), finished with six tackles in the team's Wild Card playoff loss to the Packers.

**2009 (16/4 – Philadelphia):** In his rookie season, played in all 16 games (four starts) and contributed with 30 tackles (18 solo) and one pass defended. Tied for first on the team in special teams tackles (20) and recovered two fumbles on special teams.

- Against the New York Giants (11/1), recovered a fumble on a kickoff return by Domenik Hixon, which led to a field goal.
- Against Dallas (11/8), started his first NFL game and recorded four tackles.
- At San Diego (11/15), set a career-high with nine tackles (11/15).
- At Dallas (1/9), finished with three tackles in the team's Wild Card playoff loss to the Cowboys.

### COLLEGE:

- Registered 182 tackles in 39 career games at Maryland.
- As a senior, was an All-ACC selection at strongside linebacker after totaling 77 tackles, a career-best 12 tackles for loss and five sacks. His five sacks in 2008 were the most by a Maryland linebacker since Shawne Merriman had a team-best 8.5 in 2004. Fokou was the only player in the ACC in 2008 to finish with 75 or more tackles and at least five sacks.
- Selected to play in the 2009 Under Armour Senior Bowl.
- In 2007, tallied 84 tackles, three forced fumbles and a team-high 17 special teams stops.
- Started his collegiate career at Division III Frostburg State, where he registered 70 tackles in 10 games.
- Graduated with a degree in criminology and criminal justice.

### PERSONAL:

- Attended Bullis (Potomac, Md.) High School, where he was an All-IAC and second-team All-Met selection as a senior running back and linebacker. Also garnered team MVP honors that year.
- Also lettered in basketball at Bullis.
- Fokou is on Twitter at @moisefokou.
- Born on Aug. 28, 1985 in Cameroon, Africa.



## MOISE FOKOU'S NFL STATISTICS

REGULAR SEASON				TACKLES							INTERCEPTIONS					FUMBLES			
Year	Team	GP	GS	Tot	Solo	Asst	Sk	Yds	QBP	TFL	No	Yds	Lg	TD	PD	FF	FR	Yds	SpT
2009	Philadelphia	16	4	30	18	12	0.0	0.0	1	1	0	0	-	0	1	0	0	0	20
2010	Philadelphia	16	11	41	33	8	1.0	18.0	4	2	0	0	-	0	1	2	0	0	19
2011	Philadelphia	11	7	27	15	12	0.0	0.0	1	2	0	0	-	0	2	0	0	0	10
2012	Indianapolis	16	1	46	34	12	1.0	6.0	NA	NA	0	0	-	0	2	1	0	0	5
<b>NFL Totals</b>		<b>59</b>	<b>23</b>	<b>144</b>	<b>100</b>	<b>44</b>	<b>2.0</b>	<b>24.0</b>	<b>6</b>	<b>5</b>	<b>0</b>	<b>0</b>	<b>-</b>	<b>0</b>	<b>6</b>	<b>3</b>	<b>0</b>	<b>0</b>	<b>54</b>

PLAYOFFS				TACKLES							INTERCEPTIONS					FUMBLES			
Year	Team	GP	GS	Tot	Solo	Asst	Sk	Yds	QBP	TFL	No	Yds	Lg	TD	PD	FF	FR	Yds	SpT
2009	Philadelphia	1	1	3	2	1	0.0	0.0	0	0	0	0	-	0	0	0	0	0	0
2010	Philadelphia	1	1	6	3	3	0.0	0.0	0	1	0	0	-	0	0	0	0	0	1
2012	Indianapolis	1	0	2	2	0	0.0	0.0	NA	NA	0	0	-	0	1	0	0	0	0
<b>NFL Totals</b>		<b>3</b>	<b>2</b>	<b>11</b>	<b>7</b>	<b>4</b>	<b>0.0</b>	<b>0.0</b>	<b>0</b>	<b>1</b>	<b>0</b>	<b>0</b>	<b>-</b>	<b>1</b>	<b>1</b>	<b>0</b>	<b>0</b>	<b>0</b>	<b>1</b>

### Single-Game Highs

Tackles - 9 at San Diego (11/15/09)  
 Special Teams Tackles - 4 at N.Y. Giants (12/19/10)  
 Sacks - 1 (twice, last vs. Green Bay, 10/7/12)  
 Forced Fumble - 1 (three times, last at Jacksonville, 11/8/12)

### Additional Statistics

Special Teams Forced Fumbles - 1 (2010)  
 Special Teams Fumble Recoveries - 2 (2009)

## MOISE FOKOU'S GAME-BY-GAME

**2009 Philadelphia Eagles**

Date	Opp	W/L	P/S	Tot	Solo	Asst	Sk	- Yds	QBP	TFL	Int-	Yds	-TD	PD	FF	FR-	Yds	SpT	
Sept 13	@ Car	W	p	0	0	0	0.0	0.0	NA	NA	0	0	0	0	0	0	0	0	0
Sept 20	NO	L	p	0	0	0	0.0	0.0	NA	NA	0	0	0	0	0	0	0	0	0
Sept 27	KC	W	p	0	0	0	0.0	0.0	NA	NA	0	0	0	0	0	0	0	0	0
Oct 11	TB	W	p	0	0	0	0.0	0.0	NA	NA	0	0	0	0	0	0	0	0	0
Oct 18	@ Oak	L	p	0	0	0	0.0	0.0	NA	NA	0	0	0	0	0	0	0	0	0
Oct 26	@ Was	W	p	0	0	0	0.0	0.0	NA	NA	0	0	0	0	0	0	0	0	0
Nov 1	NYG	W	p	3	1	2	0.0	0.0	NA	NA	0	0	0	0	0	0	0	0	0
Nov 8	Dal	L	S	4	2	2	0.0	0.0	NA	NA	0	0	0	0	0	0	0	0	0
Nov 15	@ SD	L	S	9	6	3	0.0	0.0	NA	NA	0	0	0	0	0	0	0	0	0
Nov 22	Chi	W	p	0	0	0	0.0	0.0	NA	NA	0	0	0	0	0	0	0	0	0
Nov 29	Was	W	p	0	0	0	0.0	0.0	NA	NA	0	0	0	0	0	0	0	0	0
Dec 6	@ Atl	W	p	1	1	0	0.0	0.0	NA	NA	0	0	0	0	0	0	0	0	0
Dec 13	@ NYG	W	p	0	0	0	0.0	0.0	NA	NA	0	0	0	0	0	0	0	0	0
Dec 20	SF	W	p	3	1	2	0.0	0.0	NA	NA	0	0	0	0	0	0	0	0	0
Dec 27	Den	W	S	5	4	1	0.0	0.0	NA	NA	0	0	0	0	0	0	0	0	0
Jan 3	@ Dal	L	S	5	3	2	0.0	0.0	NA	NA	0	0	0	0	0	0	0	0	0
<b>Totals</b>				<b>11-5</b>	<b>16/4</b>	<b>30</b>	<b>18</b>	<b>12</b>	<b>0.0</b>	<b>0.0</b>	<b>NA</b>	<b>NA</b>	<b>0</b>	<b>0</b>	<b>0</b>	<b>0</b>	<b>0</b>	<b>0</b>	<b>0</b>

**2010 Philadelphia Eagles**

Date	Opp	W/L	P/S	Tot	Solo	Asst	Sk	- Yds	QBP	TFL	Int-	Yds	-TD	PD	FF	FR-	Yds	SpT	
Sept 12	GB	L	p	0	0	0	0.0	0.0	NA	NA	0	0	0	0	0	0	0	0	0
Sept 19	@ Det	W	p	0	0	0	0.0	0.0	NA	NA	0	0	0	0	0	0	0	0	0
Sept 26	@ Jax	W	p	1	1	0	0.0	0.0	NA	NA	0	0	0	0	0	0	0	0	0
Oct 3	Was	L	p	0	0	0	0.0	0.0	NA	NA	0	0	0	0	0	0	0	0	0
Oct 10	@ SF	W	S	3	2	1	0.0	0.0	NA	NA	0	0	0	1	0	0	0	0	0
Oct 17	Atl	W	S	5	4	1	0.0	0.0	NA	NA	0	0	0	0	0	0	0	0	0
Oct 24	@ Ten	L	S	5	4	1	0.0	0.0	NA	NA	0	0	0	1	0	0	0	0	0
Nov 7	Ind	W	p	0	0	0	0.0	0.0	NA	NA	0	0	0	0	0	0	0	0	0
Nov 15	@ Was	W	S	3	3	0	0.0	0.0	NA	NA	0	0	0	0	0	0	0	0	0
Nov 21	NYG	W	S	4	2	2	0.0	0.0	NA	NA	0	0	0	0	0	0	0	0	0
Nov 28	@ Chi	L	S	3	3	0	0.0	0.0	NA	NA	0	0	0	0	0	0	0	0	0
Dec 2	Hou	W	S	1	1	0	0.0	0.0	NA	NA	0	0	0	0	0	0	0	0	0
Dec 12	@ Dal	W	S	5	4	1	0.0	0.0	NA	NA	0	0	0	0	0	0	0	0	0
Dec 19	@ NYG	W	S	7	6	1	1.0	NA	NA	NA	0	0	0	0	0	0	0	0	0
Dec 28	Min	L	S	2	2	0	0.0	0.0	NA	NA	0	0	0	0	0	0	0	0	0
Jan 2	Dal	L	S	2	1	1	0.0	0.0	NA	NA	0	0	0	0	0	0	0	0	0
<b>Totals</b>				<b>10-6</b>	<b>16/11</b>	<b>41</b>	<b>33</b>	<b>8</b>	<b>1.0</b>	<b>NA</b>	<b>NA</b>	<b>NA</b>	<b>0</b>	<b>0</b>	<b>0</b>	<b>2</b>	<b>0</b>	<b>0</b>	<b>0</b>

**2011 Philadelphia Eagles**

Date	Opp	W/L	P/S	Tot	Solo	Asst	Sk	- Yds	QBP	TFL	Int-	Yds	-TD	PD	FF	FR-	Yds	SpT	
Sept 11	@ StL	W	S	7	4	3	0.0	0.0	NA	NA	0	0	0	0	0	0	0	0	0
Sept 18	@ Atl	L	S	3	0	3	0.0	0.0	NA	NA	0	0	0	0	0	0	0	0	0
Sept 25	NYG	L	S	3	2	1	0.0	0.0	NA	NA	0	0	0	0	0	0	0	0	0
Oct 2	SF	L	S	4	3	1	0.0	0.0	NA	NA	0	0	0	0	0	0	0	0	0
Oct 9	@ Buf	L	p	2	1	1	0.0	0.0	NA	NA	0	0	0	0	0	0	0	0	0
Oct 16	@ Was	W	S	3	2	1	0.0	0.0	NA	NA	0	0	0	0	0	0	0	0	0
Oct 30	Dal	W	S	1	0	1	0.0	0.0	NA	NA	0	0	0	0	0	0	0	0	0
Nov 7	Chi	L	S	3	2	1	0.0	0.0	NA	NA	0	0	0	0	0	0	0	0	0
Nov 13	Ari	L	p	1	1	0	0.0	0.0	NA	NA	0	0	0	0	0	0	0	0	0
Nov 20	@ NYG	W	p	0	0	0	0.0	0.0	NA	NA	0	0	0	0	0	0	0	0	0
Nov 27	NE	L	p	0	0	0	0.0	0.0	NA	NA	0	0	0	0	0	0	0	0	0
Dec 1	@ Sea	L	INJ																
Dec 11	@ Mia	W	INJ																
Dec 18	NYJ	W	INJ																
Dec 24	@ Dal	W	INJ																
Jan 1	Was	W	INJ																
<b>Totals</b>				<b>8-8</b>	<b>11/7</b>	<b>27</b>	<b>15</b>	<b>12</b>	<b>0.0</b>	<b>0.0</b>	<b>NA</b>	<b>NA</b>	<b>0</b>	<b>0</b>	<b>0</b>	<b>0</b>	<b>0</b>	<b>0</b>	<b>0</b>

**2012 Indianapolis Colts**

Date	Opp	W/L	P/S	Tot	Solo	Asst	Sk	- Yds	QBP	TFL	Int-	Yds	-TD	PD	FF	FR-	Yds	SpT	
Sept 9	@ Chi	L	p	2	2	0	0.0	0.0	NA	NA	0	0	0	0	0	0	0	0	0
Sept 16	Min	W	p	2	2	0	0.0	0.0	NA	NA	0	0	0	0	0	0	0	0	0
Sept 23	Jax	L	p	4	4	0	0.0	0.0	NA	NA	0	0	0	0	0	0	0	0	0
Oct 7	GB	W	p	6	3	3	1.0	NA	NA	NA	0	0	0	0	0	0	0	0	0
Oct 14	@ NYJ	L	p	3	1	2	0.0	0.0	NA	NA	0	0	0	0	0	0	0	0	0
Oct 21	Cle	W	p	1	1	0	0.0	0.0	NA	NA	0	0	0	0	0	0	0	0	0
Oct 28	@ Ten	W	p	0	0	0	0.0	0.0	NA	NA	0	0	0	0	0	0	0	0	0
Nov 4	Mia	W	p	4	4	0	0.0	0.0	NA	NA	0	0	0	0	0	0	0	0	0
Nov 8	@ Jax	W	p	7	3	4	0.0	0.0	NA	NA	0	0	0	1	1	0	0	0	0
Nov 18	@ NE	L	S	0	0	0	0.0	0.0	NA	NA	0	0	0	0	0	0	0	0	0
Nov 25	Buf	W	p	4	3	1	0.0	0.0	NA	NA	0	0	0	1	0	0	0	0	0
Dec 2	@ Det	W	p	7	6	1	0.0	0.0	NA	NA	0	0	0	0	0	0	0	0	0
Dec 9	Ten	W	p	4	4	0	0.0	0.0	NA	NA	0	0	0	0	0	0	0	0	0
Dec 16	@ Hou	L	p	1	1	0	0.0	0.0	NA	NA	0	0	0	0	0	0	0	0	0
Dec 23	@ KC	W	p	1	0	1	0.0	0.0	NA	NA	0	0	0	0	0	0	0	0	0
Dec 30	Hou	W	p	0	0	0	0.0	0.0	NA	NA	0	0	0	0	0	0	0	0	0
<b>Totals</b>				<b>11-5</b>	<b>16/1</b>	<b>46</b>	<b>34</b>	<b>12</b>	<b>1.0</b>	<b>NA</b>	<b>NA</b>	<b>NA</b>	<b>0</b>	<b>0</b>	<b>2</b>	<b>1</b>	<b>0</b>	<b>0</b>	<b>0</b>

77



## THADDEUS GIBSON

DEFENSIVE END • 6'2" • 243 lbs • COLLEGE: OHIO STATE  
 ACQUIRED: FREE AGENT - 2012 • NFL EXP. (NFL/TITANS): 2/1  
 HOMETOWN: EUCLID, OHIO  
 GAMES PLAYED/GAMES STARTED: 4/0 (PLAYOFFS: 0/0)



**PRO:** Thaddeus Gibson joined the Titans as a member of their practice squad midway through the 2012 campaign. The 6-foot-2-inch, 243-pounder has experience playing defensive end in the 4-3 system, as well as an outside linebacker in a 3-4 scheme. The former 2010 fourth-round pick is strong at the point of attack against the run, yet possesses the speed and athleticism to rush the passer. Prior to arriving in Tennessee, the Ohio State product spent time with the Pittsburgh Steelers, San Francisco 49ers, Washington Redskins, Houston Texans and Chicago Bears.

### TITANS TIDBITS:

- Gibson has a love for music and enjoys writing songs and making beats. He is also learning to play the guitar. Gibson was drawn to the music industry even more after his cousin Kenny "Kenn Ball" Smith, a talented rapper, tragically passed away in Cleveland in 2012. Thaddeus and Smith's family have released some of his music on iTunes.

### CAREER TRANSACTIONS:

- The Euclid, Ohio, native was originally selected by the Pittsburgh Steelers in the fourth round (116th overall) of the 2010 NFL Draft.
- Released by the Steelers on Oct. 31, 2010 and was claimed off waivers by the San Francisco 49ers on Nov. 1, 2010.
- Released by the 49ers on Aug. 15, 2011 and was claimed off waivers by the Washington Redskins on Aug. 18, 2011.
- Released by the Redskins on Sept. 3, 2011.
- Signed to the Houston Texans' practice squad on Oct. 12, 2011 and released by the Texans on Nov. 23, 2011.
- Signed to the Chicago Bears' practice squad on Nov. 30, 2011.
- Signed to the Bears' active roster from their practice squad on Dec. 19, 2011.
- Released by the Bears on Aug. 26, 2012.
- Signed to the Titans' practice squad on Oct. 17, 2012.
- Re-signed by the Titans to a future contract on Dec. 31, 2012.

### SEASON RECAPS:

**2012 (0/0 – Tennessee):** Was signed to the Titans' practice squad on Oct. 17, 2012 and spent the remainder of the season with the team.

**2011 (2/0 – Chicago; 0/0 – Houston):** Spent six weeks on the Texans' practice squad during the middle of the season before being released on Nov. 23, 2011. Signed to the Bears' practice squad on Nov. 30, 2011 and spent three weeks in that role until being signed to the active roster on Dec. 19, 2011. Appeared in the final two contests for Chicago seeing action on special teams.

**2010 (2/0 – San Francisco; 0/0 – Pittsburgh):** Was inactive for the first seven games of the season with the Steelers. Was released by Pittsburgh on Oct. 31 and was claimed off waivers by the San Francisco 49ers. Was inactive for six games with the 49ers before appearing in the final two games of the season, recording a quarterback pressure on defense and three solo tackles and a forced fumble on special teams.

### COLLEGE:

- Started 23 of 35 games at Ohio State – 13 at left defensive end and 10 on the right side. Entered the NFL Draft following his junior season. Finished his career with 82 tackles, 10 sacks for minus-55 yards and 25 stops for losses totaling 86 yards. Caused five fumbles and recovered three others, returning one 69 yards for a touchdown. Deflected four passes and gained five yards on one interception return.
- As a junior (2009), was an All-Big Ten Conference second-team selection

by the league's coaches. Moved to left defensive end, starting every game while recording 45 tackles with four sacks for minus-21 yards, as his 13.0 stops for losses of 38 yards tied for 24th on the school single-season list. Added a quarterback pressure, a pass deflection and a five-yard interception return. Recovered and caused a pair of fumbles.

- As a sophomore (2008), named to The NFL Draft Report's Sophomore All-America second-team. Was a recipient of the Agonis/Rick Meyer Award from the Ohio State coaching staff. Started the final 10 games at right defensive end and registered 26 tackles that included five sacks for minus-27 yards and nine stops for losses totaling 38 yards. Deflected one pass and caused two fumbles. Recovered a fumble that he advanced 69 yards for a touchdown.
- As a redshirt freshman (2007), saw most of his playing time with the special team units, recording 11 tackles. Caused a fumble on his lone sack of the season.
- As a freshman (2006), was redshirted, participating on the scout team.
- Majored in African and African-American Studies at Ohio State.

### PERSONAL:

- Attended Euclid (Ohio) High School, where he was twice named All-Ohio and to the *Cleveland Plain Dealer* "Best of the Best" all-star team. The Big 33 selection was also named the Cleveland Touchdown Club's 2005 Defensive Player of the Year.
- As a senior, registered 39 total tackles, 10 quarterback sacks and eight stops behind the line of scrimmage, as he also totaled 24 quarterback pressures.
- As a junior, posted 50 tackles, 17 sacks, 22 pressures and two interceptions.
- Also excelled as a forward on the school's basketball team.
- Follow Gibson on Twitter @thaddgibson
- Born Thaddeus Gibson on Oct. 21, 1987 in Euclid, Ohio.

## THADDEUS GIBSON'S NFL STATISTICS

REGULAR SEASON		TACKLES									INTERCEPTIONS					FUMBLES				
Year	Team	GP	GS	Tot	Solo	Asst	Sk	Yds	QBP	TFL	No	Yds	Lg	TD	PD	FF	FR	Yds	SpT	
2010	San Francisco	2	0	0	0	0	0.0	0.0	1	0	0	0	0	0	0	0	0	0	0	3
2011	Chicago	2	0	0	0	0	0.0	0.0	0	0	0	0	0	0	0	0	0	0	0	0
2012	Tennessee	0	0	Practice Squad																
<b>NFL Totals</b>		<b>4</b>	<b>0</b>	<b>0</b>	<b>0</b>	<b>0</b>	<b>0.0</b>	<b>0.0</b>	<b>1</b>	<b>0</b>	<b>0</b>	<b>0</b>	<b>0</b>	<b>0</b>	<b>0</b>	<b>0</b>	<b>0</b>	<b>0</b>	<b>0</b>	<b>3</b>


**Single-Game Highs**

Special Teams Tackles - 2 at St. Louis (12/26/10)

**Additional Statistics**

Forced Fumble on Special Teams - 1 at St. Louis (12/26/10)

50



## ZAVIAR GOODEN

LINEBACKER • 6'1" • 231 lbs • COLLEGE: MISSOURI  
 ACQUIRED: 3RD ROUND - 2013 • NFL EXPERIENCE: ROOKIE  
 HOMETOWN: PFLUGERVILLE, TEXAS  
 GAMES PLAYED/GAMES STARTED: 0/0 (PLAYOFFS: 0/0)



**PRO:** The Titans acquired former Missouri Tigers linebacker Zaviar Gooden in the third round of the 2013 NFL Draft. Gooden's tremendous speed—his 4.47-second 40-yard dash was the fastest among linebackers at the 2013 NFL Combine—gives him an advantage in chasing ball carriers and receivers from sideline to sideline. He will add immediately to the special teams coverage units and compete for a role on the defense.

### CAREER HIGHLIGHTS:

- As a senior at Missouri, Gooden was named a team captain and registered 61 tackles, two fumble recoveries and an interception for a touchdown.
- As a sophomore, Gooden set career highs in tackles (85), tackles for loss (7.5), passes defended (five) and sacks (three).
- Gooden's fourth-quarter interception on Oct. 23, 2010 helped seal a victory against the third-ranked Oklahoma Sooners.

### TITANS TIDBITS:

- At the 2013 NFL Scouting Combine, Gooden showed his speed and athleticism by posting a 4.47-second 40-yard dash, the top time among his class of linebackers. When the Titans drafted him, it marked the second time in as many years they selected the fastest linebacker available in the draft. Their 2012 second-rounder, Zach Brown, led his group with a 4.44-second 40-yard dash.
- His father, Maury, who works for UPS in Pflugerville, Texas, took a second job to afford the trips to Missouri to watch his son play.
- Gooden began his career at Missouri as a safety. Initially reluctant to switch, he moved to linebacker after his 2008 redshirt season and by 2010 was thriving as a 13-game starter.

### CAREER TRANSACTIONS:

- The Pflugerville, Texas, native was selected by the Titans in the third round (97th overall) of the 2013 NFL Draft.

### COLLEGE:

- Played in 49 games at Missouri, including 36 starts at weakside outside linebacker. Recorded 256 tackles with four sacks, 20.5 stops for losses, 11 passes defended, five interceptions, two forced fumbles, five fumble recoveries and a blocked kick.

**AS A SENIOR (2012),** served as a team captain in his final season. Started 10 games at outside linebacker and finished seventh on the team with 61 tackles (36 solos). He added four tackles for loss, two fumble recoveries and an interception for a touchdown.

- Against Southeastern Louisiana (9/1), returned an interception 20 yards for a touchdown.
- At Tennessee (11/10), led the defense with nine tackles in a 51-48 overtime win.
- Against Syracuse (11/17), posted a career-high 15 tackles (10 solos), including a tackle for loss.

**AS A JUNIOR (2011),** started all 13 games, ranking third on the squad with 80 tackles (54 solos), adding a three-yard sack and six stops for losses of 23 yards. Batted away four passes and intercepted two others.

- At Arizona State (9/9), named the Big 12 Conference Defensive Player of the Week after leading all Tigers with nine tackles, adding a sack and blocking an extra point.
- Against Kansas (11/26), tied for the team lead with seven tackles and also had an interception, picking off a pass batted at the line of scrimmage.
- Against North Carolina (12/26), closed out the season with a six-tackle

outing in the Independence Bowl. Totals also included 1.5 tackles for loss and an interception.

**AS A SOPHOMORE (2010),** led the team with 85 tackles (50 solos) in his first year as a starter. Delivered three sacks and 7.5 stops behind the line of scrimmage. Also caused a fumble and recovered two others. Gained 10 yards on two interceptions and deflected five additional passes. Named All-Big 12 Conference honorable mention by the league's coaches after the season.

- Against Illinois (9/4), tied for second on the team with eight tackles in his first career start.
- Against Oklahoma (10/23), recorded his first career interception in the fourth quarter, helping put away the Sooners. Also made five tackles against the Sooners.
- Against Nebraska (10/30), recorded a career-high two sacks.
- At Texas Tech (11/6), picked off a pass that he returned 10 yards.

**AS A REDSHIRT FRESHMAN (2009),** received first-team Academic All-Big 12 Conference honors. Appeared in all 13 games as a reserve, finishing with 30 tackles (27 solos), including three tackles for loss. Recovered and caused a fumble and also deflected a pass.

- Redshirted as a safety in 2008.
- Graduated in December 2012 with a degree in business management.

### PERSONAL:

- Single, and resides in Pflugerville, Texas.
- Attended Pflugerville (Texas) High School, where as a senior he rushed for 1,128 yards and nine touchdowns, intercepted a pair of passes, and had a fumble recovery while guiding the team to a 12-4 record and a second-place finish in the Class 5A ranks. Selected the district's 2007 All-Purpose Player of the Year. Rivals.com rated him the 32nd-best safety in the nation and regarded him as the 56th-best player in the state of Texas.
- As a high school junior, started on both sides of the ball. The All-District first-team safety posted 61 tackles with two interceptions. Also named second-team All-District as a running back with 800 yards and 10 touchdowns on the ground.
- Earned a starting job on defense as a sophomore, responding with 50 tackles, two interceptions and a forced fumble.
- Also spent four years on the track team in high school, competing in the 200-meter and 4x400 relay.
- Enjoys bow bunting and playing dominoes.
- Aspires to do mission work in Senegal.
- List of favorites: (movie) "Remember the Titans"; (TV show) "The Fresh Prince of Bel-Air"; (actor) Martin Lawrence; (music artists) The Temptations; (school subject) math; (car) Bugatti; (books) "The Art of War" by Sun Tzu and the Bible; (video game) NCAA Football; (food) soul food; and (athlete as a child) Barry Sanders.
- Born Zaviar Raynal Gooden on Aug. 31, 1990 in Austin, Texas.

## ZAVIAR GOODEN'S COLLEGE STATISTICS

REGULAR SEASON		TACKLES									INTERCEPTIONS					FUMBLES		
Year	Team	GP	GS	Tot	Solo	Asst	Sk	Yds	QBP	TFL	No	Yds	Lg	TD	PD	FF	FR	Yds
2009	Missouri	13	0	30	27	3	0.0	0.0	NA	3.0	0	0	-	0	1	1	1	1
2010	Missouri	13	13	85	50	35	3.0	8.0	NA	7.5	2	10	10	0	5	1	2	0
2011	Missouri	13	13	80	54	26	1.0	3.0	NA	6.0	2	0	0	0	4	0	0	0
2012	Missouri	10	10	61	36	25	0.0	0.0	NA	4.0	1	20	20t	1	1	0	2	0
College Totals		49	36	256	167	89	4.0	11.0	NA	20.5	5	30	20t	1	11	2	5	1

### Single-Game Highs

Tackles - 15 vs. Syracuse (11/17/12)

Sacks - 2 at Nebraska (10/30/10)

Interceptions - 1 (Five times, last vs. Southeastern Louisiana, 9/1/12)

Interception Long - 20t vs. Southeastern Louisiana (9/1/12)

23



## SHONN GREENE

RUNNING BACK • 5'11" • 233 lbs • COLLEGE: IOWA  
 ACQUIRED: UNRESTRICTED FREE AGENT (NYJ) - 2013  
 NFL EXP. (NFL/TITANS): 5/1 • HOMETOWN: SICKLERVILLE, N.J.  
 GAMES PLAYED/GAMES STARTED: 61/31 (PLAYOFFS: 6/0)



**PRO:** The Titans identified Shonn Greene as a priority early in free agency to serve as a between-the-tackles rusher in the Titans' backfield. The 5-foot-11-inch, 226-pounder is a compact, powerful runner who will provide the ideal complement to Pro Bowl starter Chris Johnson. The five-year veteran is coming off back-to-back 1,000-yard rushing seasons with the N.Y. Jets and has scored 14 total touchdowns over the past two years (2011-2012). The Iowa product excelled in short-yardage situations in 2012. When the Jets faced third-and-two or shorter last season, Greene gained first downs on an NFL-best 11 of 11 attempts and on second-and-two or shorter, he was 12 of 15.

### CAREER HIGHLIGHTS:

- In 2012, Greene set a career-high with 1,063 rushing yards, marking his second-consecutive season over 1,000 yards.
- In 2011, Greene started a career-high 15 games and registered the first 1,000-yard season of his career, carrying 253 times for 1,054 yards and six touchdowns.
- Greene scored three rushing touchdowns in his postseason career, tying Curtis Martin and Freeman McNeil for the most in Jets history. His 502 rushing yards in the postseason rank behind only McNeil (632) and Martin (528) for most in Jets postseason history.
- Greene collected 263 rushing yards in his first two postseason games, the second-most rushing yards a rookie runner has ever amassed, trailing only Duane Thomas (Dallas), who posted 278 yards in his first two contests as a rookie in 1970.

### TITANS TIDBITS:

- Greene was raised by his grandmother, Cheryl Greene. He has a big heart with "Cheryl" tattooed in the middle of it on his neck.
- Greene took a job assembling furniture at McGregor's while taking classes at Kirkwood Community College in Iowa City.

### CAREER TRANSACTIONS:

- The Sicklerville, N.J., native was selected by the N.Y. Jets in the third round (65th overall) the 2009 NFL Draft.
- Signed by the Titans as an unrestricted free agent on March 14, 2013.

### SEASON RECAPS:

**2012 (16/14 – N.Y. Jets):** Rushed for a career-high 1,063 yards on 276 carries, breaking the 1,000 yard mark for the second-consecutive season. Established a new career best with eight rushing touchdowns. Hauled in 19 receptions for 151 yards.

- At Buffalo (9/9), carried a then career-high 27 times for 94 yards and a touchdown marking the most successful opening day game of his career. In the second half, recorded 16 rushes for 52 allowing the Jets to run the clock out after having a 27-7 halftime lead.
- Against Indianapolis (10/14), posted career highs with 161 yards rushing and 32 carries and matched his career best with three rushing touchdowns. His 161 yards rushing were the most by a Jet since Thomas Jones ran for 210 yards against Buffalo (10/18/09).
- At New England (10/21), recorded a touchdown for the second-consecutive game and for the third-consecutive game in Foxborough. Finished with six receptions, one shy of his career best set at Oakland (09/25/11).
- Against Arizona (12/2), rushed for the second 100-yard game (104 yards) of the season, eighth of his career, as the Jets improved to 8-0 in games where he rushes for 100 yards or more.
- Against San Diego (12/23), set career-high for touchdowns in a season (8)

when he scored on a pair of one-yard runs in the first quarter.

**2011 (16/15 – N.Y. Jets):** Established then career-highs in every offensive category as he earned the starting role at running back. Carried the ball 253 times for 1,054 yards and six touchdowns. Compiled a career-best 30 catches for 211 yards.

- At Oakland (9/25), made his third start of the season, establishing a career-best as he led the club in receptions for the first time, collecting seven passes for 47 yards. Combined for 106 total yards, his first game of 100-or-more total yards since he gained 117 yards on the ground at Buffalo (10/03/10).
- Against San Diego (10/23), recorded the first 100-yard rushing game of 2011, when he tallied 112 yards on 20 carries (5.6 avg.).
- At Washington (12/4), set a single-game high with three rushing touchdowns. It was his first multiple touchdown game in the regular season since his rookie season when he rushed for two scores at Oakland (10/25/09). Finished the game with 22 carries for 88 yards and the three rushing touchdowns, also registered three receptions for 26 yards.
- Against Kansas City (12/11), recorded his sixth touchdown and second 100-yard effort of the season when he rushed for 129 yards and a score on 24 carries (5.4 avg.) in the Jets 37-10 victory.

**2010 (15/2, 3/0 – N.Y. Jets):** Appeared in the first 15 games, starting the first two games of his career in the season's first two games. Rushed 185 times for 766 yards and two touchdowns. Hauled in 16 receptions for 120 yards. Played in all three postseason games, finishing with 198 yards on 45 carries (4.4 avg.) and one touchdown and caught one pass for nine yards. Was inactive for the season finale as he was rested for the postseason.

- Against Baltimore (9/13), made the first start of his career as he gained 18 yards on five carries. Added his first regular-season reception when he caught a Mark Sanchez pass for nine yards.
- At Buffalo (10/3), registered the second 100-yard rushing performance of his career in the regular season when he ran 22 times for 117 yards. Combined with LaDainian Tomlinson to become the first Jets running backs to both surpass 100 yards rushing in a game since both he and Thomas Jones accomplished the feat at Oakland (10/25/09).
- Against Minnesota (10/11), increased the Jets lead to 22-13 with his 23-yard touchdown run with 4:30 remaining in the fourth quarter. Finished the game with 57 yards on 10 carries.
- At Chicago (12/26), led the club with 70 yards rushing on 12 carries, scoring on a three-yard run in the second quarter.
- At New England (1/16), ran 17 times for 76 yards (4.5 avg.) and caught one pass for nine yards in the Divisional Playoff. Scored on a 16-yard touchdown run with 1:41 to play in the fourth quarter to put the Jets ahead 28-14.

**2009 (14/0, 3/0 – N.Y. Jets):** Was the second-leading rusher on the NFL's top ranked rushing offense after finishing his rookie season with 540 yards on 108 carries (5.0 avg.). Played in 14 games in his rookie season and three more in the postseason. Rushed for 304 yards and two touchdowns on 54 postseason carries (5.6 avg.). Registered 100-yard rushing games in each of the Jets first two postseason wins.

- At New Orleans (10/4), saw his first NFL carry when he ran for nine yards in the second quarter. Finished the game with four carries for 23 yards.
- At Oakland (10/25), saw his first extended action after an injury to Leon Washington in the first quarter. Finished the game with 19 carries for 144 yards and his first two NFL touchdowns, earning a game ball for his

performance. Scored on runs of eight and 33 yards, the latter the longest play of his rookie regular season.

- At Indianapolis (12/27), received a game ball after a performance that saw him gain 95 yards on 16 carries. His 21-yard rush in the second quarter led to the Jets first points of the game.
- At Cincinnati (1/9), made his postseason debut and received a game ball after he carried 21 times for 135 yards and touchdown in the win. Registered the then-longest scoring play of his career and the then-longest scoring run in Jets postseason history when he tied up the game, 7-7, on a 39-yard touchdown run.
- At San Diego (1/17), racked up over 100 yards rushing for the second consecutive week as he amassed 128 yards on 23 carries in the win. Put the Jets ahead to stay when he raced 53 yards for a touchdown with 7:17 left in the game. The 53-yard touchdown eclipsed his own mark, set the week prior, for the longest scoring run in Jets postseason history.
- At Indianapolis (1/24), totaled 41 yards rushing on 10 carries before an injury in the third quarter sidelined him for the remainder of the AFC Championship Game.

#### **COLLEGE:**

- Played in 33 career games with 13 starts at Iowa and rushed for 2,228 yards (5.9 avg.) and 22 touchdowns. Added 72 yards on 11 receptions and 114 yards on six kickoff returns.
- As a senior (2008), set the school record with 1,850 yards rushing and 20 touchdowns, becoming Iowa's first consensus All-American running back since Nile Kinnick in 1939.
- In 2008, was named Big Ten Offensive Player of the Year and was the recipient of the Doak Walker Award, given to the nation's top running back. Also named the team's offensive captain and offensive MVP, while being named a semifinalist for the Maxwell Award, given to the nation's top player.
- Rushed for more than 100 yards in every game (13) in 2008, a Big Ten record, and was the third player at Iowa to rush for more than 200 yards twice in a season (217 vs. Wisconsin, 211 vs. Purdue).

#### **PERSONAL:**

- Prepped at Milford Academy (Conn.) in 2004, rushing for 1,274 yards.
- Attended Winslow Township (N.J.) High School and played running back and linebacker. Gained 1,378 yards rushing and 16 touchdowns as a senior and rushed for 1,267 yards and 18 touchdowns as a junior. Registered 191 tackles with one interception during his career.
- Named first-team all-conference and second-team all-state choice as a senior. The previous year, awarded all-state, All-South Jersey and all-

conference honors.

- Born Shonn Greene on Aug. 21, 1985 in Sicklerville, N.J.



## SHONN GREENE'S GAME-BY-GAME

2009 N.Y. Jets				RUSHING				RECEIVING					
Date	Opp	W/L	P/S	Att	Yds	Avg	Lg	TD	No	Yds	Avg	Lg	TD
Sept 13	@ Hou	W	IA										
Sept 20	NE	W	DNP										
Sept 27	Ten	W	p	0	0	-	0	0	0	0	-	0	0
Oct 4	@ NO	L	p	4	23	5.8	9	0	0	0	-	0	0
Oct 12	@ Mia	L	p	2	7	3.5	5	0	0	0	-	0	0
Oct 18	Buf	L	p	1	0	0.0	0	0	0	0	-	0	0
10/25	@ Oak	W	p	19	144	7.6	33t	2	0	0	-	0	0
Nov 1	Mia	L	p	8	18	2.3	7	0	0	0	-	0	0
Nov 15	Jax	L	p	7	26	3.7	14	0	0	0	-	0	0
Nov 22	@ NE	L	p	3	-1	-0.3	2	0	0	0	-	0	0
Nov 29	Car	W	p	10	36	3.6	12	0	0	0	-	0	0
Dec 3	@ Buf	W	p	11	59	5.4	17	0	0	0	-	0	0
Dec 13	@ TB	W	p	6	41	6.8	25	0	0	0	-	0	0
Dec 20	Atl	L	p	8	30	3.8	11	0	0	0	-	0	0
Dec 27	@ Ind	W	p	16	95	5.9	21	0	0	0	-	0	0
Jan 3	Cin	W	p	13	62	4.8	15	0	0	0	-	0	0
<b>Totals</b>		<b>9-7</b>	<b>14/0</b>	<b>108</b>	<b>540</b>	<b>5.0</b>	<b>33t</b>	<b>2</b>	<b>0</b>	<b>0</b>	<b>0</b>	<b>0</b>	<b>0</b>
<b>Playoffs</b>													
Jan 9	@ Cin	W	p	21	135	6.4	39t	1	0	0	-	0	0
Jan 17	@ SD	W	p	23	128	5.6	53t	1	1	4	4.0	4	0
Jan 24	@ Ind	L	p	10	41	4.1	13	0	0	0	-	0	0
<b>Totals</b>		<b>2-1</b>	<b>3/0</b>	<b>54</b>	<b>304</b>	<b>5.6</b>	<b>53t</b>	<b>2</b>	<b>1</b>	<b>4</b>	<b>4.0</b>	<b>4</b>	<b>0</b>

2010 N.Y. Jets				RUSHING				RECEIVING					
Date	Opp	W/L	P/S	Att	Yds	Avg	Lg	TD	No	Yds	Avg	Lg	TD
Sept 13	Bal	L	S	5	18	3.6	8	0	1	9	9.0	9	0
Sept 19	NE	W	S	15	52	3.5	8	0	1	8	8.0	8	0
Sept 26	@ Mia	W	p	10	36	3.6	9	0	0	0	-	0	0
Oct 3	@ Buf	W	p	22	117	5.3	17	0	0	0	-	0	0
Oct 11	Min	W	p	10	57	5.7	23t	1	0	0	-	0	0
Oct 17	@ Den	W	p	9	43	4.8	8	0	0	0	-	0	0
Oct 31	GB	L	p	6	22	3.7	8	0	1	10	10.0	10	0
Nov 7	@ Det	W	p	10	46	4.6	12	0	2	9	4.5	7	0
Nov 14	@ Cle	W	p	20	72	3.6	10	0	3	22	7.3	12	0
Nov 21	Hou	W	p	15	42	2.8	12	0	0	0	-	0	0
Nov 25	Cin	W	p	18	70	3.9	9	0	1	11	11.0	11	0
Dec 4	@ NE	L	p	13	64	4.9	13	0	1	3	3.0	3	0
Dec 12	Mia	L	p	8	17	2.1	6	0	3	29	9.7	15	0
Dec 19	@ Pit	W	p	12	40	3.3	6	0	1	5	5.0	5	0
Dec 26	@ Chi	L	p	12	70	5.8	18	1	2	14	7.0	9	0
Jan 2	Buf	W	IA										
<b>Totals</b>		<b>11-5</b>	<b>15/2</b>	<b>185</b>	<b>766</b>	<b>4.1</b>	<b>23t</b>	<b>2</b>	<b>16</b>	<b>120</b>	<b>7.5</b>	<b>15</b>	<b>0</b>
<b>Playoffs</b>													
Jan 8	@ Ind	W	p	19	70	3.7	8	0	0	0	-	0	0
Jan 16	@ NE	W	p	17	76	4.5	20	1	1	9	9.0	9	0
Jan 23	@ Pit	L	p	9	52	5.8	23	0	0	0	-	0	0
<b>Totals</b>		<b>2-1</b>	<b>3/0</b>	<b>45</b>	<b>198</b>	<b>4.4</b>	<b>23</b>	<b>1</b>	<b>1</b>	<b>9</b>	<b>9.0</b>	<b>9</b>	<b>0</b>

2011 N.Y. Jets				RUSHING				RECEIVING					
Date	Opp	W/L	P/S	Att	Yds	Avg	Lg	TD	No	Yds	Avg	Lg	TD
Sept 11	Dal	W	S	10	26	2.6	6	0	1	7	7.0	7	0
Sept 18	Jax	W	S	16	49	3.1	12	1	2	6	3.0	5	0
Sept 25	@ Oak	L	S	15	59	3.9	15	0	7	47	6.7	15	0
Oct 2	@ Bal	L	S	10	23	2.3	8	0	0	0	-	0	0
Oct 9	@ NE	L	S	21	83	4.0	9	1	2	9	4.5	5	0
Oct 17	Mia	W	S	21	74	3.5	20	0	1	3	3.0	3	0
Oct 23	SD	W	p	20	112	5.6	24	0	1	5	5.0	5	0
Nov 6	@ Buf	W	S	19	76	4.0	10	0	0	0	-	0	0
Nov 13	NE	L	S	13	61	4.7	8	0	2	14	7.0	7	0
Nov 17	@ Den	L	S	3	10	3.3	5	0	1	4	4.0	4	0
Nov 27	Buf	W	S	13	78	6.0	18	0	3	12	4.0	7	0
Dec 4	@ Was	W	S	22	88	4.0	25t	3	3	26	8.7	10	0
Dec 11	KC	W	S	24	129	5.4	31	1	3	58	19.3	36	0
Dec 18	@ Phi	L	S	18	73	4.1	13	0	1	0	0.0	0	0
Dec 24	NYG	L	S	14	58	4.1	13	0	3	20	6.7	8	0
Jan 1	@ Mia	L	S	14	55	3.9	10	0	0	0	-	0	0
<b>Totals</b>		<b>8-8</b>	<b>16/15</b>	<b>253</b>	<b>1,054</b>	<b>4.2</b>	<b>31</b>	<b>6</b>	<b>30</b>	<b>211</b>	<b>7.0</b>	<b>36</b>	<b>0</b>

2012 N.Y. Jets				RUSHING				RECEIVING					
Date	Opp	W/L	P/S	Att	Yds	Avg	Lg	TD	No	Yds	Avg	Lg	TD
Sept 9	Buf	W	S	27	94	3.5	14	1	0	0	-	0	0
Sept 16	@ Pit	L	S	11	23	2.1	9	0	0	0	-	0	0
Sept 23	@ Mia	W	S	19	40	2.1	9	0	2	9	4.5	6	0
Sept 30	SF	L	p	11	34	3.1	5	0	0	0	-	0	0
Oct 8	Hou	L	S	8	26	3.3	12	0	1	19	19.0	19	0
Oct 14	Ind	W	S	32	161	5.0	21	3	0	0	-	0	0
Oct 21	@ NE	L	S	16	54	3.4	8	1	6	34	5.7	12	0
Oct 28	Mia	L	S	15	77	5.1	36	0	2	29	14.5	21	0
Nov 11	@ Sea	L	S	15	58	3.9	9	0	1	5	5.0	9	0
Nov 18	@ STL	W	S	18	64	3.6	14	0	0	0	-	0	0
Nov 22	NE	L	S	14	71	5.1	15	0	1	9	9.0	9	0
Dec 2	Ari	W	p	24	104	4.3	19	0	0	0	-	0	0
Dec 9	@ Jax	W	S	20	77	3.9	14	1	0	0	-	0	0
Dec 17	@ Ten	L	S	13	68	5.2	16	0	2	1	0.5	1	0
Dec 23	SD	L	S	14	38	2.7	12	2	2	42	21.0	30	0
Dec 30	@ Buf	L	S	19	74	3.9	13	0	2	3	1.5	3	0
<b>Totals</b>		<b>6-10</b>	<b>16/14</b>	<b>276</b>	<b>1,063</b>	<b>3.9</b>	<b>36</b>	<b>8</b>	<b>19</b>	<b>151</b>	<b>7.9</b>	<b>30</b>	<b>0</b>

## SHONN GREENE'S NFL STATISTICS

### REGULAR SEASON

Year	Team	RUSHING							RECEIVING				
		GP	GS	Att	Yds	Avg	Lg	TD	No	Yds	Avg	Lg	TD
2009	N.Y. Jets	14	0	108	540	5.0	33t	2	0	0	-	0	0
2010	N.Y. Jets	15	2	185	766	4.1	23t	2	16	120	7.5	15	0
2011	N.Y. Jets	16	15	253	1,054	4.2	31	6	30	211	7.0	36	0
2012	N.Y. Jets	16	14	276	1,063	3.9	36	8	19	151	7.9	30	0
<b>NFL Totals</b>		<b>61</b>	<b>31</b>	<b>822</b>	<b>3,423</b>	<b>4.2</b>	<b>36</b>	<b>18</b>	<b>65</b>	<b>482</b>	<b>7.4</b>	<b>36</b>	<b>0</b>

### PLAYOFFS

Year	Team	RUSHING							RECEIVING				
		GP	GS	Att	Yds	Avg	Lg	TD	No	Yds	Avg	Lg	TD
2009	N.Y. Jets	3	0	54	304	5.6	53t	2	1	4	4.0	4	0
2010	N.Y. Jets	3	0	45	198	4.4	23	1	1	9	9.0	9	0
<b>Playoff Totals</b>		<b>6</b>	<b>0</b>	<b>99</b>	<b>502</b>	<b>5.1</b>	<b>53t</b>	<b>3</b>	<b>2</b>	<b>13</b>	<b>6.5</b>	<b>9</b>	<b>0</b>

#### Single-Game Highs

Rushing Attempts - 32 vs. Indianapolis (10/14/12)  
 Rushing Yards - 161 vs. Indianapolis (10/14/12)  
 Long Rush - 36 vs. Miami (10/28/12)  
 Rushing Touchdowns - 3 (Twice, last vs. Indianapolis 10/14/12)  
 Receptions - 7 at Oakland (9/25/11)  
 Receiving Yards - 58 vs. Kansas City (12/11/11)  
 Long Reception - 36 vs. Kansas City (12/11/11)

#### Playoff Single-Game Highs

Rushing Attempts - 23 at San Diego (1/17/10)  
 Rushing Yards - 135 at Cincinnati (1/9/10)  
 Long Rush - 53 at San Diego (1/17/10)  
 Rushing Touchdowns - 1 (Three times, last at New England 1/16/11)  
 Receptions - 1 (Twice, last at New England 1/16/11)  
 Receiving Yards - 9 at New England (1/16/11)  
 Long Reception - 9 at New England (1/16/11)





## MICHAEL GRIFFIN

SAFETY • 6'0" • 215 lbs • COLLEGE: TEXAS  
 ACQUIRED: 1ST ROUND - 2007 • NFL EXP. (NFL/TITANS): 7/7  
 HOMETOWN: AUSTIN, TEXAS  
 GAMES PLAYED/GAMES STARTED: 96/89 (PLAYOFFS: 2/2)



PRO BOWLS



2008 2010

**PRO:** Safety Michael Griffin, a two-time Pro Bowl selection, displays great range and playmaking ability in the secondary. The Titans' 2007 first-round pick possesses the ball-hawking skills of a safety and the speed and agility of a cornerback. Throughout his career, he has shown an uncanny knack for always being around the football and making big plays on defense and special teams. He has also been durable, having never missed a game in his first six seasons. During the 2012 offseason, he was rewarded with a new multi-year contract.

#### CAREER HIGHLIGHTS:

- In 2012, Griffin extended his starting streak to 59 games and his consecutive games played streak to 96. He tied for the team lead with four interceptions and ranked second on the squad with 103 tackles.
- By tying Jason McCourty for the team lead in 2012 with four interceptions, Griffin recorded his fourth career season to lead the squad or tie for the team lead. He joined Darryl Lewis (five times) and Samari Rolle (four) as the only players in franchise history to accomplish the feat at least four times. Griffin moved into a tie with Gregg Bingham for 13th place in franchise history with his 21st career interception.
- In 2011, Griffin ranked third on the squad with 96 tackles and added a pair of interceptions.
- In 2010, Griffin was named to his second Pro Bowl after leading the team with four interceptions and finishing second on the squad with a career-high 153 tackles.
- Griffin's streak of four consecutive games in 2010 with an interception tied for the second-longest streak in franchise history, trailing only Pete Jaquess' record of five games. The streak earned Griffin the October AFC Defensive Player of the Month Award.
- Griffin was named to his first Pro Bowl in 2008 after finishing tied for second in the NFL with a team-high seven interceptions.
- In 2007, Griffin began his rookie campaign as a cornerback before shifting back to his collegiate position of safety midway through the season. His three interceptions were the most by a Titans/Oilers rookie safety since Bubba McDowell recorded four in 1989.

#### TITANS TIDBITS:

- Griffin grew up playing football with his fraternal twin brother, Marcus, as a teammate. Both attended the University of Texas with Marcus redshirting his first season while Michael played immediately.
- Griffin returned to the University of Texas during the 2008 offseason to pursue his college degree in youth and community studies.
- Griffin is the product of two military parents. His father, Ronald, served more than 20 years with the U.S. Air Force, while his mother, Mae, was in the U.S. Navy for more than two decades. The couple met while serving in Korea and were later married and had twin sons, Michael and Marcus.

#### CAREER TRANSACTIONS:

- The Austin, Texas, native was selected by the Titans in the first round (19th overall) of the 2007 NFL Draft.

#### SEASON RECAPS:

**2012 (16/16):** Started all 16 games at safety and tied for the team lead with four interceptions. Finished second on the team with 103 tackles. Also posted two tackles for loss, two forced fumbles and a sack. Led or tied for the team lead in tackles three times (at SD, vs. IND, vs. NYJ). Tied for the team lead in passes defended once (vs. NYJ). Registered a career-best 18 tackles at San Diego (9/16/12).

- At San Diego (9/16), led the team with a career-high 18 tackles, including a stop for loss and a forced fumble. Teamed with Scott Solomon to stop

Jackie Battle for a two-yard loss on a rush in the fourth quarter.

- Against Indianapolis (10/28), tied for the team lead with 11 tackles, including an interception, a forced fumble and a blocked field goal. Forced a Dwayne Allen fumble that rolled out of bounds in the first quarter. Burst through the line and blocked an Adam Vinatieri field goal that was then returned 42 yards by Jordan Babineaux on the final play of the first half. Intercepted a deep pass intended for Reggie Wayne in the end zone at the start of the third quarter.
  - At Jacksonville (11/25), collected seven tackles, including a sack. Halted a Jaguars' drive and knocked them out of field goal range by sacking Chad Henne for an eight-yard loss on third-and-six early in the fourth quarter.
  - At Indianapolis (12/9), tallied six tackles, including a stop for loss and a pass defended. Stuffed Vick Ballard for a one-yard loss on a rush off left end in the first quarter.
  - Against N.Y. Jets (12/17), tied for the team lead with eight tackles. Tied a career-best with two interceptions. Intercepted a Mark Sanchez deep pass intended for Braylon Edwards in the final stanza. Stepped in front of and picked off a Sanchez pass intended for Jeff Cumberland at the goal line late in the fourth quarter.
  - Against Jacksonville (12/30), recorded three tackles and an interception. Picked off a deep pass intended for Justin Blackmon and returned it 33 yards.
- 2011 (16/16):** Started all 16 games at safety and tied for the team lead with two interceptions. Ranked third on the squad with 96 tackles and added one quarterback pressure, two tackles for loss, six passes defended and one forced fumble. Led or tied for the team lead in tackles twice (vs. BAL, at HST). Tied for the team lead in passes defended once (vs. IND).
- At Jacksonville (9/11), posted six tackles and stuffed Mike Thomas for a one-yard loss on a third-and-two play in the fourth quarter.
  - Against Baltimore (9/18), tied for the team lead with five tackles, including a stop for loss and a pass defended. Stuffed Ray Rice for a two-yard loss on a rush up the middle in the first quarter. Broke up a deep pass over the middle intended for Anquan Boldin in the fourth quarter.
  - At Cleveland (10/2), collected six tackles. Ended a Browns' drive by stopping Armond Smith for no gain on a fourth-and-one flip play in the second quarter.
  - Against Indianapolis (10/30), posted four tackles, an interception and two passes defended. Hauled in a tipped pass by Jason McCourty for an interception along the sideline in the second quarter. Ended a Colts' drive by knocking down a fourth-and-three pass intended for Dallas Clark late in the fourth quarter.
  - At Buffalo (12/4), tallied five tackles and a forced fumble. Forced a C.J. Spiller fumble but the loose ball was recovered by Spiller in the end zone for a touchdown.
  - Against New Orleans (12/11), recorded eight tackles, including a stop for loss. Shot through potential blockers and stuffed Pierre Thomas for a three-yard loss on a short pass in the left flat in the third quarter.
  - Against Jacksonville (12/24), totaled four tackles and interception. Ended a Jaguars' scoring chance by intercepting a pass in the end zone that was tipped by Jason McCourty in the fourth quarter.
  - At Houston (1/1), led the team with 11 tackles.

**2010 (16/16):** Named to the Pro Bowl and selected Associated Press second team All-Pro. Started all 16 games at safety and tied for sixth in the AFC with a team-high four interceptions. Finished second on the team with 153 tackles and 14 passes defended. Led or tied for the team lead in tackles six times (vs. OAK, at NYG, at SD, at MIA, vs. WAS, vs. HST). Led or tied for the team lead in passes defended four times (vs. PIT, vs.

PHI, vs. JAX, vs. HST). Named AFC Defensive Player of the Month for October after leading the AFC and ranking second in the NFL with four interceptions.

- Against Oakland (9/12), led the team with 11 tackles. Recovered a fumble that was caused by a Jacob Ford strip-sack in the first quarter. Broke up a potential touchdown pass to Louis Murphy in the end zone late in the second quarter.
- At N.Y. Giants (9/26), led the team with 15 tackles and a forced fumble. Caught and downed a Brett Kern 37-yard punt at the Giants' one-yard line, which led to a Titans' safety in the third quarter. Halted a potential Giants' scoring drive by forcing an Ahmad Bradshaw fumble that was recovered by Alterraun Verner at the Titans' five-yard line in the third stanza. Collected a special teams tackle on coverage units.
- Against Denver (10/3), picked off a Kyle Orton pass that was tipped by Will Witherspoon in the fourth quarter.
- At Dallas (10/10), tied for second on the team with 10 tackles. Halted a potential Cowboys' scoring chance with an acrobatic interception of a pass intended for Martellus Bennett in the end zone late in the third quarter.
- At Jacksonville (10/18), picked off a David Garrard pass intended for Tiquan Underwood in the first quarter and returned it 13 yards to the Jaguars' 37-yard line.
- Against Philadelphia (10/24), tallied five tackles and three passes defended, including an interception in his fourth consecutive game. Intercepted a Kevin Kolb pass intended for Jeremy Maclin and returned it 28 yards to the Eagles' 45-yard line in the second quarter. Became the seventh player in franchise history with an interception in four consecutive games. He also moved into a tie for 19th on the franchise's all-time career interceptions list.
- At San Diego (10/31), led the team with 11 tackles and teamed with Stephen Tulloch to stuff Ryan Mathews for a one-yard loss in the third quarter.
- Against Washington (11/21), led the team with 11 tackles.
- Against Jacksonville (12/5), started at safety and tallied 14 tackles and a pass defended.
- Against Indianapolis (12/9), started at safety and notched 11 tackles, including a stop for loss. Teamed with Chris Hope to stonewall Donald Brown for a three-yard loss on a rush off right guard in the second quarter.
- Against Houston (12/19), tied for the team lead with nine tackles, including a forced fumble and two passes defended. Forced an Andre Johnson fumble that was recovered by Johnson along the sideline in the third quarter. Broke up a pass intended for Owen Daniels along the sideline in the fourth quarter. Batted down a pass intended for Jacoby Jones late in the final stanza.
- At Indianapolis (1/2), totaled nine tackles, a pass defended and a fumble recovery. Broke up a pass intended for Pierre Garcon in the fourth quarter. Recovered a Dominic Rhodes fumble that was forced by Sen'Derrick Marks and returned it 20 yards to the Colts' 37-yard line late in the fourth quarter.

**2009 (16/15):** Played in all 16 games with 15 starts at safety and finished third on the team with 108 tackles. Posted seven passes defended, a sack, an interception, two forced fumbles, two fumble recoveries and nine special teams tackles on coverage units. Led or tied for the team lead in tackles four times in 2009, including a career-best 12 stops at Jacksonville (10/4/09). Led or tied for the team lead in special teams tackles twice in 2009. Led or tied for the team lead in passes defended four times in 2009.

- At Pittsburgh (9/10), posted six solo tackles, a forced fumble and a pass defended. Led the team with three special teams tackles. With the game tied at 10-10, halted a potential Steelers' scoring opportunity by forcing a Hines Ward fumble that was recovered by Stephen Tulloch at the Titans four-yard line with less than a minute remaining in regulation.
- At Jacksonville (10/4), led the team with a career-high 12 tackles and a fumble recovery. Recovered a David Garrard fumbled snap at the Titans' 12-yard line in the third quarter.
- Against Jacksonville (11/1), collected three tackles and a forced fumble in the Titans' 30-13 victory. Blocked Josh Scobee's extra point attempt following the Jaguars' touchdown in the third quarter. Forced a Mercedes Lewis fumble that was recovered by the Jaguars in the third quarter.
- Against Miami (12/20), posted 11 tackles, an interception, a fumble recovery and two passes defended in the Titans' 27-24 overtime win. Ended a potential Dolphins' scoring drive by recovering a Ricky Williams' fumble that was caused by Tony Brown at the Titans' 20-yard line early in the second quarter. Helped set up the Titans' winning field goal by intercepting a pass intended for Davone Bess in overtime.

**2008 (16/16, 1/1):** Named to the 2008 Pro Bowl after starting all 16 games at free safety and finishing tied for second in the NFL with a team-high seven interceptions. Registered 81 tackles, two tackles for loss, a forced fumble and finished third on the team with 12 passes defended. Continued to excel on special teams finishing second on the squad with 17 special teams stops. Notched a career-high two interceptions against Houston (9/21/08) and against Pittsburgh (12/21/08). Posted 115 interception return yards against Pittsburgh (12/21/08) which ranks second in franchise history for a single-game total (Miller Farr, 128 yards, at N.Y. Jets, 10/15/67).

- Against Jacksonville (9/7), tied for the team lead with eight tackles in the Titans' 17-10 victory on opening day. Registered his first career sack when he dropped David Garrard for a four-yard loss in the third quarter.
- At Cincinnati (9/14), collected six tackles and an interception in the 24-7 road victory. Intercepted a Carson Palmer pass intended for Reggie Kelly and returned it 15 yards in the fourth quarter.
- Against Houston (9/21), registered three solo tackles, a career-high three passes defended, two interceptions and a tackle for loss in the Titans' 31-12 victory. Made an acrobatic interception of a pass intended for Joel Dreessen along the left sideline in the first quarter. Picked off a fourth-and-10 pass intended for Andre Johnson in the fourth quarter.
- At Baltimore (10/5), registered two tackles and an interception in the Titans' 13-10 comeback victory over the Ravens. Stepped in front of Demetrius Williams, picked off a Joe Flacco pass and returned it six yards to the Ravens' 32-yard line in the second quarter.
- Against Cleveland (12/7), notched five tackles, an interception and two passes defended in the Titans' division-clinching 28-9 victory. Knocked down a deep pass intended for Braylon Edwards in the second quarter. Intercepted a pass intended for Edwards and raced 36 yards to the Cleveland 22-yard line, setting up the Titans' third touchdown of the afternoon in the third quarter.
- Against Pittsburgh (12/21), registered five tackles, two interceptions, including one that was returned for a touchdown, and three passes defended in the Titans' 31-14 victory. Halted a Steelers' drive by knocking away a deep pass intended for Nate Washington on third-and-10 late in the first quarter. Intercepted a pass intended for Nate Washington on third-and-two late in the third quarter. Sealed the victory by intercepting Roethlisberger and returning the pick 83 yards for a touchdown with 16 seconds remaining in the game.

**2007 (16/10, 1/1):** Saw action in all 16 games, starting the final 10 contests at free safety. Registered 49 tackles, three interceptions, eight passes defended, a forced fumble and a tackle for loss. Led the team with 16 special teams tackles. Made his first career NFL start at safety against Oakland (10/28). Collected his first career interception by picking off Sage Rosenfels against Houston (12/2). Saw action in his first career NFL game against Jacksonville (9/9). Tied for the team lead in passes defended three times in 2007 (vs. CAR, at CIN, at IND). Led or tied for the team lead in special teams tackles three times in 2007 (at NO, at HST, vs. SD).

- At Houston (10/21), led the team with six special teams tackles in the Titans' thrilling 38-36 victory over the Texans. Downed a Craig Hentrich 47-yard punt at the Houston 2-yard line in the fourth quarter and returned two kickoffs for 55 yards.
- Against Oakland (10/28), made his first career NFL start at safety and registered five tackles in the Titans' 13-9 win.
- Against Houston (12/2), recorded four tackles and an interception in the Titans' 28-20 victory. Collected his first career NFL interception by picking off a Sage Rosenfels pass intended for Kevin Walter in the fourth quarter.
- In AFC Wild Card Game at San Diego (1/6), registered seven tackles, including a tackle for loss and a pass defended. Batted down a deep pass intended for Chris Chambers in the end zone on a third-and-11 play in the second quarter.

#### COLLEGE:

- The 19th overall selection in the 2007 NFL Draft developed into one of the top safeties in college football during his four years at Texas. He started 28 times in 50 career games at Texas and totaled 364 tackles, 15 tackles for loss, four sacks, eight interceptions, 23 passes defended, nine forced fumbles and seven fumble recoveries. As one of the country's top special teams players, he set a Big 12 Conference record and ranked second in NCAA Division I-A history with eight career blocked punts.
- Led Texas in special teams tackles in each of his first two seasons and led the defense in tackles in his junior (124 tackles) and senior seasons (126). He was only the eighth player in Longhorns history to lead the team in tackles more than once in his career. His 364 career tackles on defense ranked eighth on the school's all-time list.

- As a senior, started all 13 games at free safety. Named second-team All-American by Associated Press and Walter Camp Football Foundation, first-team All-Big 12 by Associated Press and league's coaches and was semifinalist for Lott Trophy. Led team with 126 tackles and added four interceptions, 10 passes defended, one sack, four tackles for loss, four forced fumbles, two fumble recoveries and two blocked punts. Set season high with 16 tackles and added two passes defended at Texas Tech (10/28).
- As a junior, played 13 games with 12 starts at strong safety. Named second-team All-Big 12 after leading team with 124 tackles and adding three interceptions, eight passes defended, four tackles for loss, three fumble recoveries, one forced fumble and school-record four blocked punts. Matched school's highest single-game total since 1992 with career-high 23 tackles and blocked punt that was returned for touchdown at Texas A&M (11/25). Posted eight tackles and made crucial interception off Matt Leinart in Texas end zone to halt USC drive in 41-38 victory in Rose Bowl National Championship Game against USC (1/4).
- As a sophomore, played 12 games with one start and recorded 49 tackles, one sack, one interception, one forced fumble, one fumble recovery and two blocked punts. Also led team with 11 special teams tackles.
- As a freshman, played in 12 games with two starts and totaled 51 tackles, two sacks, three forced fumbles and one fumble recovery. Named team's Outstanding Defensive Newcomer. Also led squad with 21 special teams tackles.
- Majored in youth and community studies.

#### **PERSONAL:**

- Single, splits time between Nashville and Austin, Texas.
- Has a son, Michael Braylen Griffin, and a daughter, Mya Devin Griffin.
- Two-year starter at running back and senior starter at defensive back for Bowie (Austin, Texas) High School. As senior, named honorable mention All-State Class 5A on offense, District 25-5A Offensive MVP, Academic All-District and All-Central Texas as two-way performer. On offense, totaled 132 carries for 1,181 yards and 11 scores and added 46 tackles on defense.
- Also earned two letters in basketball and three in track & field, competing in 100m, 200m and mile relay.
- Participated in Pals program working with elementary school children while at Texas.
- Twice named to Athletics Director's Honor Roll at Texas.
- List of favorites: (TV show) "Martin"; (actor) Denzel Washington; (musician) Lil' Wayne; (school subject) math; (vacation getaway) Hawaii; (video game) NCAA Football; and (food) "anything cajun."
- Born Michael Devin Griffin on Jan. 4, 1985 in Austin, Texas.

# MICHAEL GRIFFIN'S GAME-BY-GAME

## 2007 Tennessee Titans

Date	Opp	W/L	P/S	Tot	Solo	Asst	Sk	- Yds	QBP	TFL	Int	- Yds	-TD	PD	FF	FR	- Yds	SpT		
Sept 9	@ Jax	W	p	0	0	0	0.0	0.0	0	0	0	0	0	0	0	0	0	0	0	
Sept 16	Ind	L	p	0	0	0	0.0	0.0	0	0	0	0	0	0	0	0	0	0	1	
Sept 24	@ No	W	p	0	0	0	0.0	0.0	0	0	0	0	0	0	0	0	0	0	1	
Oct 7	Atl	W	p	1	0	1	0.0	0.0	0	0	0	0	0	0	0	0	0	0	1	
Oct 14	@ TB	L	p	0	0	0	0.0	0.0	0	0	0	0	0	0	0	0	0	0	0	
Oct 21	@ Hou	W	p	0	0	0	0.0	0.0	0	0	0	0	0	0	0	0	0	0	6	
Oct 28	Oak	W	S	5	2	3	0.0	0.0	0	0	0	0	0	0	0	0	0	0	0	
Nov 4	Car	W	S	2	1	1	0.0	0.0	0	0	0	0	0	2	0	0	0	0	1	
Nov 11	Jax	L	S	4	3	1	0.0	0.0	0	0	0	0	0	0	0	0	0	0	1	
Nov 19	@ Den	L	S	4	4	0	0.0	0.0	0	0	0	0	0	0	0	0	0	0	0	
Nov 25	@ Cin	L	S	4	2	2	0.0	0.0	0	0	0	0	0	1	0	0	0	0	0	
Dec 2	Hou	W	S	4	3	1	0.0	0.0	0	0	1	3	0	1	0	0	0	0	1	
Dec 9	SD	L	S	8	6	2	0.0	0.0	0	0	1	0	0	1	0	0	0	0	1	
Dec 16	@ KC	W	S	5	3	2	0.0	0.0	0	0	1	0	0	1	0	0	0	0	1	
Dec 23	NYJ	W	S	7	6	1	0.0	0.0	0	1	0	0	0	0	0	0	0	0	1	
Dec 30	@ Ind	W	S	5	4	1	0.0	0.0	0	0	0	0	0	2	1	0	0	0	1	
<b>Totals</b>				<b>10-6</b>	<b>16/10</b>	<b>49</b>	<b>34</b>	<b>15</b>	<b>0.0</b>	<b>0.0</b>	<b>0</b>	<b>1</b>	<b>3</b>	<b>3</b>	<b>0</b>	<b>8</b>	<b>1</b>	<b>0</b>	<b>0</b>	<b>16</b>

## Playoffs

Jan 6	@ SD	L	S	7	6	1	0.0	0.0	0	1	0	0	0	1	0	0	0	0	0	0
<b>Totals</b>				<b>0-1</b>	<b>1/1</b>	<b>7</b>	<b>6</b>	<b>1</b>	<b>0.0</b>	<b>0.0</b>	<b>0</b>	<b>1</b>	<b>0</b>	<b>0</b>	<b>0</b>	<b>1</b>	<b>0</b>	<b>0</b>	<b>0</b>	<b>0</b>

## 2008 Tennessee Titans

Date	Opp	W/L	P/S	Tot	Solo	Asst	Sk	- Yds	QBP	TFL	Int	- Yds	-TD	PD	FF	FR	- Yds	SpT	
Sept 7	Jax	W	S	8	5	3	1.0	4.0	0	0	0	0	0	0	0	0	0	0	1
Sept 14	@ Cin	W	S	6	4	2	0.0	0.0	0	0	1	15	0	1	0	0	0	0	2
Sept 21	Hou	W	S	3	3	0	0.0	0.0	0	1	2	0	0	3	0	0	0	0	1
Sept 28	Min	W	S	3	1	2	0.0	0.0	0	0	0	0	0	1	0	0	0	0	1
Oct 5	@ Bal	W	S	2	1	1	0.0	0.0	0	0	1	6	0	1	0	0	0	0	0
Oct 19	@ KC	W	S	7	6	1	0.0	0.0	0	1	0	0	0	0	0	0	0	0	3
Oct 27	Ind	W	S	6	4	2	0.0	0.0	0	0	0	0	0	0	0	0	0	0	2
Nov 2	GB	W	S	7	6	1	0.0	0.0	0	0	0	0	0	0	0	0	0	0	0
Nov 9	@ Chi	W	S	7	3	4	0.0	0.0	0	0	0	0	0	0	0	0	0	0	2
Nov 16	@ Jax	W	S	7	3	4	0.0	0.0	0	0	0	0	0	0	0	0	0	0	0
Nov 23	NYJ	L	S	7	4	3	0.0	0.0	1	0	0	0	0	0	0	0	0	0	0
Nov 27	@ Det	W	S	1	0	1	0.0	0.0	1	0	0	0	0	1	1	0	0	0	2
Dec 7	Cle	W	S	5	3	2	0.0	0.0	0	0	1	36	0	2	0	0	0	0	1
Dec 14	@ Hou	L	S	7	5	2	0.0	0.0	0	0	0	0	0	0	0	0	0	0	1
Dec 21	Pit	W	S	5	1	4	0.0	0.0	0	0	2	115	1	3	0	0	0	0	1
Dec 28	@ Ind	L	S	0	0	0	0.0	0.0	0	0	0	0	0	0	0	0	0	0	0
<b>Totals</b>				<b>13-3</b>	<b>16/16</b>	<b>81</b>	<b>49</b>	<b>32</b>	<b>1.0</b>	<b>4.0</b>	<b>2</b>	<b>7</b>	<b>172</b>	<b>1</b>	<b>12</b>	<b>1</b>	<b>0</b>	<b>0</b>	<b>17</b>

## Playoffs

Jan 10	Bal	L	S	4	4	4	0.0	0.0	NA	0	0	0	0	0	0	0	0	0	0	0
<b>Totals</b>				<b>0-1</b>	<b>1/1</b>	<b>4</b>	<b>4</b>	<b>4</b>	<b>0.0</b>	<b>0.0</b>	<b>NA</b>	<b>0</b>	<b>0</b>	<b>0</b>	<b>0</b>	<b>0</b>	<b>0</b>	<b>0</b>	<b>0</b>	<b>0</b>

## 2009 Tennessee Titans

Date	Opp	W/L	P/S	Tot	Solo	Asst	Sk	- Yds	QBP	TFL	Int	- Yds	-TD	PD	FF	FR	- Yds	SpT		
Sept 10	@ Pit	L	S	6	6	0	0.0	0.0	0	0	0	0	0	1	1	0	0	0	3	
Sept 20	Hou	L	S	6	2	4	0.0	0.0	1	0	0	0	0	0	0	0	0	0	0	
Sept 27	@ NYJ	L	S	5	2	3	0.0	0.0	0	0	0	0	0	1	0	0	0	0	0	
Oct 4	@ Jax	L	S	12	6	6	0.0	0.0	0	0	0	0	0	0	0	1	0	0	0	
Oct 11	Ind	L	p	4	2	2	0.0	0.0	0	0	0	0	0	0	0	0	0	0	2	
Oct 18	@ NE	L	S	5	4	1	0.0	0.0	0	0	0	0	0	0	0	0	0	0	0	
Nov 1	Jax	W	S	3	2	1	0.0	0.0	0	0	0	0	0	1	0	0	0	0	1	
Nov 8	@ SF	W	S	11	9	2	0.0	0.0	0	0	0	0	0	1	0	0	0	0	1	
Nov 15	Buf	W	S	3	0	3	0.0	0.0	0	0	0	0	0	0	0	0	0	0	0	
Nov 23	@ Hou	W	S	6	3	3	0.0	0.0	0	0	0	0	0	0	0	0	0	0	1	
Nov 29	Ari	W	S	6	3	3	0.0	0.0	0	1	0	0	0	0	0	0	0	0	0	
Dec 6	@ Ind	L	S	3	2	1	0.0	0.0	0	0	0	0	0	2	0	0	0	0	0	
Dec 13	StL	W	S	7	4	3	0.0	0.0	0	1	0	0	0	0	0	0	0	0	1	
Dec 20	Mia	W	S	11	5	6	0.0	0.0	0	0	1	3	0	2	0	1	0	0	0	
Dec 25	SD	L	S	10	4	6	0.0	0.0	0	0	0	0	0	0	0	0	0	0	0	
Jan 3	@ Sea	W	S	10	8	2	1.0	10.0	0	0	0	0	0	0	0	0	0	0	0	
<b>Totals</b>				<b>8-8</b>	<b>16/15</b>	<b>108</b>	<b>62</b>	<b>46</b>	<b>1.0</b>	<b>10.0</b>	<b>1</b>	<b>2</b>	<b>1</b>	<b>3</b>	<b>0</b>	<b>7</b>	<b>2</b>	<b>2</b>	<b>0</b>	<b>9</b>

## 2010 Tennessee Titans

Date	Opp	W/L	P/S	Tot	Solo	Asst	Sk	- Yds	QBP	TFL	Int	- Yds	-TD	PD	FF	FR	- Yds	SpT		
Sept 12	Oak	W	S	11	8	3	0.0	0.0	0	0	0	0	0	0	1	0	1	0	0	
Sept 19	Pit	L	S	5	3	2	0.0	0.0	1	0	0	0	0	1	0	0	0	0	0	
Sept 26	@ NYG	W	S	15	11	4	0.0	0.0	0	0	0	0	0	0	0	1	0	0	1	
Oct 3	Den	L	S	9	6	3	0.0	0.0	0	0	1	9	0	1	0	0	0	0	1	
Oct 10	@ Dal	W	S	10	5	5	0.0	0.0	0	0	1	0	0	1	0	0	0	0	0	
Oct 18	@ Jax	W	S	6	3	3	0.0	0.0	0	0	1	13	0	1	0	0	0	0	0	
Oct 24	Phi	W	S	5	4	1	0.0	0.0	0	0	1	28	0	3	0	0	0	0	0	
Oct 31	@ SD	L	S	11	7	4	0.0	0.0	0	0	0	0	0	0	0	0	0	0	0	
Nov 14	@ Mia	L	S	9	9	0	0.0	0.0	0	0	0	0	0	2	0	0	0	0	0	
Nov 21	Was	L	S	11	7	4	0.0	0.0	0	0	0	0	0	0	0	0	0	0	0	
Nov 28	@ Hou	L	S	10	7	3	0.0	0.0	1	0	0	0	0	0	0	0	0	0	0	
Dec 5	Jax	L	S	14	6	8	0.0	0.0	0	0	0	0	0	1	0	0	0	0	0	
Dec 9	Ind	L	S	11	4	7	0.0	0.0	0	1	0	0	0	0	0	0	0	0	0	
Dec 19	Hou	W	S	9	7	2	0.0	0.0	0	0	0	0	0	2	1	0	0	0	0	
Dec 26	@ KC	L	S	8	6	2	0.0	0.0	0	0	0	0	0	0	0	0	0	0	0	
Jan 2	@ Ind	L	S	9	6	3	0.0	0.0	0	0	0	0	0	1	0	1	0	1	20	0
<b>Totals</b>				<b>6-10</b>	<b>16/16</b>	<b>153</b>	<b>99</b>	<b>54</b>	<b>0.0</b>	<b>0.0</b>	<b>2</b>	<b>1</b>	<b>4</b>	<b>50</b>	<b>0</b>	<b>14</b>	<b>2</b>	<b>2</b>	<b>20</b>	<b>2</b>

## 2011 Tennessee Titans

Date	Opp	W/L	P/S	Tot	Solo	Asst	Sk	- Yds	QBP	TFL	Int	- Yds	-TD	PD	FF	FR	- Yds	SpT		
Sept 11	@ Jax	L	S	6	5	1	0.0	0.0	0	0	0	0	0	0	0	0	0	0	0	0
Sept 18	Bal	W	S	5	3	2	0.0	0.0	0	1	0	0	0	1	0	0	0	0	0	0
Sept 25	Den	W	S	5	4	1	0.0	0.0	1	0	0	0	0	0	0	0	0	0	0	0
Oct 2	@ Cle	W	S	6	3	3	0.0	0.0	0	0	0	0	0	0	0	0	0	0	0	0
Oct 9	@ Pit	L	S	5	3	2	0.0	0.0	0	0	0	0	0	0	0	0	0	0	0	0
Oct 23	Hou	L	S	11	10	1	0.0	0.0	0	0	0	0	0	0	0	0	0	0	0	0
Oct 30	Ind	W	S																	

## MICHAEL GRIFFIN'S NFL STATISTICS

REGULAR SEASON				TACKLES							INTERCEPTIONS					FUMBLES			
Year	Team	GP	GS	Tot	Solo	Asst	Sk	Yds	QBP	TFL	No	Yds	Lg	TD	PD	FF	FR	Yds	SpT
2007	Tennessee	16	10	49	34	15	0.0	0.0	0	1	3	3	3	0	8	1	0	0	16
2008	Tennessee	16	16	81	49	32	1.0	4.0	2	2	7	172	83t	1	12	1	0	0	17
2009	Tennessee	16	15	108	62	46	1.0	10.0	1	2	1	3	3	0	7	2	2	0	9
2010	Tennessee	16	16	153	99	54	0.0	0.0	2	1	4	50	28	0	14	2	2	20	2
2011	Tennessee	16	16	96	70	26	0.0	0.0	1	2	2	0	0	0	6	1	0	0	0
2012	Tennessee	16	16	103	72	31	1.0	8.0	0	2	4	59	33	0	5	2	0	0	0
<b>NFL Totals</b>		<b>96</b>	<b>89</b>	<b>590</b>	<b>386</b>	<b>204</b>	<b>3.0</b>	<b>22.0</b>	<b>6</b>	<b>10</b>	<b>21</b>	<b>287</b>	<b>83t</b>	<b>1</b>	<b>52</b>	<b>9</b>	<b>4</b>	<b>20</b>	<b>44</b>

REGULAR SEASON				KICKOFF RETURNS				PUNT RETURNS				
Year	Team	No	Yds	Avg	Lg	TD	No	FC	Yds	Avg	Lg	TD
2007	Tennessee	18	422	23.4	48	0	0	0	0	0.0	0	0
2008	Tennessee	2	32	16.0	28	0	0	0	0	0.0	0	0
2009	Tennessee	6	143	23.8	31	0	0	0	0	0.0	0	0
<b>NFL Totals</b>		<b>26</b>	<b>597</b>	<b>23.0</b>	<b>48</b>	<b>0</b>	<b>0</b>	<b>0</b>	<b>0</b>	<b>0.0</b>	<b>0</b>	<b>0</b>

PLAYOFFS				TACKLES							INTERCEPTIONS					FUMBLES			
Year	Team	GP	GS	Tot	Solo	Asst	Sk	Yds	QBP	TFL	No	Yds	Lg	TD	PD	FF	FR	Yds	SpT
2007	Tennessee	1	1	7	6	1	0.0	0.0	0	0	0	0	0	0	1	0	0	0	0
2008	Tennessee	1	1	4	4	0	0.0	0.0	0	0	0	0	0	0	0	0	0	0	0
<b>Playoff Totals</b>		<b>2</b>	<b>2</b>	<b>11</b>	<b>10</b>	<b>1</b>	<b>0.0</b>	<b>0.0</b>	<b>0</b>	<b>0</b>	<b>0</b>	<b>0</b>	<b>0</b>	<b>0</b>	<b>1</b>	<b>0</b>	<b>0</b>	<b>0</b>	<b>0</b>

PLAYOFFS				KICKOFF RETURNS				PUNT RETURNS				
Year	Team	No	Yds	Avg	Lg	TD	No	FC	Yds	Avg	Lg	TD
2007	Tennessee	0	0	0.0	0	0	0	0	0	0.0	0	0
2008	Tennessee	1	25	25.0	25	0	0	0	0	0.0	0	0
<b>Playoff Totals</b>		<b>1</b>	<b>25</b>	<b>25.0</b>	<b>25</b>	<b>0</b>	<b>0</b>	<b>0</b>	<b>0</b>	<b>0.0</b>	<b>0</b>	<b>0</b>

### Single-Game Highs

Tackles - 18 at San Diego (9/16/12)  
 Sacks - 1 (Three times, last at Jacksonville 11/25/12)  
 Interceptions - 2 (Three times, last vs. N.Y. Jets 12/17/12)  
 Interception Long - 83t vs. Pittsburgh (12/21/08)  
 Passes Defensed - 3 (Three times, last vs. Philadelphia 10/24/10)  
 Forced Fumble - 1 (Eight times, last at San Diego 9/16/12)  
 Fumble Recovery - 1 (Four times, last at Indianapolis 1/2/11)  
 Kickoff Returns - 5 vs. Indianapolis (9/16/07)  
 Kickoff Return Yards - 126 vs. Indianapolis (9/16/07)  
 Kickoff Return Long - 48 at New Orleans (9/24/07)  
 Special Teams Tackles - 6 at Houston (10/21/07)

### Playoff Single-Game Highs

Tackles - 7 at San Diego (1/6/08)  
 Passes Defensed - 1 at San Diego (1/6/08)

### Additional Statistics

Touchdowns - 1 (83-yard interception return vs. Pittsburgh 12/21/08)  
 Blocked Field Goal - 1 vs. Indianapolis (10/28/12)  
 Blocked PAT - 1 vs. Jacksonville (11/1/09)

96



## DAJOHN HARRIS

DEFENSIVE TACKLE • 6'3" • 303 lbs • COLLEGE: SOUTHERN CAL  
 ACQUIRED: FREE AGENT - 2012 • NFL EXP. (NFL/TITANS): 2/2  
 HOMETOWN: INGLEWOOD, CALIF.  
 GAMES PLAYED/GAMES STARTED: 7/0 (PLAYOFFS: 0/0)



**PRO:** DaJohn Harris was signed by the Titans as an undrafted free agent on May 8, 2012. The 6-foot-3-inch, 306-pounder possesses a unique blend of athleticism and power allowing him to be a disruptive force in the middle of the defensive front. Harris was one of two 2012 rookie free agents to make the initial active roster at the start of the season. He appeared in seven games as a rookie and collected five tackles.

#### TITANS TIDBITS:

- After moving up draft charts with a stellar performance at the East-West Shrine Game, Harris was shocked when told he couldn't participate in the physical portion of workouts at the Combine. Offseason physicals with NFL teams determined that Harris had a heart condition known as PFO or patent foramen ovale. Following the combine, Harris visited a cardiologist in Arizona, who determined the hole was natural and normal. The Titans signed Harris as an undrafted free agent and he was one of two rookie free agents to make the initial 53-man roster.
- During the 2013 offseason, Harris went back to school at Southern Cal and finished his degree in policy planning and development.
- Harris and current Titans defensive tackle Jurrell Casey were roommates for two years at USC.

#### CAREER TRANSACTIONS:

- The Inglewood, Calif., native was signed by the Titans as an undrafted free agent on May 8, 2012.

#### SEASON RECAPS:

**2012 (7/0):** Appeared in seven games as a reserve at defensive tackle and posted five tackles. Was inactive for nine games. Saw action in his first career NFL game against New England (9/9/12).

- Against New England (9/9), made his NFL debut and saw limited action at defensive tackle.
- At San Diego (9/16), played in a reserve role at defensive tackle and totaled a tackle.
- Against Detroit (9/23), saw limited action as a reserve at defensive tackle and posted two tackles.
- At Green Bay (12/23), saw action as a reserve at defensive tackle and totaled two tackles.

#### COLLEGE:

- In a four-year career at Southern California, played in 39 games with 22 starts and his career totals included 72 tackles, 15 tackles for loss, 3.5 sacks, seven passes defended, two fumble recoveries and one interception.
- As a senior (2011), appeared in 11 games with 10 starts and registered 22 tackles, seven tackles for loss, 1.5 sacks, six passes defended and a fumble recovery. Participated in the 2011 East-West Shrine Game.
- As a junior (2010), played in 13 games with 12 starts and totaled 35 tackles, 5.5 tackles for loss, 3.5 sacks, one interception, one forced fumble, one fumble recovery and one pass defended. Intercepted a pass to set up a touchdown against California.
- As a sophomore (2009), appeared in nine games as a reserve defensive tackle and totaled 14 tackles, two tackles for loss and a half sack.
- As a redshirt freshman (2008), served as a reserve defensive tackle and tight end (he started working there midway through the 2008 season). Played in six games and made one tackle.
- As a freshman (2007), redshirted.
- Majored in public policy, management and planning at Southern Cal.

#### PERSONAL:

- Single and splits time between Inglewood, Calif. and Nashville.

• Attended Serra (Gardena, Calif.) High School and as a senior earned a long list of honors including Super Prep All-American, Prep Star All-American, Rivals.com 100, Scout.com All-West, *Long Beach Press-Telegram* Best in the West first team, *Orange County Register* Fab 15 first team, *Tacoma News-Tribune* Western 100, All-CIF Northwest Division first team and All-Del Rey League Lineman MVP.

- As a senior, totaled 64 tackles and nine sacks as a defensive lineman, plus 19 receptions for 304 yards and four touchdowns as a tight end in 2006.
- As a junior, made the All-Del Rey League first team while collecting 44 tackles, seven sacks, one fumble recovery and one interception on defense, plus 13 receptions for 145 yards and one touchdown on offense.
- First name is pronounced DAY-john.
- Born DaJohn Harris on Jan. 24, 1989 in Inglewood, Calif.





94



## SAMMIE HILL

DEFENSIVE TACKLE • 6'4" • 328 lbs • COLLEGE: STILLMAN  
 ACQUIRED: UNRESTRICTED FREE AGENT (DET) - 2013  
 NFL EXP. (NFL/TITANS): 5/1 • HOMETOWN: WEST BLOCTON, ALA.  
 GAMES PLAYED/GAMES STARTED: 59/18 (PLAYOFFS: 1/0)



**PRO:** Sammie Hill was a priority free agent target for a Titans defense that was looking to get bigger in the trenches and improve against the run. The 6-foot-4-inch, 329-pounder is a good athlete with outstanding size and long arms that will provide a large presence on the Titans' defensive front. The Stillman product is quick and agile, but also is stout at the point of attack. He arrives in Tennessee after playing the first four seasons of his career as a member of the Detroit Lions.

### CAREER HIGHLIGHTS:

- In 2011, appeared in all 16 games for the first time in his career and registered 24 tackles, 1.5 sacks, a forced fumble and a fumble recovery.
- In 2010, saw action in 15 games and recorded a career-high 30 tackles, 2.5 sacks for 18 yards and a fumble recovery.
- In his first pro season in 2009, Hill played 13 games with 12 starts at defensive tackle. The fourth-round pick earned one of the team's starting defensive tackle positions to start his rookie campaign.

### TITANS TIDBITS:

- At Stillman, Hill and two college teammates were heroic in their efforts to save a man from a burning house. The three Stillman players were driving by a house when they noticed a distressed woman who needed help. She told Hill and his teammates that her father was inside and they proceeded to rescue him from the burning building.
- In the offseason, Hill likes to go home to visit family and friends. By joining the Titans, he is now just a short three-hour ride from his hometown of West Blocton, Ala.
- Hill is a big collector of hats and shoes. His favorite hat is his St. Louis Cardinals hat, and his favorite shoe is the Nike Air Force Ones.

### CAREER TRANSACTIONS:

- The West Blocton, Ala., native was originally selected by the Detroit Lions in the fourth round (115th overall) of the 2009 NFL Draft.
- Signed by the Titans as an unrestricted free agent on March 14, 2013.

### SEASON RECAPS:

**2012 (15/3 – Detroit):** Played in 15 games with three starts and registered 15 tackles and three passes defended. Member of a deep defensive line and defensive tackle position. Earned three starts with injuries to Corey Williams and Nick Fairley. Was placed on injured reserve on Dec. 29, 2012.

- Against St. Louis (9/9), contributed two solo tackles in the Lions' 27-23 season home opener win. Part of a defensive line effort that tallied four sacks total in the game and held Rams running back Steven Jackson to only 53 yards rushing.
- At Tennessee (9/23), recorded his first career pass defended in the Lions' 44-41 (OT) loss.
- At Jacksonville (11/4), had two solo tackles in the Lions' 31-14 win in Week 9. The Lions defensive line limited the Jaguars to only 64 yards on the ground, Detroit's lowest total of the season.
- At Minnesota (11/11), had a season-high four tackles (one solo).
- Against Indianapolis (12/2), recorded his second career pass defended and had one solo tackle.

**2011 (16/3, 1/0 – Detroit):** Served as a significant contributor at defensive tackle on the team's stout defensive line rotation. Played in all 16 games with three starts and had 24 tackles, 1.5 sacks, a forced fumble and a fumble recovery.

- Against San Francisco (10/16), recorded a season-high four tackles (2 solo).

- Against Carolina (11/20), pressured quarterback Cam Newton in the first quarter to cause an inaccurate throw that resulted in an Eric Wright interception.
- At New Orleans (12/4), registered a half sack to go along with three tackles.
- Against Minnesota (12/11), posted two tackles and a fumble recovery.
- At Green Bay (1/1), started in season finale and tied a season-high four tackles and recorded his first full sack of the season for two yards.

**2010 (15/0 – Detroit):** Completed second season and was a significant contributor as a backup defensive tackle on the team's stout defensive line rotation. Played in 15 games and recorded a career-high 30 tackles (21 solo). Notched 2.5 sacks for 18 yards and a fumble recovery. Was inactive for one game.

- At Chicago (9/12), recorded first career sack for a loss of eight yards in season opener. Also added a tackle for loss, two quarterback hurries and a fumble recovery.
- Against Philadelphia (9/19), recorded a half sack for a loss of two yards and a tackle. Was injured in the first quarter, but returned back to the lineup.
- At N.Y. Giants (10/17), posted a season-high three tackles (2 solo).
- At Tampa Bay (12/19), recorded a sack for a loss of eight yards, along with three solo tackles in the team's win.

**2009 (13/12 – Detroit):** Played in 13 games with 12 starts and recorded 26 tackles and two fumble recoveries during his rookie season. Was one of four rookie starters in season opener: quarterback Matthew Stafford, tight end Brandon Pettigrew and safety Louis Delmas. Was inactive for three games.

- At New Orleans (9/13), was one of four rookies to start in season opener and recorded two tackles (one solo).
- Against Washington (9/27), part of defensive line unit that held the Redskins to 65 rushing yards and zero rushing yards in the first half.
- At Minnesota (11/15), recorded two tackles for the third week in a row and notched his first career fumble recovery.
- Against Cleveland (11/22), set a career-high with five tackles (three solo).
- At San Francisco (12/27), made one solo tackle and recovered a fumble.

### COLLEGE:

- Was a four-year starter at Stillman where he set the school record with 44.5 tackles for loss.
- During his freshman and sophomore seasons, he played defensive tackle and then moved to defensive end for his final two seasons at Stillman. Named first-team All-SIAC in 2007 and 2008.
- As a senior (2008), earned first-team All-SIAC honors. Played in 11 games and registered career highs with 59 tackles for loss, 15.5 sacks and 7.5 sacks. Also scored on a two-point pass play and knocked down seven passes and recorded three fumble recoveries.
- As a junior (2007), was moved to defensive end by new head coach Greg Thompson. Was a first-team All-SIAC selection after collecting 52 tackles, 4.5 sacks and 14 tackles for loss. Also caused four fumbles. Took an interception back 38 yards for a touchdown after dropping back into coverage as a giant middle linebacker.
- As a sophomore (2006), he played in 10 games and garnered 41 tackles, two sacks and nine tackles for loss.
- As a redshirt freshman (2005), made a splash with 39 tackles, 3.5 sacks and six tackles for loss in the nine games he played. Also caught a pass as a tight end for a 16-yard touchdown.

- Majored in health and secondary education at Stillman.

**PERSONAL:**

- Single and splits time between Nashville and West Blocton, Ala.
- Graduated from West Blocton (Ala.) High School where he was selected All-Conference and All-Area.
- Was a versatile player as a prepster, playing both offensive and defensive line along with tight end, linebacker and even place kicker.
- Was recruited by some schools to play basketball, and he was a catcher on the school's baseball team.
- List of favorites: (movie) All Denzel Washington movies; (TV show) reality shows; (music artist) Young Jeezy; (school subject) math; (video game) Madden and NBA2K; (food) chicken; (sports heroes) Reggie White and Shaquille O'Neal; and (sports team as a child) New York Yankees.
- Born Sammie Lee Hill on Nov. 8, 1986 in West Blocton, Ala.

**SAMMIE HILL'S GAME-BY-GAME**

**2009 Detroit Lions**

Date	Opp	W/L	P/S	Tot Solo	Asst	Sk	- Yds	QBP	TFL	Int - Yds	-TD	PD	FF	FR - Yds	SpT			
Sept 13	@ NO	L	S	2	1	1	0.0	0.0	NA	NA	0	0	0	0	0	0		
Sept 20	Min	L	S	0	0	0	0.0	0.0	NA	NA	0	0	0	0	0	0		
Sept 27	Was	W	S	1	1	0	0.0	0.0	NA	NA	0	0	0	0	0	0		
Oct 4	@ Chi	L	IA															
Oct 11	Pit	L	IA															
Oct 18	@ GB	L	IA															
Nov 1	StL	L	S	2	2	0	0.0	0.0	NA	NA	0	0	0	0	0	0		
Nov 8	@ Sea	L	p	2	2	0	0.0	0.0	NA	NA	0	0	0	0	0	0		
Nov 15	@ Min	L	S	2	1	1	0.0	0.0	NA	NA	0	0	0	0	1	0		
Nov 22	Cle	W	S	5	3	2	0.0	0.0	NA	NA	0	0	0	0	0	0		
Nov 26	GB	L	S	2	0	2	0.0	0.0	NA	NA	0	0	0	0	0	0		
Dec 6	@ Cin	L	S	5	0	5	0.0	0.0	NA	NA	0	0	0	0	0	0		
Dec 13	@ Bal	L	S	2	1	1	0.0	0.0	NA	NA	0	0	0	0	0	0		
Dec 20	Ari	L	S	1	1	0	0.0	0.0	NA	NA	0	0	0	0	0	0		
Dec 27	@ SF	L	S	1	1	0	0.0	0.0	NA	NA	0	0	0	0	1	0		
Jan 3	Chi	L	S	1	1	0	0.0	0.0	NA	NA	0	0	0	0	0	0		
<b>Totals</b>				<b>2-14</b>	<b>13/12</b>	<b>26</b>	<b>14</b>	<b>12</b>	<b>0.0</b>	<b>0.0</b>	<b>NA</b>	<b>NA</b>	<b>0</b>	<b>0</b>	<b>0</b>	<b>2</b>	<b>0</b>	<b>0</b>

**2010 Detroit Lions**

Date	Opp	W/L	P/S	Tot Solo	Asst	Sk	- Yds	QBP	TFL	Int - Yds	-TD	PD	FF	FR - Yds	SpT				
Sept 12	@ Chi	L	p	1	1	0	1.0	8.0	NA	NA	0	0	0	0	1	0	0		
Sept 19	Phi	L	p	1	0	1	0.5	2.0	NA	NA	0	0	0	0	0	0	0		
Sept 26	@ Min	L	p	1	1	0	0.0	0.0	NA	NA	0	0	0	0	0	0	0		
Oct 3	@ GB	L	IA																
Oct 10	StL	W	p	2	1	1	0.0	0.0	NA	NA	0	0	0	0	0	0	0		
Oct 17	@ NYG	L	p	3	2	1	0.0	0.0	NA	NA	0	0	0	0	0	0	0		
Oct 31	Was	W	p	1	1	0	0.0	0.0	NA	NA	0	0	0	0	0	0	0		
Nov 7	NYJ	L	p	1	1	0	0.0	0.0	NA	NA	0	0	0	0	0	0	0		
Nov 14	@ Buf	L	p	3	1	2	0.0	0.0	NA	NA	0	0	0	0	0	0	0		
Nov 21	@ Dal	L	p	2	2	0	0.0	0.0	NA	NA	0	0	0	0	0	0	0		
Nov 25	NE	L	p	2	2	0	0.0	0.0	NA	NA	0	0	0	0	0	0	0		
Dec 5	Chi	L	p	2	1	1	0.0	0.0	NA	NA	0	0	0	0	0	0	0		
Dec 12	GB	W	p	4	2	2	0.0	0.0	NA	NA	0	0	0	0	0	0	0		
Dec 19	@ TB	W	p	3	3	0	1.0	8.0	NA	NA	0	0	0	0	0	0	0		
Dec 26	@ Mia	W	p	3	2	1	0.0	0.0	NA	NA	0	0	0	0	0	0	0		
Jan 2	Min	W	p	1	1	0	0.0	0.0	NA	NA	0	0	0	0	0	0	0		
<b>Totals</b>				<b>6-10</b>	<b>15/0</b>	<b>30</b>	<b>21</b>	<b>9</b>	<b>2.5</b>	<b>18.0</b>	<b>NA</b>	<b>NA</b>	<b>0</b>	<b>0</b>	<b>0</b>	<b>0</b>	<b>1</b>	<b>0</b>	<b>0</b>

**2011 Detroit Lions**

Date	Opp	W/L	P/S	Tot Solo	Asst	Sk	- Yds	QBP	TFL	Int - Yds	-TD	PD	FF	FR - Yds	SpT				
Sept 11	@ TB	W	p	0	0	0	0.0	0.0	NA	NA	0	0	0	0	0	0	0		
Sept 18	KC	W	p	0	0	0	0.0	0.0	NA	NA	0	0	0	0	0	0	0		
Sept 25	@ Min	W	p	2	1	1	0.0	0.0	NA	NA	0	0	0	0	0	0	0		
Oct 2	@ Dal	W	p	0	0	0	0.0	0.0	NA	NA	0	0	0	0	0	0	0		
Oct 9	Chi	W	p	0	0	0	0.0	0.0	NA	NA	0	0	0	0	0	0	0		
Oct 16	SF	L	p	4	2	2	0.0	0.0	NA	NA	0	0	0	0	0	0	0		
Oct 23	Atl	L	p	1	0	1	0.0	0.0	NA	NA	0	0	0	0	0	0	0		
Oct 30	@ Den	W	p	2	2	0	0.0	0.0	NA	NA	0	0	0	0	0	0	0		
Nov 13	@ Chi	L	p	2	2	0	0.0	0.0	NA	NA	0	0	0	0	0	1	0		
Nov 20	Car	W	p	0	0	0	0.0	0.0	NA	NA	0	0	0	0	0	0	0		
Nov 24	GB	L	p	3	1	2	0.0	0.0	NA	NA	0	0	0	0	0	0	0		
Dec 4	@ NO	L	S	3	1	2	0.5	1.5	NA	NA	0	0	0	0	0	0	0		
Dec 11	Min	W	S	2	2	0	0.0	0.0	NA	NA	0	0	0	0	1	0	0		
Dec 18	@ Oak	W	p	0	0	0	0.0	0.0	NA	NA	0	0	0	0	0	0	0		
Dec 24	SD	W	p	1	0	1	0.0	0.0	NA	NA	0	0	0	0	0	0	0		
Jan 1	@ GB	L	S	4	2	2	1.0	2.0	NA	NA	0	0	0	1	0	0	0		
<b>Totals</b>				<b>10-6</b>	<b>16/3</b>	<b>24</b>	<b>13</b>	<b>11</b>	<b>1.5</b>	<b>3.5</b>	<b>NA</b>	<b>NA</b>	<b>0</b>	<b>0</b>	<b>0</b>	<b>1</b>	<b>1</b>	<b>0</b>	<b>0</b>

**2012 Detroit Lions**

Date	Opp	W/L	P/S	Tot Solo	Asst	Sk	- Yds	QBP	TFL	Int - Yds	-TD	PD	FF	FR - Yds	SpT					
Sept 9	StL	W	p	2	2	0	0.0	0.0	NA	NA	0	0	0	0	0	0	0			
Sept 16	@ SF	L	p	0	0	0	0.0	0.0	NA	NA	0	0	0	0	0	0	0			
Sept 23	@ TEN	L	p	0	0	0	0.0	0.0	NA	NA	0	0	1	0	0	0	0			
Sept 30	Min	L	S	1	0	1	0.0	0.0	NA	NA	0	0	0	0	0	0	0			
Oct 14	@ Phi	W	p	0	0	0	0.0	0.0	NA	NA	0	0	0	0	0	0	0			
Oct 22	@ Chi	L	p	0	0	0	0.0	0.0	NA	NA	0	0	0	0	0	0	0			
Oct 28	Sea	W	p	0	0	0	0.0	0.0	NA	NA	0	0	0	0	0	0	0			
Nov 4	@ Jax	W	p	2	2	0	0.0	0.0	NA	NA	0	0	0	0	0	0	0			
Nov 11	@ Min	L	p	4	1	3	0.0	0.0	NA	NA	0	0	0	0	0	0	0			
Nov 18	GB	L	p	1	1	0	0.0	0.0	NA	NA	0	0	0	0	0	0	0			
Nov 22	Hou	L	p	1	0	1	0.0	0.0	NA	NA	0	0	0	0	0	0	0			
Dec 2	Ind	L	p	1	1	0	0.0	0.0	NA	NA	0	0	1	0	0	0	0			
Dec 9	@ GB	L	p	0	0	0	0.0	0.0	NA	NA	0	0	0	0	0	0	0			
Dec 16	@ Ari	L	S	1	1	0	0.0	0.0	NA	NA	0	0	1	0	0	0	0			
Dec 22	Atl	L	S	2	1	1	0.0	0.0	NA	NA	0	0	0	0	0	0	0			
Dec 30	Chi	L																		
<b>Totals</b>				<b>4-12</b>	<b>15/3</b>	<b>15</b>	<b>9</b>	<b>6</b>	<b>0.0</b>	<b>0.0</b>	<b>NA</b>	<b>NA</b>	<b>0</b>	<b>0</b>	<b>0</b>	<b>3</b>	<b>0</b>	<b>0</b>	<b>0</b>	<b>0</b>

## SAMMIE HILL'S NFL STATISTICS

REGULAR SEASON		TACKLES									INTERCEPTIONS					FUMBLES			
Year	Team	GP	GS	Tot	Solo	Asst	Sk	Yds	QBP	TFL	No	Yds	Lg	TD	PD	FF	FR	Yds	SpT
2009	Detroit	13	12	26	14	12	0.0	0.0	NA	NA	0	0	0	0	0	0	2	0	0
2010	Detroit	15	0	30	21	9	2.5	18.0	NA	NA	0	0	0	0	0	0	1	0	0
2011	Detroit	16	3	24	13	11	1.5	3.5	NA	NA	0	0	0	0	0	1	1	0	0
2012	Detroit	15	3	15	9	6	0.0	0.0	NA	NA	0	0	0	0	3	0	0	0	0
<b>NFL Totals</b>		<b>59</b>	<b>18</b>	<b>95</b>	<b>57</b>	<b>38</b>	<b>4.0</b>	<b>21.5</b>	<b>NA</b>	<b>NA</b>	<b>0</b>	<b>0</b>	<b>0</b>	<b>0</b>	<b>3</b>	<b>1</b>	<b>4</b>	<b>0</b>	<b>0</b>

POSTSEASON		TACKLES									INTERCEPTIONS					FUMBLES			
Year	Team	GP	GS	Tot	Solo	Asst	Sk	Yds	QBP	TFL	No	Yds	Lg	TD	PD	FF	FR	Yds	SpT
2011	Detroit	1	0	1	1	0	0.0	0.0	NA	NA	0	0	0	0	0	0	0	0	0
<b>NFL Totals</b>		<b>1</b>	<b>0</b>	<b>1</b>	<b>1</b>	<b>0</b>	<b>0.0</b>	<b>0.0</b>	<b>NA</b>	<b>NA</b>	<b>0</b>	<b>0</b>	<b>0</b>	<b>0</b>	<b>0</b>	<b>0</b>	<b>0</b>	<b>0</b>	<b>0</b>

### Single-Game Highs

Tackles - 5 (Twice, last at Cincinnati 12/6/09)  
 Sacks - 1 (Three times, last at Green Bay 1/1/12)  
 Fumble Recoveries - 1 (Four times, last vs. Minnesota 12/11/11)  
 Forced Fumble - 1 at Green Bay (1/1/12)  
 Passes Defensed - 1 (Three times, last at Arizona 12/16/12)

### Playoff Single-Game Highs

Tackles - 1 at New Orleans (1/7/12)

15



## JUSTIN HUNTER

WIDE RECEIVER • 6'4" • 203 lbs • COLLEGE: TENNESSEE  
 ACQUIRED: 2ND ROUND - 2013 • NFL EXPERIENCE: ROOKIE  
 HOMETOWN: VIRGINIA BEACH, VA.  
 GAMES PLAYED/GAMES STARTED: 0/0 (PLAYOFFS: 0/0)



**PRO:** The Titans coveted the University of Tennessee's Justin Hunter in the second round of the 2013 NFL Draft and traded up in the round to acquire him. Hunter adds big-play potential to a talented corps of wide receivers that also includes first-rounders Kenny Britt and Kendall Wright and veteran Nate Washington. His speed (4.40-second 40-yard dash), leaping ability (39½-inch vertical jump, 10-foot-7-inch broad jump) and receiving radius (6-foot 4-inches tall, 78-inch wingspan) provide quarterbacks an inviting target that is difficult for defenders to cover. He averaged 17.1 yards per reception and scored 18 touchdowns during his three seasons with the Volunteers.

### CAREER HIGHLIGHTS:

- As a junior at Tennessee, Hunter returned from an ACL injury he suffered in 2011 and led the Volunteers with 73 receptions for 1,083 yards and nine touchdowns.
- As a true freshman, he averaged 26.0 yards per catch, collecting 16 passes for 415 yards and seven touchdowns.

### TITANS TIDBITS:

- Hunter was one of the nation's top track-and-field athletes in high school. He finished as the top junior in the long jump at the 2010 USA Outdoor Championships with a leap of 25-feet-10¾-inches and qualified for IAAF World Junior Championships. *Track & Field News* rated him the country's No. 3 long jumper, No. 7 high jumper and No. 14 triple jumper. He won Virginia state titles in both the high jump and long jump and finished second in the triple jump.
- Hunter continued his track and field career as a freshman at Tennessee. He was named first-team USTFCCCA Indoor All-American in the long jump after finishing eighth at the NCAA Indoor Championships with a leap of 25-feet 4½-inches. He was also named to the SEC Indoor All-Freshman Team as the highest finishing rookie in the long jump at the league championships. Earlier in the season he set the Tennessee freshman indoor record with a long jump of 26-feet 1½-inches. He also competed in the triple jump and placed 10th in the high jump at the SEC Outdoor meet.

### CAREER TRANSACTIONS:

- The Virginia Beach, Va., native was selected by the Titans in the second round (34th overall) of the 2013 NFL Draft, a pick acquired from the San Francisco 49ers in exchange for the 40th overall pick (second round), the 216th overall pick (seventh round) and a 2014 third-round pick.

### COLLEGE:

- During a three-year career at Tennessee, Hunter appeared in 28 games with 17 starts. He totaled 106 receptions for 1,812 yards and 18 touchdowns (17.1 avg.) He also returned four punts for 21 yards and blocked a kick. His 1,812 receiving yards ranked 11th on the school's career list. His eight 100-yard receiving performances tied Tim McGee and Peerless Price for third all-time by a Volunteer, topped by Joey Kent (15) and Marcus Nash (11). His 18 touchdown catches tied Cory Fleming and Denarius Moore for fifth on the school's career charts, surpassed only by Kent (25), Cedrick Wilson (24), Nash (20) and Price (19).

**AS A JUNIOR (2012),** returned from a knee injury to play and start in all 12 games. Led the Vols with 73 catches for 1,083 yards and nine receiving touchdowns. Named All-SEC by CBSSports.com, second-team All-SEC by the league's coaches and *Associated Press*, and All-American by *Pro Football Weekly*. Ranked 19th in the NCAA and third in the SEC in receiving yards. Ranked 24th in the NCAA and third in the SEC in receiving yards

per game (90.3). Recorded the second-highest single-season reception total in school history (76 by Marcus Nash in 1997). Finished third in school history in single-season receiving yards (Robert Meachem, Nash). Became the eighth Vol in history with a 1,000-yard receiving season.

- Against NC State (8/31), returned to action for the first time since Sept. 17, 2011 and had nine catches for 73 yards.
- Against Georgia State (9/8), set a career high and tied the Tennessee record with three touchdown receptions (25, 11 and 19 yards). Totaled eight receptions for 146 yards.
- Against Troy (11/3), registered a career-high 181 yards on nine catches and tied his career high (and school record) with three touchdown receptions.
- Against Missouri (11/10), notched nine catches for 141 yards and a 13-yard touchdown vs. Missouri (11/10).

**AS A SOPHOMORE (2011),** started the first three games of the season before suffering a season-ending torn left ACL. Finished the year with 17 catches for 314 yards (18.5 yards per catch). Led the SEC in receiving yards per game (104.7) at the time of injury. Set the UT record for most receiving yards in the first two games of a season with 302.

- Against Montana (9/3), caught six passes for 146 yards and a touchdown. His career-long 81-yard touchdown tied for the ninth-longest in school history.
- Against Cincinnati (9/10), recorded a career-high 10 receptions for 156 yards and a score.
- At Florida (9/17), caught one pass for 12 yards before tearing his left ACL.

**AS A FRESHMAN (2010),** played in 13 games with a pair of starts and caught 16 passes for 415 yards and seven touchdowns. Broke Tennessee's freshman record for receiving touchdowns and tied for first among all NCAA FBS freshmen receivers. Four of his seven touchdowns were 30 yards or longer. Led the team with a 25.9-yard receiving average. Earned Coaches' All-SEC Freshman Team honors.

- Against Florida (9/18), recorded his first career touchdown catch, a 35-yarder on fourth-and-six in the fourth quarter.
- At Georgia (10/9), totaled a season-high four receptions and led the team with receiving 110 yards, including a 38-yard score. Became Tennessee's first freshman to have 100 receiving yards in a game since 2004 (Robert Meachem vs. UK).
- Against Alabama (10/23), recorded his first career start.
- Against Mississippi (11/13), hauled in three receptions for a season-high 114 receiving yards and recorded his first multi-touchdown game (two). Made a season-long catch of 80 yards on the team's first offensive play.
- Against North Carolina (12/30), recorded a touchdown in the fourth quarter of the Music City Bowl.
- Majored in sociology.

### PERSONAL:

- Single, and splits time between Nashville and Virginia Beach, Va., with his son, Braylon.
- Attended Ocean Lake (Virginia Beach, Va.) High School, where as a senior he tallied 46 receptions for 714 yards and nine touchdowns.
- Earned Virginia High School Coaches AAA All-State honors and was named the No. 75 overall prospect, the No. 8 overall wide receiver in the nation and the No. 3 prospect in Virginia by Rivals.com.
- As a junior in 2008, caught 34 passes for 545 yards and 13 touchdowns.
- Won the long jump junior portion of 2010 USA Outdoor Championships with a leap of 25-feet-10¾-inches and qualified for IAAF World Junior

Championships. *Track & Field News* rated him the country's No. 3 long jumper, No. 7 high jumper and No. 14 triple jumper.

- Won Virginia Class AAA state championship in the high jump and long jump as a junior.
- Placed second in state triple jump, ninth in 300M hurdles and ran a leg on Ocean Lakes' third-place 4x100-meter relay team.
- Also competed on the basketball team at Ocean Lakes.
- On Twitter: @justinhunter\_11.
- On Instagram: @justinhunter11.
- List of favorites: (movies) comedies; (TV show) "The Wayans Bros."; (music artists) Kanye West and Kid Cudi; (school subject) history; (car) Lexus; (video game) NBA 2K; (food) lasagna; (athletes as a child) Kobe Bryant and Randy Moss; and (pro sports team as a child) Los Angeles Lakers.
- Born Justin Scott Parker Hunter on May 30, 1991 in Virginia Beach, Va.

## JUSTIN HUNTER'S COLLEGE STATISTICS

Year	Team	GP	GS	No	RECEIVING				PUNT RETURNS				
					Yds	Avg	Lg	TD	Att	Yds	Avg	Lg	TD
2010	Tennessee	13	2	16	415	26.0	80t	7	2	16	8.0	12	0
2011	Tennessee	3	3	17	314	18.5	81t	2	0	0	-	-	0
2012	Tennessee	12	12	73	1,083	14.8	46t	9	2	5	2.5	9	0
<b>College Totals</b>		<b>28</b>	<b>17</b>	<b>106</b>	<b>1,812</b>	<b>17.1</b>	<b>81t</b>	<b>18</b>	<b>4</b>	<b>21</b>	<b>5.3</b>	<b>12</b>	<b>0</b>

### Single-Game Highs

Receptions - 10 vs. Cincinnati (9/10/11)  
 Receiving yards - 181 vs. Troy (11/3/12)  
 Long Reception - 81 vs. Montana (9/3/11)  
 Touchdowns - 3 (Twice, last vs. Troy, 11/3/12)

### Additional Statistics

Punt Returns - 2 for 16 yards (2010); 2 for 5 yards (2012)  
 Tackles - 1 (2012)  
 Blocked Kicks - 1 (2011)

79



## ANTONIO JOHNSON

DEFENSIVE TACKLE • 6'3" • 328 lbs • COLLEGE: MISSISSIPPI ST.  
 ACQUIRED: UNRESTRICTED FREE AGENT (IND) - 2013  
 NFL EXP. (NFL/TITANS): 7/2 • HOMETOWN: LELAND, MISS.  
 GAMES PLAYED/GAMES STARTED: 67/46 (PLAYOFFS: 5/5)



**PRO:** Antonio Johnson returned to Tennessee during the 2013 offseason to help provide a run-stuffing presence in the middle of the Titans' defensive line. The 6-foot-3-inch, 310-pounder is a strong and agile defensive tackle that will compete for playing time on early downs. A 2007 Titans' fifth-round selection, he spent the previous five seasons as a member of the Indianapolis Colts franchise. The Mississippi State product was signed to the Colts' active roster from the Titans' practice squad midway through the 2008 campaign. Johnson sustained a knee injury early in his rookie training camp with the Titans and missed the entire 2007 season.

### CAREER HIGHLIGHTS:

- In 2012, Johnson manned the middle of the Colts 3-4 defense and compiled 30 tackles.
- In 2011, Johnson saw action in 16 games with 12 starts and totaled 20 tackles and two passes defended.
- In 2009, Johnson helped the Indianapolis Colts reach the Super Bowl by collecting a career-high 57 tackles, a sack and two quarterback pressures.

### TITANS TIDBITS:

- Johnson faced a difficult decision entering his senior year in high school because his football eligibility was exhausted. Instead of staying in school, Johnson and his parents decided the best thing for him to do was drop out of high school and obtain his GED. After gaining his GED Johnson enrolled at Mississippi Delta Community College to play football and improved his grades before eventually transferring to Mississippi State. Johnson is only nine hours short from receiving his degree in teaching and coaching and promises to his family that he will finish.
- Raised in Leland, Miss., (population of 5,500) Johnson is a down to earth person that leans on his work ethic and humble beginnings. Johnson has attended Beautiful Grove Baptist Church in Leland his entire life.
- Johnson was given the nickname "Mook" by his mother because that was the only name that he would warmly acknowledge as a baby.
- Johnson has a tattoo honoring his late grandmother, Ruby Lee Wright, on his inner left arm. He also has a tattoo of his late grandmother, Myrtle P. Johnson on his inner right arm. Their legacies serve as inspiration for him to excel on the football field.

### CAREER TRANSACTIONS:

- The Leland, Miss., native was originally selected by the Titans in the fifth round (152nd overall) in the 2007 NFL Draft.
- Released by the Titans on Aug. 30, 2008 and signed to the team's practice squad a day later.
- Signed by the Indianapolis Colts to their 53-man roster from the Titans' practice squad on Nov. 4, 2008.
- Signed by the Titans as an unrestricted free agent on May 13, 2013.

### SEASON RECAPS:

**2012 (14/13, 1/1 – Indianapolis):** Played in 14 games with 13 starts at the nose tackle position. Compiled 30 tackles (20 solo).  
 • Against Jacksonville (9/23), notched five tackles starting at nose tackle.  
 • Against N.Y. Jets (10/14), added five tackles starting at nose tackle.  
 • At Jacksonville (11/8), finished with one tackle in a Colts 27-10 victory. Helped limit the Jaguars to 37 net rushing yards.  
 • At Detroit (12/2), contributed with a season-high eight tackles (seven solo) in the team's 35-33 victory.  
 • At Baltimore (1/6), started at nose tackle in the team's Wild Card playoff and notched four tackles.

**2011 (16/12 – Indianapolis):** Appeared in 16 games with 12 starts and

totaled 20 tackles (eight solo) and two passes defended.

- Against Cleveland (9/18), started at defensive tackle and recorded three tackles (one solo).
- Against Pittsburgh (9/25), posted two tackles and one pass defended while helping to limit the Steelers to 67 total rushing yards.
- Against Atlanta (11/6), saw action on the defensive line and finished with two tackles and one pass defended.

**2010 (14/2, 0/0 – Indianapolis):** Appeared in 14 games with two starts at defensive tackle and finished the season with 26 tackles (20 solo), half of a sack, one fumble recovery and three quarterback pressures. Was inactive for two regular season contests and for the Wild Card Playoff game against the New York Jets (1/8).

- Against Cincinnati (11/14), had two tackles and one fumble recovery.
- At New England (11/21), totaled four tackles.
- Against San Diego (11/28), registered two tackles and half of a sack.
- At Oakland (12/26), logged five tackles.

**2009 (15/15, 3/3 – Indianapolis):** Started 15 games and totaled a career-high 57 tackles (37 solo), a sack and two quarterback pressures. Was inactive for the regular season finale at Buffalo (1/3).

- Against Jacksonville (9/13), had a season-high nine tackles (five solo).
- Against San Francisco (11/1), posted seven tackles and his first career sack.
- At Baltimore (11/22), notched seven tackles.
- Against Tennessee (12/6), recorded eight stops and two quarterback pressures.
- Against New Orleans (2/7), compiled two tackles in Super Bowl XLIV.

**2008 (8/4, 1/1 – Indianapolis):** Saw action in eight games for the Colts, starting the final four contests of the season. Finished the year with 31 tackles (21 solo). Spent the first eight weeks on the Titans' practice squad before being signed by the Colts to their active roster on Nov. 4, 2008.

- At Pittsburgh (11/9), tallied eight tackles.
- At Cleveland (11/30), collected seven solo stops.
- At San Diego (1/3), started at defensive tackle in the Wild Card Playoff game and notched four stops.

**2007 (0/0, 0/0 – Tennessee):** Missed the entire season after suffering a knee injury early in training camp. Was placed on injured reserve on Aug. 9, 2007.

### COLLEGE:

- Attended Mississippi State and played in 23 games with five starts and registered 36 tackles, 2.5 sacks, seven tackles for loss and two fumble recoveries.
- Coming out of high school, Johnson went to Mississippi Delta Community College for two years where he was an honorable mention All-America selection as a sophomore before transferring to Mississippi State.
- Was named the Most Improved Defensive Player for the Bulldogs during the spring practices leading up to his senior season. As a senior, played in all 12 contests posting five starts at nose guard and recorded career-highs in tackles (21), tackles for loss (4) and fumble recoveries (2). Also posted one blocked kick.
- As a junior, played in 11 games in a reserve role and tallied 15 tackles, three tackles for loss and 2.5 sacks.
- As a sophomore at Mississippi Delta Community College, named honorable mention All-America prior to season by J.C. Grid-Wire Magazine and ranked No. 24 on Jackson Clarion-Ledger list of the top junior college

prospects in state of Mississippi. Posted 20 tackles, five quarterback pressures and three forced fumbles.

- Majored in teaching and coaching at Mississippi State.

#### PERSONAL:

- Married to Ebony. The couple has two daughters, Mahogany and Malia, and split time between Nashville and Leland, Miss.
- Attended Leland (Miss.) High School and played football for two years, sophomore and junior years. Played fullback, linebacker, defensive end and defensive tackle.
- Also played baseball and basketball in high school.
- List of favorites: (movie) "Boyz n the Hood"; (TV show) "The Jamie Foxx Show"; (actor) Samuel L. Jackson; (actress) Halle Berry; (music artist) Avant; (vacation getaway) Florida; and (food) chicken.
- Born Antonio Rico Johnson on Dec. 8, 1984 in Greenville, Miss.

## ANTONIO JOHNSON'S NFL STATISTICS

REGULAR SEASON				TACKLES							INTERCEPTIONS					FUMBLES					
Year	Team	GP	GS	Tot	Solo	Asst	Sk	Yds	QBP	TFL	No	Yds	Lg	TD	PD	FF	FR	Yds	SpT		
2007	Tennessee	0	0	Injured Reserve																	
2008	Indianapolis	8	4	31	21	10	0.0	0.0	NA	NA	0	0	-	0	0	0	0	0	0	0	
2009	Indianapolis	15	15	57	37	20	1.0	3.0	NA	NA	0	0	-	0	0	0	0	0	0	0	
2010	Indianapolis	14	2	26	20	6	0.5	1.0	NA	NA	0	0	-	0	0	0	1	0	0	0	
2011	Indianapolis	16	12	20	8	12	0.0	0.0	NA	NA	0	0	-	0	2	0	0	0	0	0	
2012	Indianapolis	14	13	30	20	10	0.0	0.0	NA	NA	0	0	-	0	0	0	0	0	0	0	
<b>NFL Totals</b>		<b>67</b>	<b>46</b>	<b>164</b>	<b>106</b>	<b>58</b>	<b>1.5</b>	<b>4.0</b>	<b>NA</b>	<b>NA</b>	<b>0</b>	<b>0</b>	<b>-</b>	<b>0</b>	<b>2</b>	<b>0</b>	<b>1</b>	<b>0</b>	<b>0</b>	<b>0</b>	

PLAYOFFS				TACKLES							INTERCEPTIONS					FUMBLES					
Year	Team	GP	GS	Tot	Solo	Asst	Sk	Yds	QBP	TFL	No	Yds	Lg	TD	PD	FF	FR	Yds	SpT		
2007	Tennessee	0	0	Injured Reserve																	
2008	Indianapolis	1	1	4	2	2	0.0	0.0	NA	NA	0	0	-	0	0	0	0	0	0	0	
2009	Indianapolis	3	3	3	2	1	0.0	0.0	NA	NA	0	0	-	0	0	0	0	0	0	0	
2010	Indianapolis	0	0	0	0	0	0.0	0.0	NA	NA	0	0	-	0	0	0	0	0	0	0	
2012	Indianapolis	1	1	4	2	2	0.0	0.0	NA	NA	0	0	-	0	0	0	0	0	0	0	
<b>Playoff Totals</b>		<b>5</b>	<b>5</b>	<b>11</b>	<b>6</b>	<b>5</b>	<b>0.0</b>	<b>0.0</b>	<b>NA</b>	<b>NA</b>	<b>0</b>	<b>0</b>	<b>-</b>	<b>0</b>	<b>0</b>	<b>0</b>	<b>0</b>	<b>0</b>	<b>0</b>	<b>0</b>	

#### Single-Game Highs

Tackles - 9 vs. Jacksonville (9/13/09)  
 Sacks - 1 vs. San Francisco (11/1/09)  
 Fumble Recovery - 1 vs. Cincinnati (11/14/10)

#### Playoff Single-Game Highs

Tackles - 4 (Twice, last at Baltimore 1/6/13)



28



## CHRIS JOHNSON

*RUNNING BACK • 5'11" • 203 lbs • COLLEGE: EAST CAROLINA  
ACQUIRED: 1ST ROUND - 2008 • NFL EXP. (NFL/TITANS): 6/6  
HOMETOWN: ORLANDO, FLA.  
GAMES PLAYED/GAMES STARTED: 79/77 (PLAYOFFS: 1/1)*



### PRO BOWLS



2008



2009



2010

**PRO:** Combining world-class speed, durability and big-play ability, Chris Johnson is one of the NFL's top offensive stars. His 6,888 rushing yards from 2008–2012, his first five NFL seasons, ranked second in the league and ranked sixth in NFL history for a player's initial five campaigns. Johnson enters 2013 already ranked third in franchise history in rushing yards, rushing touchdowns and 100-yard rushing games, inching closer to Earl Campbell and Eddie George in all three categories. Also a threat in the receiving game, his 8,546 yards from scrimmage ranked fifth in NFL history for a player's first five seasons. The former first-round pick has the uncanny ability to score from anywhere on the field. Johnson's six touchdown runs of 80 or more yards from 2008–2012 are double what any other player in NFL history accomplished in a career. Also, despite a heavy workload throughout his first five seasons, he never missed a game due to injury. In 2009, Johnson produced one of the most extraordinary seasons by a running back in league history when he amassed a franchise-best 2,006 rushing yards and an NFL-record 2,509 yards from scrimmage.

### CAREER HIGHLIGHTS:

- From 2008–2012, Johnson rushed for 6,888 yards, second only to Adrian Peterson (7,508) during that period.
- In 2012, Johnson finished the season with 276 carries for 1,243 yards (4.5 avg.) and six touchdowns. He became the eighth player in NFL history to rush for 1,000 yards in each of his first five seasons, joining Barry Sanders (1989-98), Corey Dillon (1997-02), Curtis Martin (1995-04), Eddie George (1996-00), Eric Dickerson (1983-89), LaDainian Tomlinson (2001-08) and Tony Dorsett (1977-81) as the only players to accomplish the rare feat.
- Johnson had six touchdown runs of at least 80 yards during his first five seasons (94, 91, 89, 85, 83 and 80 yards), the most in a career by any NFL player. Six players are tied for second place with three touchdown runs of 80-plus yards.
- In 2011, Johnson topped the 1,000-yard mark for the fourth time in four NFL seasons, totaling 1,047 yards on 262 carries. He became the third player in franchise history to rush for 1,000 yards in four consecutive seasons, joining Eddie George (five seasons from 1996-00) and Earl Campbell (four from 1978-81). Johnson was the 12th NFL player in the 16-game schedule era (since 1978) to record 1,000 or more rushing yards in his first four NFL seasons.
- Johnson's 57 receptions in 2011 tied Lorenzo White (1992) and Fred Willis (1973) for third in franchise history among running backs, trailing only Butch Wolfolk's 80 receptions in 1985 and Todd McNair's 60 in 1995.
- In 2010, he finished fourth in the NFL and third in the AFC with 1,364 rushing yards. He rushed for 100 or more yards in an NFL-best eight contests (tied with Arian Foster).
- Johnson reached 4,000 career rushing yards in his 40th career game, making him just the seventh player in NFL history to accomplish the feat.
- He became only the sixth player in NFL history to reach 2,000 rushing yards in a season in 2009, joining Eric Dickerson (2,105), Jamal Lewis (2,066), Barry Sanders (2,053), Terrell Davis (2,008) and O.J. Simpson (2,003).
- In 2009, he became the first player in NFL history with at least 2,000 rushing yards and 500 receiving yards in the same season.
- Johnson was named AP Offensive Player of the Year and was the only unanimous AP first-team All-Pro selection in 2009.
- He set a franchise record with 228 rushing yards on 24 carries with two touchdowns against Jacksonville (11/1/09).
- He amassed a career-high 284 total yards from scrimmage against

Houston (9/20/09), the second-highest combined rushing and receiving total in franchise history behind Billy Cannon's 330 yards against the New York Titans on Dec. 10, 1961.

- Johnson became just the second player in franchise history (Billy Cannon, 12/10/61) to post 100 receiving yards and 100 rushing yards in the same game against Buffalo (11/15/09).
- He became the first player in NFL history with six consecutive games of 125+ rushing yards and a 5.0+ yards per carry average in each of those games (Pro Football Hall of Famer Jim Brown accomplished this feat in five consecutive games in 1958).
- With his three touchdown runs of 85 or more yards in 2009 (91, 89, 85), he became the only player in NFL history to register three career touchdown runs of 85 or more yards.
- With his 76-yard touchdown run against Oakland (9/12/10), Johnson's four career touchdown runs of 75 or more yards tied him for second all-time with Barry Sanders and Tony Dorsett, trailing only O.J. Simpson's five.
- In his first two seasons (2009-2010), he amassed 3,997 total yards from scrimmage ranking him third (Eric Dickerson and Edgerrin James) in NFL history for scrimmage yards in a player's first two campaigns.
- As a rookie in 2008, Johnson led the Titans with 1,228 rushing yards and was named to Pro Bowl. Finished third in AFC (eighth in NFL) in rushing yards and his 4.9-yard average was first in AFC (fourth in NFL).
- Johnson rushed for more than 100 yards in 12 consecutive games (10/18/09 - 9/12/10), which ranks second in NFL history (Barry Sanders, 14).
- At the NFL Scouting Combine in February 2008, Johnson was timed in the 40-yard dash at 4.24 seconds.

### TITANS TIDBITS:

- Johnson is one of the NFL's most popular players on Twitter. He can be followed at @ChrisJohnson28. He also can be followed on Instagram at chrisjohnsontwo8.
- At his website, [www.chrisjohnsonhq.com](http://www.chrisjohnsonhq.com), Johnson has his own clothing line for sale. He launched the brand in December 2010, and it is also available at several retailers in the Nashville, Orlando and East Carolina areas.
- Johnson decided to attend East Carolina because the Pirates offered him the best opportunity to play running back. Other schools that recruited him wanted him to play cornerback. His versatility as an athlete came in handy as a junior at ECU when he played slot receiver to limit his cutting on a turf toe injury.
- This is not the first time Johnson has played for the Titans. He was a star running back and track athlete for the Olympia High School Titans in Orlando, Fla.
- At the NFL Scouting Combine in February 2008, Johnson was timed in the 40-yard dash at 4.24 seconds. While a few other players have been recorded at faster times at other venues using a handheld stopwatch, Johnson's time is the fastest in the combine in the last 15 years and believed by most to be the fastest ever electronically timed 40-yard dash at the combine, which began in 1982.
- Johnson, who was a star in track and field as well as football in high school, finished second in the 100-meter dash at the Florida state meet to Walter Dix, who went on to win the bronze medal at the 2008 Summer Olympics.
- In 2012, Johnson launched his own foundation, Team CJ2K ([www.teamcj2k.org](http://www.teamcj2k.org)), to partner with Learning Through Sports, East Carolina University, United Way, Boys and Girl Club and Middle Tennessee State

University to “deliver the most amount of help to the largest number of kids possible.” Efforts will center on educational programs for underserved youth. In addition to pledging his own money for the cause, Johnson is hoping to get other individuals and businesses to pledge a certain amount for every yard he gains rushing the football.

#### CAREER TRANSACTIONS:

- The Orlando, Fla., native was selected by the Titans in the first round (24th overall) of the 2008 NFL Draft.

#### SEASON RECAPS:

**2012 (16/15):** Played in all 16 games with 15 starts and finished fifth in the AFC and ninth in the NFL with 1,243 rushing yards. Ranked sixth in the AFC with 1,475 yards from scrimmage. Caught 36 passes for 232 yards. Rushed for 100 or more yards five times in 2012 (at HST, at BUF, vs. CHI, at MIA, vs. NYJ). Talled four plays of 30 or more yards, 16 plays of 15 or more yards and 36 plays that have gained 10 or more yards in 2012. Led the team in rushing yards 11 times (at HST, at MIN, vs. PIT, at BUF, vs. IND, vs. CHI, at MIA, at JAX, vs. HST, vs. NYJ, vs. JAX). Led the team in receptions once (vs. NE). Named AFC Offensive Player of the Week after tallying 195 rushing yards on 18 carries and two rushing scores at Buffalo (10/28/12). Reached the 6,000-yard rushing mark at Buffalo (10/21/12), becoming the third player in franchise history to reach the mark, joining Eddie George (10,009) and Earl Campbell (8,574). With his 83-yard touchdown run at Buffalo (10/21/12) became NFL's all-time career leader with four touchdown runs of 80 yards or longer. Added to his record with an 80-yard run against Chicago (11/4), to increase his career total to five touchdown runs of 80 yards or longer. Posted a franchise record and career-long 94-yard touchdown run against N.Y. Jets (12/17/12), adding to his NFL record six touchdown runs of 80 yards or longer.

- Against New England (9/9), led the team with six receptions for 47 yards. Rushed the ball 11 times for four yards. Hauled in a 16-yard reception during the Titans' touchdown drive in the third quarter. Extended the Titans' scoring drive in the fourth quarter with a 14-yard catch-and-run on third-and-one in the fourth quarter.
- At Houston (9/30), carried the ball 25 times for 141 yards. Grabbed two receptions for 16 yards. Set up the Titans first touchdown with a 19-yard run to the Texans' 19-yard line in the second quarter.
- Against Pittsburgh (10/11), rushed for 91 yards on 19 carries. Caught four passes for 23 yards. Helped set up the Titans' field goal before the half with a 12-yard catch-and-run on third-and-10 late in the second quarter.
- At Buffalo (10/21), named AFC Offensive Player of the Week after tallying 195 rushing yards, the third-most yards on the ground in his career, on 18 carries and two rushing scores. Got the Titans on the scoreboard with a 16-yard touchdown when he dove into the end zone from the five-yard line with 10:38 remaining in the opening stanza. Gave the Titans a 14-7 lead by scampering 83 yards for a touchdown off left guard becoming the all-time leader in NFL history with his fourth career rushing touchdown of 80 yards or more. Sprinted for 25 yards on a rush up the middle in the second quarter. Extended the Titans' game-winning touchdown drive with a 27-yard jaunt on third-and-one late in the fourth quarter.
- Against Indianapolis (10/28), carried the ball 21 times for 99 yards, while grabbing two receptions for 18 yards. Amassed four plays of 10 or more yards, all in the fourth quarter.
- At Chicago (11/4), carried the ball 16 times for 141 yards, including an 80-yard touchdown. Caught four passes for 10 yards. Extended a Titans' scoring drive with a 10-yard rush on third-and-one late in the second quarter. Scampered 80 yards for a touchdown with 10:09 left to play in the game.
- At Miami (11/11), rushed 23 times for 126 yards and a touchdown. Caught one pass for eight yards out of the backfield. Kickstarted the Titans' opening touchdown drive by sprinting 21 yards to the Dolphins' seven-yard line in the first quarter. Extended the Titans' lead to 14-0 with a shifty, 17-yard touchdown run in which he reversed field and glided in the end zone with 1:23 left to play in the opening quarter. Kept a Titans' scoring drive alive with a four-yard run on third-and-one late in the third quarter.
- At Jacksonville (11/25), registered 80 rushing yards on 21 carries. Caught two passes for 29 yards. Helped set up the Titans' lone touchdown with a 31-yard run to the Jaguars' six-yard line in the fourth quarter.
- Against N.Y. Jets (12/17), carried the ball 21 times for 122 yards with a touchdown. Set a franchise record and a new career-high with a 94-yard touchdown run up the middle to give the Titans a 7-3 lead with 8:53 remaining in the second quarter.
- Against Jacksonville (12/30), rushed for 56 yards on 21 carries with a

touchdown. Hauled in one reception for nine yards. Gave the Titans a 7-0 lead with a two-yard touchdown run with 11:34 left to play in the first quarter.

**2011 (16/16):** Started all 16 games at running back. Led the team and ranked ninth in the AFC with 1,047 rushing yards. Ranked sixth in the AFC with 1,465 yards from scrimmage. Talled four plays of 30 or more yards, 24 plays of 15 or more yards and 36 plays that gained 10 or more yards in 2011. Became the third player in franchise history to rush for 1,000 yards in four consecutive seasons, joining Eddie George (five seasons from 1996-00) and Earl Campbell (four from 1978-81). Led the team in rushing yards 12 times in 2011 (at JAX, vs. BAL, vs. DEN, at CLE, at PIT, vs. CIN, at CAR, vs. TB, at BUF, at IND, vs. JAX, at HST). Led or tied for the team lead in receptions four times in 2011 (at JAX, at CLE, vs. HST, at HST). Named AFC Offensive Player of the Week after amassing the third-best rushing performance of his career with 190 yards on 23 carries against Tampa Bay (11/27/11). With his 37th career rushing touchdown at Buffalo (12/4/11), he passed Steve McNair (36) for third place on the team's all-time list, behind only Earl Campbell (73) and Eddie George (64).

- Against Baltimore (9/18), rushed for 53 yards on 24 carries. Hauled in three receptions for 12 yards.
- Against Denver (9/25), grabbed four receptions for 54 yards, including a 34-yard reception along the sideline on third-and-five in the second quarter.
- At Cleveland (10/2), started at running back and posted 101 rushing yards on 23 carries. Helped set up the Titans first touchdown with a 25-yard scamper off left tackle in the first stanza.
- At Pittsburgh (10/9), carried the ball 14 times for 51 rushing yards with a touchdown. Caught three passes for 14 yards. Kickstarted the Titans' first scoring drive with a 21-yard jaunt off left tackle on the first play from scrimmage. Posted his first touchdown of the season with a one-yard touchdown plunge in the third quarter.
- Against Cincinnati (11/6), started at running back and carried the ball 14 times for 64 yards. Caught four passes for 46 yards. Registered four plays of 17 or more yards in the game.
- At Carolina (11/13), rushed 27 times for 130 yards with a touchdown. Caught four passes for 44 yards. Helped set up the Titans first touchdown with a 29-yard reception in the first quarter. On a four-yard run in the third quarter, Johnson went over the 5,000-yard rushing mark for his career. He's the third player in franchise history to reach the milestone, joining Eddie George (10,009) and Earl Campbell (8,574). Kickstarted the Titans final touchdown drive with a 25-yard jaunt off left end in the fourth quarter. Gave the Titans a 30-3 lead with a one-yard touchdown plunge in the final stanza. The touchdown run tied Steve McNair (36 career rushing touchdowns) for third place on the team's all-time rushing touchdown list.
- Against Tampa Bay (11/27), named AFC Offensive Player of the Week after amassing the third-best rushing performance of his career with 190 yards on 23 carries. Registered eight rushes of 10 or more yards. Grabbed one reception for three yards. Kickstarted the Titans' scoring drive with a 25-yard run on the final play of the third quarter. Helped set up the Titans' game-winning touchdown with back-to-back runs of 10 and 34 yards in the fourth quarter.
- At Buffalo (12/4), rushed for 153 yards on 23 carries with two touchdowns. Gave the Titans a 10-7 advantage with a 48-yard touchdown run down the right sideline with 5:50 left to play in the first quarter. Scored his second touchdown of the afternoon on a four-yard run off right guard early in the second quarter.
- At Indianapolis (12/18), rushed 15 times for 55 yards and caught eight passes for 54 yards. Set up the Titans' touchdown with a 35-yard scamper on a draw to the Colts' seven-yard line in the fourth quarter.
- Against Jacksonville (12/24), started at running back and carried the ball 15 times for 56 yards. Sealed the victory with a 13-yard run and purposely falling down inbounds late in the fourth quarter.
- At Houston (1/1), rushed 15 times for 61 yards. Tied for the team lead with four receptions for 49 yards. Hauled in a 20-yard reception down the left sideline in the first quarter. Set up the Titans' first field goal with a 27-yard scamper off left end on the first play of the second quarter.

**2010 (16/16):** Named to the Pro Bowl. Started all 16 games at running back and finished fourth in the NFL and third in the AFC with 1,364 rushing yards. Finished sixth in the AFC with 12 total touchdowns. Led the team with 44 receptions. Has rushed for 100 or more yards in 24 career games, including an NFL-tying high eight times in 2010 (vs. OAK, at NYG, at DAL, at JAX, at MIA, vs. WAS, vs. IND, vs. HST). Talled seven plays of 30 or more yards, 22 plays of 15 or more yards and 41 plays that gained 10 or more yards in 2010. Led the team in rushing yards in 15 of 16 games (at

HST) in 2010. Led or tied for the team lead in receptions four times in 2010 (vs. OAK, vs. PIT, at SD, vs. IND). Led the team in receiving yards once in 2010 (vs. IND). Named AFC Offensive Player of the Week after carrying the ball 19 times for 131 yards with two touchdowns at Dallas (10/10). With his 76-yard touchdown run against Oakland (9/12), Johnson's four career touchdown runs of 75 or more yards ties him for second all-time with Barry Sanders and Tony Dorsett, trailing only O.J. Simpson's five. Rushed for more than 100 yards in 12 consecutive games (10/18/09 - 9/12/10), which ranks second in NFL history (Barry Sanders, 14) and moved him ahead of Marcus Allen's 11-game streak from 1985-1986. Against Oakland (9/12), went over 4,000 scrimmage yards for his career, reaching the mark in 32 career games which put him in a tie with Billy Simms for the fourth quickest to do so. The only players faster to 4,000 scrimmage yards were Eric Dickerson (30), Edgerrin James (30) and Clinton Portis (31). Became the third player in franchise history with three consecutive 1,000-yard rushing seasons (Eddie George, Earl Campbell). Became the 10th player in NFL history to reach the 1,200-yard rushing mark in his first three NFL seasons.

- Against Oakland (9/12), notched 27 carries for 142 yards and two touchdowns. Caught a team-best four passes for eight yards. Gave the Titans a commanding 24-3 lead with a 76-yard touchdown jaunt with 1:43 left to play in the first half. Extended the Titans' lead to 31-6 with a four-yard touchdown run in the third quarter.

- At N.Y. Giants (9/26), carried the ball 32 times for 125 yards and two touchdowns. Gave the Titans a 10-0 lead with a one-yard touchdown plunge with 8:43 remaining in the second quarter. Broke down the left sideline for a 42-yard run in the fourth quarter. Concluded the Titans' scoring with an eight-yard touchdown run with 4:02 left to play in the game. Passed three players to move into fourth place on the franchise's all-time rushing list. After starting the day in seventh place, he overtook Mike Rozier (3,426) for sixth place, Steve McNair (3,439) for fifth place, and Hoyle Granger (3,514) for fourth place.

- At Dallas (10/10), named AFC Offensive Player of the Week after carrying the ball 19 times for 131 yards with two touchdowns. Set up the Titans' second touchdown drive with a 29-yard jaunt up the middle in the second quarter. Flipped field position with a 42-yard run in the fourth quarter. Gave the Titans a 27-20 lead with a one-yard touchdown run midway through the fourth quarter. Scored the winning touchdown on a one-yard plunge with 3:28 remaining in the fourth quarter. With the scores—his 28th and 29th career rushing touchdowns—he moved past Mike Rozier (27 career rushing touchdowns) and tied Lorenzo White (29 career rushing touchdowns) for fourth place in team history.

- At Jacksonville (10/18), rushed for 111 yards on 26 carries with a touchdown. Sealed the victory with a 35-yard touchdown run on a fourth-and-five play with 1:40 remaining in the game. Marked the eighth consecutive road games with 100 or more rushing yards. On his touchdown run, the 30th of his career, he broke a tie with Lorenzo White for fourth place on the team's all-time rushing touchdowns list.

- At Miami (11/14), posted 117 rushing yards on 17 carries with a touchdown. Tied the score at 7-7 with a 17-yard touchdown run on third-and-two in the opening quarter. Kickstarted a Titans' touchdown drive with a 30-yard scamper up the middle in the third quarter. On a seven-yard run in the first quarter, became the fourth player in franchise history to reach 4,000 career rushing yards, joining Eddie George, Earl Campbell and Lorenzo White. Johnson became the seventh player in NFL history to accomplish the feat in his first 40 career games.

- Against Washington (11/21), notched 130 rushing yards on 21 carries. Registered consecutive runs of 20 and 29 yards late in the fourth quarter. On his first rushing attempt of the game, a 14-yard carry in the first quarter, passed Lorenzo White (4,079 yards) for third place on the team's all-time rushing list.

- Against Indianapolis (12/9), rushed for 111 yards on 22 carries. Led the team with eight receptions and 68 receiving yards. Set up the Titans' first touchdown with a 25-yard reception down the left sideline in the second quarter. Cut the Colts' lead to 21-7 with a one-yard touchdown run with 49 seconds remaining in the first half. Kickstarted the Titans' third touchdown drive with a 37-yard run off right end to the Colts' 18-yard line in the fourth quarter.

- Against Houston (12/19), eclipsed the 100-yard rushing mark for the eighth time this season with 130 yards on 24 carries with a touchdown. Extended the Titans' third touchdown drive with a three-yard run on third-and-one in the opening quarter. Gave the Titans a commanding 21-0 lead with an 11-yard touchdown run off right tackle in the first quarter. Set up the Titans' final touchdown with a 42-yard jaunt off right tackle in the third quarter.

**2009 (16/16):** Named AP Offensive Player of the Year and was the only unanimous AP first-team All-Pro selection. Selected as a starter to his second consecutive Pro Bowl after leading the NFL with a franchise-best 2,006 rushing yards and an NFL-record 2,509 yards from scrimmage. Became only the sixth player in NFL history to reach 2,000 rushing yards in a season, joining Eric Dickerson (2,105), Jamal Lewis (2,066), Barry Sanders (2,053), Terrell Davis (2,008) and O.J. Simpson (2,003). Became the first player in NFL history with at least 2,000 rushing yards and 500 receiving yards in the same season. Led the NFL with 97 first downs and tied for first in the AFC and second in the NFL with 16 touchdowns. Rushed for more than 100 yards in 11 consecutive games to conclude the season. Tallied 17 plays of 30 or more yards, 38 plays of 15 or more yards and 67 plays that gained 10 or more yards in 2009. Led the team with 50 receptions and finished third on the squad with 503 receiving yards. Named AFC Offensive Player of the Month for November after rushing for an NFL-best 800 yards (6.6 average) on 122 attempts and tying for the league-high with seven touchdowns as he helped the Titans post a 5-0 record. His 800 rushing yards were the most by a player in a month since 1970. Posted at least 125 rushing yards in six consecutive games (10/18/09 - 11/29/09), tying the NFL record set by Pro Football Hall of Famers Earl Campbell (1980) and Eric Dickerson (1984). Became the first player in NFL history with six consecutive games of 125+ rushing yards and a 5.0+ yards per carry average in each of those games (Pro Football Hall of Famer Jim Brown accomplished this feat in five consecutive games in 1958). With his three touchdown runs of 85 or more yards in 2009 (91, 89, 85), he became the only player in NFL history to register three career touchdown runs of 85 or more yards. Set a franchise record with 228 rushing yards on 24 carries with two touchdowns against Jacksonville (11/1/09). His 228 rushing yards eclipsed the former franchise record of 216 yards which was held by Billy Cannon and Eddie George and was the highest rushing total by a Titans player since Eddie George rushed for 199 yards against the Oakland Raiders on Dec. 9, 1999. Amassed a career-high 284 total yards from scrimmage against Houston (9/20/09), the second-highest combined rushing and receiving total in franchise history behind Billy Cannon's 330 yards against the New York Titans on Dec. 10, 1961 and the seventh-highest combined rushing and receiving total in the NFL since the start of the 2000 season. Became just the second player in franchise history (Billy Cannon, 12/10/61) to post 100 receiving yards and 100 rushing yards in the same game against Buffalo (11/15/09). Registered a career-long 91-yard touchdown run against Houston (9/20/09), tying a franchise record for the longest rush that stood alone for 45 years (Sid Blanks, vs. N.Y. Jets 12/13/64).

- Against Houston (9/20), tallied a career-best 284 yards from scrimmage, while posting a then career-best 197 rushing yards on 16 attempts with two touchdowns. Recorded then career-highs with nine receptions and 87 receiving yards with a touchdown. Gave the Titans an early 7-0 lead with a 57-yard touchdown run in the first quarter. Hauled in a short pass from Kerry Collins and scampered 69 yards untouched for a touchdown in the first quarter. Gave the Titans a 31-24 lead with a career-best and franchise-tying high 91-yard touchdown run in the third quarter.

- Against Jacksonville (11/1), named AFC Offensive Player of the Week after setting a franchise record with 228 rushing yards on 24 carries with two touchdowns in the Titans' 30-13 victory. His 228 rushing yards eclipsed the former franchise record of 216 yards which was held by Billy Cannon and Eddie George. Gave the Titans a 20-13 lead with a 52-yard touchdown run in the third quarter. On the opening play of the fourth quarter, took a handoff and scampered for an 89-yard touchdown, giving the Titans a commanding 30-13 lead.

- At San Francisco (11/8), eclipsed the 100-yard rushing mark for the third straight game in the Titans' 34-27 victory. Carried the ball 25 times for 135 yards and two touchdowns. Tied the score at 17-17 with a one-yard touchdown plunge in the third quarter. Gave the Titans a 24-20 lead by taking the option pitch, making a defender miss and finding the end zone for a two-yard touchdown run on a fourth-and-inches play in the fourth quarter.

- Against Buffalo (11/15), became just the second player in franchise history (Billy Cannon, 12/10/61) to post 100 receiving yards and 100 rushing yards in the same game. Led the team with 132 rushing yards on 26 carries with two touchdowns in the Titans' 41-17 win. Led the team with nine receptions for a team-best 100 receiving yards. Tied the score at 7-7 with a 28-yard touchdown in the first quarter. Broke two tackles at the

goal-line and scored a one-yard touchdown run on third-and-one, giving the Titans a 24-17 lead in the fourth quarter.

- At Houston (11/23), reached the 100-yard rushing mark for the fifth consecutive game with 29 carries for 151 yards in the Titans' 20-17 Monday Night Football victory.
- Against Arizona (11/29), carried the ball 18 times for 154 yards with a touchdown in the Titans' 20-17 come-from-behind victory. Gave the Titans a 13-3 lead with an 85-yard touchdown run in the third quarter.
- At Indianapolis (12/6), carried the ball 27 times for 113 yards, marking his seventh consecutive 100-yard rushing performance.
- Against St. Louis (12/13), amassed his eighth consecutive 100-yard rushing performance with 28 carries for 117 yards and two touchdowns in the Titans' commanding 47-7 victory. Grabbed three receptions for 69 yards with another score. Gave the Titans an early 7-0 lead with a 39-yard touchdown run off right end with 3:06 remaining in the first quarter. Hauled in a screen pass and raced 66 yards for a touchdown with six seconds remaining in the first stanza. Extended the Titans lead to 33-0 with a three-yard touchdown run on third-and-three in the third quarter.
- Against Miami (12/20), carried the ball 29 times for 104 yards in the Titans' 27-24 overtime win.
- Against San Diego (12/25), rushed 21 times for 142 yards and a score. Found a seam off right end and scampered 30 yards for a touchdown in the fourth quarter.
- At Seattle (1/3), carried the ball a career-best 36 times for 134 yards and two touchdowns in the Titans' season-ending 17-13 victory. Gave the Titans an early 7-0 lead with a six-yard touchdown run off left end on fourth-and-one with 7:56 remaining in the first quarter. With a nine-yard catch in the second quarter, set the NFL all-time single-season scrimmage yard record previously held by Marshall Faulk (2,429 yards). With a four-yard carry in the fourth quarter became only the sixth player in NFL history to amass 2,000 rushing yards in a season. Gave the Titans a 17-13 lead with a one-yard touchdown run off left end with 4:33 remaining in the fourth quarter.

**2008 (15/14, 1/1):** Led the Titans with 1,228 rushing yards and was named to Pro Bowl as a rookie. Finished third in AFC (eighth in NFL) in rushing yards, and 4.9-yard average was first in AFC (fourth in NFL). With 260 receiving yards, his 1,488 scrimmage yards ranked fifth in AFC and 10th in NFL. Tied for eighth in AFC with 65 first downs. Tied for seventh in AFC with 10 total touchdowns. Registered 21 plays of 15 or more yards. Played in every game with exception of season finale at Indianapolis (12/28), when he was a healthy inactive. Named All-Rookie by Sporting News and Pro Football Weekly/Professional Football Writers of America. With LenDale White (773 yards and 15 touchdowns), duo accumulated 2,001 yards and rushed for all 24 of team's rushing touchdowns, which tied for second-highest team total in franchise history.

- Against Jacksonville (9/7), started in NFL debut and totaled 15 carries for game-high 93 yards. His 93 rushing yards were the most by a Titans rookie on opening day since Earl Campbell's 137 yards in the 1978 opener (9/3/78 at Atlanta). Scored his first NFL touchdown on seven-yard pass from Vince Young.
- At Cincinnati (9/14), recorded first career 100-yard rushing effort, totaling 109 yards on 19 carries (5.7 avg.). His 51-yard run late in second quarter led to touchdown and tied for team's third-longest run since 1999.
- Against Minnesota (9/28), recorded first and second rushing touchdowns of career, scoring on one-yard run in first quarter and six-yard run in fourth quarter.
- Named NFL Offensive Rookie of the Month for September 2008. In first four games of his career, totaled 402 yards from scrimmage and 337 rushing yards. Crossed goal line three times in September, including two rushing touchdowns and one receiving touchdown.
- At Kansas City (10/19), led team with 168 yards on 18 carries and scored 66-yard touchdown. Helped team set its all-time single-game rushing record with 332 total yards on ground. His 168 yards accounted for the 20th-highest total in team history and second-highest rushing total by franchise rookie, trailing only Earl Campbell's 199 yards against Miami on Nov. 20, 1978. Named Diet Pepsi NFL Rookie of the Week.
- Against Indianapolis (10/27), led team with 77 rushing yards, including 16-yard touchdown run that sealed victory.
- Against Green Bay (11/2), led team with 89 rushing yards, including three-yard touchdown run. Also led club with six receptions for 72 yards, giving him 161 yards from scrimmage. Named Diet Pepsi NFL Rookie of

the Week.

- Against N.Y. Jets (11/23), became seventh player in franchise history to reach 1,000 scrimmage yards in rookie season (Earl Campbell, Bill Groman, Sid Blanks, Ernest Givins, Rodney Thomas and Eddie George) and first since 1996 (George).
- At Detroit (11/27), totaled 125 yards and two touchdowns on 16 carries. Scored on carries of six yards and 58 yards in first quarter for second career multi-touchdown game. Passed Rodney Thomas (947 rushing yards in 1995) for third place in franchise history among rookie rushers.
- Against Cleveland (12/7), recorded his fourth 100-yard game of the season (second consecutive), carrying 19 times for 136 yards and one score. With 17-yard carry in second quarter, became third franchise rookie to reach 1,000-yard mark. In addition to joining Earl Campbell and Eddie George as only rookies to accomplish the feat, became 11th different player in team history to reach 1,000. Sealed victory with 25-yard touchdown run.
- On Dec. 16, became franchise's second rookie running back selected to Pro Bowl (Earl Campbell).
- Against Pittsburgh (12/21), scored on 21-yard run on fourth-and-one in third quarter.
- In Divisional Playoff against Baltimore (1/10), contributed 100 yards of offense before leaving game with sprained ankle in second quarter. Scored on eight-yard touchdown run.

#### COLLEGE:

- Became third all-time leading rusher in ECU history with 2,982 rushing yards and set team record among running backs in career receptions (125) and receiving yards (1,296). Also became Pirates' career leader in total touchdowns (44), kickoff return yards (2,715 - a Conference USA record) and all-purpose yards (6,993 - third in conference history). In total, set or tied 18 game, season and career records for ECU. Also included on that list are season scoring record (144 points as a senior) and single-game all-purpose yardage total (408 yards on two occasions during senior season). He appeared in 47 games with 36 starts.
- As senior (2007), led nation with 227.7 all-purpose yards per game and was named first-team All-American by Pro Football Weekly and honorable mention All-American by SI.com. Started all 13 games at running back and totaled 236 carries for 1,423 yards (6.0 avg.) and 17 touchdowns. Added 37 receptions for 528 yards (14.3 avg.) and six touchdowns and 36 kickoff returns for 1,009 yards (28.0 avg.) and one touchdown.
- As junior (2006), played 12 games with five starts. Totaled 78 carries for 314 yards and four touchdowns and 21 receptions for 176 yards. Named first-team All-Conference USA as return specialist after posting 21 kickoff returns for 482 yards and one touchdown.
- As sophomore (2005), led Pirates with 176 carries for 684 yards (3.9 avg.) and six touchdowns. Also ranked second on squad with 35 receptions for 356 yards and two touchdowns. Added 21 kickoff returns for 459 yards. Ranked second in Conference USA with 136.3 all-purpose yards per game (1,499 total).
- As freshman (2004), earned Conference USA All-Freshman honors after rushing for 561 yards and five touchdowns on 134 carries (4.2 avg.). Added 32 receptions for 236 yards and two touchdowns and career-high 37 kickoff returns for 765 yards. Ranked fourth in the conference with an average of 142.0 all-purpose yards per game.
- Majored in communications.

#### PERSONAL:

- Splits time between Nashville and Orlando, Fla.
- Earned All-Orange County honors as senior running back for Olympia (Orlando, Fla.) High School Titans. Scored eight touchdowns as senior and eclipsed 1,000 yards as junior.
- Also played basketball and competed in track in high school. Ran 10.38-second 100-meter dash and anchored 4x100 team that won Golden South and Golden West National Championships.
- Hosted a three-day Old Spice Chris Johnson Football Camp in Nashville during the offseason.
- Worked with The Key Alliance in Nashville to support Project Homeless Connect, a one-day event that provided more than 10,000 direct services to about 1,500 individuals and families struggling with homelessness in Nashville. Later filmed a public service announcement with Nashville Mayor Karl Dean to support The Key Alliance.
- List of favorites: (movie) "Menace II Society"; (TV show) "The Jamie Foxx Show"; (actor) Denzel Washington; (music artist) Lil Wayne; (school

subject) math; (car) 1973 Chevy Caprice; (video game) NCAA Football; (sports team other than Titans) Denver Nuggets; (sports hero) Deion Sanders; and (food) pizza.

- Born Christopher Duan Johnson on Sept. 23, 1985 in Orlando, Fla.

## CHRIS JOHNSON'S GAME-BY-GAME

2008 Tennessee Titans				RUSHING					RECEIVING					Tot.
Date	Opp	W/L	P/S	Att	Yds	Avg	Lg	TD	No	Yds	Avg	Lg	TD	Yds.
Sept 7	Jax	W	S	15	93	6.2	18	0	3	34	11.3	20	1	127
Sept 14	@ Cin	W	S	19	109	5.7	51	0	2	12	6.0	7	0	121
Sept 21	Hou	W	p	16	74	4.6	14	0	2	5	2.5	9	0	79
Sept 28	Min	W	S	17	61	3.6	9	2	3	14	4.7	7	0	75
Oct 5	@ Bal	W	S	18	44	2.4	13	0	2	4	2.0	9	0	48
Oct 19	@ KC	W	S	18	168	9.3	66t	1	2	4	2.0	2	0	172
Oct 27	Ind	W	S	19	77	4.1	16t	1	4	19	4.8	9	0	96
Nov 2	GB	W	S	24	89	3.7	14	1	6	72	12.0	25	0	161
Nov 9	@ Chi	W	S	14	8	0.6	7	0	2	15	7.5	8	0	23
Nov 16	@ Jax	W	S	17	64	3.8	11	0	4	24	6.0	15	0	88
Nov 23	NYJ	L	S	10	46	4.6	24	0	3	15	5.0	7	0	61
Nov 27	@ Det	W	S	16	125	7.8	58t	2	2	9	4.5	5	0	134
Dec 7	Cle	W	S	19	136	7.2	33	1	4	30	7.5	8	0	166
Dec 14	@ Hou	L	S	13	65	5.0	16	0	2	2	1.0	1	0	67
Dec 21	Pit	W	S	16	69	4.3	21t	1	2	1	0.5	2	0	70
Dec 28	@ Ind	L	IA											
<b>Totals</b>	<b>13-3</b>	<b>15/14</b>		<b>251</b>	<b>1,228</b>	<b>4.9</b>	<b>66t</b>	<b>9</b>	<b>43</b>	<b>260</b>	<b>6.0</b>	<b>25</b>	<b>1</b>	<b>1,448</b>
<b>Playoffs</b>														
Jan 10	Bal	L	S	11	72	6.5	32	1	1	28	28.0	28	0	100
<b>Totals</b>	<b>0-1</b>	<b>1/1</b>		<b>11</b>	<b>72</b>	<b>6.5</b>	<b>32</b>	<b>1</b>	<b>1</b>	<b>28</b>	<b>28.0</b>	<b>28</b>	<b>0</b>	<b>100</b>

2009 Tennessee Titans				RUSHING					RECEIVING					Tot.
Date	Opp	W/L	P/S	Att	Yds	Avg	Lg	TD	No	Yds	Avg	Lg	TD	Yds.
Sept 10	@ Pit	L	S	15	57	3.8	32	0	1	11	11.0	11	0	68
Sept 20	Hou	L	S	16	197	12.3	91t	2	9	87	9.7	69t	1	284
Sept 27	@ NYJ	L	S	22	97	4.4	30	0	1	8	8.0	8	0	105
Oct 4	@ Jax	L	S	16	83	5.2	18	0	3	11	3.7	9	0	94
Oct 11	Ind	L	S	9	34	3.8	8	0	2	9	4.5	5	0	43
Oct 18	@ NE	L	S	17	128	7.5	48	0	0	0	-	0	0	128
Nov 1	Jax	W	S	24	228	9.5	89t	2	2	11	5.5	9	0	239
Nov 8	@ SF	W	S	25	135	5.4	41	2	3	25	8.3	16	0	160
Nov 15	Buf	W	S	26	132	5.1	32	2	9	100	11.1	17	0	232
Nov 23	@ Hou	W	S	29	151	5.2	36	0	0	0	-	0	0	151
Nov 29	Ari	W	S	18	154	8.6	85t	1	3	32	10.7	14	0	186
Dec 6	@ Ind	L	S	27	113	4.2	11	0	6	28	4.7	11	0	141
Dec 13	StL	W	S	28	117	4.2	39t	2	3	69	23.0	66t	1	186
Dec 20	Mia	W	S	29	104	3.6	14	0	2	55	27.5	41	0	159
Dec 25	SD	L	S	21	142	6.8	30t	1	3	37	12.3	15	0	179
Jan 3	@ Sea	W	S	36	134	3.7	12	2	3	20	6.7	10	0	154
<b>Totals</b>	<b>8-8</b>	<b>16/16</b>		<b>358</b>	<b>2,006</b>	<b>5.6</b>	<b>91t</b>	<b>14</b>	<b>50</b>	<b>503</b>	<b>10.1</b>	<b>69t</b>	<b>2</b>	<b>2,509</b>

2010 Tennessee Titans				RUSHING					RECEIVING					Tot.
Date	Opp	W/L	P/S	Att	Yds	Avg	Lg	TD	No	Yds	Avg	Lg	TD	Yds.
Sept 12	Oak	W	S	27	142	5.3	76t	2	4	8	2.0	5	0	150
Sept 19	Pit	L	S	16	34	2.1	11	0	5	19	3.8	17	0	53
Sept 26	@ NYG	W	S	32	125	3.9	42	2	0	0	-	0	0	125
Oct 3	Den	L	S	19	53	2.8	8	0	3	11	3.7	6	0	64
Oct 10	@ Dal	W	S	19	131	6.9	42	2	1	1	1.0	1	0	132
Oct 18	@ Jax	W	S	26	111	4.3	35t	1	2	20	10.0	11	0	131

Oct 24	Phi	W	S	24	66	2.8	12	0	2	7	3.5	4	0	73
Oct 31	@ SD	L	S	15	59	3.9	29t	1	5	24	4.8	8	0	83
Nov 14	@ Mia	L	S	17	117	6.9	30	1	1	7	7.0	7	0	124
Nov 21	Was	L	S	21	130	6.2	29	0	2	6	3.0	4	0	136
Nov 28	@ Hou	L	S	7	5	0.7	9	0	2	2	1.0	3	0	7
Dec 5	Jax	L	S	13	53	4.1	21	0	2	14	7.0	8	0	67
Dec 9	Ind	L	S	22	111	5.0	37	1	8	68	8.5	25	0	179
Dec 19	Hou	W	S	24	130	5.4	42	1	1	7	7.0	7	0	137
Dec 26	@ KC	L	S	14	58	4.1	17	0	0	0	-	0	0	58
Jan 2	@ Ind	L	S	20	39	2.0	12	0	6	51	8.5	15t	1	90
<b>Totals</b>	<b>6-10</b>	<b>16/16</b>		<b>316</b>	<b>1,364</b>	<b>4.3</b>	<b>76t</b>	<b>11</b>	<b>44</b>	<b>245</b>	<b>5.6</b>	<b>25</b>	<b>1</b>	<b>1,609</b>

2011 Tennessee Titans				RUSHING					RECEIVING					Tot.
Date	Opp	W/L	P/S	Att	Yds	Avg	Lg	TD	No	Yds	Avg	Lg	TD	Yds.
Sept 11	@ Jax	L	S	9	24	2.7	9	0	6	25	4.2	11	0	49
Sept 18	Bal	W	S	24	53	2.2	7	0	3	12	4.0	6	0	65
Sept 25	Den	W	S	13	21	1.6	8	0	4	54	13.5	34	0	75
Oct 2	@ Cle	W	S	23	101	4.4	25	0	2	11	5.5	6	0	112
Oct 9	@ Pit	L	S	14	51	3.6	21	1	3	14	4.7	9	0	65
Oct 23	Hou	L	S	10	18	1.8	3	0	6	27	4.5	17	0	45
Oct 30	Ind	W	S	14	34	2.4	11	0	3	17	5.7	10	0	51
Nov 6	Cin	L	S	14	64	4.6	20	0	4	46	11.5	21	0	110
Nov 13	@ Car	W	S	27	130	4.8	25	1	4	44	11.0	29	0	174
Nov 20	@ Atl	L	S	12	13	1.1	6	0	3	15	5.0	6	0	28
Nov 27	TB	W	S	23	190	8.3	34	0	1	3	3.0	3	0	193
Dec 4	@ Buf	W	S	23	153	6.7	48t	2	1	4	4.0	4	0	157
Dec 11	NO	L	S	11	23	2.1	9	0	5	43	8.6	14	0	66
Dec 18	@ Ind	L	S	15	55	3.7	35	0	8	54	6.8	19	0	109
Dec 24	Jax	W	S	15	56	3.7	13	0	0	0	-	0	0	56
Jan 1	@ Hou	W	S	15	61	4.1	27	0	4	49	12.3	20	0	110
<b>Totals</b>	<b>9-7</b>	<b>16/16</b>		<b>262</b>	<b>1,047</b>	<b>4.0</b>	<b>48t</b>	<b>4</b>	<b>57</b>	<b>418</b>	<b>7.3</b>	<b>34</b>	<b>0</b>	<b>1,465</b>

2012 Tennessee Titans				RUSHING					RECEIVING					Tot.
Date	Opp	W/L	P/S	Att	Yds	Avg	Lg	TD	No	Yds	Avg	Lg	TD	Yds.
Sept 9	NE	L	S	11	4	0.4	5	0	6	47	7.8	16	0	51
Sept 16	@ SD	L	S	8	17	2.1	7	0	2	11	5.5	12	0	28
Sept 23	Det	W	p	14	24	1.7	13	0	1	5	5.0	5	0	29
Sept 30	@ Hou	L	S	25	141	5.6	19	0	2	16	8.0	8	0	157
Oct 7	@ Min	L	S	15	24	1.6	9	0	1	5	5.0	5	0	29
Oct 11	Pit	W	S	19	91	4.8	13	0	4	23	5.8	12	0	114
Oct 21	@ Buf	W	S	18	195	10.8	83t	2	1	3	3.0	3	0	198
Oct 28	Ind	L	S	21	99	4.7	14	0	2	18	9.0	11	0	117
Nov 4	Chi	L	S	16	141	8.8	80t	1	4	10	2.5	8	0	151
Nov 11	@ Mia	W	S	23	126	5.5	21	1	1	8	8.0	8	0	134
Nov 25	@ Jax	L	S	21	80	3.8	31	0	2	29	14.5	22	0	109
Dec 2	Hou	L	S	13	51	3.9	26	0	4	20	5.0	7	0	71
Dec 9	@ Ind	L	S	19	44	2.3	8	0	3	15	5.0	9	0	59
Dec 17	NYJ	W	S	21	122	5.8	94t	1	0	0	-	0	0	122
Dec 23	@ GB	L	S	11	28	2.5	8	0	2	13	6.5	8	0	41
Dec 30	Jax	W	S	21	56	2.7	19	1	1	9	9.0	9	0	65
<b>Totals</b>	<b>6-10</b>	<b>16/15</b>		<b>276</b>	<b>1,243</b>	<b>4.5</b>	<b>94t</b>	<b>6</b>	<b>36</b>	<b>232</b>	<b>6.4</b>	<b>22</b>	<b>0</b>	<b>1,475</b>

**CHRIS JOHNSON'S NFL STATISTICS****REGULAR SEASON**

Year	Team	RUSHING							RECEIVING				
		GP	GS	Att	Yds	Avg	Lg	TD	No	Yds	Avg	Lg	TD
2008	Tennessee	15	14	251	1,228	4.9	66t	9	43	260	6.0	25	1
2009	Tennessee	16	16	358	2,006	5.6	91t	14	50	503	10.1	69t	2
2010	Tennessee	16	16	316	1,364	4.3	76t	11	44	245	5.6	25	1
2011	Tennessee	16	16	262	1,047	4.0	48t	4	57	418	7.3	34	0
2012	Tennessee	16	15	276	1,243	4.5	94t	6	36	232	6.4	22	0
<b>NFL Totals</b>		<b>79</b>	<b>77</b>	<b>1,463</b>	<b>6,888</b>	<b>4.7</b>	<b>94t</b>	<b>44</b>	<b>230</b>	<b>1,658</b>	<b>7.2</b>	<b>69t</b>	<b>4</b>

**PLAYOFFS**

Year	Team	RUSHING							RECEIVING				
		GP	GS	Att	Yds	Avg	Lg	TD	No	Yds	Avg	Lg	TD
2008	Tennessee	1	1	11	72	6.5	32	1	1	28	28.0	28	0
<b>Playoff Totals</b>		<b>1</b>	<b>1</b>	<b>11</b>	<b>72</b>	<b>6.5</b>	<b>32</b>	<b>1</b>	<b>1</b>	<b>28</b>	<b>28.0</b>	<b>28</b>	<b>0</b>

**Single-Game Highs**

Rushing Attempts - 36 at Seattle (1/3/09)  
 Rushing Yards - 228 vs. Jacksonville (11/1/09)  
 Long Rush - 94t vs. N.Y. Jets (12/17/12)  
 Rushing Touchdowns - 2 (13 times, last at Buffalo 10/21/12)  
 Receptions - 9 (Twice, last vs. Buffalo 11/15/09)  
 Receiving Yards - 100 vs. Buffalo (11/15/09)  
 Long Reception - 69t vs. Houston (9/20/09)  
 Receiving Touchdowns - 1 (Four times, last at Indianapolis 1/2/11)

**Playoff Single-Game Highs**

Rushing Attempts - 11 vs. Baltimore (1/10/09)  
 Rushing Yards - 72 vs. Baltimore (1/10/09)  
 Long Rush - 32 vs. Baltimore (1/10/09)  
 Rushing Touchdown - 1 vs. Baltimore (1/10/09)  
 Receptions - 1 vs. Baltimore (1/10/09)  
 Receiving Yards - 28 vs. Baltimore (1/10/09)  
 Long Reception - 28 vs. Baltimore (1/10/09)

45



## QUINN JOHNSON

FULLBACK • 6'1" • 255 lbs • COLLEGE: LOUISIANA STATE  
 ACQUIRED: TRADE (GB) - 2011 • NFL EXP. (NFL/TITANS): 5/3  
 HOMETOWN: NEW ORLEANS, LA.  
 GAMES PLAYED/GAMES STARTED: 40/13 (PLAYOFFS: 3/2)



SUPER BOWLS



2010

**PRO:** Quinn Johnson enters his fifth NFL season and his third campaign with the Titans in 2013 after receiving a new contract early in the offseason. The big-bodied, bruising fullback from Louisiana State University spent the first two years of his career (2009–2010) in Green Bay, where he played in 20 total games (four starts) as the primary lead blocker for the Packers. He was traded to the Titans a week before the 2011 season began and spent time with the Denver Broncos later the same season before returning to the Titans for a second stint.

### CAREER HIGHLIGHTS:

- In 2012, Johnson set career highs in games (16), starts (8), carries (4) and receptions (5).
- In 2010, Johnson won a Super Bowl championship with the Green Bay Packers after appearing in a career-best 11 games with four starts at fullback.

### TITANS TIDBITS:

- Johnson has accomplished the rare feat of winning a title at every level of football he has played. He calls winning football championships in Little League, high school, college and the pros his most memorable sports achievements.
- Johnson's cousin, Terry Robiskie, played running back at LSU (1973-76), five seasons in the NFL, and is currently the wide receivers coach for the Atlanta Falcons.

### CAREER TRANSACTIONS:

- The New Orleans, La., native was originally selected by the Green Bay Packers in the fifth round (145th overall) in the 2009 NFL Draft.
- Traded by the Packers for a future conditional draft choice to the Titans on Sept. 3, 2011.
- Released by the Titans on Oct. 7, 2011 and claimed off waivers by the Denver Broncos on Oct. 10, 2011.
- Released by the Broncos on Dec. 17, 2011 and was claimed off waivers by the Titans on Dec. 19, 2011.

### SEASON RECAPS:

**2012 (16/8 - Tennessee):** Appeared in all 16 games with eight starts at fullback. Hauled in a career-best five receptions for 40 yards and registered his first four carries for five yards. Tied for the team lead in special teams tackles once in 2012 (vs NYJ).

- At Houston (9/30), grabbed one reception for 17 yards. Kept the Titans' first scoring drive alive with a 17-yard catch on third-and-one in the second quarter.
- At Minnesota (10/7), started at fullback and grabbed one pass for 15 yards.
- Against Pittsburgh (10/11), started at fullback and helped blocked for Titans' rushers to gain 94 yards on the ground.
- At Buffalo (10/21), started at fullback and opened holes for Chris Johnson to amass 195 rushing yards on just 18 carries.
- At Chicago (11/4), notched a special teams tackle on coverage units.
- At Miami (11/11), posted his first career carry for three yards. Helped open holes for other Titans' rushers to gain 174 rushing yards on 36 carries. Kept the Titans' third-quarter touchdown drive alive with a three-yard run on third-and-one.
- Against N.Y. Jets (12/17), started at fullback and carried the ball a career-best twice for two yards. Caught one pass for two yards. Tied for the team lead with a special teams tackle.

**2011 (4/1 – Tennessee, 0/0 – Denver):** Appeared in four games with one start before being released by the Titans on Oct. 7, 2011. Totaled three receptions for 30 yards and one special teams tackle. Was claimed off waivers by the Broncos and was inactive for all eight games with Denver before being released. Was claimed by the Titans off waivers from the Broncos on Dec. 19, 2011 and was inactive for the final two games.

- At Jacksonville (9/11), saw his first action with the Titans as a reserve fullback.
- Against Baltimore (9/18), started at fullback and kept the Titans' final scoring drive alive with a 13-yard catch on fourth-and-one in the final quarter.
- Against Denver (9/25), saw action at fullback and tied a career-high with two receptions for a career-best 17 yards.
- At Cleveland (10/2), helped open holes for Chris Johnson to amass 101 rushing yards on 23 carries.

**2010 (11/4, 3/2 - Green Bay):** Appeared in a career-high 11 games with four starts, and caught three passes for 26 yards. Registered a career-best five tackles on special teams. Appeared in three postseason contests with two starts, posting one reception for four yards. Was inactive for five games during the regular season and was also inactive for Super Bowl XLV.

- Against Buffalo (9/19), started the first game of his career and had a career-long catch for 11 yards, moving the chains for a first down on the opening drive.
- Against Miami (10/17), returned to action after missing previous two contests due to a glute injury. Partially blocked a Brandon Fields punt in the second quarter, leading to just a 29-yard kick.
- Against San Francisco (12/5), recorded a career-high two tackles on special teams.
- At New England (12/19), had a career-high two receptions for 15 yards, including an 11-yard grab early in the fourth quarter that matched his career long.
- At Philadelphia in a Wild Card game (1/9), started and helped James Starks rush for a franchise postseason rookie-record 123 yards on 23 carries. Also had a four-yard reception in the second quarter, hauling in a short flip from Aaron Rodgers on a third-and-two to keep an eventual touchdown drive alive that would put Green Bay ahead, 14-0.

**2009 (9/0, 0/0 - Green Bay):** Played in nine games, seeing time at fullback and on special teams, and caught two passes for four yards. Inactive for the first four contests of the season, plus three others over the season's second half, and the playoff game.

- Against Detroit (10/18), made his NFL debut, and helped block for Ryan Grant's 90 yards on 24 carries (3.8 avg.), including 68 yards in the fourth quarter.
- At Cleveland (10/25), saw time at fullback and helped clear the way for Grant's season-high 148 yards on 27 carries, the second-best regular-season performance of Grant's career. Helped the team post a season-high 202 yards on 41 carries and recorded his first career reception, a pass in the right flat from Aaron Rodgers in the third quarter that went for no gain.

### COLLEGE:

- Played in 40 games with 15 starts during his career at Louisiana State. Carried the ball 16 times for 34 yards and five touchdowns, to go along with five catches for 54 yards.
- Came to LSU as a highly recruited linebacker before moving to fullback prior to his sophomore season.





## QUINN JOHNSON'S NFL STATISTICS

### REGULAR SEASON

Year	Team	REGULAR SEASON		RUSHING					RECEIVING				
		GP	GS	No	Yds	Avg	Lg	TD	Att	Yds	Avg	Lg	TD
2009	Green Bay	9	0	0	0	-	-	0	2	4	2.0	4	0
2010	Green Bay	11	4	0	0	-	-	0	3	26	8.7	11	0
2011	Tenn./Den.	4	1	0	0	-	-	0	3	30	10.0	13	0
2012	Tennessee	16	8	4	5	1.3	3	0	5	40	8.0	17	0
<b>NFL Totals</b>		<b>40</b>	<b>13</b>	<b>4</b>	<b>5</b>	<b>1.3</b>	<b>3</b>	<b>0</b>	<b>13</b>	<b>100</b>	<b>7.7</b>	<b>17</b>	<b>0</b>

### PLAYOFFS

Year	Team	PLAYOFFS		RUSHING					RECEIVING				
		GP	GS	Att	Yds	Avg	Lg	TD	No	Yds	Avg	Lg	TD
2009	Green Bay	0	0	0	0	0.0	-	0	0	0	0.0	-	0
2010	Green Bay	3	2	0	0	0.0	-	0	1	4	4.0	4	0
<b>Playoff Totals</b>		<b>3</b>	<b>2</b>	<b>0</b>	<b>0</b>	<b>0.0</b>	<b>-</b>	<b>0</b>	<b>1</b>	<b>4</b>	<b>4.0</b>	<b>4</b>	<b>0</b>

#### Single-Game Highs

Rushing Attempts - 2 vs. N.Y. Jets (12/17/12)  
 Rushing Yards - 3 at Miami (11/11/12)  
 Long Rush - 3 at Miami (11/11/12)  
 Receptions - 2 (Twice, last vs. Denver 9/25/11)  
 Receiving Yards - 17 (Twice, last at Houston 9/30/12)  
 Long Reception - 17 at Houston 9/30/12

#### Playoff Single-Game Highs

Receptions - 1 at Philadelphia (1/9/11)  
 Receiving Yards - 4 at Philadelphia (1/9/11)  
 Long Reception - 4 at Philadelphia (1/9/11)

#### Additional Statistics

Special Teams Tackles - 0 (2009); 5 (2010); 1 (2011), 2 (2012)

32



## ROBERT JOHNSON

SAFETY • 6'2" • 203 lbs • COLLEGE: UTAH  
 ACQUIRED: 5TH ROUND - 2010 • NFL EXP. (NFL/TITANS): 3/3  
 HOMETOWN: LOS ANGELES, CALIF.  
 GAMES PLAYED/GAMES STARTED: 15/3 (PLAYOFFS: 0/0)



**PRO:** Robert Johnson has spent three years with the Titans since he was a fifth-round draft choice in 2010. He played in a career-best 12 games in 2012 before suffering a season-ending foot injury in early December. The former Utah Ute spent the majority of 2011 on the practice squad before being called up to the 53-man roster during the final month of the campaign. The rangy, ball-hawking safety was inactive for all 16 contests as he studied the defense as a rookie.

#### CAREER HIGHLIGHTS:

- In 2012, Johnson played in a career-high 12 games and posted 13 tackles and his first career interception.
- An All-Mountain West Conference performer as a senior at Utah, Johnson spent three seasons with the Utes after transferring from L.A. Southwest College.
- Despite playing only three seasons at Utah, Johnson tied for fifth in school history with 13 career interceptions.

#### TITANS TIDBITS:

- During the 2012 offseason, Johnson spent time in Pennsylvania working out with short track speed skater Apolo Anton Ohno, snowboarder Louie Vito and Pittsburgh Steelers linebacker Stevenson Sylvester. Johnson and Sylvester were teammates at Utah and got connected with Ohno's athletic trainer, John Schaeffer.
- When he was just six years old, Johnson and his family were forced to confront a terrible tragedy when his father, Wayne, was shot and killed in a robbery. Johnson says ultimately it made his family stronger and credits his mother, Wanda, with persevering through the loss.
- Johnson, who himself did not own a car when he was drafted by the Titans, said in the aftermath of the draft that one of his first goals as a pro would be to earn enough to get his mother a reliable car.
- Johnson, who graduated with a sociology degree in December 2009, is interested in becoming a SWAT team member or FBI agent when his playing career is finished.

#### CAREER TRANSACTIONS:

- The Los Angeles, Calif., native was selected by the Titans in the fifth round (148th overall) of the 2010 NFL Draft.
- Released by the Titans on Sept. 3, 2011 and signed to the team's practice squad a day later.
- Signed by the Titans to their active roster from the practice squad on Dec. 14, 2011.

#### SEASON RECAPS:

- 2012 (12/3):** Saw action in a career-best 12 games with three starts at safety and registered 13 tackles, including a stop for loss and an interception. Placed on injured reserve on Dec. 4, 2012. Registered his first career NFL start at safety against New England (9/9/12). Collected his first career interception by picking off Christian Ponder at Minnesota (10/7/12). Has led or tied for the team lead in special teams tackles twice in 2012 (at BUF, vs. CHI).
- Against New England (9/9), made his first career NFL start as a safety and collected five tackles.
  - At San Diego (9/16), started at safety and totaled two tackles, including a stop for loss. Stuffed Curtis Brinkley for a four-yard loss on a short pass in the first quarter. Teamed with Derrick Morgan to stop Brinkley for a third-yard loss on a rush off right end in the first stanza.
  - At Minnesota (10/7), played as a reserve at safety and collected his first career interception. Ended a potential Vikings' scoring drive by intercepting a pass intended for Kyle Rudolph at the Minnesota two-yard line late in the

second quarter.

- At Chicago (11/4), led the team with two solo special teams tackles on coverage units.
- Against Houston (12/2), started at safety as the team opened the game in a five defensive back package. Posted two tackles on defense and an additional stop on special teams.

**2011 (3/0):** Played in three games as a reserve after being elevated to the active roster from the Titans' practice squad on Dec. 14, 2011. Played in his first career NFL game at Indianapolis (12/18/11). Collected one special teams stop.

- At Indianapolis (12/18), saw action as a reserve on special teams in his first career NFL contest.
- Against Jacksonville (12/24), posted a special teams tackle on coverage units.

**2010 (0/0):** Was inactive for all 16 contests.

#### COLLEGE:

- In three seasons at Utah, Johnson played in 37 games with 31 starts at free safety, including all 13 games as a senior. He left the school ranked tied for fifth in school history with 13 career interceptions, and his 172 career interception return yards ranked ninth in team history. He added 155 tackles, five tackles for loss, 26 passes defended, three forced fumbles and three fumble recoveries.
- As a senior (2009), was a first-team All-Mountain West Conference selection who started all 13 games at free safety. Finished second in the conference and tied for 11th in the nation in interceptions per game (0.46), and his six interceptions tied for the third-most in a season by a Ute. Led Utah and tied for second in the MWC in passes defended with 12 (six interceptions, six additional pass breakups). His 139 yards on interception returns tied for the eighth-highest total in a season by a Ute. Led the secondary and finished fourth on the team with 70 tackles.
- As a junior (2008), played in 12 games with 11 starts and totaled 41 tackles, four interceptions and three pass breakups. All four interceptions came against ranked opponents (two vs. Alabama, one vs. TCU and one vs. BYU). Contributed to Utah becoming only unbeaten FBS team and to team's No. 2 final AP ranking and No. 4 final coaches ranking.
- As a sophomore (2007), played in 12 games with seven starts at free safety, earning honorable mention All-MWC. Forced a team-high five turnovers (three interceptions and two forced fumbles) and totaled 44 tackles.
- At L.A. Southwest College (2006), earned honorable mention junior college All-American honors in addition to All-Conference, All-District and All-State awards. Totaled 96 tackles, five interceptions, two fumble recoveries and one forced fumble.
- Graduated with bachelor's degree in sociology from Utah in December 2009.
- Also ran track for L.A. Southwest College, clocking 21.65 in 200m and 47.52 in 400m events and posting a 6'8" high jump.

#### PERSONAL:

- Splits time between Nashville and Los Angeles with his son, Aaden.
- As a senior at Fremont (Calif.) High School, was named to *L.A. Times* 2005 All-Region team. Named 2005 Defensive Co-Player of the Year in the Coliseum League.
- Also earned three letters in track and basketball, earning All-District honors with the high school basketball team.
- Was a member of Utah's Student-Athlete Mentors (SAMS) program.

- He is the fourth of seven children in his family. His brothers are Hasayn Bailey, Wayne Johnson, Elijah Johnson and Charlie Winters. His sisters are Kawana Johnson and Michele' Winters. Elijah played wide receiver for L.A. Southwest College.
- Follow Johnson on Twitter at @RobertJohnson32.
- List of favorites: (movie) "Old School"; (TV show) "Family Guy"; (actor/actress) Will Smith, Angelina Jolie; (music artist) Ludacris; (school subjects) history; (author) John Steinbeck; (video game) Call of Duty; (food) pasta; (sports hero) Bo Jackson; and (sports teams as a child) L.A. Lakers.
- Born Robert Lee Johnson on Feb. 13, 1987 in Gardena, Calif.

## ROBERT JOHNSON'S GAME-BY-GAME

### 2010 Tennessee Titans

Date	Opp	W/L	P/S	Tot Solo Asst	Sk - Yds	QBP	TFL	Int- Yds -TD	PD	FF	FR - Yds	SpT
Sept 12	Oak	W	IA									
Sept 19	Pit	L	IA									
Sept 26	@ NYG	W	IA									
Oct 3	Den	L	IA									
Oct 10	@ Dal	W	IA									
Oct 18	@ Jax	W	IA									
Oct 24	Phi	W	IA									
Oct 31	@ SD	L	IA									
Nov 14	@ Mia	L	IA									
Nov 21	Was	L	IA									
Nov 28	@ Hou	L	IA									
Dec 5	Jax	L	IA									
Dec 9	Ind	L	IA									
Dec 19	Hou	W	IA									
Dec 26	@ KC	L	IA									
Jan 2	@ Ind	L	IA									
<b>Totals</b>		<b>6-10</b>	<b>0/0</b>	<b>0</b>	<b>0</b>	<b>0.0</b>	<b>0.0</b>	<b>0</b>	<b>0</b>	<b>0</b>	<b>0</b>	<b>0</b>

### 2011 Tennessee Titans

Date	Opp	W/L	P/S	Tot Solo Asst	Sk - Yds	QBP	TFL	Int- Yds -TD	PD	FF	FR - Yds	SpT
Dec 18	@ Ind	L	p	0	0	0.0	0.0	0	0	0	0	0
Dec 24	Jax	W	p	0	0	0.0	0.0	0	0	0	0	1
Jan 1	@ Hou	W	p	0	0	0.0	0.0	0	0	0	0	0
<b>Totals</b>		<b>2-1</b>	<b>3/0</b>	<b>0</b>	<b>0</b>	<b>0.0</b>	<b>0.0</b>	<b>0</b>	<b>0</b>	<b>0</b>	<b>0</b>	<b>1</b>

### 2012 Tennessee Titans

Date	Opp	W/L	P/S	Tot Solo Asst	Sk - Yds	QBP	TFL	Int- Yds -TD	PD	FF	FR - Yds	SpT
Sept 9	NE	L	S	5	4	1	0.0	0.0	0	0	0	0
Sept 16	@ SD	L	S	2	2	0	0.0	0.0	0	1	0	0
Sept 23	Det	W	p	1	1	0	0.0	0.0	0	0	0	0
Sept 30	@ Hou	L	p	1	1	0	0.0	0.0	0	0	0	1
Oct 7	@ Min	L	p	0	0	0	0.0	0.0	0	0	1	2
Oct 11	Pit	W	p	0	0	0	0.0	0.0	0	0	0	0
Oct 21	@ Buf	W	p	1	0	1	0.0	0.0	0	0	0	0
Oct 28	Ind	L	p	0	0	0	0.0	0.0	0	0	0	0
Nov 4	Chi	L	p	0	0	0	0.0	0.0	0	0	0	0
Nov 11	@ Mia	W	p	0	0	0	0.0	0.0	0	0	0	0
Nov 25	@ Jax	L	p	1	1	0	0.0	0.0	0	0	0	0
Dec 2	Hou	L	S	2	1	1	0.0	0.0	0	0	0	0
Dec 9	@ Ind											
Dec 17	NYJ											
Dec 23	@ GB											
Dec 30	Jax											
<b>Totals</b>		<b>4-8</b>	<b>12/3</b>	<b>13</b>	<b>10</b>	<b>3</b>	<b>0.0</b>	<b>0.0</b>	<b>0</b>	<b>1</b>	<b>1</b>	<b>2</b>

Placed on injured reserve on Dec. 4, 2012

## ROBERT JOHNSON'S NFL STATISTICS

REGULAR SEASON		TACKLES										INTERCEPTIONS					FUMBLES			
Year	Team	GP	GS	Tot	Solo	Asst	Sk	Yds	QBP	TFL	No	Yds	Lg	TD	PD	FF	FR	Yds	SpT	
2010	Tennessee	0	0	0	0	0	0.0	0.0	0	0	0	0	0	0	0	0	0	0	0	
2011	Tennessee	3	0	0	0	0	0.0	0.0	0	0	0	0	0	0	0	0	0	0	1	
2012	Tennessee	12	3	13	10	3	0.0	0.0	0	1	1	2	2	0	1	0	0	0	7	
<b>NFL Totals</b>		<b>15</b>	<b>3</b>	<b>13</b>	<b>10</b>	<b>3</b>	<b>0.0</b>	<b>0.0</b>	<b>0</b>	<b>1</b>	<b>1</b>	<b>2</b>	<b>2</b>	<b>0</b>	<b>1</b>	<b>0</b>	<b>0</b>	<b>0</b>	<b>8</b>	

### Single-Game Highs

Tackles - 5 vs. New England (9/9/12)

Interceptions - 1 at Minnesota (10/7/12)

Special Teams Tackles - 2 vs. Chicago (11/4/12)

47



## GREG JONES

LINEBACKER • 6'0" • 238 lbs • COLLEGE: MICHIGAN STATE  
 ACQUIRED: FREE AGENT - 2013 • NFL EXP. (NFL/TITANS): 3/1  
 HOMETOWN: CINCINNATI, OHIO  
 GAMES PLAYED/GAMES STARTED: 22/5 (PLAYOFFS: 4/0)



**SUPER BOWLS**



**2011**

**PRO:** The Titans signed Greg Jones during the 2013 offseason to provide depth and competition at the middle linebacker position. The Michigan State product enters his third NFL season after spending a year with the New York Giants (2011) and the following season with the Jacksonville Jaguars (2012). He was a key member on special teams for the Giants during their run to the Super Bowl XLVI Championship.

### CAREER HIGHLIGHTS:

- In 2011, Jones played in all 16 games with five starts during the regular season as a rookie for the New York Giants. He also played in all four postseason games, including the Super Bowl XLVI victory over the New England Patriots. He led the team with seven postseason special teams tackles.
- Jones was a four-year starter at Michigan State and led the Spartans in tackles all four seasons.

### CAREER TRANSACTIONS:

- The Cincinnati, Ohio, native was originally selected by the New York Giants in the sixth round (185th overall) of the 2011 NFL Draft.
- Waived by the Giants on Aug. 31, 2012.
- Signed by the Jacksonville Jaguars as a free agent on Nov. 13, 2012 and waived on May 6, 2013.
- Signed by the Titans as an unrestricted free agent on May 15, 2013.

### SEASON RECAPS:

**2012 (6/0 - Jacksonville):** Spent the preseason with the New York Giants before he was waived on final cuts. Signed by the Jaguars on Nov. 13. In six games with the Jaguars, totaled seven special teams tackles.

- At Houston (11/18), led the team with three special teams tackles.
- Against New England (12/23), made one special teams tackle before leaving the game in the second quarter with a leg injury.
- Placed on injured reserve on Dec. 24.

**2011 (16/5, 4/0 - N.Y. Giants):** Played in all 16 regular-season games with five starts and also played in all four postseason games. Finished the regular season with 25 defensive tackles and six special teams tackles. In the postseason, led the Giants with seven special teams tackles.

- At Washington (9/11), was the only Giants rookie to start the season opener at Washington. Had four solo tackles, including one on the game's first play. He was the first Giants rookie linebacker to start on opening day since Lawrence Taylor in 1981, the first defensive rookie to start an opener since tackle Barry Cofield in 2006 and the first rookie to start since tight end Michael Matthews in 2007.
- Against Miami (10/3), had a season-high six tackles.
- At San Francisco (1/22), contributed three special teams tackles in the NFC Championship Game.

### COLLEGE:

- Played in 52 games with 46 starts at Michigan State. He tallied 15 starts at strongside linebacker and 31 starts at middle linebacker. Recorded 465 tackles with 16.5 sacks, 46.5 stops for losses and 15 quarterback pressures. Forced five fumbles and recovered another that he advanced 15 yards. Deflected seven passes and had two interceptions for 36 yards in returns. His 465 tackles ranked 10th in NCAA Football Bowl Subdivision history.
- As a senior in 2010, Jones was one of just 10 players in the nation to earn unanimous first-team All-America honors (The NFL Draft Report, Associated Press, American Football Coaches Association, Walter Camp

Foundation, Football Writers Association of American and the *Sporting News*) and was the only repeat selection from the 2009 team to the 2010 Associated Press and AFCA Teams. Led the team and ranked seventh in the Big Ten with 106 tackles.

- In 2009, was a consensus All-America first-team selection. Started all 13 games at middle linebacker, leading the team for the third-straight year, topping the Big Ten and ranking third in the NCAA Football Bowl Subdivision with 154 tackles (67 solo).
- In 2008, was named first-team All-Big Ten Conference selection by the league's head coaches. Led the team and ranked third in the league with 127 tackles (80 solo).
- In 2007, named first-team Freshman All-America by the Football Writers Association of America, *The Sporting News*, CollegeFootballNews.com, Rivals.com and Scout.com. Led the team with 78 tackles, becoming the first true freshman to lead the Spartans in tackles since Dan Bass made 111 stops in 1976.
- Majored in media arts.

### PERSONAL:

- Attended Archbishop Moeller (Cincinnati, Ohio) High School, where he was named Ohio's 16th-best prep prospect by Rivals.com. Earned Prep Star All-Midwest accolades and All-State honorable mention in 2006. Also named All-District and All-City first-team during his final season. The two-time All-Greater Catholic League selection led the team with 71 tackles, including 23 tackles for loss and 11.5 sacks.
- On Twitter: @IIGregjones
- On Instagram: @GregJ513
- Born on Oct. 5, 1988.

## GREG JONES' NFL STATISTICS

REGULAR SEASON				TACKLES							INTERCEPTIONS					FUMBLES				
Year	Team	GP	GS	Tot	Solo	Asst	Sk	Yds	QBP	TFL	No	Yds	Lg	TD	PD	FF	FR	Yds	SpT	
2011	N.Y. Giants	16	5	25	22	3	0.0	0.0	0	0	0	0	-	0	0	0	0	0	0	6
2012	Jacksonville	6	0	0	0	0	0.0	0.0	0	0	0	0	-	0	0	0	0	0	0	7
<b>NFL Totals</b>		<b>22</b>	<b>5</b>	<b>25</b>	<b>2</b>	<b>3</b>	<b>0.0</b>	<b>0.0</b>	<b>0</b>	<b>0</b>	<b>0</b>	<b>0</b>	<b>-</b>	<b>0</b>	<b>0</b>	<b>0</b>	<b>0</b>	<b>0</b>	<b>0</b>	<b>13</b>

PLAYOFFS				TACKLES							INTERCEPTIONS					FUMBLES				
Year	Team	GP	GS	Tot	Solo	Asst	Sk	Yds	QBP	TFL	No	Yds	Lg	TD	PD	FF	FR	Yds	SpT	
2011	N.Y. Giants	4	0	0	0	0	0.0	0.0	0	0	0	0	-	0	0	0	0	0	0	7
<b>NFL Totals</b>		<b>4</b>	<b>0</b>	<b>0</b>	<b>0</b>	<b>0</b>	<b>0.0</b>	<b>0.0</b>	<b>0</b>	<b>0</b>	<b>0</b>	<b>0</b>	<b>-</b>	<b>0</b>	<b>0</b>	<b>0</b>	<b>0</b>	<b>0</b>	<b>0</b>	<b>7</b>

### Single-Game Highs

Tackles - 6 vs. Miami (10/3/11)

6



## BRETT KERN

PUNTER • 6'2" • 214 lbs • COLLEGE: TOLEDO  
 ACQUIRED: WAIVERS - 2009 (DEN) • NFL EXP. (NFL/TITANS): 6/5  
 HOMETOWN: GRAND ISLAND, N.Y.  
 GAMES PLAYED/GAMES STARTED: 80/0 (PLAYOFFS: 0/0)



**PRO:** Brett Kern is a strong-legged punter that has shown a keen ability to down his kicks inside the opponents' 20-yard line. The sixth-year pro is coming off his best season in 2012 when he set career-highs and franchise records with a 47.6 gross punt average and a 40.4 net punt average. In 2011, the Toledo native tallied career-highs with 86 punts for 3,747 yards with 31 punts placed inside the 20-yard line. Kern joined the Titans franchise during the 2009 season when he was claimed off waivers from the Denver Broncos.

### CAREER HIGHLIGHTS:

- Kern had his most productive season in 2012 when he ranked fifth in the AFC with a franchise record and career-best 47.6 gross punt average. He also finished ninth in the AFC with a franchise record and career-high 40.4 net punting average.
- In 2011, Kern set a new Titans/Oilers franchise record with his 39.4-yard net average. He also posted career-highs in punts (86), punt yards (3,747) and punts inside the 20-yard line (31).
- In 2010, Kern saw action in all 16 games and finished seventh in the NFL with a then career-best 39.1-yard net punt average. He also posted career-highs with 77 punts and 3,302 yards.
- In 2009, Kern's combined average of 45.5 yards per punt with the Titans and Broncos ranked eighth in the NFL. He also downed a combined 27 punts inside the opponents' 20-yard line.
- In 2008, Kern ranked fifth in the league with a 46.7-yard punting average and was named to the All-Rookie team by Pro Football Weekly/PFWA and the Sporting News.

### TITANS TIDBITS:

- Kern's father, Cal, owns a collegiate baseball team in Niagara Falls, N.Y., called the Niagara Power. The team plays in the New York Collegiate Baseball League and has had players from Lipscomb (Nashville) University in recent seasons. The summer of 2013 marks the club's seventh season.
- Kern is an avid golfer that sports a 1 handicap. He picked the game up late in his high school years and caddied for three summers at Inverness Golf Club while in college. The course is located in Toledo, Ohio, and has hosted PGA and NCAA Championships. In 2011, Kern competed in The Vinny, a local golf fundraising tournament hosted by singers Vince Gill and Amy Grant, and finished fourth in the event.

### CAREER TRANSACTIONS:

- The Grand Island, N.Y., native was originally signed by the Denver Broncos as a rookie free agent on April 28, 2008.
- Claimed by the Titans off waivers from the Broncos on Oct. 27, 2009.

### SEASON RECAPS:

**2012 (16/0 – Tennessee):** Appeared in all 16 games and ranked fifth in the AFC with a franchise record 47.6 gross punt average. Ranked ninth in the AFC with a franchise record 40.4 net punting average. Posted career-highs with 10 punts and 391 punt yards against N.Y. Jets (12/17/12). Ranked third in franchise history with a career-best 49.0 net punting average at Jacksonville (11/25/12). Boomed a career-long 71-yard punt at Miami (11/11/12). Boomed 34 punts of 50 or more yards in 2012.

- Against New England (9/9), punted four times for 209 yards (52.3 avg.) and placed two punts inside the 20-yard line. Flipped field position by booming a 56-yard punt in the opening quarter. Nailed a 54-yard punt to the Patriots' eight-yard line late in the second quarter. Lined up in the back of the end zone and booted a 55-yard punt in the third quarter.
- At San Diego (9/16), punted seven times for a then career-best 361 yards (51.6 avg.). Notched the third-best net punt average in franchise history

with a then career-high 48.6 net punt average. Boomed a 63-yard punt to the Chargers' 25-yard line in the second quarter. Nailed a 54-yard punt that was marked out of bounds at the Chargers' 16-yard line in the third quarter.

- At Houston (9/30), punted seven times for 326 yards (46.6 avg.) and placed two kicks inside the 20-yard line. Boomed a 50-yard punt to the Texans' 14-yard line in the first quarter. Pinned the Texans deep in their own territory with a 52-yard punt to the Houston 12-yard line in the second stanza. Placed a 33-yard punt that was downed at the Houston seven-yard line. Blasted a 60-yard punt to the Texans' 14-yard line late in the third quarter.

- Against Pittsburgh (10/11), punted five times for 261 yards (52.2 avg.) with two kicks placed inside the 20-yard line. Boomed a 61-yard punt to the Steelers' 15-yard line in the second quarter. Flipped field position by nailing a 58-yard punt late in the second quarter.
- At Miami (11/11), punted four times for 208 yards (52.0 avg.) with a net avg. of 48.0 yards. Placed three kicks inside the 20-yard line. Boomed a career-long 71-yard punt that rolled out of bounds at the Dolphins' 15-yard line in the first quarter. Nailed a 50-yard punt to the Dolphins' 14-yard line in the second quarter. Placed a 36-yard punt that was downed at the Miami eight-yard line in the fourth quarter.
- At Jacksonville (11/25), punted four times for 201 yards (50.3 avg.) and posted a career-best 49.0 net punting average. The net punting average ranked third in Titans' franchise history.
- Against Houston (12/2), punted six times for 303 yards (50.5 avg.) with two kicks inside the 20-yard line. Boomed a 70-yard punt to flip field position in the first quarter. Pinned the Texans deep in their own territory with a 40-yard punt that was downed at the Houston one-yard line in the second quarter. Registered a special teams tackle on coverage units.
- At Indianapolis (12/9), punted three times for 165 yards (55.0 avg.) with one kick placed inside the 20-yard line. Boomed a 53-yard punt to the Colts' 16-yard line in the second quarter. Nailed a 57-yard punt to the Colts' 13-yard line late in the fourth quarter.
- Against N.Y. Jets (12/17), punted a career-best 10 times for a career-high 391 yards with four kicks placed inside the 20-yard line. Pinned the Jets deep in their territory with a 44-yard punt that was fair-caught at the New York seven-yard line in the second quarter. Flipped field position with a 43-yard punt that fair-caught at the Jets' eight-yard line in the fourth quarter.

**2011 (16/0 – Tennessee):** Appeared in all 16 games and set a new franchise record with his 39.4-yard net average, topping Craig Hentrich's previous franchise high of 39.2 yards, set in 1998. Registered a career-high 86 punts for 3,747 yards (43.6 avg.). Set a career-high with 31 punts placed inside the 20-yard line in 2011. Ranked seventh in the AFC with a 39.4-yard net punt avg. Boomed 22 punts of 50 or more yards in 2011.

- Against Baltimore (9/18), punted three times for 119 yards with two punts placed inside the 20-yard line. Nailed a 55-yard punt in the first quarter. Pinned the Ravens deep in their own territory with a 33-yard punt that was downed by Gerald McRath at the Baltimore four-yard line in the opening stanza.
- Against Denver (9/25), punted four times for 176 yards (44.0 avg.). Boomed a 62-yard punt in the first quarter. Nailed a 51-yard punt later in the opening stanza. Kept a Titans' scoring drive alive by scooping up an errant snap and racing 21 yards down the right sideline in the second quarter.
- Against Houston (10/23), punted seven times for 319 yards (45.6 avg.) with two kicks inside the 20-yard line. Tallied a 44-yard punt that was downed at the Texans' eight-yard line in the first quarter. Boomed a 54-yard punt in the second quarter that went out of bounds at the Texans' six-yard line. Launched a 53-yard punt early in the third quarter.

- Against Indianapolis (10/30), tied a career-high with eight punts for 330 yards (41.3 avg.). Placed a 30-yard punt that was fair caught at the Colts' 13-yard line late in the first stanza. Boomed a 55-yard punt in the third quarter and a 54-yard punt in the final stanza.
- At Buffalo (12/4), punted five times for 239 yards (47.8 avg.) and tied a career-high with four punts placed inside the 20-yard line. Placed a 43-yard punt that was downed at the Bills' eight-yard line in the second quarter. Pinned the Bills deep in their own territory with a 50-yard punt that was downed at the Buffalo three-yard line. Booted a 51-yard punt in the third quarter. Pinned the Bills deep in their own territory by launching a 57-yard punt to the Buffalo 11-yard line late in the fourth quarter.
- At Indianapolis (12/18), punted seven times for 329 yards (47.0 avg.) with a 45.0-yard net avg. Boomed a 55-yard punt to the Colts' 14-yard line in the first quarter. Nailed a 58-yard punt early in the second stanza.
- Against Jacksonville (12/24), punted four times for 172 yards (43.0 avg.) with three kicks placed inside the 20-yard line. Nailed a 47-yard punt that was downed at the Jaguars' three-yard line in the first quarter. Placed a 30-yard punt that was downed at the Jaguars' eight-yard line in the second stanza. Boomed a 51-yard punt that was fair caught at the Jaguars' 16-yard line in the third quarter.
- At Houston (1/1), punted six times for 286 yards (47.7 avg.) and tied a season-best with four kicks placed inside the 20-yard line and a 45.8 net avg. Placed a 35-yard punt that was downed at the Texans' 10-yard line in the first quarter. Nailed a 47-yard punt that was downed at the Texans' three-yard line in the second stanza. Boomed a 58-yard punt in the third quarter. Booted a 52-yard punt that went out of bounds at the Texans' five-yard line in the fourth quarter.

**2010 (16/0 – Tennessee):** Appeared in all 16 games and finished fifth in the AFC with a 39.1-yard net avg. Registered career-highs with 77 punts, 3,302 yards and 39.1 net avg. Tied a career high with four punts inside the 20-yard line at San Diego (10/31/10). Set new career-high with 352 punt yards at Kansas City (12/26/10). Boomed a career-best 68-yard punt against Philadelphia (10/24/10).

- Against Oakland (9/12), punted four times for 200 yards (50.0 avg.) with two kicks placed inside the 20-yard line. Booted a 37-yard punt that was downed at the Raiders' nine-yard line in the second quarter. Boomed a 59-yard punt in the fourth quarter.
- At N.Y. Giants (9/26), punted five times for 214 yards (42.8 avg.). Placed a 37-yard punt that was downed by Michael Griffin at the Giants' one-yard line, which led to a Titans' safety in the third quarter. Boomed a 55-yard punt in the third quarter.
- At Jacksonville (10/18), punted twice for 98 yards (49.0 avg.) with one kick placed inside the Jaguars' 20-yard line. Boomed a 51-yard punt to the Jaguars' seven-yard line and Mike Thomas registered a one-yard loss on the return in the first quarter.
- At San Diego (10/31), punted six times for 279 yards (46.5 avg.) and tied a career high by placing four punts inside the Chargers' 20-yard line. Placed a 35-yard punt that was downed at the San Diego nine-yard line. Boomed a 63-yard punt late in the third quarter. Nailed a 48-yard punt that was downed at the Chargers' three-yard line.
- At Houston (11/28), punted seven times for 328 yards (46.9 avg.) with two kicks placed inside the 20-yard line. Boomed a 56-yard punt to the Houston nine-yard line in the first quarter. Nailed a 50-yard punt later in the opening stanza. Booted a 56-yard punt to the Houston 15-yard line in the third quarter.
- At Kansas City (12/26), tied a career-high with eight punts for a career-best 352 yards (44.0 avg.) with three kicks placed inside the 20-yard line. Angled a 43-yard punt that went out of bounds at the Chiefs' eight-yard line in the second quarter.

**2009 (6/0 - Denver; 10/0 - Tennessee):** In 10 games with Titans, punted 37 times for 1,665 yards with 18 punts placed inside the 20-yard line and ranked fourth in the AFC with a 45.5 gross avg. Appeared in the first six games with the Denver Broncos and punted 27 times for 1,245 yards (46.1 avg.) while placing nine punts inside the 20-yard line.

- Against Dallas (10/4), boomed six punts for 305 yards (50.8 avg.) with two kicks downed inside the 20-yard line. Nailed four punts for a 55.3 average from Denver territory.
- Against Jacksonville (11/1), made his Titans debut and punted four times for 193 yards (48.3 avg.) with three punts placed inside the 20-yard line in the Titans' 30-13 victory. Boomed a 55-yard punt that sailed out of bounds at the Jaguars' seven-yard line in the second quarter. Nailed a 51-yard punt that was downed at the Jaguars' seven-yard line during the final

stanza. Perfectly placed a 37-yard punt that was downed at the Jaguars' three-yard line late in the fourth quarter.

- Against Arizona (11/29), punted four times for 184 yards (46.0 avg.) with two kicks placed inside the 20-yard line in the Titans' 20-17 come-from-behind victory. Placed a 38-yard punt that was downed at the Cardinals' 10-yard line in the fourth quarter.
- Against Miami (12/20), punted five times for 244 yards (48.8 avg.) with two kicks inside the 20-yard line in the Titans' 27-24 overtime win. Pinned the Dolphins deep in their own territory with a 59-yard punt that was downed at the Miami two-yard line late in the fourth quarter.
- At Seattle (1/3), punted four times for 214 yards (53.5 avg.), including a career-best 46.5 net avg. and a career-long 67-yard punt in the Titans' season-ending 17-13 victory. Nailed a 56-yard punt to the Seahawks' 19-yard line in the second quarter. Booted a career-best 67-yard punt in the second stanza.

**2008 (16/0 - Denver):** Appeared in all 16 games and ranked fifth in the league with a 46.7-yard gross punting average that marked the third-best season total by a Bronco in club history (min. 45 punts). Received all-rookie honors from Pro Football Weekly/PFWA and The Sporting News. Punted 46 times for 2,150 yards (46.7 gross / 37.8 net) with 13 punts placed inside the 20-yard line. Tied for the third-fewest touchbacks in the NFL with four, marking the fewest in a season by a Bronco with at least 45 punts since 1997 (Tom Rouen, 4).

- Against San Diego (9/14), punted three times for 161 yards (53.7 avg.)
- Against Tampa Bay (10/5), posted five punts for 248 yards (49.6 avg.) with two kicks placed inside the 20-yard line.
- At N.Y. Jets (11/30), nailed five punts for 214 yards (42.8 avg.) with four kicks inside the 20-yard line.

#### COLLEGE:

- Played 47 career games at the University of Toledo, punting 189 times for 7,994 yards (42.3 avg.) with 59 punts placed inside the 20-yard line.
- Ranked second in the nation in gross punting average (46.1 yds., 52 punts for 2,399 yards) and was a finalist for the Ray Guy Award (nation's best punter) as a senior.
- Earned third team All-America honors as a senior as the only player from the Mid-American Conference to receive Associated Press All-America honors.
- Named Mid-American Conference's Special Teams Player of the Year as a senior.
- Earned a bachelor's degree in geography from Toledo and posted a 3.38 grade point average while earning CoSIDA second-team academic all-district recognition as a senior.

#### PERSONAL:

- Married to Tiffany Kern and the couple has a son, Bryce Jeremiah and a daughter, Anelle Naomi.
- Was a two-time first-team all-state selection at Grand Island High School in Grand Island, N.Y., and averaged 39 yards per punt as a senior and 42.5 yards per punt as a junior.
- Also played basketball and was a long jumper and high hurdler on the track team in high school.
- Follow Kern on Twitter at @brettkern6.
- Born Brett Alan Kern on Feb. 17, 1986, in Grand Island, N.Y.

## BRETT KERN'S GAME-BY-GAME

### 2008 Denver Broncos

Date	Opp	W/L	No	Yds	Avg	Net	TB	In 20	Lg	Blk
Sept 8	@ Oak	W	2	80	40.0	38.5	0	1	42	0
Sept 14	SD	W	3	161	53.7	42.0	1	1	64	0
Sept 21	NO	W	2	105	52.5	37.5	0	0	56	0
Sept 28	@ KC	L	2	77	38.5	38.0	0	0	51	0
Oct 5	TB	W	5	248	49.6	45.8	0	2	63	0
Oct 12	Jax	L	4	192	48.0	39.5	1	0	52	0
Oct 20	@ NE	L	5	243	48.6	32.0	1	1	62	0
Nov 2	Mia	L	4	185	46.3	45.0	0	3	61	0
Nov 6	@ Cle	W	1	29	29.0	24.0	0	0	29	0
Nov 16	@ Atl	W	3	127	42.3	39.3	0	1	52	0
Nov 23	Oak	L	2	112	56.0	11.5	0	0	60	0
Nov 30	@ NYJ	W	5	214	42.8	41.4	0	4	52	0
Dec 7	KC	W	1	52	52.0	20.0	0	0	52	0
Dec 14	@ Car	L	5	241	48.2	39.8	1	0	57	0
Dec 21	Buf	L	0	0	0.0	0.0	0	0	0	0
Dec 28	@ SD	L	2	84	42.0	34.0	0	0	46	0
<b>Totals</b>		<b>8-8</b>	<b>46</b>	<b>2,150</b>	<b>46.7</b>	<b>37.8</b>	<b>4</b>	<b>13</b>	<b>64</b>	<b>0</b>

### 2009 Denver Broncos/Tennessee Titans

Date	Opp	W/L	No	Yds	Avg	Net	TB	In 20	Lg	Blk
Sept 13	@ Cin	W	8	340	42.5	36.4	0	3	56	0
Sept 20	Cle	W	2	109	54.5	42.5	0	1	57	0
Sept 27	@ Oak	W	2	81	40.5	27.0	1	0	48	0
Oct 4	Dal	W	6	305	50.8	41.7	2	2	62	0
Oct 11	NE	W	5	231	46.2	37.8	1	2	64	0
Oct 19	@ SD	W	4	179	44.8	15.5	2	1	50	0
Nov 1	Jax	W	4	193	48.3	43.3	1	3	55	0
Nov 8	@ SF	W	5	217	43.4	44.0	0	2	57	0
Nov 15	Buf	W	3	119	39.7	31.3	0	2	58	0
Nov 23	@ Hou	W	4	176	44.0	41.5	0	2	51	0
Nov 29	Ari	W	4	184	46.0	41.3	1	2	56	0
Dec 6	@ Ind	L	2	78	39.0	39.0	0	1	46	0
Dec 13	StL	W	3	115	38.3	36.3	0	1	54	0
Dec 20	Mia	W	5	244	48.8	44.0	1	2	59	0
Dec 25	SD	L	3	125	41.7	39.7	0	2	46	0
Jan 3	@ Sea	W	4	214	53.5	46.5	1	1	67	0
<b>Totals</b>		<b>14-2</b>	<b>64</b>	<b>2,910</b>	<b>45.5</b>	<b>38.5</b>	<b>10</b>	<b>27</b>	<b>67</b>	<b>0</b>

\* First six games with Denver; final 10 games with Tennessee

### 2010 Tennessee Titans

Date	Opp	W/L	No	Yds	Avg	Net	TB	In 20	Lg	Blk
Sept 12	Oak	W	4	200	50.0	44.5	0	2	60	0
Sept 19	Pit	L	5	244	48.8	42.2	0	1	57	0
Sept 26	@ NYG	W	5	214	42.8	36.6	1	1	55	0
Oct 3	Den	L	6	245	40.8	31.5	1	0	60	0
Oct 10	@ Dal	W	5	174	34.8	34.6	0	2	45	0
Oct 18	@ Jax	W	2	98	49.0	50.0	0	1	51	0
Oct 24	Phi	W	4	192	48.0	44.0	0	0	68	0

Oct 31	@ SD	L	6	279	46.5	44.2	0	4	63	0
Nov 14	@ Mia	L	5	209	41.8	37.8	1	2	52	0
Nov 21	Was	L	5	169	33.8	31.4	0	2	51	0
Nov 28	@ Hou	L	7	328	46.9	43.6	0	2	56	0
Dec 5	Jax	L	2	72	36.0	36.0	0	0	40	0
Dec 9	Ind	L	4	165	41.3	41.3	0	0	46	0
Dec 19	Hou	W	4	150	37.5	34.5	0	2	46	0
Dec 26	@ KC	L	8	352	44.0	37.0	1	3	58	0
Jan 2	@ Ind	L	5	211	42.2	42.2	0	2	48	0
<b>Totals</b>		<b>6-10</b>	<b>77</b>	<b>3,302</b>	<b>42.9</b>	<b>39.1</b>	<b>4</b>	<b>24</b>	<b>68</b>	<b>0</b>

### 2011 Tennessee Titans

Date	Opp	W/L	No	Yds	Avg	Net	TB	In 20	Lg	Blk
Sept 11	@ Jax	L	7	291	41.6	34.3	1	2	48	0
Sept 18	Bal	W	3	119	39.7	38.3	0	2	55	0
Sept 25	Den	W	4	176	44.0	32.3	0	0	62	0
Oct 2	@ Cle	W	6	237	39.5	36.5	0	2	64	0
Oct 9	@ Pit	L	4	169	42.3	42.3	0	1	44	0
Oct 23	Hou	L	7	319	45.6	42.7	1	2	54	0
Oct 30	Ind	W	8	330	41.3	34.1	2	2	55	0
Nov 6	Cin	L	7	320	45.7	41.6	1	1	54	0
Nov 13	@ Car	W	5	221	44.2	38.2	1	1	48	0
Nov 20	@ Atl	L	5	225	45.0	39.6	0	0	57	0
Nov 27	TB	W	3	88	29.3	29.3	0	3	41	0
Dec 4	@ Buf	W	5	239	47.8	45.8	0	4	57	0
Dec 11	NO	L	5	226	45.2	37.6	1	1	52	0
Dec 18	@ Ind	L	7	329	47.0	45.0	0	3	58	0
Dec 24	Jax	W	4	172	43.0	41.8	0	3	51	0
Jan 1	@ Hou	W	6	286	47.7	45.8	0	4	58	0
<b>Totals</b>		<b>9-7</b>	<b>86</b>	<b>3,747</b>	<b>43.6</b>	<b>39.4</b>	<b>7</b>	<b>31</b>	<b>64</b>	<b>0</b>

### 2012 Tennessee Titans

Date	Opp	W/L	No	Yds	Avg	Net	TB	In 20	Lg	Blk
Sept 9	NE	L	4	209	52.3	45.5	0	2	56	0
Sept 16	@ SD	L	7	361	51.6	48.6	1	3	63	0
Sept 23	Det	W	1	41	41.0	41.0	0	0	41	0
Sept 30	@ Hou	L	7	326	46.6	41.7	0	2	60	0
Oct 7	@ Min	L	6	256	42.7	42.8	0	3	53	0
Oct 11	Pit	W	5	261	52.2	44.8	1	2	61	0
Oct 21	@ Buf	W	3	124	41.3	34.7	1	2	57	0
Oct 28	Ind	L	3	130	43.3	39.0	0	1	61	0
Nov 4	Chi	L	6	299	49.8	30.0	1	1	59	1
Nov 11	@ Mia	W	4	208	52.0	48.0	0	3	71	0
Nov 25	@ Jax	L	4	201	50.3	49.0	0	1	57	0
Dec 2	Hou	L	6	303	50.5	39.3	0	2	70	0
Dec 9	@ Ind	L	3	165	55.0	47.0	0	1	57	0
Dec 17	NYJ	W	10	391	39.1	36.4	1	4	55	0
Dec 23	@ GB	L	8	376	47.0	34.4	0	2	54	0
Dec 30	Jax	W	4	204	51.0	35.8	0	1	55	1
<b>Totals</b>		<b>6-10</b>	<b>81</b>	<b>3,855</b>	<b>47.6</b>	<b>40.4</b>	<b>5</b>	<b>30</b>	<b>71</b>	<b>2</b>

## BRETT KERN'S NFL STATISTICS

### REGULAR SEASON

Year	Team	GP	PUNTING									
			No.	Yds	Avg	Ret	Yds	TB	In	Lg	Blk	Net
2008	Denver	16	46	2,150	46.7	28	330	4	13	64	0	37.8
2009	Denver/Tennessee	16	64	2,910	45.5	27	249	10	27	67	0	38.5
2010	Tennessee	16	77	3,302	42.9	35	214	4	24	68	0	39.1
2011	Tennessee	16	86	3,747	43.6	36	221	7	31	64	0	39.4
2012	Tennessee	16	81	3,855	47.6	39	405	5	30	71	2	40.4
<b>NFL Totals</b>		<b>80</b>	<b>354</b>	<b>15,964</b>	<b>45.1</b>	<b>165</b>	<b>1419</b>	<b>30</b>	<b>125</b>	<b>71</b>	<b>2</b>	<b>39.2</b>

### Single-Game Highs

Punts - 10 vs. N.Y. Jets (12/17/12)  
 Yards - 391 vs. N.Y. Jets (12/17/12)  
 Gross Avg. - 56.0 vs. Oakland (11/23/08)  
 Net Avg. - 49.0 at Jacksonville (11/25/12)  
 Long Punt - 71 at Miami (11/11/12)  
 In20 - 4 (Five times, last vs. N.Y. Jets 12/17/12)

### Additional Statistics

Special Teams Tackles - 0 (2008), 0 (2009), 0 (2010), 1 (2012)  
 Rushing - 1 rush for 21 yards vs. Denver (9/25/11)



97



## KARL KLUG

DEFENSIVE LINEMAN • 6'3" • 278 lbs • COLLEGE: IOWA  
 ACQUIRED: 5TH ROUND - 2011 • NFL EXP. (NFL/TITANS): 3/3  
 HOMETOWN: CALEDONIA, MINN.  
 GAMES PLAYED/GAMES STARTED: 32/2 (PLAYOFFS: 0/0)



**PRO:** The Titans used their fifth-round pick in the 2011 NFL Draft on Iowa's Karl Klug (pronounced KLOOG). A largely unheralded selection at the time, Klug proceeded to assemble one of the top seasons in franchise history by a rookie defensive lineman. A blue-collar athlete who plays with tremendous effort and quickness, he led the Titans in 2011 with seven sacks, which also tied for sixth place among all NFL rookies and tied for fourth among all NFL defensive tackles. His 3.5 sacks during his second season gave him more total sacks (10.5) than any other Titans defender during that time period.

### CAREER HIGHLIGHTS:

- In 2012, Klug played in all 16 games for a second consecutive season. His 3.5 sacks gave him a team-high 10.5 total sacks from 2011–2012.
- As a rookie in 2011, Klug compiled a team-high seven sacks. The total tied for sixth place in sacks among all NFL rookies, tied for fourth among all NFL defensive tackles, and led all NFL rookie defensive tackles.
- During his four-year career at Iowa, Klug appeared in 40 games with 26 consecutive starts to end his career. Tallied 140 tackles, including 31 stops for loss, 9.5 sacks, eight quarterback pressures, eight passes defended, four forced fumbles and a fumble recovery.

### TITANS TIDBITS:

- Klug has an identical twin brother, Kevin, who played linebacker at Minnesota State University, Mankato. As high school teammates, Kevin played fullback, opening holes for Karl, the team's running back. They have an older sister, Kelsey.
- Klug's small hometown of Caledonia calls itself the "Wild Turkey Capital of Minnesota" and "The Heart of Quilt Country."
- Klug arrived on Iowa's campus as an undersized defender who weighed only 207 pounds at the time.

### CAREER TRANSACTIONS:

- The Caledonia, Minn., native was selected by the Titans in the fifth round (142nd overall) of the 2011 NFL Draft.

### SEASON RECAPS:

**2012 (16/1):** Saw action in all 16 games with a start at defensive tackle and posted 12 tackles, 3.5 sacks, five quarterback pressures, a tackle for loss and a pass defended. Led the team in sacks once (at IND). Tied for the team lead in quarterback pressures twice (vs. NE, vs. JAX). Tied a career-high with two sacks at Indianapolis (12/9/12).

- At Jacksonville (11/25), collected his first sack of the season. Halted a Jaguars' drive and got the Titans' offense the ball back with a two-yard sack on third-and-10 in the fourth quarter.
- At Indianapolis (12/9), tallied three tackles, including two sacks, a tackle for loss, a quarterback pressure and a pass defended. Dropped Andrew Luck for a six-yard sack in the second quarter. Ended a Colts' drive by sacking Luck for a 10-yard loss on third-and-seven late in the second quarter. Batted down a pass intended for T.Y. Hilton at the line of scrimmage.
- Against Jacksonville (12/30), recorded a tackle, including a half sack and two quarterback pressures. Ended a Jaguars' drive by combining with Akeem Ayers to sack Chad Henne for a four-yard loss on fourth-and-two late in the fourth quarter.

**2011 (16/1):** As a rookie, appeared in all 16 games with one start at defensive tackle and led the team with seven sacks. Totaled 32 tackles, 10 quarterback pressures, two tackles for loss, four passes defended and two forced fumbles. Registered his first career NFL sack and the first two forced

fumbles of his career against Baltimore (9/18/11). Led or tied for the team lead in sacks six times in 2011 (vs. BAL, at CLE, vs. IND, at BUF, vs. NO, vs. JAX). Tied for the team lead in quarterback pressures once in 2011 (vs. IND). Made his first career NFL start at Atlanta (11/20/11).

- At Jacksonville (9/11), played as a reserve in his first career NFL contest and posted four tackles, including a stop for loss.
- Against Baltimore (9/18), saw action as a reserve at defensive tackle and tallied a sack and two forced fumbles. Stuffed Ricky Williams for a two-yard loss and forced a fumble that was recovered by Jordan Babineaux early in the second quarter. Had an eight-yard strip-sack of Joe Flacco but the loose ball was recovered by the Ravens late in the second quarter.
- At Cleveland (10/2), collected three solo tackles, including a sack. Kept contain and dropped Joshua Cribbs for a seven-yard sack on a reverse pass play on third-and-six in the first quarter.
- Against Indianapolis (10/30), posted two solo tackles, a sack, three quarterback pressures and a pass defended. Halted a Colts' drive by dropping Curtis Painter for an eight-yard sack on third-and-11 in the second quarter.
- At Atlanta (11/20), made his first career NFL start at defensive tackle and collected two tackles.
- Against Tampa Bay (11/27), posted a tackle, a pass defended and two quarterback pressures.
- At Buffalo (12/4), tallied a sack and a pass defended. Ended a Bills' drive by dropping Ryan Fitzpatrick for a six-yard sack on third-and-six in the third quarter. Batted down a pass intended for David Nelson at the line of scrimmage in the third quarter.
- Against New Orleans (12/11), recorded three tackles, including a season-high two sacks and a quarterback pressure. Dropped Drew Brees for a seven-yard sack late in the second quarter. Halted a Saints' drive and got the Titans' offense the ball back by sacking Brees for a seven-yard loss on third-and-four in the fourth quarter.
- Against Jacksonville (12/24), halted a Jaguars' drive by sacking Blaine Gabbert for an 11-yard loss on third-and-seven in the third quarter.

### COLLEGE:

- During his four-year career at Iowa, Klug appeared in 40 games with 26 consecutive starts to end his career. Tallied 140 tackles, including 31 stops for loss, 9.5 sacks, eight quarterback pressures, eight passes defended, four forced fumbles and a fumble recovery.
- As a senior (2010), started all 13 games at defensive tackle and led team with 13 tackles for loss and 5.5 sacks. Posted 57 total tackles en route to earning second-team All-Big Ten honors from league coaches and media and second-team All-Big Ten by Phil Steele's College Football. Honors also included Roy J. Carver Most Valuable Player Award on defense, Iron Hawk Award and Hayden Fry "Extra Heartbeat" Award. Was named a permanent team captain on defense and was selected to participate in East-West Shrine Game. Was one of seven seniors named to 2010 Leadership Group.
- As a junior (2009), started all 13 games at defensive tackle, recording 65 tackles, 13 tackles for loss, four sacks, five passes defended and two forced fumbles. Named first team All-Big Ten by Sporting News and honorable mention All-Big Ten by league coaches. Received the Hustle Team Award for defense.
- As a sophomore (2008), played in 12 games and posted 17 tackles, five tackles for loss, two sacks and a forced fumble.
- As a redshirt freshman (2007), suffered foot injury during pre-season drills and appeared in just one game (vs. Minnesota) and posted one tackle.
- Redshirted in 2006.

- Graduated in December 2010 with a degree in recreational management.

**PERSONAL:**

- Lives in Franklin, Tenn., with his wife, Stacy, and son, Rylan.
- Named first-team All-State as a senior at Caledonia (Minn.) High School after recording 77 tackles and 20 sacks at defensive end. Also had 1,212 rushing yards and 15 touchdowns. Also named to the Minnesota Vikings All-State team, *LaCrosse Tribune* Player of the Year and was a two-time first-team All-Conference player, including Player of the Year as a senior.
- Notched 89 tackles and 18 sacks as a junior.
- Was a three-year wrestling and two-year letterman in track.
- List of favorites: (movie) "Dumb and Dumber"; (TV shows) "SportsCenter" and "Everybody Loves Raymond"; (actor) Will Smith; (music artist) Red Hot Chili Peppers; (school subject) math; (car) 1998 Oldsmobile Cutlass; (book) "Heaven is For Real" by Todd Burpo; (video game) Halo; (food) steak and potatoes; (childhood sports hero) John Randle; and (sports teams as a child) "all the Minnesota teams."
- Born Karl Rainer Klug on March 31, 1988 in La Crosse, Wis.

**KARL KLUG'S GAME-BY-GAME**

2011 Tennessee Titans

Date	Opp	W/L	P/S	Tot	Solo	Asst	Sk	- Yds	QBP	TFL	Int	- Yds	-TD	PD	FF	FR	- Yds	SpT	
Sept 11	@ Jax	L	p	4	2	2	0.0	0.0	0	1	0	0	0	0	0	0	0	0	0
Sept 18	Bal	W	p	1	1	0	1.0	4.0	0	0	0	0	0	0	2	0	0	0	0
Sept 25	Den	W	p	1	0	1	0.0	0.0	1	0	0	0	0	1	0	0	0	0	0
Oct 2	@ Cle	W	p	3	3	0	1.0	7.0	0	0	0	0	0	0	0	0	0	0	0
Oct 9	@ Pit	L	p	1	0	1	0.0	0.0	0	0	0	0	0	0	0	0	0	0	0
Oct 23	Hou	L	p	3	3	0	0.0	0.0	0	0	0	0	0	0	0	0	0	0	0
Oct 30	Ind	W	p	2	2	0	1.0	8.0	3	0	0	0	0	1	0	0	0	0	0
Nov 6	Cin	L	p	2	1	1	0.0	0.0	2	0	0	0	0	0	0	0	0	0	0
Nov 13	@ Car	W	p	2	1	1	0.0	0.0	0	1	0	0	0	0	0	0	0	0	0
Nov 20	@ Atl	L	S	2	1	1	0.0	0.0	0	0	0	0	0	0	0	0	0	0	0
Nov 27	TB	W	p	1	0	1	0.0	0.0	2	0	0	0	0	1	0	0	0	0	0
Dec 4	@ Buf	W	p	1	1	0	1.0	6.0	0	0	0	0	0	1	0	0	0	0	0
Dec 11	NO	L	p	3	2	1	2.0	14.0	1	0	0	0	0	0	0	0	0	0	0
Dec 18	@ Ind	L	p	1	0	1	0.0	0.0	0	0	0	0	0	0	0	0	0	0	0
Dec 24	Jax	W	p	2	1	1	1.0	11.0	0	0	0	0	0	0	0	0	0	0	0
Jan 1	@ Hou	W	p	3	0	3	0.0	0.0	1	0	0	0	0	0	0	0	0	0	0
<b>Totals</b>				<b>9-7</b>	<b>16/1</b>	<b>32</b>	<b>18</b>	<b>14</b>	<b>7.0</b>	<b>50.0</b>	<b>10</b>	<b>2</b>	<b>0</b>	<b>0</b>	<b>4</b>	<b>2</b>	<b>0</b>	<b>0</b>	<b>0</b>

2012 Tennessee Titans

Date	Opp	W/L	P/S	Tot	Solo	Asst	Sk	- Yds	QBP	TFL	Int	- Yds	-TD	PD	FF	FR	- Yds	SpT	
Sept 9	NE	L	S	0	0	0	0.0	0.0	1	0	0	0	0	0	0	0	0	0	0
Sept 16	@ SD	L	p	1	1	0	0.0	0.0	0	0	0	0	0	0	0	0	0	0	0
Sept 23	Det	W	p	2	0	2	0.0	0.0	0	0	0	0	0	0	0	0	0	0	0
Sept 30	@ Hou	L	p	1	0	1	0.0	0.0	0	0	0	0	0	0	0	0	0	0	0
Oct 7	@ Min	L	p	1	0	1	0.0	0.0	1	0	0	0	0	0	0	0	0	0	0
Oct 11	Pit	W	p	1	1	0	0.0	0.0	0	0	0	0	0	0	0	0	0	0	0
Oct 21	@ Buf	W	p	0	0	0	0.0	0.0	0	0	0	0	0	0	0	0	0	0	0
Oct 28	Ind	L	p	0	0	0	0.0	0.0	0	0	0	0	0	0	0	0	0	0	0
Nov 4	Chi	L	p	0	0	0	0.0	0.0	0	0	0	0	0	0	0	0	0	0	0
Nov 11	@ Mia	W	p	1	1	0	0.0	0.0	0	0	0	0	0	0	0	0	0	0	0
Nov 25	@ Jax	L	p	1	1	0	1.0	2.0	0	0	0	0	0	0	0	0	0	0	0
Dec 2	Hou	L	p	0	0	0	0.0	0.0	0	0	0	0	0	0	0	0	0	0	0
Dec 9	@ Ind	L	p	3	3	0	2.0	16.0	1	1	0	0	0	1	0	0	0	0	0
Dec 17	NYJ	W	p	0	0	0	0.0	0.0	0	0	0	0	0	0	0	0	0	0	0
Dec 23	@ GB	L	p	0	0	0	0.0	0.0	0	0	0	0	0	0	0	0	0	0	0
Dec 30	Jax	W	p	1	1	0	0.5	2.0	2	0	0	0	0	0	0	0	0	0	0
<b>Totals</b>				<b>6-10</b>	<b>16/1</b>	<b>12</b>	<b>8</b>	<b>4</b>	<b>3.5</b>	<b>20.0</b>	<b>5</b>	<b>1</b>	<b>0</b>	<b>0</b>	<b>0</b>	<b>1</b>	<b>0</b>	<b>0</b>	<b>0</b>

**KARL KLUG'S NFL STATISTICS**

REGULAR SEASON			TACKLES								INTERCEPTIONS					FUMBLES			
Year	Team	GP	GS	Tot	Solo	Asst	Sk	Yds	QBP	TFL	No	Yds	Lg	TD	PD	FF	FR	Yds	SpT
2011	Tennessee	16	1	32	18	14	7.0	50.0	10	2	0	0	0	0	4	2	0	0	0
2012	Tennessee	16	1	12	8	4	3.5	20.0	5	1	0	0	0	0	1	0	0	0	0
<b>NFL Totals</b>		<b>32</b>	<b>2</b>	<b>44</b>	<b>26</b>	<b>18</b>	<b>10.5</b>	<b>70.0</b>	<b>15</b>	<b>3</b>	<b>0</b>	<b>0</b>	<b>0</b>	<b>0</b>	<b>5</b>	<b>2</b>	<b>0</b>	<b>0</b>	<b>0</b>

**Single-Game Highs**

Tackles - 4 at Jacksonville (9/11/11)

Forced Fumbles - 2 vs. Baltimore (9/18/11)

Sacks - 2 (Twice, last at Indianapolis 12/9/12)

Tackles For Loss - 1 (Three times, last at Indianapolis 12/9/12)

67



## ANDY LEVITRE

GUARD • 6'2" • 303 lbs • COLLEGE: OREGON STATE  
 ACQUIRED: UNRESTRICTED FREE AGENT (BUF) - 2013  
 NFL EXP. (NFL/TITANS): 5/1 • HOMETOWN: SANTA CRUZ, CALIF.  
 GAMES PLAYED/GAMES STARTED: 64/64 (PLAYOFFS: 0/0)



**PRO:** As soon as the 2013 NFL free agency period began, the Titans reached out to standout guard Andy Levitre to gauge his interest in coming to Nashville. Before the conclusion of his first day on the open market, the two sides had agreed to terms on a deal that brought the four-year veteran to Tennessee. The 6-foot-2-inch, 305-pounder is a smart and athletic lineman, who plays with good toughness and leverage. The Oregon State product is considered a very good pass protector and his offensive lines in Buffalo paved the way for successful seasons by Fred Jackson and C.J. Spiller. Levitre was drafted by the Bills in the second round of the 2009 NFL Draft and he was very durable during his stay, starting all 64 games in his first four seasons with the club.

### CAREER HIGHLIGHTS:

- Levitre was one of only four members of the 2009 NFL Draft class to start all 64 regular season games from 2009 through 2012. The other players who accomplished the feat were James Laurinaitis, Alex Mack and Michael Oher.
- In 2012, Levitre started all 16 games and was a part of an offensive line that held opponents to 30 sacks (fifth fewest in the AFC), while blocking for a rushing attack that averaged 138.6 yards per game, which ranked second in the AFC.
- In 2011, Levitre started all 16 games and was a member of an offensive front that led the NFL in fewest sacks allowed with 23.
- As a rookie in 2009, Levitre started all 16 games and was named to *The Sporting News* 2009 All-Rookie Team, *Pro Football Weekly*/Pro Football Writers of America All-Rookie Team and *The Football Outsiders* All-Rookie Team.

### TITANS TIDBITS:

- Levitre enjoys traveling around the world. In March 2012, he visited the Great Wall of China and tobogganed down a stretch of the wall. He has also been to Phuket, Thailand where he had the opportunity to ride an elephant.
- Levitre enjoys fishing and once caught a 250-pound yellowfin tuna in Puerto Vallarta, Mexico. He also enjoys golfing and had the opportunity to play at Pebble Beach.
- Levitre has a signature ice cream that is named after him. Lake Effect Artisan Ice Cream in Buffalo created the Levitreland flavor, which is strawberry cheesecake ice cream with chocolate-covered pretzels throughout.
- Levitre has a Blue French Bulldog named Titan.

### CAREER TRANSACTIONS:

- A native of Felton, Calif., Levitre was selected by the Buffalo Bills in the second round (51st overall) of the 2009 NFL Draft.
- Signed by the Titans as an unrestricted free agent on March 14, 2013.

### SEASON RECAPS:

**2012 (16/16 - Buffalo):** Started all 16 games for the fourth straight year and was a part of an offensive line that held opponents to 30 sacks (fifth fewest in the AFC), while blocking for a rushing attack that averaged 138.6 yards per game, which ranked second in the AFC.

- At N.Y. Jets (9/9), started at left guard and helped block for a rushing attack that amassed 195 yards, including a career-high 169 yards by C.J. Spiller. The offensive front did not allow a sack.
- Against Kansas City (9/16), notched 50th start of his career at left guard and helped block for a rushing attack that gained 201 yards. Did not allow a sack for the second straight week.

- Against New England (9/30), started at left guard and was a part of an offense that produced 438 total yards.
- Against Tennessee (10/21), started at left guard, his 55th consecutive start, and helped lead a rushing attack that amassed 166 yards.
- At New England (11/11), started at left guard and was a member of an offense that produced season bests of 481 total yards and a time of possession of 33:50.
- Against Jacksonville (12/2), started at left guard, his 60th consecutive start. Part of an offense that produced 232 rushing yards and did not give up a sack.

**2011 (16/16 - Buffalo):** Started all 16 games for third consecutive season and was a member of an offense that allowed a league-low 23 sacks in 2011 and ranked fifth in the NFL (first in the AFC) with 4.9 yards per rush. The 23 sacks allowed are the third-fewest in a Bills 16-game season.

- At Kansas City (9/11), started the third consecutive Kickoff Weekend game of his career. Got the nod at left guard before taking snaps at center in the final minutes. Part of an offensive line that helped produce 163 yards on the ground while yielding just a sack.
- Against Oakland (9/18), held the Raiders' defense to zero sacks while blocking for 217 rushing yards.
- Against New England (9/25), part of offensive line that did not allow a sack and offense gained 448 net yards.
- At N.Y. Giants (10/16), started at left guard and helped block for a rushing attack that tallied 155 yards on 23 attempts. Kicked out to left tackle in the fourth quarter for an injured Chris Hairston.
- Against Washington (10/30), started at left tackle for the first time of the season, helped block for rushing game that produced 138 yards and Fred Jackson's third straight 100-yard game. Was the first of three starts at left tackle.
- At Miami (11/20), started at center for the first time in his career before switching to left guard in the fourth quarter.

**2010 (16/16 - Buffalo):** Started all 16 games for the second year in a row. Manned the left guard position in each of his starts.

- At Baltimore (10/24), started at left guard, extending his streak of consecutive starts since entering the NFL to 22. Part of an offensive line that blocked for 506 yards of offense and held the Ravens' defense to one sack.
- Against Detroit (11/14), made the 25th start of his career and was a part of an offensive line that blocked for Fred Jackson's season-best 133 rushing yards, while holding the Lions' defense to one sack for the second straight week.
- At Cincinnati (11/21), started at left guard and was a part of an offensive line that helped produce 449 yards of offense, including 141 rushing.
- At Minnesota (12/5), started at left guard, but saw his first career action at center after Geoff Hangartner and back-up Kraig Urbik both left the game with knee injuries.
- Against Cleveland (12/12), started at left guard and was a part of an offensive line that helped block for a season-best 192 rushing yards on 42 carries (4.2 avg.).

**2009 (16/16 - Buffalo):** Was one of only four rookie offensive linemen (Alex Mack – CLE, Michael Oher – BAL, Max Unger – SEA) to start every game. Named to *The Sporting News* 2009 All-Rookie Team, *Pro Football Weekly*/Pro Football Writers of America All-Rookie Team and *The Football Outsiders* All-Rookie Team.

- At New England (9/14), made his NFL debut, starting at left guard. Joined fellow 2009 draft selection Eric Wood as the first two true rookies to start

for the team in a season-opener since 1970. Had a critical block on Fred Jackson's 10-yard touchdown screen pass in fourth quarter.

- Against Tampa Bay (9/20), started for the second straight game at left guard and helped block for Fred Jackson's 163-yard rushing performance.
- At Tennessee (11/15), started at left guard, before making a switch to left tackle to replace Demetrius Bell, who left the game in the second quarter.
- At Jacksonville (11/22), made his first career start at left tackle in place of Demetrius Bell. Moved back to left guard after Seth McKinney left the game with an injury.
- At Kansas City (12/13), started at left guard and was a part of an offensive line that blocked for a 200-yard rushing performance.
- Against Indianapolis (1/3), started at left guard and was a member of an offensive front that blocked for Fred Jackson's 212-yard rushing performance, the team's first 200+ yard rusher since Thurman Thomas (9/24/90). Also held Indianapolis' defense to zero sacks.

#### COLLEGE:

- Closed out his career with a string of 35 consecutive starts at Oregon State (39 total for his career). In his last two seasons, he started 17 times at left tackle and nine times at right tackle.
- In 2008, was an All-American first-team selection by the American Football Coaches Association and Pro Football Weekly. Earned second-team honors from the Associated Press and was a first-team All-Pac 10 Conference and Academic All-Pac 10 choice. As a senior, served as team co-captain and started all 13 games at left offensive tackle.
- As a junior in 2007, was a second team All-Pac 10 Conference and Academic All-Pac 10 selection. Started the team's first nine games at right offensive tackle before shifting to the left side for his final four contests.
- As a sophomore in 2006, named second-team Academic All-Pac 10 Conference choice, adding All-Pac 10 honorable mention while starting the final 10 games at right tackle.
- As a redshirt freshman in 2005, saw action in every game, serving as the team's top reserve at both guard positions for the first 10 contests. Earned his first career start at right tackle in the season finale against Oregon.
- Redshirted as a freshman in 2004.
- Graduated from Oregon State in March 2009 with degrees in finance and sociology.

#### PERSONAL:

- Engaged to Katie and the couple splits time between Santa Cruz, Calif., and Nashville.
- Earned Academic All-Pac 10 Conference honors four times.
- Was a SuperPrep Magazine selection as a senior at San Lorenzo Valley High School. Also named first-team All-CIF, first team All-Santa Cruz Coast League, and named to the all-region team by the *San Jose Mercury News*.
- Named team captain and co-MVP as a senior, while also competing on the defensive line.
- As a junior, his team finished 13-0 and won the Central Coast Section title. Was an honorable mention all-state and first team all-conference as an offensive lineman as a junior, and second team as a defensive tackle.
- Earned two letters in track throwing the shot put.
- He has four brothers - Erick Travis, Logan, and Ryan. Erick was an offensive guard at the University of Arizona (2002-06).
- His last name is pronounced Luh-Vee-Tree.
- Born Andrew Steven Levitre on May 15, 1986 in Los Gatos, Calif.

## ANDY LEVITRE'S NFL STATISTICS

### REGULAR SEASON

Year	Team	GP	GS
2009	Buffalo	16	16
2010	Buffalo	16	16
2011	Buffalo	16	16
2012	Buffalo	16	16
<b>NFL Totals</b>		<b>64</b>	<b>64</b>

### Starts Breakdown:

2009 - LG 15, LT 1; 2010 - LG 16; 2011 - LG 12, LT 3, C 1; 2012 - LG 16

### Additional Career Statistics

Fumble Recoveries - 2 (2009)

Fumble - 1 (2011)

10



## JAKE LOCKER

QUARTERBACK • 6'3" • 223 lbs • COLLEGE: WASHINGTON  
 ACQUIRED: 1ST ROUND - 2011 • NFL EXP. (NFL/TITANS): 3/3  
 HOMETOWN: FERNDALE, WASH.  
 GAMES PLAYED/GAMES STARTED: 16/11 (PLAYOFFS: 0/0)



2012

**PRO:** The Titans invested their 2011 first-round draft selection on University of Washington quarterback Jake Locker. The signal caller's arm strength, athleticism, toughness and competitiveness were qualities that convinced the team of his ability to lead a young and talented offense. As a rookie, he appeared in five games as a reserve and passed for four touchdowns without throwing an interception. Then, in his second campaign, he took the starting reins for the first time. Appearing in 11 games, he passed for 2,176 yards and 10 touchdowns and added 291 yards and a touchdown on the ground. An injury to his left (non-throwing) shoulder kept him out of five games, and he underwent surgery and rehabilitation to correct the issue early in the 2013 offseason.

### CAREER HIGHLIGHTS:

- As a first-time starter in 2012, Locker completed 177 of 314 passes for 2,176 yards, 10 touchdowns and 11 interceptions (74.0 passer rating) in 11 games. He also rushed for 291 yards and a score on 41 attempts.
- In 2011, Locker appeared in five games as a reserve and completed 34 of 66 passes for 542 yards with four touchdowns and no interceptions. Rushed the ball eight times for 56 yards and a touchdown.
- Locker's 282 passing yards against New Orleans (12/11/11) rank second in franchise history by a rookie quarterback and the most since the Oilers' inaugural 1960 season (Jacky Lee - 331 yards at Boston Patriots, 11/25/60).
- As a senior at Washington in 2010, completed 184 of 332 passes for 2,265 yards with 17 touchdowns. Avenged a 0-12 season in 2008, by leading the Huskies to a bowl game for the first time since 2002.
- Connected on a career-best 230 of 395 passes for 2,800 yards with 21 touchdowns in 2009 as a junior at Washington. Earned All-Pac-10 honorable mention and was a semifinalist for the Davey O'Brien Quarterback Award.

### TITANS TIDBITS:

- Locker built a chicken coop in his backyard. He has 15 chickens who produce approximately 70 eggs per week that he shares with family and friends.
- Locker hosted a youth football camp in 2012 and 2013 at Battle Ground Academy in Nashville.
- Locker was very involved with charitable endeavors while at Washington and volunteered a lot of his time at local children's hospitals. He started a foundation with teammates called "Touchdowns for Kids" that benefitted youth hospitals.
- Locker was an outstanding baseball player in high school. He was originally selected in the 40th round by the Los Angeles Angels as a senior in 2006 coming out of Ferndale High School and the organization again tabbed him in the 10th round of the 2009 draft to play centerfield in their minor league system. Locker actually returned to Washington as a walk-on for his senior campaign, as the Angels paid his scholarship costs during the fall 2010 semester.
- Locker played outfield for the Bellingham Bells of the West Coast Collegiate Baseball League in 2008, where he was named by Baseball America as the league's top prospect. After suffering an offseason injury, he played in just 10 games, hitting .273 with one home run before returning to Washington for 2008 football fall camp. An anonymous baseball scout quoted in Baseball America said Locker "could be a potential Hall of Famer."
- In 2010, Locker's hometown of Ferndale declared the day of its annual Old Settlers Picnic to be "Jake Locker Day."
- Of all the impressive tailgate parties that take place before and after

University of Washington football games, one of the most formidable the last few years was held by the "Ferndawgs," a passionate group of family and friends from Ferndale who cheered at every home game Locker played. While the Ferndawgs drape themselves in Washington purple and gold, very few of them attended the university.

### CAREER TRANSACTIONS:

- The Ferndale, Wash., native was selected by the Titans in the first round (eighth overall) in the 2011 NFL Draft.

### SEASON RECAPS:

**2012 (11/11):** Started 11 games and completed 177 of 314 passes for 2,176 yards with 10 touchdowns and 11 interceptions. Finished second on the team with 291 rushing yards with a touchdown. Was inactive for five games with a shoulder injury (at MIN, vs. PIT, at BUF, vs. IND, vs. CHI). Posted career-highs with 29 completions and 378 passing yards against Detroit (9/23/12). Registered his first career NFL start at quarterback against New England (9/9/12). Led the team in rushing yards five times in 2012 (vs. NE, at SD, vs. DET, at IND, at GB). Was voted a team captain for the 2012 season by his teammates.

• Against New England (9/9), made his first career start at quarterback and completed 23 of 32 passes for 229 yards with one touchdown and one interception. Led the team with 11 rushing yards on two rushes. Extended the Titans' first scoring drive with a 17-yard pass to Kendall Wright on third-and-seven in the first quarter. Kept the first scoring drive alive with a 24-yard pass to Nate Washington down the left sideline in the opening stanza. Converted a third-and-eight with a nine-yard scramble in the second stanza. Kickstarted the Titans' touchdown drive with a 35-yard strike to Jared Cook early in the third quarter. Cut the Patriots lead to 21-10 with a 29-yard touchdown pass to Washington with 10:17 left to play in the third quarter. Left the game with an injured left shoulder in the fourth quarter.

• At San Diego (9/16), connected on 15 of 30 passes for 174 yards with a touchdown and an interception. Led the team with 21 rushing yards on two rushes. Extended the Titans' first scoring drive with a 20-yard rush on third-and-nine in the second quarter. Hooked up with Kendall Wright for a 15-yard touchdown pass with 2:20 remaining in the third quarter.

• Against Detroit (9/23), completed 29 of 42 passes for 378 yards with two touchdowns for a 113.0 passer rating. Led the team with 35 rushing yards on four carries, including a long of 31 yards. Kickstarted the Titans' initial scoring drive with a 32-yard connection with Nate Washington in the opening stanza. Gave the Titans a 17-6 lead with a 61-yard touchdown pass to Jared Cook with 13:00 remaining in the second quarter. Helped set up a Titans' field goal by scrambling for a 31 yards in the second quarter. Gave the Titans a 34-27 lead with a 71-yard touchdown pass to Nate Washington with 3:11 remaining in the fourth quarter. Got the Titans' game-winning drive in overtime started with a 24-yard pass to Craig Stevens. Kept the Titans' game-winning drive alive with a 13-yard pass to Damian Williams on third-and-10 in overtime.

• At Houston (9/30), left the game in the first quarter with a left shoulder injury after attempting two passes.

• At Miami (11/11), returned to the lineup as the starting quarterback after missing five games. Completed nine of 21 passes for 122 yards with two touchdowns and carried the ball four times for 36 yards. Gave the Titans an early 7-0 lead with a nine-yard touchdown strike to Kendall Wright on third-and-goal with 6:49 remaining in the first quarter. Kickstarted the Titans' second touchdown drive by scampering for 20 yards after initially tripping over Chris Johnson's foot during a play-action fake in the first quarter. Extended the Titans' second touchdown drive with a five-yard run on fourth-

and-two late in the first quarter. Kept the Titans' third-quarter touchdown drive alive with a pair of connections to Kenny Britt: an eight-yard pass on third-and-three and a 28-yard hookup on third-and-one. Extended the Titans' lead to 31-3 with a 26-yard touchdown toss to Jared Cook on third-and-15 in the third stanza.

- At Jacksonville (11/25), completed 23 of 40 passes for 261 yards with a touchdown. Connected with Damian Williams for a 27-yard pass during the Titans' scoring drive in the third quarter. Cut the Jaguars' lead to 21-19 with a six-yard touchdown pass to Kenny Britt in the corner of the end zone with 4:52 remaining in the game.
- Against Houston (12/2), started at quarterback and completed 21 of 45 passes for 309 yards with a touchdown and three interceptions. Rushed four times for 38 yards. Set up a touchdown with a 38-yard strike to Kendall Wright in the third quarter. Connected with Kenny Britt for a 34-yard touchdown to make the score 24-10 with 1:34 left to play in the third quarter. Found Nate Washington for a 49-yard catch on third-and-three early in the fourth quarter.
- At Indianapolis (12/9), completed 22 of 35 passes for 262 yards with a touchdown and two interceptions. Carried the ball four times for a career-best 51 yards. Extended the Titans' opening touchdown drive with a 32-yard run to the Colts' 35-yard line in the first quarter. Gave the Titans an early 7-0 lead with an 18-yard touchdown pass to Jared Cook on third-and-six with 10:10 left to play in the first quarter. Helped set up the Titans' first field goal with a 46-yard pass to Kenny Britt down the right sideline. Set up the Titans' field goal just before halftime with a 46-yard bomb to Britt down the left sideline.
- Against N.Y. Jets (12/17), completed 13 of 22 passes for 149 yards. Rushed the ball seven times for 43 yards with a touchdown. Connected with Nate Washington for a 30-yard reception over the middle during the Titans' initial drive. Found Michael Preston for a 21-yard reception during the Titans' game-winning touchdown drive late in the third quarter. Gave the Titans a 14-10 lead with a designed 13-yard touchdown run with 20 seconds remaining in the third stanza.
- At Green Bay (12/23), hooked up with Kenny Britt for a two-yard touchdown pass.
- Against Jacksonville (12/30), completed nine of 15 passes for 152 yards. Extended the Titans' initial touchdown drive with a 21-yard pass to Nate Washington on third-and-five during the opening series. Set up the Titans' first touchdown with a 42-yard bomb to Lavelle Hawkins in the first stanza. Kept the Titans' final scoring drive alive with an 11-yard pass to Kenny Britt on third-and-seven and a three-yard scramble on third-and-two.

**2011 (5/0):** As a rookie, appeared in five games as a reserve and completed 34 of 66 passes for 542 yards with four touchdowns and no interceptions. Rushed the ball eight times for 56 yards and a touchdown. Made his NFL debut as a reserve at Cleveland (10/2/11). Did not play as the backup quarterback in 11 games. Notched his first career NFL completion on a 12-yard pass to Lavelle Hawkins against Houston (10/23/11). Posted his first career NFL touchdown pass with a 40-yard connection to Nate Washington at Atlanta (11/20/11). His 282 passing yards against New Orleans (12/11/11) rank second in franchise history by a rookie quarterback and the most since the Oilers' inaugural 1960 season (Jacky Lee - 331 yards at Boston Patriots, 11/25/60). Led the team in rushing yards once in 2011 (vs. NO).

- At Cleveland (10/2), made his NFL debut by replacing Matt Hasselbeck for the team's final possession in the fourth quarter. Threw an incompleton on his only pass attempt.
- Against Houston (10/23), entered the game for the final two drives in the fourth quarter and completed his only pass for 12 yards. Posted his first career NFL completion on a 12-yard pass to Lavelle Hawkins.
- At Atlanta (11/20), entered the game late in the third quarter after Matt Hasselbeck left with an injury. Completed nine of 19 passes for 140 yards with two touchdowns. Cut the Falcons' lead to 23-10 with his first career NFL touchdown pass on a 40-yard strike to Nate Washington on third-and-two late in the third quarter. Converted a third-and-10 with an 11-yard scramble during the Titans' touchdown drive in the fourth quarter. Connected with Jared Cook for a 22-yard pass on fourth-and-17 during the touchdown drive late in the final quarter. Found Lavelle Hawkins down the left sideline for a 32-yard pass during the scoring drive. Made it a one possession game with a four-yard touchdown pass to Washington.
- Against New Orleans (12/11), entered the game early in the second quarter when Matt Hasselbeck left the contest with an injury and didn't return. Completed 13 of 29 passes for 282 yards with a touchdown. Rushed six times for 36 yards with a rushing score. His 282 passing yards rank second in franchise history by a rookie quarterback and the most

since the Oilers' inaugural 1960 season (Jacky Lee - 331 yards at Boston Patriots, 11/25/60). Kickstarted the Titans' first scoring drive with a 31-yard pass to Craig Stevens in the second quarter. Hooked up with Damian Williams for a 54-yard catch-and-run reception in the third quarter. Gave the Titans a 10-9 lead by avoiding defenders and extending the ball over the goalline for a six-yard touchdown run in the third stanza. Scrambled up the middle for a 17-yard gain in the fourth quarter. Cut the Saints lead to 22-17 with a 40-yard touchdown bomb to Nate Washington with 5:58 remaining in the fourth quarter. Connected with Washington for a 40-yard pass down to the Saints' five-yard with less than a minute remaining in the game.

- At Indianapolis (12/18), entered the game with a little more than six minutes remaining in the fourth quarter and completed 11 of 16 passes for 108 yards with a touchdown. Extended a Titans' touchdown drive with a nine-yard toss to Jared Cook on third-and-one in the fourth quarter. Found Nate Washington for a seven-yard touchdown pass with 3:43 left to play in the game.

#### COLLEGE:

- In four seasons at Washington, Locker started 40 games, completing 619 of 1,148 passes for 7,639 yards with 53 touchdowns and 35 interceptions, holding a career passer rating of 119.1. He rushed the ball 454 times for 1,939 yards (4.3 avg.) with 29 touchdowns. Locker amassed 9,578 yards in total offense on 1,602 plays (6.0 avg.), averaging 239.45 yards per game. Ended his Huskies' career at or near the top of most of the school's passing and quarterback rushing charts, holding the school record for season (986 in 2007) and career (1,939) rushing yards by a quarterback. His 29 career rushing touchdowns ranked No. 3 all-time (all positions). Ranked No. 2 all-time in career passing yards with 7,639 yards and also ranks second in career attempts (1,148), completions (619) and touchdown passes (53). Was responsible for 496 career points (touchdowns rushed and passed for), second-most in UW history (only eight points behind Cody Pickett's record). As far as total offense goes, ranked No. 2 in career yards (9,578), attempts (1,601) and yards per game (239.5).
- As a senior (2010), started 12 of 13 games at quarterback, missing the Oregon game due to a broken rib, which was initially injured in the Oregon State game. Completed 184 of 332 passes for 2,265 yards with 17 touchdowns and nine interceptions. Carried the ball 114 times for 385 yards and six rushing touchdowns. Earned honorable mention All-Pac-10. Named team captain for the second straight season and won the team's Guy Flaherty Most Inspirational Award at the postseason banquet. Became just the fourth player in the 103-year history of the award to win it twice.
- As a junior (2009), earned All-Pac-10 honorable mention and was a semifinalist for the Davey O'Brien Quarterback Award. Member of Watch Lists for the Maxwell Award, presented annually to the most outstanding collegiate football player in America, and the Manning Award, recognizing the nation's most outstanding quarterback. Recipient of the Guy Flaherty Most Inspirational Award, Washington's oldest and most prestigious team honor. Served as a team captain, starting all 12 games, as he completed a career-best 230 of 395 passes for 2,800 yards with 21 touchdowns and 11 interceptions. Carried the ball 112 times for 388 yards (3.5 avg.) and seven scores. On 507 offensive plays, he totaled 3,188 yards and was responsible for 28 touchdowns. His pass attempts rank fourth in school history behind Cody Pickett (612 in 2002, 454 in 2003) and Cary Conklin (404, 1989).
- As a sophomore (2008), named to the preseason watch lists for the Maxwell Award, presented annually to the most outstanding collegiate football player, and the Manning Award, recognizing the nation's most outstanding quarterback. Started the first four games of the season before breaking his thumb against Stanford. Completed 50 of 93 passes attempted for 512 yards and one touchdown. Carried the ball 56 times for 180 yards (3.2 avg.) and three touchdowns. Gained 692 yards in total offense on 149 plays.
- As a freshman (2007), selected All-Pac-10 honorable mention and named the league's Freshman of the Year. Named first-team redshirt freshman All-American choice by collegesportsreport.com and second-team pick by Rivals.com. Received the Travis Spring Most Outstanding Freshman Award for offense at the team's postseason awards banquet. Started every game but one and gained 2,062 yards with 14 touchdowns and 15 interceptions on 155 of 328 passes. Added 986 rushing yards with 13 more scores on a career-best 172 carries (5.7 avg.). Totaled 3,048 yards on 500 offensive touches, as he was responsible for 27 touchdowns. Set a school record for passing yards by a freshman with his 2,062 yards and 155 completions. Set another Huskies record for touchdown passes

by a freshman with 14 and tied for 13th among all quarterbacks on the single-season record list. Set a school record for rushing attempts by a quarterback with 172 and set Pac-10 and UW records for rushing yards by a freshman quarterback with 986. That total also set school season records for rushing yards by a freshman and rushing yards by a quarterback and ranks 14th on the single-season record list. Set a school record for longest pass play with a 98-yard touchdown to Marcel Reece against Arizona. Also threw an 83-yard touchdown to Anthony Russo against Oregon, the sixth-longest pass play in school history. Was an Academic All-Pac-10 honorable mention in 2007.

- As a redshirt freshman (2006), quarterbacked the Washington service team. Dressed for all 12 games but didn't see game action. Won the team's Pepsi Player of the Week Award for his work on the service team leading up to games vs. Fresno State, Arizona and Washington State.
- Was a History major at Washington.

#### **PERSONAL:**

- Married to Lauren with their daughter, Colbie, the family splits time between Nashville and Ferndale, Wash.
- Attended Ferndale (Wash.) High School, playing football for head coach Vic Randall and led the Golden Eagles to a 37-4 overall record in three years as a starting quarterback. Also started at cornerback in his first prep year before moving to safety, becoming the first freshman to start in Randall's 21-year career as head coach.
- One of four Seattle Times "Blue Chip" recruits, ranking fifth nationally at quarterback and first in the West, by Prep Star. Ranked 85th in Scout.com's National "Hot 100" squad. Given a four-star rating by Rivals.com, as that recruiting service listed him as the fourth dual-threat quarterback in the nation, the 68th prospect in the country and the third-best recruit in the state of Washington. Ranked fifth nationally at quarterback and first in the West by Prep Star.
- As a senior, led his team to a 14-0 record and a state title in 2005, throwing for 1,603 yards and 25 touchdowns with only three interceptions. An excellent running quarterback, he also rushed for 1,339 yards and 24 scores during his senior year, earning first-team All-American honors from Parade and EA Sports. That year, he was also named the Class 3A state Player of the Year by the Associated Press and Seattle Times, adding first-team All-State honors from both organizations. In the 2005 Washington 3A state title game, he had four touchdowns and 272 total yards in a 47-12 win over Prosser High School. Helped Ferndale to a seventh place ranking in USA Today's final West Region rankings, and the team ranked 12th in MaxPreps.com's final national rankings.
- As a junior, passed for 1,314 yards and 16 touchdowns while rushing for 987 yards and 15 scores in 2004, leading Ferndale to a 13-2 record and a Washington 3A state runner-up finish. In the state title game, the Golden Eagles fell to nationally-ranked prep powerhouse Bellevue, 31-28. Named first-team All-State by the Associated Press that season, adding All-State accolades as a pitcher and outfielder for the school's baseball team.
- As a sophomore, he threw for 713 yards with nine touchdowns, while

running for 478 yards and three scores after taking over as the starting quarterback in the Golden Eagles' "Wing-T" offense, leading the team to a 10-2 record. Also moved to safety on defense, as Locker directed Ferndale to the second round of the 3A state playoffs before the team lost to O'Dea High, 31-0.

- Was also a standout pitcher and outfielder on the baseball diamond, as he was named the 3A State Player of the Year in 2006.
- Selected in the 40th round of the 2006 Major League Baseball Draft by the Los Angeles Angels of Anaheim. The Angels again selected him in the 10th round of the 2009 draft as an outfielder, signing him to a six-year contract that included a \$300,000 signing bonus.
- Father, Scott, and uncles, Mike, John and Patrick all played football at Western Washington University, where Patrick still holds the career total yardage record. Patrick, the Player of the Century at Western Washington after gaining 4,049 yards in his career, was introduced by Jake during his induction into the Pacific Northwest Football Hall of Fame in 2008.
- Has two sisters, Alyssa and Erika and his cousin, Casey, is currently a safety on the Washington State football team. Another cousin, Brady, was a teammate on the Bellingham Bells baseball team.
- List of favorites: (movie) "Dumb and Dumber"; (TV show) "Friends"; (actor) Mark Wahlberg; (music artist) Justin Moore; (school subject) History; (vehicle) "My Chevy truck"; (video game) NCAA Football; (food) steak and potatoes; (sports hero) Peyton Manning, Bo Jackson and most of the people my dad rooted for; (book) The playbook and (sports team as a child) Seattle Mariners and Seattle Seahawks.
- Born Jacob Cooper Locker on June 15, 1988 in Bellingham, Wash.

## JAKE LOCKER'S GAME-BY-GAME

2011 Tennessee Titans				PASSING										RUSHING						
Date	Opp	W/L	P/S	Att	Cmp	Pct	Yds	Yds/Att	TD	Int	Lg	Sk	Lst	Rating	Att	Yds	Avg	Lg	TD	
Sept 11	@ Jax	L	DNP																	
Sept 18	Bal	W	DNP																	
Sept 25	Den	W	DNP																	
Oct 2	@ Cle	W	p	1	0	0.0	0	0.0	0	0	-	0	0	39.6	0	0	-	0	0	
Oct 9	@ Pit	L	DNP																	
Oct 23	Hou	L	p	1	1	100.0	12	12.0	0	0	12	1	9	116.7	0	0	-	0	0	
Oct 30	Ind	W	DNP																	
Nov 6	Cin	L	DNP																	
Nov 13	@ Car	W	DNP																	
Nov 20	@ Atl	L	p	19	9	47.4	140	7.4	2	0	40t	1	7	107.3	1	11	11.0	11	0	
Nov 27	TB	W	DNP																	
Dec 4	@ Buf	W	DNP																	
Dec 11	NO	L	p	29	13	44.8	282	9.7	1	0	54	2	12	91.5	6	36	6.0	17	1	
Dec 18	@ Ind	L	p	16	11	68.8	108	6.8	1	0	15	1	9	108.3	1	9	9.0	9	0	
Dec 24	Jax	W	DNP																	
Jan 1	@ Hou	W	DNP																	
<b>Totals</b>		<b>9-7</b>	<b>5/0</b>	<b>66</b>	<b>34</b>	<b>51.5</b>	<b>542</b>	<b>8.2</b>	<b>4</b>	<b>0</b>	<b>54</b>	<b>5</b>	<b>37</b>	<b>99.4</b>	<b>8</b>	<b>56</b>	<b>7.0</b>	<b>17</b>	<b>1</b>	

2012 Tennessee Titans				PASSING										RUSHING						
Date	Opp	W/L	P/S	Att	Cmp	Pct	Yds	Yds/Att	TD	Int	Lg	Sk	Lst	Rating	Att	Yds	Avg	Lg	TD	
Sept 9	NE	L	S	32	23	71.9	229	7.2	1	1	35	2	8	89.2	2	11	5.5	9	0	
Sept 16	@ SD	L	S	30	15	50.0	174	5.8	1	1	46	0	0	65.1	2	21	10.5	20	0	
Sept 23	Det	W	S	42	29	69.0	378	9.0	2	0	71t	0	0	113.0	4	35	8.8	31	0	
Sept 30	@ Hou	L	S	2	0	0.0	0	0.0	0	0	0	1	8	39.6	0	0	-	0	0	
Oct 7	@ Min	L	IA																	
Oct 11	Pit	W	IA																	
Oct 21	@ Buf	W	IA																	
Oct 28	Ind	L	IA																	
Nov 4	Chi	L	IA																	
Nov 11	@ Mia	W	S	21	9	42.9	122	5.8	2	0	28	1	6	93.8	4	36	9.0	20	0	
Nov 25	@ Jax	L	S	40	23	57.5	261	6.5	1	2	27	1	11	64.7	5	21	4.2	5	0	
Dec 2	Hou	L	S	45	21	46.7	309	6.9	1	3	49	6	44	49.2	4	38	9.5	15	0	
Dec 9	@ Ind	L	S	35	22	62.9	262	7.5	1	2	46	1	3	71.4	4	51	12.8	32	0	
Dec 17	NYJ	W	S	22	13	59.1	149	6.8	0	0	30	4	22	79.5	7	43	6.1	15	1	
Dec 23	@ GB	L	S	30	13	43.3	140	4.7	1	2	39	7	39	41.0	4	32	8.0	22	0	
Dec 30	Jax	W	S	15	9	60.0	152	10.1	0	0	42	2	10	94.3	5	3	0.6	3	0	
<b>Totals</b>		<b>6-10</b>	<b>11/11</b>	<b>314</b>	<b>177</b>	<b>56.4</b>	<b>2,176</b>	<b>6.9</b>	<b>10</b>	<b>11</b>	<b>71t</b>	<b>25</b>	<b>151</b>	<b>74.0</b>	<b>41</b>	<b>291</b>	<b>7.1</b>	<b>32</b>	<b>1</b>	

## JAKE LOCKER'S NFL STATISTICS

REGULAR SEASON			PASSING										RUSHING					
Year	Team	GP/GS	Att	Cmp	Pct	Yds	Yd/Att	TD	INT	Lg	Sk	Yds	Rat	Att	Yds	Avg	Lg	TD
2011	Tenn.	5/0	66	34	51.5	542	8.2	4	0	54	5	37	99.4	8	56	7.0	17	1
2012	Tenn.	11/11	314	177	56.4	2,176	6.9	10	11	71t	25	151	74.0	41	291	7.1	32	1
<b>NFL Totals</b>		<b>16/11</b>	<b>380</b>	<b>211</b>	<b>55.5</b>	<b>2,718</b>	<b>7.2</b>	<b>14</b>	<b>11</b>	<b>71t</b>	<b>30</b>	<b>188</b>	<b>78.4</b>	<b>49</b>	<b>347</b>	<b>7.1</b>	<b>32</b>	<b>2</b>

Career record as starter: 4-7 (.364)

### Single-Game Highs

Attempts - 45 vs. Houston (12/2/12)  
 Completions - 29 vs. Detroit (9/23/12)  
 Passing Yards - 378 vs. Detroit (9/23/12)  
 Touchdown Passes - 2 (Three times, last at Miami 11/11/12)  
 Long Completion - 71t vs. Detroit (9/23/12)

Rushes - 7 vs. N.Y. Jets (12/17/12)  
 Rushing Yards - 51 at Indianapolis (12/9/12)  
 Long Rush - 32 at Indianapolis (12/9/12)  
 Rushing Touchdown - 1 (Twice, last vs. N.Y. Jets 12/17/12)



83



## MARC MARIANI

WIDE RECEIVER • 6'1" • 187 lbs • COLLEGE: MONTANA  
 ACQUIRED: D7a - 2010 • NFL EXP. (NFL/TITANS): 4/4  
 HOMETOWN: HAVRE, MONT.  
 GAMES PLAYED/GAMES STARTED: 32/0 (PLAYOFFS: 0/0)



PRO BOWLS



2010

**PRO:** The Titans used their first of two seventh-round selections in 2010 on Montana wide receiver Marc Mariani, a shifty route runner that excels in the slot and in the return game. The former walk-on at Montana made an immediate impact as a rookie returner in 2010, earning Pro Bowl honors after finishing second in the AFC and fourth in the NFL with a 12.2-yard punt return avg. and finishing fourth in the AFC with 25.5-yard kickoff return avg. Mariani set the franchise record for most combined return yards on punts and kickoffs and became the second Titans/Oilers player to record a punt return touchdown and kickoff return touchdown in the same regular season.

### CAREER HIGHLIGHTS:

- In 2011, appeared in all 16 games as a reserve, ranking seventh in the AFC with a 10.7 punt return avg. and finishing eighth in the AFC with a 23.4 kickoff return avg.
- As a rookie in 2010, named to the Pro Bowl as a return specialist. Finished second in the AFC and fourth in the NFL with a 12.2-yard punt return avg., while finishing fourth in the AFC with 25.5-yard kickoff return avg.
- Set the franchise record for the most total return yards on punts and kickoffs in franchise history with 1,859 yards. His 2010 total exceeded Derrick Mason's previous record of 1,794 yards in 2000.
- Became the second Titans/Oilers player to record a punt return touchdown and kickoff return touchdown in the same regular season. Billy Johnson did it in both 1975 and 1977.

### TITANS TIDBITS:

- Mariani has overcome a great deal of adversity to make it to the NFL. He was a non-preferred walk-on at Division I-AA Montana before working his way up the Grizzlies' depth chart and finally earning a scholarship as a junior.
- Mariani thought he was the victim of a practical joke when the Titans called to inform him that he was drafted. The former Montana teammate of then Titans Coach Jeff Fisher's son, Brandon, had been on the phone back and forth with his buddy all day. Just before the Titans were scheduled to pick in the seventh round, he got another call from Brandon. He was in the draft room at Baptist Sports Park and Mariani was a Titan.

### CAREER TRANSACTIONS:

- The Havre, Mont., native was selected by the Titans with their first of two picks in the seventh round (222nd overall) of the 2010 NFL Draft.

### SEASON RECAPS:

**2012 (0/0):** Placed on injured reserve on Aug. 26, 2012 and missed the entire season with a leg injury.

**2011 (16/0):** Appeared in all 16 games as a reserve, ranking seventh in the AFC with a 10.7 punt return avg. and finishing eighth in the AFC with a 23.4 kickoff return avg. Caught five passes for 24 yards and added one rush for four yards. Registered his first career NFL reception on a four-yard pass from Matt Hasselbeck against Baltimore (9/18/11). Tied for the team lead in special teams tackles twice in 2011 (at PIT, at HST). Named AFC Special Teams Player of the Week after posting his second career punt return for a touchdown with a 79-yarder at Carolina (11/13/11).

- Against Baltimore (9/18), saw action as a reserve wide receiver and return specialist. Grabbed two receptions for nine yards. Returned three punts for 17 yards. Registered his first career NFL reception on a four-yard pass from Matt Hasselbeck in the third quarter.
- At Pittsburgh (10/9), grabbed one reception for five yards as a reserve

wide receiver. Returned three kickoffs for 93 yards and one punt for 10 yards. Brought back a kickoff 42 yards to the Tennessee 43-yard line in the second quarter. Tied for the team lead with a solo special teams tackle.

- At Carolina (11/13), named AFC Special Teams Player of the Week after returning a career-high six punts for 103 yards with a touchdown. Gave the Titans a 7-0 lead with a 79-yard punt return for a touchdown with 13:56 remaining in the first quarter.
- Against Tampa Bay (11/27), returned four kickoffs for 83 yards and a punt for three yards as a return specialist. Returned a kickoff 16 yards before handing the ball off to Tommie Campbell who raced 84 yards for a touchdown with 7:47 remaining in the first quarter.
- At Buffalo (12/4), returned three punts for 72 yards and one kickoff for 21 yards. Had three punt returns of more than 22 yards. Helped set up the Titans' first scoring drive with a 22-yard punt return to the Bills' 44-yard line in the first quarter. Returned a punt 26 yards late in the second quarter. Gave the Titans good field position by returning a punt 24 yards to the Titans' 44-yard line in the third quarter.
- Against New Orleans (12/11), returned five kickoffs for 121 yards and four punts for 34 yards. Gave the Titans good field position with a 30-yard kickoff return to the Tennessee 35-yard line in the final stanza.
- Against Jacksonville (12/24), tied a career-high with six punt returns for 44 yards. Brought back four kickoffs for 90 yards. Posted a special teams tackle on coverage units.

**2010 (16/0):** Named to the Pro Bowl as a return specialist. Appeared in all 16 games and finished second in the AFC and fourth in the NFL with a 12.2-yard punt return avg. Finished fourth in the AFC with 25.5-yard kickoff return avg. Set the Titans/Oilers single-season record with 1,859 total return yards and 1,530 kickoff return yards in 2010. Tied for the team lead in special teams tackles once in 2010 (vs. JAX). Collected his first career touchdown with a 98-yard kickoff return against Denver (10/3/10). Named AFC Special Teams Player of the Week after posting an 87-yard punt return for a touchdown against Washington (11/21/10). Became the second Titans/Oilers player to record a punt return touchdown and kickoff return touchdown in the same regular season. Billy Johnson did it in both 1975 and 1977.

- Against Denver (10/3), returned six kickoffs for 187 yards with a touchdown and one punt for nine yards. Gave the Titans a 17-13 lead with a 98-yard kickoff return for a touchdown in the third quarter. He scored the team's first touchdown on a kickoff return since Derrick Mason at Cincinnati on Nov. 18, 2001.
- At Dallas (10/10), returned three kickoffs for 109 yards and fair caught one punt. Set up the Titans' winning touchdown with a 73-yard kickoff return to the Dallas 11-yard line late in the fourth quarter. Notched a special teams tackle on coverage units.
- At San Diego (10/31), returned seven kickoffs for 159 yards and one punt for 17 yards. Notched a solo tackle on special teams coverage units. Returned a punt 17 yards to the Titans' 26-yard line in the second quarter.
- Against Washington (11/21), named AFC Special Teams Player of the Week after returning three kickoffs for 82 yards and one punt for 87 yards and a touchdown. Gave the Titans a 7-0 lead with an 87-yard punt return for a touchdown with 8:18 remaining in the first quarter. It tied for the second-longest punt return for a touchdown in franchise history, equaling Billy Johnson's 87-yarder against Cleveland on Oct. 16, 1977.
- At Kansas City (12/26), returned five kickoffs for 98 yards and three punt returns for one yard. Set the Titans' single-season record for kickoff return yards with a 14-yard return in the first quarter. Returned the opening kickoff of the second half 38 yards to the Titans' 39-yard line.

**COLLEGE:**

- Mariani ended his career as the most prolific receiver and all-purpose player in Montana history. He set school marks in career receiving yards (3,018), receiving touchdowns (29), and career all-purpose yards (5,441). His 164 receptions and 200 career points rank him seventh in the Grizzlies' record book. Mariani also had three of the longest scoring plays in school history in his career: a 98-yard kickoff return, a 94-yard punt return, and an 84-yard reception.
- As a senior (2009), was a unanimous All-Big Sky pick at wide receiver and a second team selection as a return specialist. Led the second-ranked and 14-1 Grizzlies in receiving with 80 catches for 1,479 yards and 13 touchdowns. His 1,479 receiving yards set a single-season record at Montana. Led the conference with seven 100-yard receiving games and in multiple touchdown games receiving (four). Was named a first team All-American by the Associated Press, Walter Camp, and the Sports Network, and he was also selected to the College Sporting News "Fab 50." Returned 32 punts for 507 yards (15.8 avg.) with a touchdown.
- As a junior (2008), started all 16 games and caught 69 receptions for 1,308 yards with a career-best 15 touchdowns. Set a school record with 2,265 all-purpose yards, which is the fifth most in Big Sky Conference history. His 1,308 receiving yards and 15 touchdowns were the second most in a season at Montana. Led the Big Sky in punt returns, averaging 16.22 an attempt, which ranked him fourth in the nation. Was a first team All-Big Sky pick at both wide receiver and as a returner. He was named second team All-American by the Sports Network and an honorable mention pick on the College Sporting News' "Fab 50."
- As a sophomore (2007), saw action in 11 games with three starts and caught 15 passes for 231 yards with one touchdown. Led the Big Sky and was 11th in the FCS in punt returns (13.32-yard avg.). Was an honorable mention All-Big Sky selection as a returner.
- As a freshman (2006), played in all 14 games, mostly on special teams, and had eight tackles in that role. He did not have a reception as a receiver.
- Majored in Business at Montana.

**PERSONAL:**

- Splits time between Nashville and Havre, Mont.
- Attended Havre High School (Havre, Mont.) and earned 10 letters: three each in football and basketball and four in tennis.
- As a senior, had 48 receptions for 1,237 yards and 16 touchdowns while leading his team to a 12-0 record and the state "A" championship. Was named all-state at wide receiver and at safety as a senior. Also named Great Falls Tribune's "Super State" team at wide receiver.
- As a junior, garnered all-state honors at safety while leading his team to a 10-2 mark. Was named to the Great Falls Tribune's "Super State" team at safety as a junior as well.
- Participated in Montana's annual East-West Shrine Game.
- Was a three-time team MVP in tennis. His varsity tennis teams won four straight state and conference titles. Was a team captain his junior and his senior seasons.
- Also was a two-time captain in basketball in high school and was an all-state selection as a senior point guard.
- As a senior at Montana, was the spokesman for the Griz for Kid Toy Drive.
- List of favorites: (movie) "Ironman"; (TV show) "Family Guy"; (actor)

Johnny Depp; (music artist) local Montana band called The Clintons; (school subject) World trade and commerce class; (video game) Madden; (food) Italian; (sports hero) Jerry Rice and Brett Favre; and (sports team as a child) Chicago Bulls, Seattle Mariners and Green Bay Packers.

- Born Marc Steven Mariani on May 2, 1987 in Havre, Mont.

## MARC MARIANI'S GAME-BY-GAME

2010 Tennessee Titans										PUNT RETURNS				KICKOFF RETURNS								
Date	Opp	W-L	GP/GS	No	FC	Yds	Avg	Lg	TD	No	Yds	Avg	Lg	TD								
Sept 12	Oak	W	p	3	0	21	7.0	12	0	3	70	23.3	28	0	4	83	20.8	25	0			
Sept 19	Pit	L	p	3	2	43	14.3	38	0	4	97	24.3	34	0	1	21	21.0	21	0			
Sept 26	@ NYG	W	p	0	0	0	-	0	0	3	74	24.7	45	0	5	121	24.2	32	0			
Oct 3	Den	L	p	1	3	9	9.0	9	0	6	187	31.2	98t	1	1	0	0.0	0	0			
Oct 10	@ Dal	W	p	0	1	0	-	0	0	3	109	36.3	73	0	4	90	22.5	26	0			
Oct 18	@ Jax	W	p	1	2	9	9.0	9	0	2	50	25.0	27	0	1	23	23.0	23	0			
Oct 24	Phi	W	p	4	1	43	10.8	20	0	0	0	-	0	0								
Oct 31	@ SD	L	p	1	1	17	17.0	17	0	7	159	22.7	36	0								
Nov 14	@ Mia	L	p	3	0	61	20.3	30	0	4	92	23.0	27	0								
Nov 21	Was	L	p	1	2	87	87.0	87t	1	3	82	27.3	30	0								
Nov 28	@ Hou	L	p	2	0	25	12.5	14	0	4	93	23.3	27	0								
Dec 5	Jax	L	p	1	0	4	4.0	4	0	2	37	18.5	19	0								
Dec 9	Ind	L	p	1	2	0	0.0	0	0	7	173	24.7	35	0								
Dec 19	Hou	W	p	1	0	2	2.0	2	0	3	90	30.0	34	0								
Dec 26	@ KC	L	p	3	1	1	0.3	1	0	5	98	19.6	38	0								
Jan 2	@ Ind	L	p	2	2	7	3.5	5	0	4	119	29.8	47	0								
<b>Totals</b>				<b>6-10</b>	<b>16/0</b>	<b>27</b>	<b>17</b>	<b>329</b>	<b>12.2</b>	<b>87t</b>	<b>1</b>	<b>60</b>	<b>1,530</b>	<b>25.5</b>	<b>98t</b>	<b>1</b>						

2011 Tennessee Titans										PUNT RETURNS				KICKOFF RETURNS								
Date	Opp	W-L	GP/GS	No	FC	Yds	Avg	Lg	TD	No	Yds	Avg	Lg	TD								
Sept 11	@ Jax	L	p	1	0	7	7.0	7	0	0	0	-	0	0								
Sept 18	Bal	W	p	3	0	17	5.7	7	0	0	0	-	0	0								
Sept 25	Den	W	p	4	1	21	5.3	12	0	0	0	-	0	0								
Oct 2	@ Cle	W	p	2	1	17	8.5	9	0	2	48	24.0	24	0								
Oct 9	@ Pit	L	p	1	0	10	10.0	10	0	3	93	31.0	42	0								
Oct 23	Hou	L	p	2	0	33	16.5	20	0	5	103	20.6	29	0								
Oct 30	Ind	W	p	2	3	39	19.5	26	0	0	0	-	0	0								
Nov 6	Cin	L	p	1	2	8	8.0	8	0	1	27	27.0	27	0								
Nov 13	@ Car	W	p	6	2	103	17.2	79t	1	0	0	-	0	0								
Nov 20	@ Atl	L	p	1	1	-1	-1.0	-1	0	5	139	27.8	49	0								

2012 Tennessee Titans										PUNT RETURNS				KICKOFF RETURNS								
Date	Opp	W-L	GP/GS	No	FC	Yds	Avg	Lg	TD	No	Yds	Avg	Lg	TD								
Sept 9	NE			Placed on injured reserve on Aug. 26, 2012																		
Sept 16	@ SD																					
Sept 23	Det																					
Sept 30	@ Hou																					
Oct 7	@ Min																					
Oct 11	Pit																					
Oct 21	@ Buf																					
Oct 28	Ind																					
Nov 4	Chi																					
Nov 11	@ Mia																					
Nov 25	@ Jax																					
Dec 2	Hou																					
Dec 9	@ Ind																					
Dec 17	NYJ																					
Dec 23	@ GB																					
Dec 30	Jax																					
<b>Totals</b>				<b>0-0</b>	<b>0/0</b>	<b>0</b>	<b>0</b>	<b>0</b>	<b>0.0</b>	<b>0</b>	<b>0</b>	<b>0.0</b>	<b>0</b>	<b>0</b>	<b>0</b>	<b>0</b>	<b>0.0</b>	<b>0</b>	<b>0</b>	<b>0</b>	<b>0</b>	

## MARC MARIANI'S NFL STATISTICS

Year	Team	GP	GS	No	RECEIVING				Att	RUSHING			
					Yds	Avg	Lg	TD		Yds	Avg	Lg	TD
2010	Tennessee	16	0	0	0	0.0	0	0	0	0	0.0	0	0
2011	Tennessee	16	0	5	24	4.8	6	0	1	4	4.0	4	0
2012	Tennessee	0	0	Placed on injured reserve									
<b>NFL Totals</b>		<b>32</b>	<b>0</b>	<b>5</b>	<b>24</b>	<b>4.8</b>	<b>6</b>	<b>0</b>	<b>1</b>	<b>4</b>	<b>4.0</b>	<b>4</b>	<b>0</b>

Year	Team	PUNT RETURNS				KICKOFF RETURNS						
		No	FC	Yds	Avg	Lg	TD	No	Yds	Avg	Lg	TD
2010	Tennessee	27	17	329	12.2	87t	1	60	1,530	25.5	98t	1
2011	Tennessee	46	18	490	10.7	79t	1	32	748	23.4	49	0
2012	Tennessee	Placed on injured reserve										
<b>NFL Totals</b>		<b>73</b>	<b>35</b>	<b>819</b>	<b>11.2</b>	<b>87t</b>	<b>2</b>	<b>92</b>	<b>2,278</b>	<b>24.8</b>	<b>98t</b>	<b>1</b>

### Single-Game Highs

- Receptions - 2 vs. Baltimore (9/18/11)
- Receiving Yards - 9 vs. Baltimore (9/18/11)
- Long Reception - 6 vs. Cincinnati (11/6/11)
- Punt Returns - 6 (Twice, last vs. Jacksonville 12/24/11)
- Punt Return Yards - 103 at Carolina (11/13/11)
- Punt Return Long - 87t vs. Washington (11/21/10)
- Punt Return Touchdown - 1 (Twice, last at Carolina 11/13/11)

- Kickoff Returns - 7 (Twice, last vs. Indianapolis 12/9/10)
- Kickoff Return Yards - 187 vs. Denver (10/3/10)
- Kickoff Return Long - 98t vs. Denver (10/3/10)
- Kickoff Touchdown - 1 vs. Denver (10/3/10)

### Additional Statistics

- Special Teams Tackles - 5 (2010), 1 (2011)

26



## MARKELLE MARTIN

SAFETY • 6'0" • 213 lbs • COLLEGE: OKLAHOMA STATE  
 ACQUIRED: 6TH ROUND - 2012 • NFL EXP. (NFL/TITANS): 2/2  
 HOMETOWN: WICHITA FALLS, TEXAS  
 GAMES PLAYED/GAMES STARTED: 0/0 (PLAYOFFS: 0/0)



**PRO:** The Titans used their sixth-round pick in the 2012 NFL Draft on Oklahoma State safety Markelle Martin. The 6-foot, 213-pounder was a highly-rated safety prospect following his senior season but suffered a knee injury competing in drills after the Senior Bowl. The knee injury also prevented Martin from playing as a rookie, and he spent the entire 2012 campaign on the Physically Unable to Perform list. Martin has the foot speed (timed at 4.45 seconds in the 40-yard dash prior to his injury) and length to handle slot receivers, tight ends and backs coming out of the backfield in multiple-receiver sets, and he will also be expected to contribute on special teams.

### CAREER HIGHLIGHTS:

- As a senior at Oklahoma State in 2011, Martin was named All-American and All-Big 12 Conference first-team selection after producing 74 tackles, five stops for loss, two forced fumbles and a fumble recovery. He also posted his third-straight season with double-digit passes defended, recording 11 breakups.
- As a junior, Martin excelled in pass coverage, as he registered 10 passes defended and three interceptions. No interception was more important than his 62-yard return for a touchdown against Arizona that sparked the Cowboys to victory in the Alamo Bowl.

### TITANS TIDBITS:

- Martin has an affinity for silicone wristbands. He doesn't know when the collection started, but through the years he's racked up more than a dozen — each one with a special meaning. He didn't take them off for games at Oklahoma State. "I had sleeves sometimes, or they end up under my gloves, so they were sometimes hard to see, but I always had them on."
- Martin was the winner of Oklahoma State's Nate Fleming Award for his classroom performance as a senior.
- Martin's off-the-field interests include archery, an activity he recently took up.

### CAREER TRANSACTIONS:

- The Wichita Falls, Texas, native was selected by the Titans in the sixth round (190th overall) of the 2012 NFL Draft.

### SEASON RECAPS:

**2012 (0/0):** Spent his entire rookie season on the reserve physically unable to perform list due to a knee injury.

### COLLEGE:

- In four seasons at Oklahoma State, Martin appeared in 48 games, starting the final 37 contests at strong safety and finished his career with 178 tackles, eight stops for losses of 18 yards and one quarterback pressure. He also registered one fumble recovery, forced two fumbles, deflected 36 passes and had three interceptions for 62 yards in returns, including a touchdown. His 36 passes defended tied the school career-record that was first set by Perrish Cox (2006-09).

**AS A SENIOR (2011),** started all 13 games at strong safety, ranking fourth on the squad with a career-high 74 tackles, while making five stops for losses of 11 yards. He also led the Cowboys with 11 pass deflections, his third-straight season with double-digit passes defended and caused a pair of fumbles and recovered another. Earned All-American first-team honors from the American Football Coaches Association and Sports Illustrated and added second-team accolades from the Associated Press and Scout.com. Was also chosen first-team All-Big 12 Conference by the league's coaches and second-team by the Associated Press.

- Against Louisiana Lafayette (9/3), led the team with nine tackles, including a stop for loss, a forced fumble and a team-best three passes defended.
- Against Baylor (10/29), recorded four tackles, including a team-high two tackles for loss and a pass defended.
- Against Stanford (1/2), collected nine tackles, including a stop for loss and a fumble recovery in the Fiesta Bowl.

**AS A JUNIOR (2010),** started all 13 games at strong safety and ranked sixth on the team with 55 tackles, including two tackles for loss. Led the team with 10 passes defended and tied for second on the team with three interceptions.

- Against Texas A&M (9/30), posted a season-high eight tackles and was also credited with a pass defended, a quarterback hurry and an interception.
- Against Nebraska (10/23), notched seven stops and a team-best three passes defended.
- At Kansas State (10/30), picked off a pass to go with four tackles, including a stop for loss.
- Against Arizona (12/29), earned Game MVP honors after posting four tackles, three passes defended, including an interception he returned 62 yards for a touchdown in the Alamo Bowl.

**AS A SOPHOMORE (2009),** saw action in 11 games, all starts and finished fifth on the team with 45 tackles, despite missing two games. Finished second on the team with 11 passes defended.

- Against Rice (9/19), notched five tackles and a team-high three passes defended.
- At Oklahoma (11/28), recorded six tackles, including a stop for loss.
- Against Ole Miss (1/2), tallied nine tackles and a pass defended in the Cotton Bowl.

**AS A FRESHMAN (2008),** played as a reserve in 11 games as a true freshman and recorded four tackles, four passes defended and a blocked punt. Did not play against Oregon or Iowa State.

- Against Missouri State (9/13), notched a solo tackle, broke up a pass and blocked a punt.
- Graduated with a degree in secondary education from Oklahoma State.


### PERSONAL:

- Single, resides in Wichita Falls, Texas. Has a son Issac Anthony Delgado.
- Attended S.H. Rider High School where he played both safety positions, in addition to wide receiver. Was a first-team 4A All-State selection as a senior after compiling 81 tackles and five interceptions while leading Rider to a 12-2 record.
- Rivals.com rated him the 15th-best safety in the nation and the state of Texas' 27th-best player. Received Super Prep All-Region honors and was named his district's Defensive Player of the Year.
- Earned honorable mention All-State honors as a junior.
- Participated in basketball for four years. Also competed in track and field for four years, including the high jump, 4x200 and 4x400 relays.
- List of favorites: (movies) "The Best Man" and "Antwone Fisher"; (TV show) "House of Payne" and "Flashpoint"; (actor) Derek Luke; (music artists) 80's and 90's R&B; (school subject) Algebra; (car) Nissan Titan and Ford F-150; (food) chicken fried steak; (sports hero) Sean Taylor and Ed Reed; and (sports teams as a child) Miami Heat and Boston Celtics.
- Follow Martin on Twitter at @MarkelleMar10.
- Born Markelle Jermaine Martin on June 20, 1990 in Wichita Falls, Texas.

## MARKELLE MARTIN'S NFL STATISTICS

REGULAR SEASON		TACKLES										INTERCEPTIONS					FUMBLES			
Year	Team	GP	GS	Tot	Solo	Asst	Sk	Yds	QBP	TFL	No	Yds	Lg	TD	PD	FF	FR	Yds	SpT	
2012	Tennessee			Physically Unable to Perform																
<b>NFL Totals</b>		<b>0</b>	<b>0</b>	<b>0</b>	<b>0</b>	<b>0</b>	<b>0.0</b>	<b>0.0</b>	<b>0</b>	<b>0</b>	<b>0</b>	<b>0</b>	<b>-</b>	<b>0</b>	<b>0</b>	<b>0</b>	<b>0</b>	<b>0</b>	<b>0</b>	

93



## MIKE MARTIN

DEFENSIVE TACKLE • 6'1" • 298 lbs • COLLEGE: MICHIGAN  
 ACQUIRED: 3RD ROUND - 2012 • NFL EXP. (NFL/TITANS): 2/2  
 HOMETOWN: DETROIT, MICH.  
 GAMES PLAYED/GAMES STARTED: 16/1 (PLAYOFFS: 0/0)



**PRO:** The Titans used their third-round pick in the 2012 NFL Draft on University of Michigan defensive tackle Mike Martin. The 6-foot-1-inch, 306-pounder exhibits unquestioned athleticism and impressive power allowing him to be a disruptive force in the middle of the defensive front. Martin is also known for his non-stop motor and his wrestling background helps him gain leverage at the point of attack.

### CAREER HIGHLIGHTS:

- As a rookie in 2012, Martin played all 16 games with one start and posted 40 tackles, three sacks, five tackles for loss and three quarterback pressures.
- Martin was a three-time recipient of Michigan's Richard Katcher Award given to the team's top defensive lineman.

### TITANS TIDBITS:

- Martin had a very successful prep career off the gridiron as well. He was a two-time state champion wrestler and an All-American as a senior. Martin was also a record-setting shot-putter and discus thrower in track and field. He broke former NFL star T.J. Duckett's Michigan prep shot put record on his way to a state championship as a senior.
- Martin is interested in film making and he has his own YouTube Channel — GoMikeMartin. He documented his senior year and developed his own web series.
- Martin loves dogs and shows working class Rottweilers. He was named the National Junior Handler of the Year.
- Martin played the saxophone in the jazz band in high school and still dabbles with the instrument.

### CAREER TRANSACTIONS:

- The Detroit, Mich., native was selected by the Titans in the third round (82nd overall) of the 2012 NFL Draft.

### SEASON RECAPS:

- 2012 (16/1):** Appeared in all 16 games with one start as a rookie and posted 40 tackles, three sacks, five tackles for loss and three quarterback pressures. Made his first career NFL start and posted his first career NFL sack at San Diego (9/16/12). Led or tied for the team lead in sacks three times in 2012 (at SD, at MIN, at GB). Led or tied for the team lead in quarterback pressures twice in 2012 (vs. NE, at HST).
- Against New England (9/9), made his NFL debut in a reserve role at defensive tackle and collected four tackles and a quarterback pressure.
  - At San Diego (9/16), made his first career NFL start at defensive tackle and totaled four tackles, including a sack. Forced the Chargers to kick a field goal by sacking Philip Rivers for a four-yard loss on a third-and-four play in the second quarter.
  - At Minnesota (10/7), played as a reserve at defensive tackle and totaled three tackles, including a sack and two tackles for loss. Forced the Vikings to kick a field goal by dropping Christian Ponder for a sack on third-and-10 in the second quarter.
  - Against Pittsburgh (10/11), saw action as a reserve at defensive tackle and posted six tackles, including a stop for loss. Saw significant playing time after Jurrell Casey left the game with an injury in the second quarter. Stopped Isaac Redman for a one-yard loss on a rush off right tackle in the third quarter. Teamed with Michael Griffin to stop Baron Batch for no gain on a rush up the middle in the third stanza.
  - At Green Bay (12/23), saw action as a reserve at defensive tackle and totaled four tackles, including a sack. Halted a Packers' drive by dropping Aaron Rodgers for an eight-yard sack on third-and-eight in the first quarter.

### COLLEGE:

- In four seasons at the University of Michigan, Martin played in 49 games with 37 starts at nose tackle, including 37 consecutive starts to finish his career. Was a four-year letterman who posted 172 tackles, 10 sacks and 25 tackles for loss. Was a captain as a senior and was an All-Big Ten second team selection by the coaches and media. Notched his 100th career tackle against Wisconsin (11/20/10).
- As a senior (2011), started all 13 games as the team captain and recorded a career-high 64 tackles, 3.5 sacks for 18 yards, six tackles for loss and a safety. Earned All-Big Ten second team by the coaches and media. Was also named to Phil Steele's Postseason All-Big Ten first team and the Midseason All-Big Ten second team. Received Michigan's Richard Katcher Award given to the top defensive lineman. Was voted a 2011 season captain by teammates during fall camp and was named to the Bednarik Award and Rotary Lombardi Award preseason watch lists.
- As a junior (2010), started 12 games at nose guard and finished with 37 tackles, 2.5 sacks for 32 yards and six tackles for loss. Named All-Big Ten second team by the coaches and honorable mention All-Big Ten by the media. Received Michigan's Richard Katcher Award given to the top defensive lineman. Named to Phil Steele's Midseason All-Big Ten second team.
- As a sophomore (2009), started all 12 games at nose guard and registered 51 tackles, two sacks for eight yards. Finished second on the squad with eight tackles for loss and posted two quarterback pressures and caused a fumble. Received the Richard Katcher Award as Michigan's top defensive lineman.
- As a freshman (2008), played in all 12 games as a reserve and led Michigan freshmen with 20 tackles. Also posted two sacks and 4.5 tackles for loss. Named to the Sporting News All-Freshman second team and Phil Steele's All-Freshman third team.
- Graduated with a degree in communications from Michigan.

### PERSONAL:

- Single, resides in Detroit, Mich.
- Attended Detroit Catholic Central High School and was a three-year starter at defensive tackle. Finished varsity career with 206.5 tackles, 14.5 sacks and four fumble recoveries in three seasons.
- Recorded 96 tackles, 36 tackles for loss and six sacks senior year and posted 75 tackles and eight sacks as a junior.
- Named 2007 Gatorade Player of the Year for the state of Michigan and was a PrepStar Magazine All-American. Selected to Detroit Free Press All-State Dream Team and the Associated Press All-State first team as a senior. Participated in the Penn State NIKE Camp in 2007.
- Won Michigan state D1 wrestling title as a junior in first year competing. Followed it up with another state championship as a senior and was named an All-American.
- Was a record-setting shot-putter and discus thrower in track and field as he broke T.J. Duckett's former Michigan prep shot put record on his way to a state championship.
- List of favorites: (movie) "Gladiator" and "Remember the Titans"; (TV show) "Entourage"; (actor) Mark Wahlberg; (books) "Disciplined Dreaming" by Josh Linkner, "Outliers" by Malcolm Gladwell and "The Alchemist" by Paulo Coelho; (music artists) Jay-Z, Jason Aldean, O.A.R. and Wiz Khalifa; (school subject) history; (car) Dodge Viper; (food) "All kinds of food - my horizon is very broad, just no insects"; (sports hero) Barry Sanders; and (sports teams as a child) Columbus Blue Jackets, Detroit Red Wings and Detroit Tigers.
- Follow Martin on Twitter at @GoMikeMartin.
- Born Michael Brendan Martin on Sept. 1, 1990 in Detroit, Mich.

### MIKE MARTIN'S GAME-BY-GAME

2012 Tennessee Titans

Date	Opp	W/L	P/S	Tot	Solo	Asst	Sk	- Yds	QBP	TFL	Int	- Yds	-TD	PD	FF	FR	- Yds	SpT	
Sept 9	NE	L	p	4	2	2	0.0	0.0	1	0	0	0	0	0	0	0	0	0	0
Sept 16	@ SD	L	S	4	2	2	1.0	4.0	0	0	0	0	0	0	0	0	0	0	0
Sept 23	Det	W	p	5	4	1	0.0	0.0	0	1	0	0	0	0	0	0	0	0	0
Sept 30	@ Hou	L	p	0	0	0	0.0	0.0	2	0	0	0	0	0	0	0	0	0	0
Oct 7	@ Min	L	p	3	3	0	1.0	0.0	0	2	0	0	0	0	0	0	0	0	0
Oct 11	Pit	W	p	6	3	3	0.0	0.0	0	1	0	0	0	0	0	0	0	0	0
Oct 21	@ Buf	W	p	2	2	0	0.0	0.0	0	0	0	0	0	0	0	0	0	0	0
Oct 28	Ind	L	p	1	0	1	0.0	0.0	0	0	0	0	0	0	0	0	0	0	0

Nov 4	Chi	L	p	2	1	1	0.0	0.0	0	0	0	0	0	0	0	0	0	0	0
Nov 11	@ Mia	W	p	3	1	2	0.0	0.0	0	0	0	0	0	0	0	0	0	0	0
Nov 25	@ Jax	L	p	1	1	0	0.0	0.0	0	0	0	0	0	0	0	0	0	0	0
Dec 2	Hou	L	p	2	1	1	0.0	0.0	0	0	0	0	0	0	0	0	0	0	0
Dec 9	@ Ind	L	p	2	1	1	0.0	0.0	0	1	0	0	0	0	0	0	0	0	0
Dec 17	NYJ	W	p	1	0	1	0.0	0.0	0	0	0	0	0	0	0	0	0	0	0
Dec 23	@ GB	L	p	4	2	2	1.0	8.0	0	0	0	0	0	0	0	0	0	0	0
Dec 30	Jax	W	p	0	0	0	0.0	0.0	0	0	0	0	0	0	0	0	0	0	0
<b>Totals</b>				<b>6-10</b>	<b>16/1</b>	<b>40</b>	<b>23</b>	<b>17</b>	<b>3.0</b>	<b>12.0</b>	<b>3</b>	<b>5</b>	<b>0</b>	<b>0</b>	<b>0</b>	<b>0</b>	<b>0</b>	<b>0</b>	<b>0</b>

### MIKE MARTIN'S NFL STATISTICS

REGULAR SEASON		TACKLES										INTERCEPTIONS					FUMBLES			
Year	Team	GP	GS	Tot	Solo	Asst	Sk	Yds	QBP	TFL	No	Yds	Lg	TD	PD	FF	FR	Yds	SpT	
2012	Tennessee	16	1	40	23	17	3.0	12.0	3	5	0	0	0	0	0	0	0	0	0	
<b>NFL Totals</b>		<b>16</b>	<b>1</b>	<b>40</b>	<b>23</b>	<b>17</b>	<b>3.0</b>	<b>12.0</b>	<b>3</b>	<b>5</b>	<b>0</b>	<b>0</b>	<b>0</b>	<b>0</b>	<b>0</b>	<b>0</b>	<b>0</b>	<b>0</b>	<b>0</b>	

**Single-Game Highs**

Tackles - 6 vs. Pittsburgh (10/11/12)

Sacks - 1 (Three times, last at Green Bay 12/23/12)

Quarterback Pressures - 2 at Houston (9/30/12)

52



## COLIN MCCARTHY

LINEBACKER • 6'1" • 243 lbs • COLLEGE: MIAMI (FLA.)  
 ACQUIRED: 4TH ROUND - 2011 • NFL EXP. (NFL/TITANS): 3/3  
 HOMETOWN: TAMPA, FLA.  
 GAMES PLAYED/GAMES STARTED: 20/14 (PLAYOFFS: 0/0)





2012

**PRO:** Colin McCarthy is in his third NFL season and once again looks to win the job as the team's starting middle linebacker. An intelligent and tough on-field leader, McCarthy fits the mold of previous Miami standouts at linebacker. The former Hurricanes defender was selected in the fourth round of the 2011 NFL Draft and was in the starting lineup by Week 9 of his rookie campaign. He led the Titans with eight tackles for loss, and his 76 tackles made up the fourth-highest total by a Titans rookie since 1999. Injuries derailed his second season, limiting the defensive captain to seven games.

#### CAREER HIGHLIGHTS:

- McCarthy was voted by his teammates as a defensive captain in 2012. Injuries (ankle and concussion) limited him to seven starts, but he still managed to collect 45 tackles.
- McCarthy notched his first career NFL touchdown in Miami on Nov. 11, 2012, returning an interception 49 yards for a score.
- As a rookie in 2011, McCarthy entered the starting lineup after midseason and made a significant impact on the Titans defense. His totals included 76 tackles, a team-high eight tackles for loss, one interception, two forced fumbles and two fumble recoveries. Although he started in less than half of the team's games, his tackle total was the fourth-highest by a Titans rookie since 1999.
- McCarthy played in 49 games during his career at Miami (2006-10), tied for the sixth-most in school history and only three behind Brandon Meriweather's all-time mark.
- His 35 starts and 308 career tackles for the Hurricanes were the most by a Miami linebacker since Jonathan Vilma (37, 371).
- McCarthy battled through three surgeries on his left shoulder in college, but after getting the shoulder back to full strength, he played 25 games in his final two seasons.

#### TITANS TIDBITS:

- McCarthy survived a frightening car accident in 2007. He was asleep as a passenger in a car driven by a teammate when the teammate fell asleep. The car flipped six times, but McCarthy left the scene without serious injury. Two teammates—the driver and another passenger—suffered injuries that ended their football seasons.
- McCarthy grew up outside of Philadelphia and then moved to Tampa prior to high school.
- McCarthy was given jersey No. 44 when he got to Miami, the same number that was worn by another Hurricanes linebacker to whom McCarthy was often compared, Dan Morgan.

#### CAREER TRANSACTIONS:

- The Philadelphia, Pa., native was selected by the Titans in the fourth round (109th overall) of the 2011 NFL Draft.

#### SEASON RECAPS:

- 2012 (7/7):** Started seven games at middle linebacker and posted 45 tackles, three stops for loss and an interception return for touchdown. Was inactive for eight total games and placed on injured reserve on Dec. 28, 2012 prior to the regular season finale. Tied for the team lead in tackles once (vs. IND). Was voted a team captain for the 2012 season by his teammates.
- Against New England (9/9), started at linebacker and collected five tackles before leaving the game for good early in the third quarter. Stuffed Stevan Ridley for no gain on a rush off right tackle in the first quarter.
  - At Minnesota (10/7), returned to the starting lineup after a three-week absence and totaled eight tackles. Combined with Jurrell Casey to stop

Adrian Peterson for no gain on a rush off left tackle in the third quarter.

- Against Indianapolis (10/28), tied for the team lead with 11 tackles, including two stops for loss and a pass defended. Stonewalled Donald Brown for a one-yard loss on a rush off right tackle in the second quarter. Sprinted through the line and dropped Donald Brown for a three-yard loss on a rush up the middle in overtime. Teamed with Jordan Babineaux to stop Vick Ballard for no gain on a rush off left guard in overtime.
- At Miami (11/11), recorded four tackles, an interception return for a touchdown and a tackle for loss. Stuffed Daniel Thomas for a five-yard loss on a screen pass in the first quarter. Snared a Ryan Tannehill pass that was tipped by Akeem Ayers and rumbled 49 yards for a touchdown with 14:05 left to play in the second quarter.

**2011 (13/7):** As a rookie, appeared in 13 games with seven starts and led the team with eight tackles for loss. Added 76 tackles, one quarterback pressure, one interception, three passes defended, two forced fumbles and two fumble recoveries. Although he started in less than half of the team's games, his tackle total was the fourth-highest by a Titans rookie since 1999. Led the team in tackles three times in 2011 (at CAR, vs. TB, at BUF). Led or tied for the team lead in special teams tackles twice in 2011 (at JAX, vs. BAL). Named AFC Defensive Player of the Week and NFL Rookie of the Week after leading the team with 11 tackles, two fumble recoveries, a forced fumble and a pass defended at Buffalo (12/4/11). Made his first career NFL start at middle linebacker at Carolina (11/13/11). Registered a career-best 12 tackles at Carolina (11/13/11). Recovered a career-best two fumble recoveries at Buffalo (12/4/11).

- At Jacksonville (9/11), played in a reserve role at linebacker in his first career NFL contest and posted a tackle, including a stop for loss. Tied for the team lead with two special teams stops. Stuffed Deji Karim for no gain on a rush up the middle in the fourth quarter.
- Against Baltimore (9/18), led the team with two special teams tackles on coverage units.
- At Pittsburgh (10/9), exited the game in the second quarter with an injury, which caused him to miss the next three games.
- At Carolina (11/13), made his first NFL career start at middle linebacker and led the team with 12 tackles, including a stop for loss and a quarterback pressure. Stonewalled DeAngelo Williams for a five-yard loss on a rush off left tackle in the opening quarter.
- At Atlanta (11/20), saw significant action at middle linebacker after Barrett Ruud left the game in the second quarter with an injury. Finished second on the team with 10 tackles, including three stops for loss and a forced fumble. Stuffed Michael Turner for a one-yard loss on a rush off left end in the third quarter. Tackled Turner for a one-yard loss on a rush off right guard in the fourth quarter. Stonewalled Turner for a one-yard loss on a rush off right end in the final quarter. Halted a potential Falcons' scoring drive by forcing a Turner fumble that was recovered by Will Witherspoon at the Titans' 14-yard line in the fourth quarter.
- Against Tampa Bay (11/27), led the team with 11 tackles and an interception. Halted a Buccaneers' drive by tackling Josh Freeman on a third-and-10 scramble in the first quarter. Collected his first career interception by picking off a Freeman pass intended for Kellen Winslow in the fourth quarter.
- At Buffalo (12/4), named AFC Defensive Player of the Week and NFL Rookie of the Week after starting at middle linebacker and leading the team with 11 tackles, two fumble recoveries, a forced fumble and a pass defended. Broke up a pass intended for David Nelson on the first play of the game. Ended a Bills' drive by forcing a Ryan Fitzpatrick fumble and then recovering the loose ball on a fourth-and-three play in the opening stanza. Changed momentum by recovering a Scott Chandler fumble that



was forced by Sen'Derrick Marks early in the third quarter.

- Against Jacksonville (12/24), totaled seven tackles, including a stop for loss. Stonewalled Maurice Jones-Drew for a five-yard loss on a screen pass in the second quarter.
- At Houston (1/1), collected eight tackles and a pass defended. Broke up a third-and-20 pass intended for Derrick Ward late in the fourth quarter.

**COLLEGE:**

- Started 35 total games for the Hurricanes, including 20 at strong-side linebacker, four at weak-side linebacker and 11 at middle linebacker. He was moved to middle linebacker just prior to his senior season. He played in 49 games in his career (2006-10), which tied for the sixth-most in school history and only three less than all-time leader Brandon Meriweather (2002-06). Finished his career with 308 tackles, 34 tackles for loss, 4.5 sacks, three interceptions, six passes defended, four forced fumbles and two fumble recoveries. He was a two-time All-ACC honoree.
- As a senior (2010), played in 12 games with 11 starts. Led the team and ranked third in ACC with 119 tackles and also led the team with four quarterback hurries. Ranked fourth with 10.5 tackles for loss. Earned honorable mention All-ACC by the Atlantic Coast Sports Media Association.
- As a junior (2009), played in all 13 games with 10 starts and ranked second on UM's defense with 95 total tackles. Also ranked second among Hurricane defenders with 10.5 tackles for loss. Named second-team All-ACC by the Atlantic Coast Sports Media Association. Also named third-team All-ACC by Phil Steele.
- As a junior (2008), started the first four games of the season before suffering a season-ending shoulder injury. Tallied 21 tackles before being awarded a medical hardship.
- As a sophomore (2007), played in 11 games with 10 starts at strongside linebacker and ranked fifth on the team with 74 tackles. Led the team with 12 tackles for loss and added two sacks, three quarterback pressures, one interception, one fumble recovery for a touchdown, one forced fumble and five passes defended.
- As a freshman (2006), played in nine games primarily on special teams and had the team's only blocked punt of the season. Served as the team's backup at strongside linebacker most of the year and saw action on

defense in two games. Tied for third on the team with six tackles on special teams.

**PERSONAL:**

- Single, resides in Tampa.
- Earned All-State honors as a senior linebacker at Clearwater (Fla.) Central Catholic High School, where he played linebacker, tight end and wide receiver. Finished senior year with 133 tackles, four sacks, one interception and 25 tackles for loss on defense. On offense, caught 38 passes for 644 yards and seven touchdowns. Rated the No. 24 outside linebacker prospect by Rivals.com and the No. 5 linebacker by the *Florida Times-Union*.
- As a junior, played linebacker and tight end, making a school-record 163 tackles, five sacks and five interceptions.
- List of favorites: (movie) "300"; (TV show) "SportsCenter"; (actor) Zach Galifianakis; (music) country music and rap; (school subject) math; (car) BMW 650; (book) the playbook; (video game) NCAA Football; (food) tacos; (childhood sports hero) Brian Dawkins; and (sports team other than the Titans) Miami Heat.
- Follow McCarthy on Twitter at @COLINMcCARTHY52.
- Born Colin Michael McCarthy on May 30, 1988 in Birdsboro, Pa.

**COLIN McCARTHY'S GAME-BY-GAME**

2011 Tennessee Titans														2012 Tennessee Titans																										
Date	Opp	W/L	P/S	Tot	Solo	Asst	Sk	- Yds	QBP	TFL	Int-	Yds	-TD	PD	FF	FR	- Yds	SpT	Date	Opp	W/L	P/S	Tot	Solo	Asst	Sk	- Yds	QBP	TFL	Int-	Yds	-TD	PD	FF	FR	- Yds	SpT			
Sept 11	@ Jax	L	p	1	1	0	0.0	0.0	0	1	0	0	0	0	0	0	0	0	2	Sept 9	NE	L	S	5	4	1	0.0	0.0	0	0	0	0	0	0	0	0	0	0		
Sept 18	Bal	W	p	0	0	0	0.0	0.0	0	0	0	0	0	0	0	0	0	0	2	Sept 16	@ SD	L	IA																	
Sept 25	Den	W	p	0	0	0	0.0	0.0	0	0	0	0	0	0	0	0	0	0		Sept 23	Det	W	IA																	
Oct 2	@ Cle	W	p	1	1	0	0.0	0.0	0	0	0	0	0	0	0	0	0	0	1	Sept 30	@ Hou	L	IA																	
Oct 9	@ Pit	L	p	0	0	0	0.0	0.0	0	0	0	0	0	0	0	0	0	0		Oct 7	@ Min	L	S	8	6	2	0.0	0.0	0	0	0	0	0	0	0	0	0	0	0	
Oct 23	Hou	L	IA																	Oct 11	Pit	W	S	8	3	5	0.0	0.0	0	0	0	0	0	0	0	0	0	0		
Oct 30	Ind	W	IA																	Oct 21	@ Buf	W	IA																	
Nov 6	Cin	L	IA																	Oct 28	Ind	L	S	11	10	1	0.0	0.0	0	2	0	0	0	1	0	0	0	0		
Nov 13	@ Car	W	S	12	9	3	0.0	0.0	1	1	0	0	0	0	0	0	0	0		Nov 4	Chi	L	S	5	3	2	0.0	0.0	0	0	0	0	0	0	0	0	0	0	0	0
Nov 20	@ Atl	L	p	10	9	1	0.0	0.0	0	3	0	0	0	0	1	0	0	0		Nov 11	@ Mia	W	S	4	3	1	0.0	0.0	0	1	1	49	1	1	0	0	0	0	0	
Nov 27	TB	W	S	11	8	3	0.0	0.0	0	0	1	0	0	1	0	0	0	0		Nov 25	@ Jax	L	S	4	3	1	0.0	0.0	0	0	0	0	0	0	0	0	0	0	0	0
Dec 4	@ Buf	W	S	11	9	2	0.0	0.0	0	0	0	0	0	1	1	2	0	0		Dec 2	Hou	L	IA																	
Dec 11	NO	L	S	8	5	3	0.0	0.0	0	0	0	0	0	0	0	0	0	0		Dec 9	@ Ind	L	IA																	
Dec 18	@ Ind	L	S	7	5	2	0.0	0.0	0	1	0	0	0	0	0	0	0	0		Dec 17	NYJ	W	IA																	
Dec 24	Jax	W	S	7	6	1	0.0	0.0	0	1	0	0	0	0	0	0	0	0		Dec 23	@ GB	L	IA																	
Jan 1	@ Hou	W	S	8	8	0	0.0	0.0	0	1	0	0	0	1	0	0	0	0		Dec 30	Jax																			
<b>Totals</b>				<b>9-7</b>	<b>13/7</b>	<b>76</b>	<b>61</b>	<b>15</b>	<b>0.0</b>	<b>0.0</b>	<b>1</b>	<b>8</b>	<b>1</b>	<b>0</b>	<b>0</b>	<b>3</b>	<b>2</b>	<b>2</b>	<b>0</b>	<b>5</b>	<b>Totals</b>			<b>5-10</b>	<b>7/7</b>	<b>45</b>	<b>32</b>	<b>13</b>	<b>0.0</b>	<b>0.0</b>	<b>0</b>	<b>3</b>	<b>1</b>	<b>49</b>	<b>1</b>	<b>2</b>	<b>0</b>	<b>0</b>	<b>0</b>	


**COLIN McCARTHY'S NFL STATISTICS**

REGULAR SEASON		TACKLES								INTERCEPTIONS					FUMBLES				
Year	Team	GP	GS	Tot	Solo	Asst	Sk	Yds	QBP	TFL	No	Yds	Lg	TD	PD	FF	FR	Yds	SpT
2011	Tennessee	13	7	76	61	15	0.0	0.0	1	8	1	0	0	0	3	2	2	0	5
2012	Tennessee	7	7	45	32	13	0.0	0.0	0	3	1	49	49t	1	2	0	0	0	0
<b>NFL Totals</b>		<b>20</b>	<b>14</b>	<b>121</b>	<b>93</b>	<b>28</b>	<b>0.0</b>	<b>0.0</b>	<b>1</b>	<b>11</b>	<b>2</b>	<b>49</b>	<b>49t</b>	<b>1</b>	<b>5</b>	<b>2</b>	<b>2</b>	<b>0</b>	<b>5</b>

**Single-Game Highs**

- Tackles - 12 at Carolina (11/13/11)
- Tackles For Loss - 3 at Atlanta (11/20/11)
- Interception - 1 (Twice, last at Miami 11/11/12)


- Forced Fumble - 1 (Twice, last at Buffalo 12/4/11)
- Fumble Recoveries - 2 at Buffalo (12/4/11)
- Special Teams Tackles - 2 (Twice, last vs. Baltimore 9/18/11)





## JASON MCCOURTY

CORNERBACK • 6'0" • 193 lbs • COLLEGE: RUTGERS  
ACQUIRED: 6TH ROUND - 2009 • NFL EXP. (NFL/TITANS): 5/5  
HOMETOWN: MONTVALE, N.J.  
GAMES PLAYED/GAMES STARTED: 58/40 (PLAYOFFS: 0/0)




2012

**PRO:** Jason McCourty is a fast, athletic cornerback that has emerged as one of the young leaders of the defense. The Titans rewarded the 6-foot, 188-pounder with a long-term contract extension during the 2012 preseason. Originally a sixth-round draft choice in 2009, the former Rutgers standout was selected a defensive captain by his teammates for the 2012 campaign and tied for the team lead with four interceptions.

#### CAREER HIGHLIGHTS:

- In 2012, McCourty started all 16 games for the first time in his career and led the squad with a career-high 17 passes defended, while finishing tied for third on the club with 93 tackles. He also posted a career-best four interceptions.
- In 2011, McCourty set a career high and ranked second on the squad with 107 tackles. He also led the club with 13 passes defended and tied for the lead with two interceptions.
- Against the Indianapolis Colts on Oct. 30, 2011, McCourty scored his first career touchdown by recovering a Pat McAfee punt that was blocked by Patrick Bailey in the end zone.
- In 2010, McCourty appeared in 12 games with six starts at cornerback and tied for third on the squad with two interceptions. He also finished third on the team with 13 passes defended.
- McCourty snared his first career NFL interception on a tipped pass from Eli Manning in the end zone at N.Y. Giants (9/26/10).
- As a rookie in 2009, McCourty was thrust into the starting lineup for three consecutive games (at Jacksonville, vs. Indianapolis, at New England) in the first half of the season after the Titans secondary suffered multiple injuries. He finished third on the team with 12 special teams tackles as a rookie.

#### TITANS TIDBITS:

- McCourty played his last three seasons at Rutgers with his identical twin brother, Devin. The duo held down the starting cornerback spots for Scarlet Knights together for two years. Devin, who redshirted his first season at Rutgers, was a first-round draft pick by the New England Patriots in 2010. They also have an older brother, Larry.
- During the 2013 offseason, Jason and Devin spearheaded "Tackle Sickle Cell," a campaign that aimed to educate the public, increase blood donations, and raise money and awareness for the fight against sickle cell disease. The duo partnered with the Embrace Kids Foundation to host a 5K Run/Walk in Liberty State Park in Jersey City, N.J. as the major fundraising component of the campaign. They each set up their own fundraising team for the 5K to see which brother could raise more money Team J-Mac vs Team D-Mac. The loser of the competition agreed to fly to the other's home football city and make a public appearance dressed up as the opposing team mascot. Jason came up just short in the contest and was forced to wear the Pat Patriot outfit.
- Jason and Devin held the first McCourty Brothers Football Camp at St. Joseph Regional High School in New Jersey in 2012.
- McCourty entered the NFL in 2009 with a familiar face accompanying him, Titans first-round pick and former Rutgers star wide receiver Kenny Britt.
- McCourty excelled off the field at Rutgers as he was a semifinalist for the prestigious Vincent dePaul Draddy Trophy given to the college football player with the best combination of academics, community service and on-field performance. He was also named an *ESPN The Magazine* Academic All-District first-team member.
- McCourty and teammate Kenny Britt were featured in the July 2012 issue of *GQ* within the magazine's feature on Nashville.

#### CAREER TRANSACTIONS:

- The Nyack, N.Y., native was selected by the Titans in the sixth round (203rd overall) of the 2009 NFL Draft.

#### SEASON RECAPS:

**2012 (16/16):** Started all 16 games at cornerback for the first time in his career. Tied for the team lead with four interceptions and led the squad with a career-high 17 passes defended. Finished tied for third on the club with 93 tackles. Also posted four tackles for loss, a forced fumble and a fumble recovery. Led or tied for the team lead in tackles four times in 2012 (at MIN, at MIA, at IND, at GB). Led or tied for the team lead in passes defended seven times in 2012 (vs. DET, vs. PIT, at BUF, vs. IND, vs. CHI, vs. NYJ, vs. JAX). Was voted a team captain for the 2012 season by his teammates.

- At Minnesota (10/7), started at cornerback and led the team with 10 tackles and a pass defended. Broke up a pass intended for Jerome Simpson in the first quarter. Stopped Percy Harvin for no gain on a short pass in the third stanza.

- Against Pittsburgh (10/11), started at cornerback and posted five tackles and two passes defended, including an interception. Halted a Steelers' drive by breaking up a pass intended for Antonio Brown in the first quarter. Set up the Titans' first touchdown by recovering a Tim Shaw blocked punt at the Steelers' one-yard line on the final play of the first quarter. Combined with Zach Brown to stop Antonio Brown for a one-yard loss on a short pass in the second quarter. Ended a potential Steelers' scoring drive by intercepting a pass intended for Antonio Brown at the Titans' 12-yard line late in the second quarter.

- At Buffalo (10/21), started at cornerback and posted five tackles and an interception. Got the Titans' offense the ball back late in the fourth quarter by intercepting a Ryan Fitzpatrick third-and-seven pass intended for Donald Jones along the sideline.

- At Miami (11/11), started at cornerback and led the team with eight tackles, a forced fumble, a fumble recovery and a pass defended. Halted a Dolphins' drive and gave the Titans' offense great field position by stripping Reggie Bush and recovering the fumble at the Miami 28-yard line in the first quarter. Broke up a deep pass intended for Brian Hartline in the end zone in the fourth quarter.

- At Indianapolis (12/9), started at cornerback and tied for the team lead with eight tackles, including a stop for loss. Fought through the block and dropped Reggie Wayne for a five-yard loss on a bubble screen in the second quarter.

- Against N.Y. Jets (12/17), started at cornerback and registered five tackles and a career-best two interceptions. Intercepted a Mark Sanchez pass intended for Jeremy Kerley along the sideline in the second quarter. Picked off a Sanchez deep pass intended for Jeff Cumberland on the Jets' opening drive of the second half.

- At Green Bay (12/23), started at cornerback and led the team with 12 tackles.

- Against Jacksonville (12/30), started at cornerback and recorded five tackles and a career-best four passes defended. Halted a Jaguars' drive by knocking down a third-and-one pass intended for Justin Blackmon in the second quarter. Broke up another pass intended for Blackmon late in the second quarter. Knocked down a Hail Mary attempt intended for Jordan Shipley at the end of the second quarter. Deflected a pass intended for Blackmon late in the third stanza.

**2011 (15/15):** Started 15 games at cornerback and tied for the team lead with two interceptions, while also leading the squad with 13 passes defended. Ranked second on the team with 107 tackles. Added a

forced fumble, a fumble recovery and a recovery of a blocked punt for a touchdown. Was inactive with an injury against New Orleans (12/11). Tied for the team lead in tackles once in 2011 (vs. BAL). Led the team in passes defended four times in 2011 (at JAX, vs. TB, vs. JAX, at HST). Registered a career-high 13 tackles against Houston (10/23/11).

- At Jacksonville (9/11), posted seven tackles, a sack, a forced fumble and a pass defended. Broke up a pass intended for Mercedes Lewis in the second quarter. Blitzed and sacked Luke McCown for an 10-yard loss while causing a fumble that was recovered by the Jaguars.
- Against Baltimore (9/18), tied for the team lead with five tackles and an interception. Intercepted a Joe Flacco pass that was deflected by Cortland Finnegan and returned the pick 30 yards to the Ravens' 26-yard line.
- Against Denver (9/25), notched eight tackles and an interception. Picked off a Kyle Orton pass intended for Eric Decker and brought it back 21 yards in the second quarter.
- At Cleveland (10/2), started at cornerback and collected nine tackles and a pass defended. Ended a Browns' drive by breaking up a fourth-and-nine pass intended for Mohamed Massaquoi in the fourth quarter.
- Against Houston (10/23), recorded a career-best 13 tackles.
- Against Indianapolis (10/30), gave the Titans a 10-0 lead by recovering a blocked punt by Patrick Bailey in the end zone for a touchdown in the second quarter. Tipped a pass intended for Pierre Garcon that was then intercepted by Michael Griffin along the sideline in the second quarter.
- Against Cincinnati (11/6), finished second on the squad with nine tackles.
- Against Tampa Bay (11/27), posted seven tackles, a fumble recovery and two passes defended. Deflected a pass intended for Mike Williams on the first play from scrimmage. Recovered a LeGarrette Blount fumble that was forced by Jason Jones early in the first quarter. Broke up a pass intended for Williams in the end zone late in the second stanza.
- At Buffalo (12/4), tallied two tackles before leaving the game in the first quarter with a concussion, which also kept him out of the following game.
- Against Jacksonville (12/24), totaled five tackles and a team-best two passes defended. Halted a Jaguars' drive by breaking up a pass intended for Chastin West on the first play of the fourth quarter. Ended a Jaguars' scoring chance by tipping a pass that was then intercepted by Michael Griffin in the end zone in the fourth quarter.
- At Houston (1/1), started at cornerback and collected nine tackles and a team-best three passes defended. Halted a Texans' drive by breaking up a pass intended for Kevin Walter on third-and-two in the first quarter. Ended a Texans' drive by deflecting a pass intended for Jacoby Jones on third-and-14 in the second quarter. Knocked down a third-and-six pass intended for Jones late in the second quarter.

**2010 (12/6):** Appeared in 12 games with six starts at cornerback and tied for third on the squad with two interceptions. Finished third on the team with 13 passes defended. Led or tied for the team lead in passes defended six times in 2010 (vs. OAK, vs. PIT, at SD, at HST, at KC, at IND). Tied for the team lead in special teams tackles once in 2010 (at KC). Collected his first career interception at N.Y. Giants (9/26/10). Was inactive for four games because of an injury.

- Against Oakland (9/12), started at cornerback and posted eight tackles and two passes defended. Knocked down a pass intended for Darius Heyward-Bey in the third quarter.
- At N.Y. Giants (9/26), started at cornerback before leaving the game in the second quarter with an injury. Collected four tackles and his first career interception. Thwarted a Giants' scoring chance by intercepting an Eli Manning pass in the end zone after the ball was batted up in the air at the goal line by Will Witherspoon in the first quarter.
- At San Diego (10/31), returned to the field in the nickel package and notched two tackles and an interception. Notched a solo tackle on special teams coverage units. Intercepted a pass intended for Seyi Ajirrotutu late in the second quarter. Knocked down a pass intended for Randy McMichael in the third quarter.
- At Kansas City (12/26), played in a reserve role at cornerback in nickel situations and recorded two passes defended. Broke up a deep pass intended for Chris Chambers on third-and-eight in the second quarter. Defended a short pass intended for Chambers late in the second quarter. Tied for the team lead with two special teams tackles on coverage units.
- At Indianapolis (1/2), started at cornerback as the team opened the game in a nickel package and totaled five tackles and a team-best three passes defended. Broke up a third-and-seven pass intended for Pierre Garcon in the first quarter. Defended a deep pass intended for Garcon in the second stanza. Knocked down a pass intended for Garcon in the fourth quarter.

**2009 (15/3):** Ranked second among Titans rookies with 30 tackles and finished third on the team with 12 stops on special teams. Also totaled one tackle for loss and a forced fumble. Started in three contests as the Titans secondary struggled with injuries through September and October. Tied for the team lead in special teams tackles three times (at NYJ, at SF, vs. MIA).

- At N.Y. Jets (9/27), saw limited action at cornerback and collected a solo tackle. Also returned three kickoffs for 72 yards (24.0 avg.) and tied for the team lead with three special teams tackles.
- At Jacksonville (10/4), started his first career NFL contest at cornerback and posted six tackles.
- At Indianapolis (10/11), started at cornerback and posted season-high 11 tackles.
- At New England (10/18), started at cornerback and posted seven tackles.
- Against St. Louis (12/13), made key special teams play in first quarter, racing down the field to bat back Brett Kern's 35-yard punt to allow the ball to be downed at the Rams' three-yard line.
- Against San Diego (12/25), saw significant action at cornerback in the second half after Nick Harper left the game with an injury. Notched five tackles, including a stop for loss and a forced fumble.

#### COLLEGE:

- In a four-year career at Rutgers, totaled 150 tackles, 7.5 tackles for loss, two interceptions, 20 passes defended, two fumble recoveries and a 25.8-yard average on 17 kickoff returns. Played in 47 games with 33 starts.
- As a senior (2008), was named a captain and started all 13 games at cornerback. Totaled 52 tackles, a team-best two interceptions, six passes defended and a fumble recovery. Also assumed kickoff return duties and was second in the Big East with a 26.2 yards per return average in conference games.
- As a junior (2007), totaled 44 tackles, including three tackles for loss and a team-best 12 passes defended in his second full year as the starter at cornerback. Tabbed a preseason second-team All-Big East selection by *Lindy's* and third-team pick by *Athlon*.
- As a sophomore (2006), earned a starting corner spot in preseason and played in 12 games. Finished eighth on the team with 45 tackles and posted four tackles for loss, two passes defended and a fumble recovery. Started seven games, including the last six of the season.
- As a true freshman (2005), played in nine games, including the Insight Bowl, and appeared primarily on special teams. Posted nine tackles, including six solo stops.
- Majored in information technology at Rutgers.

#### PERSONAL:

- Engaged to Melissa and the couple has a daughter, Liana. They split time between Nashville and Montvale, N.J.
- Attended St. Joseph's (Montvale, N.J.) High School and earned All-State recognition from the *Newark Star-Ledger* and the Associated Press and All-League honors as a senior.
- Named an All-Parochial pick as both a junior and senior. Named to MSG High School Heisman Team. Helped New York team to victory in the 2005 Governor's Bowl.
- As a senior, carried the ball 94 times for 1,083 yards, averaging a school-record 11.5 yards per carry. Also posted 15 catches for 407 yards, an average of 27.8 per catch. Accounted for 25 touchdowns for St. Joseph's, which finished the season at 11-1 including a 42-8 win over Pope John in the Parochial Group III Final at Rutgers Stadium.
- Also played defensive back, returning an interception 81 yards for a touchdown against Paterson Eastside.
- Ranked as the 38th-best player in New Jersey by Scout.com.
- Also played basketball for four seasons and was the starting guard on a 26-2 team that won the county championship as a junior. As a senior was named first-team All-County.
- List of favorites: (movie) "Hitch"; (TV show) "King of Queens"; (actor) Jamie Foxx; (music artist/group) Jadakiss; (school subject) math; (car) Nissan Altima which he currently drives; (video game) NCAA College Football; (sports hero) Penny Hardaway; and (food) shrimp.
- Follow McCourty on Twitter at @McCourtyTwins.
- Born Jason McCourty on Aug. 13, 1987 in Nyack, N.Y.

## JASON McCOURTY'S GAME-BY-GAME

### 2009 Tennessee Titans

Date	Opp	W/L	P/S	Tot Solo	Asst	Sk	- Yds	QBP	TFL	Int- Yds	-TD	PD	FF	FR- Yds	SpT
Sept 10	@ Pit	L	p	0	0	0	0.0	0.0	0	0	0	0	0	0	0
Sept 20	Hou	L	p	0	0	0	0.0	0.0	0	0	0	0	0	0	0
Sept 27	@ NYJ	L	p	1	1	0	0.0	0.0	0	0	0	0	0	0	3
Oct 4	@ Jax	L	S	6	4	2	0.0	0.0	0	0	0	0	0	0	1
Oct 11	Ind	L	S	11	8	3	0.0	0.0	0	0	0	0	0	0	0
Oct 18	@ NE	L	S	7	3	4	0.0	0.0	0	0	0	0	0	0	0
Nov 1	Jax	W	p	0	0	0	0.0	0.0	0	0	0	0	0	0	0
Nov 8	@ SF	W	p	0	0	0	0.0	0.0	0	0	0	0	0	0	3
Nov 15	Buf	W	IA												
Nov 23	@ Hou	W	p	0	0	0	0.0	0.0	0	0	0	0	0	0	1
Nov 29	Ari	W	p	0	0	0	0.0	0.0	0	0	0	0	0	0	1
Dec 6	@ Ind	L	p	0	0	0	0.0	0.0	0	0	0	0	0	0	0
Dec 13	StL	W	p	0	0	0	0.0	0.0	0	0	0	0	0	0	1
Dec 20	Mia	W	p	0	0	0	0.0	0.0	0	0	0	0	0	0	2
Dec 25	SD	L	p	5	4	1	0.0	0.0	0	1	0	0	0	1	0
Jan 3	@ Sea	W	p	0	0	0	0.0	0.0	0	0	0	0	0	0	0
<b>Totals</b>				<b>8-8</b>	<b>15/3</b>	<b>30</b>	<b>20</b>	<b>10</b>	<b>0.0</b>	<b>0.0</b>	<b>0</b>	<b>1</b>	<b>0</b>	<b>0</b>	<b>12</b>

Additional Statistics: 3 kickoff returns for 72 yards at N.Y. Jets on Sept. 27, 2009

### 2010 Tennessee Titans

Date	Opp	W/L	P/S	Tot Solo	Asst	Sk	- Yds	QBP	TFL	Int- Yds	-TD	PD	FF	FR- Yds	SpT
Sept 12	Oak	W	S	8	6	2	0.0	0.0	0	0	0	0	2	0	0
Sept 19	Pit	L	S	5	2	3	0.0	0.0	0	0	0	0	1	0	0
Sept 26	@ NYG	W	S	4	2	2	0.0	0.0	0	0	1	0	0	1	0
Oct 3	Den	L	IA												
Oct 10	@ Dal	W	IA												
Oct 18	@ Jax	W	IA												
Oct 24	Phi	W	IA												
Oct 31	@ SD	L	p	2	1	1	0.0	0.0	0	0	1	11	0	1	0
Nov 14	@ Mia	L	p	2	2	0	0.0	0.0	0	0	0	0	1	0	0
Nov 21	Was	L	p	5	5	0	0.0	0.0	0	0	0	0	1	0	0
Nov 28	@ Hou	L	p	5	4	1	0.0	0.0	0	0	0	0	1	0	0
Dec 5	Jax	L	p	0	0	0	0.0	0.0	0	0	0	0	0	0	0
Dec 9	Ind	L	S	4	4	0	0.0	0.0	0	1	0	0	0	0	0
Dec 19	Hou	W	S	5	5	0	0.0	0.0	0	0	0	0	0	0	0
Dec 26	@ KC	L	p	0	0	0	0.0	0.0	0	0	0	0	2	0	2
Jan 2	@ Ind	L	S	5	5	0	0.0	0.0	0	0	0	0	3	0	0
<b>Totals</b>				<b>6-10</b>	<b>12/6</b>	<b>45</b>	<b>36</b>	<b>9</b>	<b>0.0</b>	<b>0.0</b>	<b>0</b>	<b>1</b>	<b>2</b>	<b>11</b>	<b>0</b>

### 2011 Tennessee Titans

Date	Opp	W/L	P/S	Tot Solo	Asst	Sk	- Yds	QBP	TFL	Int- Yds	-TD	PD	FF	FR- Yds	SpT
Sept 11	@ Jax	L	S	7	5	2	1.0	10.0	0	0	0	0	1	1	0
Sept 18	Bal	W	S	5	4	1	0.0	0.0	0	0	1	30	0	1	0
Sept 25	Den	W	S	8	6	2	0.0	0.0	0	0	1	22	0	1	0
Oct 2	@ Cle	W	S	9	7	2	0.0	0.0	0	0	0	0	1	0	0
Oct 9	@ Pit	L	S	10	8	2	0.0	0.0	0	0	0	0	0	1	0
Oct 23	Hou	L	S	13	11	2	0.0	0.0	0	0	0	0	0	0	0
Oct 30	Ind	W	S	5	5	0	0.0	0.0	0	0	0	0	1	0	0
Nov 6	Cin	L	S	9	8	1	0.0	0.0	0	0	0	0	0	0	0
Nov 13	@ Car	W	S	7	5	2	0.0	0.0	0	0	0	0	0	0	0
Nov 20	@ Atl	L	S	5	5	0	0.0	0.0	0	0	0	0	0	0	0
Nov 27	TB	W	S	7	5	2	0.0	0.0	0	0	0	0	2	0	1
Dec 4	@ Buf	W	S	2	1	1	0.0	0.0	0	0	0	0	0	0	0
Dec 11	NO	L	IA												
Dec 18	@ Ind	L	S	6	3	3	0.0	0.0	0	0	0	0	0	0	0
Dec 24	Jax	W	S	5	4	1	0.0	0.0	0	0	0	0	2	0	0
Jan 1	@ Hou	W	S	9	8	1	0.0	0.0	0	0	0	0	3	0	0
<b>Totals</b>				<b>9-7</b>	<b>15/15</b>	<b>107</b>	<b>85</b>	<b>22</b>	<b>1.0</b>	<b>10.0</b>	<b>0</b>	<b>0</b>	<b>2</b>	<b>52</b>	<b>0</b>

### 2012 Tennessee Titans

Date	Opp	W/L	P/S	Tot Solo	Asst	Sk	- Yds	QBP	TFL	Int- Yds	-TD	PD	FF	FR- Yds	SpT
Sept 9	NE	L	S	3	3	0	0.0	0.0	0	1	0	0	0	0	0
Sept 16	@ SD	L	S	5	3	2	0.0	0.0	0	0	0	0	0	0	0
Sept 23	Det	W	S	6	5	1	0.0	0.0	0	0	0	0	1	0	0
Sept 30	@ Hou	L	S	4	4	0	0.0	0.0	0	1	0	0	0	0	0
Oct 7	@ Min	L	S	10	10	0	0.0	0.0	0	0	0	0	1	0	0
Oct 11	Pit	W	S	5	5	0	0.0	0.0	0	0	1	0	0	2	0
Oct 21	@ Buf	W	S	5	2	3	0.0	0.0	0	0	1	0	0	1	0
Oct 28	Ind	L	S	2	2	0	0.0	0.0	0	0	0	0	2	0	0
Nov 4	Chi	L	S	6	5	1	0.0	0.0	0	0	0	0	2	0	0
Nov 11	@ Mia	W	S	8	8	0	0.0	0.0	0	0	0	0	1	1	0
Nov 25	@ Jax	L	S	4	3	1	0.0	0.0	0	0	0	0	0	0	0
Dec 2	Hou	L	S	5	5	0	0.0	0.0	0	1	0	0	0	1	0
Dec 9	@ Ind	L	S	8	6	2	0.0	0.0	0	1	0	0	0	0	0
Dec 17	NYJ	W	S	5	4	1	0.0	0.0	0	0	2	29	0	2	0
Dec 23	@ GB	L	S	12	9	3	0.0	0.0	0	0	0	0	0	0	0
Dec 30	Jax	W	S	5	5	0	0.0	0.0	0	0	0	0	0	4	0
<b>Totals</b>				<b>6-10</b>	<b>16/16</b>	<b>93</b>	<b>79</b>	<b>14</b>	<b>0.0</b>	<b>0.0</b>	<b>0</b>	<b>4</b>	<b>4</b>	<b>29</b>	<b>0</b>

## JASON McCOURTY'S NFL STATISTICS

REGULAR SEASON		TACKLES				INTERCEPTIONS					FUMBLES								
Year	Team	GP	GS	Tot	Solo	Asst	Sk	Yds	QBP	TFL	No	Yds	Lg	TD	PD	FF	FR	Yds	SpT
2009	Tennessee	15	3	30	20	10	0.0	0.0	0	1	0	0	0	0	0	1	0	0	12
2010	Tennessee	12	6	45	36	9	0.0	0.0	0	1	2	11	11	0	13	0	0	0	4
2011	Tennessee	15	15	107	85	22	1.0	10.0	0	0	2	52	30	0	13	1	1	0	0
2012	Tennessee	16	16	93	79	14	0.0	0.0	0	4	4	29	28	0	17	1	1	0	0
<b>NFL Totals</b>		<b>58</b>	<b>40</b>	<b>275</b>	<b>220</b>	<b>55</b>	<b>1.0</b>	<b>10.0</b>	<b>0</b>	<b>6</b>	<b>8</b>	<b>92</b>	<b>30</b>	<b>0</b>	<b>43</b>	<b>3</b>	<b>2</b>	<b>0</b>	<b>16</b>

### Single-Game Highs

- Tackles - 13 vs. Houston (10/23/11)
- Interceptions - 2 vs. N.Y. Jets (12/17/12)
- Sacks - 1 at Jacksonville (9/11/11)
- Passes Defensed - 4 vs. Jacksonville (12/30/12)
- Forced Fumble - 1 at Miami (11/11/12)
- Fumble Recovery - 1 at Miami (11/11/12)
- Special Teams Tackles - 3 (Twice, most recently at San Francisco 11/8/09)

### Additional Career Statistics

- Kickoff Returns - 3 for 72 yards at N.Y. Jets (9/27/09)
- Touchdowns - 1 (recovery of blocked punt in the end zone vs. Indianapolis, 10/30/11)

42



## COLLIN MOONEY

FULLBACK • 5'10" • 238 lbs • COLLEGE: ARMY

ACQUIRED: FREE AGENT - 2012 • NFL EXP. (NFL/TITANS): 1/1

HOMETOWN: KATY, TEXAS

GAMES PLAYED/GAMES STARTED: 2/0 (PLAYOFFS: 0/0)



**PRO:** Collin Mooney is 238-pound fullback that can add depth in the offensive backfield as well as contribute on special teams units. The West Point product originally joined the Titans as a free agent in the 2012 offseason before being released at the end of training camp. Mooney spent the first 12 weeks of his rookie season on the Titans' practice squad before being elevated to the active roster for the first time.

### CAREER HIGHLIGHTS:

- Mooney made his NFL regular-season debut against Houston on Dec. 2, 2012. Four weeks later against Jacksonville (Dec. 30), he recorded his first NFL rushing attempt and totaled five carries for 19 yards.

### TITANS TIDBITS:

- Mooney is a former West Point graduate that signed with the Titans after spending the previous three years fulfilling his commitment to the U.S. Army. He was commissioned in the field artillery branch of the U.S. Army.
- He currently serves in the U.S. Army Reserves, fulfilling his time commitment during the offseason.
- In a team meeting on May 28, 2013, Mooney was surprised by visiting officials from the U.S. Army with an Army Achievement Medal for work Mooney did for the U.S. Army Reserve during the 2013 offseason.
- In 2011, Mooney's childhood friend and West Point roommate, 1st Lt. Dimitri del Castillo, was killed in combat in Afghanistan. Mooney says he thinks about his friend on a daily basis.
- Mooney's paternal grandfather, U.S. Army Colonel Charles Mooney, served in the Korean War and Vietnam during the 1960s and was later stationed at the Pentagon.

### CAREER TRANSACTIONS:

- The Katy, Texas, native was originally signed by the Titans as an undrafted free agent on May 1, 2012.
- Waived by the Titans on Aug. 31, 2012 and signed to the team's practice squad the following day.
- Signed from the practice squad to the active roster on Dec. 1, 2012.
- Waived on Dec. 7, 2012 and signed to the team's practice squad on Dec. 10, 2012.
- Signed from the practice squad to the active roster on Dec. 28, 2012.

### SEASON RECAPS:

**2012 (2/0 - Tennessee):** Saw action in two games as a rookie and carried the ball five times for 19 yards. Spent the other 15 weeks on the team's practice squad.

- Against Houston (12/2), made his NFL debut as a reserve on special teams.

- Against Jacksonville (12/30), played as a reserve at running back and on special teams. Carried the ball five times for 19 yards. Sealed the victory with an eight-yard rumble on third-and-seven during the Titans' final drive.

### COLLEGE:

- Played in 33 career games with 12 starts at Army and rushed for 1,361 career yards and scored nine rushing touchdowns.
- As a senior (2008), started all 12 contests at running back and led the team with 191 rushes for a school-record 1,339 yards and eight touchdowns. Added eight catches for 56 yards.
- Ranked 14th in the nation with 111.6 rushing yards per game. Recorded the 13th 1,000-yard rushing season in Academy history and was the 11th player in West Point history to total more than 200 rushing attempts.
- Was the only player in Academy history to run for 185 or more yards in consecutive games and the only West Pointer to ever reach 170 yards in three straight outings (187 at Tulane, 229 vs. Eastern Michigan, 172 at Buffalo).
- As a junior (2007), played in all 12 contests as an offensive reserve and key special teams contributor. Gained 13 yards rushing on five attempts and added five receptions for 45 yards. Returned two kickoffs for 39 yards.
- As a sophomore (2006), appeared in nine contests and registered one rush from scrimmage for nine yards. Also filled heavy role on special teams.
- As a freshman (2005), did not appear in a game.
- Graduated with a bachelor's degree in management from Army.

### PERSONAL:

- Married to Michalyn Mooney, the couple has two dogs - a boxer named Knox and a malpoo named Chewbacca.
- Received All-State honors at Taylor (Katy, Texas) High School. Was a two-time all-district selection playing both fullback and linebacker positions.
- Named to All-Academic squad all four years and was presented school's "Most Athletic" award as a senior.
- Also lettered twice in baseball and helped team to district championship.
- Served as president of school's chapter of Fellowship of Christian Athletes and was a National Honor Society member that contributed to Peer Assistance Leadership group.
- Broke the Army Physical Fitness Test Bike record (10.9 kilometers).
- On Twitter: @collin\_mooney
- On Instagram: @COLLINMOONEY
- Born Collin Karl Mooney on April 3, 1986 in Katy, Texas.

## COLLIN MOONEY'S GAME-BY-GAME

2012 Tennessee Titans			RUSHING							RECEIVING				
Date	Opp	W/L	P/S	Att	Yds	Avg	Lg	TD	No	Yds	Avg	Lg	TD	
Dec 2	Hou	L	p	0	0	-	0	0	0	0	-	0	0	
Dec 9	@ Ind			Released on Dec. 7, 2012										
Dec 17	NYJ			Practice Squad										
Dec 23	@ GB			Practice Squad										
Dec 30	Jax	W	p	5	19	3.8	8	0	0	0	-	0	0	
<b>Totals</b>		<b>1-1</b>	<b>2/0</b>	<b>5</b>	<b>19</b>	<b>3.8</b>	<b>8</b>	<b>0</b>	<b>0</b>	<b>0</b>	<b>-</b>	<b>0</b>	<b>0</b>	

## COLLIN MOONEY'S NFL STATISTICS

### REGULAR SEASON

REGULAR SEASON		RUSHING								RECEIVING				
Year	Team	GP	GS	Att	Yds	Avg	Lg	TD	No	Yds	Avg	Lg	TD	
2012	Tennessee	2	0	5	19	3.8	8	0	0	0	-	0	0	
<b>NFL Totals</b>		<b>2</b>	<b>0</b>	<b>5</b>	<b>19</b>	<b>3.8</b>	<b>8</b>	<b>0</b>	<b>0</b>	<b>0</b>	<b>-</b>	<b>0</b>	<b>0</b>	

### Single-Game Highs

Rushing Attempts - 5 vs. Jacksonville (12/30/12)

Rushing Yards - 19 vs. Jacksonville (12/30/12)

Long Rush - 8 vs. Jacksonville (12/30/12)

Receptions -

Receiving Yards -

Long Reception -

### Additional Statistics

Special Teams Tackles - 0 (2012)

91



## DERRICK MORGAN

DEFENSIVE END • 6'3" • 271 lbs • COLLEGE: GEORGIA TECH  
 ACQUIRED: 1ST ROUND - 2010 • NFL EXP. (NFL/TITANS): 4/4  
 HOMETOWN: COATESVILLE, PA.  
 GAMES PLAYED/GAMES STARTED: 35/26 (PLAYOFFS: 0/0)



**PRO:** Derrick Morgan enjoyed a healthy, productive 2012 season and showed the promise that made him the Titans' 2010 first-round draft choice. He started all 16 games and led the team with 6.5 sacks and 19 quarterback pressures. In 2011, the 6-foot-3-inch, 273-pounder appeared in 15 games in his second season and led the team with 20 quarterback pressures after returning to the field following a rookie campaign that was cut short by a season-ending knee injury in the team's fourth game. The former Georgia Tech defensive end is an explosive defender equally adept at rushing the passer and stopping the run. Morgan has a reputation as a gritty player with a non-stop motor, and he has the ability to play on either side of the defensive line.

### CAREER HIGHLIGHTS:

- In 2012, Morgan led the team with 6.5 sacks and 19 quarterback pressures, while also posting a career-high 66 tackles.
- In 2011, Morgan appeared in 15 games and led the team with 20 quarterback pressures. He also tallied 47 tackles, 2.5 sacks, three tackles for loss and two passes defended.
- As a rookie in 2010, saw action in four games and amassed 10 tackles and 1.5 sacks before being placed on season-ending injured reserve.
- In 2009, Morgan's junior year, he won Conference Defensive Player of the Year honors after leading the ACC with 12.5 sacks and finishing second in the conference with 18.5 tackles for loss.

### TITANS TIDBITS:

- Morgan changed his jersey number from 90 to 91 during the 2012 offseason. He is familiar with the number 91, having worn it during his three seasons at Georgia Tech. Former Titans defensive lineman Jason Jones wore 91 in Morgan's first two seasons with the club.
- Morgan credits his mother, Pamela Wooden, as his primary role model in life. He also says that she should be credited with his football success, since, even as a single parent, she managed to take him to every practice and every game during his youth.
- Morgan experienced the 2010 NFL Draft as one of the players invited by the league to Radio City Music Hall. He was surrounded by his mother, father, grandparents and other loved ones when NFL Commissioner Roger Goodell announced his name with the 16th overall pick.

### CAREER TRANSACTIONS:

- The Coatesville, Pa., native was selected by the Titans in the first round (16th overall) of the 2010 NFL Draft.

### SEASON RECAPS:

**2012 (16/16):** Started all 16 games at defensive end for the first time in his career. Led the team with 6.5 sacks and 19 quarterback pressures. Also posted a career-high 66 tackles, five tackles for loss, five passes defended, a forced fumble and a fumble recovery. Tied a career-best with eight tackles against New England (9/9/12). Led or tied for the team lead in sacks three times in 2012 (at SD, vs. PIT, vs. JAX). Led or tied for the team lead in quarterback pressures seven times in 2012 (vs. DET, vs. PIT, vs. CHI, at MIA, at JAX, vs. NYJ, at GB). Tied for the team lead in passes defended once in 2012 (at BUF).

- Against New England (9/9), started at defensive end and tied a career-high with eight tackles, including a stop for loss. Stopped Stevan Ridley for a one-yard loss on a rush off right end early in the third quarter. Stuffed Brandon Bolden for no gain on a rush off left tackle late in the fourth quarter.
- At San Diego (9/16), started at defensive end and totaled five tackles, including a sack, a tackle for loss and a quarterback pressure. Teamed

with Robert Johnson to stop Curtis Brinkley for a third-yard loss on a rush off right end in the first stanza. Stopped Eddie Royal for a two-yard loss on a short pass in the second quarter. Ended a Chargers' drive by sacking Philip Rivers for a five-yard loss on third-and-four late in the second quarter.

- Against Pittsburgh (10/11), started at defensive end and posted two tackles, including a sack, a stop for loss, two quarterback pressures and a pass defended. Knocked down a pass intended for Antonio Brown in the second quarter. Ended a Steelers' drive by sacking Ben Roethlisberger for a seven-yard loss on third-and-six in the second quarter. Teamed with Kamerion Wimbley to stop Baron Batch for no gain on a rush up the middle early in the fourth quarter. Stonewalled Batch for a one-yard loss on a rush up the middle in the fourth quarter.

- At Buffalo (10/21), started at defensive end and posted five tackles, a fumble recovery and a pass defended. Teamed with Kamerion Wimbley to stuff C.J. Spiller for a three-yard loss on a rush off right guard in the second stanza. Batted down a pass intended for Fred Jackson in the second quarter. Pounced on a fumble at the Buffalo 32-yard line after Kamerion Wimbley came off the edge and strip-sacked Ryan Fitzpatrick early in the third quarter. Helped get the Titans' offense the ball back late in the fourth quarter by pressuring Ryan Fitzpatrick on a third-and-seven pass that was then intercepted by Jason McCourty along the sideline.

- Against Indianapolis (10/28), started at defensive end and tallied two tackles, a half sack, a forced fumble, a quarterback pressure and a pass defended. Batted down a pass intended for Reggie Wayne at the line of scrimmage in the second quarter. Combined with Kamerion Wimbley to drop Andrew Luck for a four-yard sack and forced a fumble that was recovered by the Colts in the second quarter.

- At Miami (11/11), started at defensive end and recorded three tackles, a team-best four quarterback pressures, a tackle for loss and a pass defended. Stonewalled Reggie Bush for a three-yard loss on a rush off right tackle in the first quarter. Batted down a pass at the line of scrimmage that was intended for Lamar Miller in the second quarter.

- At Indianapolis (12/9), started at defensive end and tallied three tackles, including a sack. Halted a Colts' drive by dropping Andrew Luck for a eight-yard sack on third-and-seven in the second quarter.

- Against N.Y. Jets (12/17), started at defensive end and registered four tackles, including a sack and two quarterback pressures. Sacked Mark Sanchez for a seven-yard loss in the second quarter.

- Against Jacksonville (12/30), started at defensive end and recorded three tackles, including two sacks. Stonewalled Keith Toston for no gain on a Wildcat run in the first quarter. Combined with Kamerion Wimbley to sack Chad Henne for a seven-yard loss in the second quarter. Ended a Jaguars' drive by sacking Chad Henne for a six-yard loss on third-and-five late in the second quarter. Halted a Jaguars' drive by teaming with Akeem Ayers to drop Chad Henne for a six-yard sack on third-and-12 in the fourth quarter.

**2011 (15/10):** Appeared in 15 games with 10 starts and led the team with 20 quarterback pressures. Added 47 tackles, 2.5 sacks, three tackles for loss and two passes defended. Tied for the team lead in tackles once in 2011 (at IND). Tied for the team lead in sacks twice in 2011 (vs. BAL, at CLE). Led or tied for the team lead in quarterback pressures six times in 2011 (at PIT, vs. IND, vs. CIN, at BUF, vs. NO, vs. JAX). Made his first career start against Indianapolis (10/30/11). Was inactive for the season opener at Jacksonville (9/11).

- Against Baltimore (9/18), returned to the lineup as a reserve defensive end and tallied three tackles, a sack and two quarterback pressures. Dropped Joe Flacco for a five-yard sack on the final play of the game.

- Against Denver (9/25), played in a reserve role at defensive end and notched three tackles, including a stop for loss and a quarterback pressure.

Completed a four-play goalline stand by stuffing Willis McGahee for a one-yard loss on a fourth-and-one rush in the final stanza.

- At Cleveland (10/2), played in a reserve role at defensive end and collected three solo tackles, including a sack and a quarterback pressure. Dropped Colt McCoy for a sack late in the fourth quarter.
- Against Indianapolis (10/30), made his first career start at defensive end and posted four tackles, three quarterback pressures and a pass defended. Batted down a pass intended for Pierre Garcon at the line of scrimmage late in the fourth quarter.
- Against Cincinnati (11/6), started at defensive end and notched three tackles, including a stop for loss and a team-best three quarterback pressures. Dropped Cedric Benson for a one-yard loss on a rush off right guard early in the third quarter.
- At Indianapolis (12/18), started at defensive end and tied for the team lead with eight tackles.
- Against Jacksonville (12/24), started at defensive end and totaled seven tackles, a team-best three quarterback pressures, a stop for loss and a pass defended. Stuffed Maurice Jones-Drew for a three-yard loss on a rush off right tackle in the first quarter. Batted down a pass intended for Jarett Dilliard at the line of scrimmage in the second quarter.
- At Houston (1/1), started at defensive end and collected three tackles, including a half sack and a quarterback pressure. Teamed with Jurrell Casey to drop T.J. Yates for a five-yard sack on the Texans' first play from scrimmage.

**2010 (4/0):** Appeared in four games as a reserve defensive end and collected 10 tackles and 1.5 sacks. Placed on injured reserve on Oct. 5, 2010 with a knee injury. Collected his first career sack in his first career game against Oakland (9/12/10). Tied for the team lead in sacks once in 2010 (vs. OAK).

- Against Oakland (9/12), played in a reserve role at defensive end in his first NFL contest and posted a sack and a pass defended. Registered his first career sack by dropping Jason Campbell for an eight-yard loss in the first quarter. Batted down a pass intended for Darren McFadden in the fourth quarter.
- Against Pittsburgh (9/19), played in a reserve role at defensive end and collected five tackles, including a half sack. Halted a Steelers' drive by combining with Tony Brown to sack Charlie Batch for a five-yard loss on third-and-15 in the third quarter.
- Against Denver (10/3), played in a reserve role at defensive end before leaving the game in the second quarter with an injury.

#### COLLEGE:

- In three seasons at Georgia Tech, Morgan totaled 115 tackles, 19.5 sacks, 29.5 tackles for loss, five passes defended, six fumble recoveries and two forced fumbles in 39 games. He played in 12 games as a reserve defensive end during his freshman season and then started all 27 of the team's games during his sophomore and junior seasons at left defensive end. His 19.5 sacks ranked seventh in Georgia Tech history.
- As a junior (2009), named the ACC Defensive Player of the Year after leading the conference (eighth in nation) with 12.5 sacks, which tied for fourth on school's single-season record list. During his team's ACC Championship season, his career-best 55 tackles ranked fifth on the squad. With 18.5 tackles for losses, he ranked second in the ACC and also tied for seventh on Tech's annual record chart. He added one pass defended, two fumble recoveries and two forced fumbles in 14 games. Earned first-team All-American honors from The NFL Draft Report, Associated Press and American Football Coaches Association, and added second-team honors from Walter Camp, *Sports Illustrated* and *The Sporting News*.
- As a sophomore (2008), started all 13 games and ranked second on the team (eighth in ACC) with seven sacks. Also led the team's defensive linemen with 51 tackles and added 9.5 tackles for loss, three passes defended, four fumble recoveries (tied for second in nation) and one blocked field goal.
- As a freshman (2007), saw action in 12 of 13 games as a reserve and registered nine tackles, 1.5 tackles for loss and one pass defended.
- Enrolled in January 2007 and participated in spring practice.
- Majored in business management.

#### PERSONAL:

- Has a son, Elias Lee Morgan.
- Splits time between Nashville and Coatesville, Pa.
- Listed by Rivals.com and SuperPrep as the first-overall prospect in Pennsylvania when he was coming out of Coatesville (Pa.) High School. He earned first-team All-State and league Defensive Player of the Year

honors after collecting seven sacks, six tackles for loss and 47 tackles as a senior defensive end. He also recorded 523 yards and eight touchdowns as a running back.

- Member of Kappa Alpha Psi fraternity.
- Follow Morgan on Twitter at @dmorg91.
- List of favorites: (movie) "Boyz n the Hood"; (TV show) "The Fresh Prince of Bel Air"; (actor) Will Smith; (music artist) The Notorious B.I.G.; (school subject) entrepreneurship; (video game) Call of Duty; (food) pizza; (sports hero) Jerry Rice; and (sports team as a child) San Francisco 49ers.
- Born Derrick Lee Morgan on Jan. 6, 1989 in Lancaster, Pa.



## DERRICK MORGAN'S GAME-BY-GAME

### 2010 Tennessee Titans

Date	Opp	W/L	P/S	Tot Solo	Asst	Sk	- Yds	QBP	TFL	Int - Yds	-TD	PD	FF	FR - Yds	SpT				
Sept 12	Oak	W	p	1	1	0	1.0	8.0	1	0	0	0	0	0	0				
Sept 19	Pit	L	p	5	2	3	0.5	2.5	0	0	0	0	0	0	0				
Sept 26	@ NYG	W	p	4	3	1	0.0	0.0	0	0	0	0	0	0	0				
Oct 3	Den	L	p	0	0	0	0.0	0.0	0	0	0	0	0	0	0				
Oct 10	@ Dal	Placed on injured reserve on Oct. 5, 2010																	
Oct 18	@ Jax																		
Oct 24	Phi																		
Oct 31	@ SD																		
Nov 14	@ Mia																		
Nov 21	Was																		
Nov 28	@ Hou																		
Dec 5	Jax																		
Dec 9	Ind																		
Dec 19	Hou																		
Dec 26	@ KC																		
Jan 2	@ Ind																		
<b>Totals</b>			<b>2-2</b>	<b>4/0</b>	<b>10</b>	<b>6</b>	<b>4</b>	<b>1.5</b>	<b>10.5</b>	<b>1</b>	<b>0</b>	<b>0</b>	<b>0</b>	<b>1</b>	<b>0</b>	<b>0</b>	<b>0</b>	<b>0</b>	<b>0</b>

### 2011 Tennessee Titans

Date	Opp	W/L	P/S	Tot Solo	Asst	Sk	- Yds	QBP	TFL	Int - Yds	-TD	PD	FF	FR - Yds	SpT
Sept 11	@ Jax	L	IA												
Sept 18	Bal	W	p	3	3	0	1.0	5.0	2	0	0	0	0	0	0
Sept 25	Den	W	p	3	1	2	0.0	0.0	1	1	0	0	0	0	0
Oct 2	@ Cle	W	p	3	3	0	1.0	1.0	1	0	0	0	0	0	0
Oct 9	@ Pit	L	p	2	0	2	0.0	0.0	2	0	0	0	0	0	0
Oct 23	Hou	L	p	1	0	1	0.0	0.0	0	0	0	0	0	0	0
Oct 30	Ind	W	S	4	2	2	0.0	0.0	3	0	0	0	1	0	0
Nov 6	Cin	L	S	3	1	2	0.0	0.0	3	1	0	0	0	0	0

Nov 13	@ Car	W	S	3	2	1	0.0	0.0	0	0	0	0	0	0	0				
Nov 20	@ Atl	L	S	2	1	1	0.0	0.0	0	0	0	0	0	0	0				
Nov 27	TB	W	S	0	0	0	0.0	0.0	0	0	0	0	0	0	0				
Dec 4	@ Buf	W	S	1	0	1	0.0	0.0	2	0	0	0	0	0	0				
Dec 11	NO	L	S	4	1	3	0.0	0.0	2	0	0	0	0	0	0				
Dec 18	@ Ind	L	S	8	4	4	0.0	0.0	0	0	0	0	0	0	0				
Dec 24	Jax	W	S	7	5	2	0.0	0.0	3	1	0	0	1	0	0				
Jan 1	@ Hou	W	S	3	0	3	0.5	2.5	1	0	0	0	0	0	0				
<b>Totals</b>		<b>9-7</b>	<b>15/10</b>	<b>47</b>	<b>23</b>	<b>24</b>	<b>2.5</b>	<b>8.5</b>	<b>20</b>	<b>3</b>	<b>0</b>	<b>0</b>	<b>0</b>	<b>2</b>	<b>0</b>	<b>0</b>	<b>0</b>	<b>0</b>	<b>0</b>

### 2012 Tennessee Titans

Date	Opp	W/L	P/S	Tot Solo	Asst	Sk	- Yds	QBP	TFL	Int - Yds	-TD	PD	FF	FR - Yds	SpT			
Sept 9	NE	L	S	8	7	1	0.0	0.0	0	1	0	0	0	0	0			
Sept 16	@ SD	L	S	5	3	2	1.0	6.0	1	1	0	0	0	0	0			
Sept 23	Det	W	S	5	3	2	0.0	0.0	2	0	0	0	0	0	0			
Sept 30	@ Hou	L	S	4	3	1	0.0	0.0	1	1	0	0	0	0	0			
Oct 7	@ Min	L	S	6	2	4	0.0	0.0	0	0	0	0	0	0	0			
Oct 11	Pit	W	S	2	1	1	1.0	7.0	2	1	0	0	1	0	0			
Oct 21	@ Buf	W	S	5	1	4	0.0	0.0	0	0	0	0	1	0	1			
Oct 28	Ind	L	S	2	0	2	0.5	2.0	1	0	0	0	1	1	0			
Nov 4	Chi	L	S	5	1	4	0.0	0.0	1	0	0	0	1	0	0			
Nov 11	@ Mia	W	S	3	1	2	0.0	0.0	4	1	0	0	1	0	0			
Nov 25	@ Jax	L	S	3	3	0	0.0	0.0	1	0	0	0	0	0	0			
Dec 2	Hou	L	S	5	3	2	0.0	0.0	1	0	0	0	0	0	0			
Dec 9	@ Ind	L	S	3	3	0	1.0	8.0	0	0	0	0	0	0	0			
Dec 17	NYJ	W	S	4	1	3	1.0	7.0	2	0	0	0	0	0	0			
Dec 23	@ GB	L	S	3	2	1	0.0	0.0	3	0	0	0	0	0	0			
Dec 30	Jax	W	S	3	1	2	2.0	12.5	0	0	0	0	0	0	0			
<b>Totals</b>		<b>6-10</b>	<b>16/16</b>	<b>66</b>	<b>35</b>	<b>31</b>	<b>6.5</b>	<b>42.5</b>	<b>19</b>	<b>5</b>	<b>0</b>	<b>0</b>	<b>0</b>	<b>5</b>	<b>1</b>	<b>1</b>	<b>0</b>	<b>0</b>

## DERRICK MORGAN'S NFL STATISTICS

REGULAR SEASON		TACKLES								INTERCEPTIONS					FUMBLES				
Year	Team	GP	GS	Tot	Solo	Asst	Sk	Yds	QBP	TFL	No	Yds	Lg	TD	PD	FF	FR	Yds	SpT
2010	Tennessee	4	0	10	6	4	1.5	10.5	1	0	0	0	0	0	1	0	0	0	0
2011	Tennessee	15	10	47	23	24	2.5	8.5	20	3	0	0	0	2	0	0	0	0	0
2012	Tennessee	16	16	66	35	31	6.5	42.5	19	5	0	0	0	5	1	1	0	0	0
<b>NFL Totals</b>		<b>35</b>	<b>26</b>	<b>123</b>	<b>64</b>	<b>59</b>	<b>10.5</b>	<b>61.5</b>	<b>40</b>	<b>8</b>	<b>0</b>	<b>0</b>	<b>0</b>	<b>0</b>	<b>8</b>	<b>1</b>	<b>1</b>	<b>0</b>	<b>0</b>

### Single-Game Highs

Tackles - 8 (Twice, last vs. New England 9/9/12)  
 Sacks - 2 vs. Jacksonville (12/30/12)  
 Quarterback Pressures - 4 at Miami (11/11/12)

Fumble Recovery - 1 at Buffalo (10/21/12)  
 Forced Fumble - 1 vs. Indianapolis (10/28/12)

66



## MIKE OTTO

TACKLE • 6'5" • 308 lbs • COLLEGE: PURDUE  
 ACQUIRED: 7TH ROUND - 2007 • NFL EXP. (NFL/TITANS): 6/6  
 HOMETOWN: KOKOMO, IND.  
 GAMES PLAYED/GAMES STARTED: 47/5 (PLAYOFFS: 1/0)



**PRO:** Mike Otto brings reliable depth and durability to a veteran group of offensive linemen. Labeled by Titans coaches as a versatile lineman that can play tackle or guard, the former seventh round pick will contend for the primary backup tackle position again in 2012.

### TITANS TIDBITS:

- Otto's decision to attend Purdue and play football was heavily supported because of his family's deep roots at the university. His father, Ken, played basketball at Purdue from 1971 to 1973, and his mother, Judy; sister, Jennifer; brother, Brian; two uncles; and three aunts also are Purdue graduates.
- Otto's most interesting job in high school was working as a groundskeeper for a cemetery. Looking for an opportunity to make money as a teenager, Otto didn't mind the strange location. His duties consisted of mowing the grass, attending to the flowers and making sure the tombstones stayed upright.
- Otto's great appreciation for blues and rock music has inspired him to one day open up a blues and rock bar where people can listen to live music.
- Otto enjoys traveling around the world during the offseason. In 2008, he visited Taiwan for a week with his brother-in-law to learn the culture and experience the country. In March 2010, he spent a week golfing in Ireland. In 2012, he and his then girlfriend, Katrina, spent two weeks in Brussels, London and Amsterdam with teammate Michael Roos and his wife. In 2013, he got married to Katrina in Ireland.

### CAREER TRANSACTIONS:

- A native of Kokomo, Ind., Otto was selected by the Titans in the seventh round (223rd overall) in the 2007 NFL Draft.

### SEASON RECAPS:

**2012 (6/3):** Saw action in six games with three starts, two at right tackle and one at left tackle. Was inactive for seven games, including the first six contests. Dressed but did not play in three games.

- Against Indianapolis (10/28), started for the first time at left tackle in place of an injured Michael Roos.
- At Miami (11/11), saw limited action as a reserve at right tackle late in the fourth quarter.
- Against Houston (12/2), saw significant action as a reserve at right tackle after David Stewart left the game early in the first quarter with an injury.
- At Indianapolis (12/9), started at right tackle.
- Against N.Y. Jets (12/17), started at right tackle and helped open holes for Titans' ball carriers to gain 167 yards on the ground.

**2011 (15/1):** Appeared in 15 games primarily on special teams with one start on the offensive front. Registered his first career start on the offensive line at right tackle against Tampa Bay (11/27/11).

- Against Denver (9/25), played as a reserve on special teams and as an extra tackle on the goalline.
- At Pittsburgh (10/9), saw action as a reserve as an extra tight end and on special teams.
- Against Indianapolis (10/30), saw action as an extra tight end and on special teams.
- At Carolina (11/13), saw action as a reserve on special teams and as an extra tight end.
- At Atlanta (11/20), saw action at right tackle after David Stewart left the game in the second quarter with an injury. Was a part of an offensive line that allowed just one sack on 44 pass attempts.
- Against Tampa Bay (11/27), made his first career start at right tackle

and was a member of an offensive front that opened holes for Titans' ball carriers to gain 202 yards on the ground, including 190 rush yards by Chris Johnson.

- At Buffalo (12/4), dressed but did not play.
- At Houston (1/1), saw action on special teams but left the game with an injury after the opening kickoff.

**2010 (11/1):** Appeared in the final 11 games with one start as an extra tight end/tackle. Saw action on offense in games at Jacksonville (10/18), against Washington (11/21), at Houston (11/28), against Houston (12/19) and at Indianapolis (1/2).

- At Jacksonville (10/18), saw his first action of the season as a reserve on special teams and as an extra tackle in short-yardage situations.
- Against Washington (11/21), started as an extra tight end as the team opened the game in a two tight end set. Part of an offensive front that blocked for Titans' rushers to gain 151 yards on 25 carries.

**2009 (14/0):** Played in 14 games primarily on special teams in his third season. Was inactive with an injury against Jacksonville (11/1) and at San Francisco (11/8).

**2008 (1/0, 1/0):** Was listed as an inactive for the first 15 games of the season. Played in his first career NFL game at Indianapolis (12/28). Saw action in a reserve role on special teams against Baltimore (1/10).

**2007 (0/0, 0/0):** Spent the entire 2007 regular season on the Titans' practice squad. Signed to the active roster from the practice squad on Jan. 4, 2008.

- In AFC Wild Card Game at San Diego (1/6), dressed but did not play.

### COLLEGE:

- The anchor for the Boilermakers offensive line during his four-year career, Otto broke the school record with 51 career starts.
- As a senior co-captain, Otto started all 14 games at left tackle and helped Purdue rank first in Big Ten and 13th nationally in total offense. Earned second team All-Big Ten by the coaches, honorable mention All-Big Ten by the media, Academic All-Big Ten and was named a semifinalist for the Draddy Award for his academic success, football performance and exemplary community leadership. Received team's Noble E. Kizer Award for the top grade-point average last two semesters.
- As a junior, started all 11 games and earned honorable mention All-Big Ten by coaches and media. Was part of offensive line that allowed only nine sacks out of 428 passing attempts (one every 47.6 passes). Also named Academic All-Big Ten.
- As a sophomore, started all 12 games at left tackle and helped Boilermakers rank fourth in nation in passing offense at 321.2 yards per game.
- As a redshirt freshman, started all 13 games at left tackle and named first team Freshman All-American by Collegefootballnews.com, Rivals.com and The Sporting News. Selected to Big Ten All-Freshman team by The Sporting News and earned honorable mention All-Big Ten by coaches and media. Also named Academic All-Big Ten.
- Majored in organizational leadership and supervision.

### PERSONAL:

- Married to Katrina and splits time between Nashville and Kokomo, Ind.
- Attended Maconaquah (Kokomo, Ind.) High School and earned first-team All-State as senior and junior at offensive guard. Also saw action at

defensive end.

- Also lettered in basketball and track in high school.
- Hobbies include playing guitar and listening to music.
- Follow Otto on Twitter at @amishwizard66.
- List of favorites: (movie) "Garden State"; (TV show) "Scrubs"; (actress) Natalie Portman; (musician) Warren Zevon; (sports hero growing up) Tony Boselli; (school subject) history; (vacation getaway) Australia; (food) steak; and (car) Cadillac STS.
- Born Michael Everett Otto on July 24, 1983 in Kokomo, Ind.

## MIKE OTTO'S NFL STATISTICS

### REGULAR SEASON

Year	Team	GP	GS
2007	Tennessee	0	0
2008	Tennessee	1	0
2009	Tennessee	14	0
2010	Tennessee	11	1
2011	Tennessee	15	1
2012	Tennessee	6	3
<b>NFL Totals</b>		<b>47</b>	<b>5</b>

### PLAYOFFS

Year	Team	GP	GS
2007	Tennessee	0	0
2008	Tennessee	1	0
<b>Playoff Totals</b>		<b>1</b>	<b>0</b>

### Starts Breakdown:

2010 - TE 1; 2011 - RT 1; 2012 - LT 1, RT 2

### Additional Statistics:

Tackles - 1 (2011)

35



## JALEN PARMELE

RUNNING BACK • 5'11" • 223 lbs • COLLEGE: TOLEDO  
 ACQUIRED: UNRESTRICTED FREE AGENT (JAX) - 2013  
 NFL EXP. (NFL/TITANS): 4/1 • HOMETOWN: MIDLAND, MICH.  
 GAMES PLAYED/GAMES STARTED: 35/2 (PLAYOFFS: 4/0)



**PRO:** The Titans added Jalen Parmele to the roster during the 2013 offseason to provide competition at the running back position, as a kickoff returner, and on special teams coverage units. Parmele previously played with the Baltimore Ravens (2008–2010) and Jacksonville Jaguars (2012), totaling 35 games and two starts before arriving in Tennessee. The former Toledo Rocket was originally drafted in 2008 by the Miami Dolphins.

### CAREER HIGHLIGHTS:

- In 2012, Parmele's only season in Jacksonville, he set career highs in starts (two), carries (40), rushing yards (143) and receptions (seven).
- In 2010, he played in all 16 games for the first time in his career and led the Ravens with 24 kickoff returns for 562 yards (23.4-yard avg.).

### CAREER TRANSACTIONS:

- The Midland, Mich., native was originally selected by the Miami Dolphins in the sixth round (176th overall) in the 2008 NFL Draft.
- Waived by the Dolphins on Sept. 24, 2008 and signed to the Dolphins practice squad on Sept. 26, 2008.
- Signed by the Baltimore Ravens off the Dolphins practice squad on Dec. 10, 2008.
- Re-signed by the Ravens as an exclusive rights free agent on April 16, 2010.
- Re-signed by the Ravens as an unrestricted free agent on July 30, 2011.
- Waived by the Ravens on Sept. 3, 2011.
- Signed by the Jacksonville Jaguars as a free agent on May 1, 2012.
- Signed by the Titans as a free agent on May 8, 2013.

### SEASON RECAPS:

**2012 (11/2 - Jacksonville):** In his first season in Jacksonville, played in 11 games with a pair of starts. Recorded 40 rushing attempts for 143 yards (3.6 avg.).

- At Minnesota (9/9), in his Jaguars debut, saw limited action and had one rush for no gain. Returned three kickoffs for a total of 63 yards (21.0 avg) and added one special teams tackle.
- Against Houston (9/16), returned three kickoffs for a total of 79 yards (26.3 avg) with a long return of 38 yards.
- At Green Bay (10/28), rushed two times for three yards and made one reception for 16 yards.
- Against Detroit (11/4), rushed five times for 15 yards and made one reception for eight yards. Returned two kickoffs for a total of 48 yards, including a 25-yard return.
- Against Indianapolis (11/8), played at running back and made a season-high three special teams tackles.
- At Houston (11/18), made first career start at running back and rushed a career-high 24 times for 80 yards.
- Against Tennessee (11/25), Rushed eight times for 45 yards and made one reception for seven yards.
- Placed on injured reserve (groin) on Nov. 27.

**2011 (0/0):** Out of football after being released by the Ravens in the final roster cutdown. Rushed 25 times for 76 yards and one touchdown in the preseason.

**2010 (16/0, 2/0 - Baltimore):** Played in all 16 games and led the team with 24 kickoff returns for 562 yards (23.4 avg.), including a long of 39 yards. Ranked third on the team with 12 special teams tackles. Played in both postseason games and averaged 21.7 yards on three kickoff returns

- Against New Orleans (12/19), recorded a career-high four special teams tackles and returned three kickoffs for 26.3-yard average.
- At Kansas City (1/9), had four rushes for 13 yards in the AFC Wild Card game.

**2009 (7/0, 2/0 - Baltimore):** Appeared in seven games and totaled seven special teams tackles and a 31.4-yard average on nine kickoff returns. Recorded five kickoff returns for a 19.4-yard average in two postseason games.

- Against Detroit (12/13), rushed five times for 17 yards.
- Against Chicago (12/20), posted three special teams tackles and a fumble recovery.
- At Pittsburgh (12/27), had 29.0-yard average on five kickoff returns with a long of 45 yards.
- At Oakland (1/3), returned four kickoffs for 138 yards (34.5 avg.), including a career-long 53-yarder. Also tied for team-lead with two special teams tackles

**2008 (1/0 - Baltimore):** Saw action in one game for the Ravens after being signed off Miami's practice squad Dec. 10.

- Against Jacksonville (12/28), made his NFL debut and carried the ball two times for 27 yards.

### COLLEGE:

- Four-year letterman at Toledo, where he totaled 589 carries for 3,119 yards (5.3 avg.) and 28 touchdowns.
- As a senior, started all 12 games and earned All-Mid-American Conference honors. Played in the Hula Bowl following senior season. Ranked ninth in country with 1,511 yards on 276 carries and scored a career-high 14 touchdowns. Added 17 receptions for 157 yards and one touchdown along with 20 kickoff returns for a 28.0-yard average. Had an 82-yard kickoff return for a touchdown.
- As a junior, named first-team All-MAC, carrying the ball 207 times for 1,131 yards and eight touchdowns. Finished with five 100-yard rushing games.
- Majored in information systems.

### PERSONAL:

- Married to Stacey with two sons, Jayan and Dejhon, and splits time between Nashville and Midland, Mich.
- Attended H.H. Dow (Midland, Mich.) High School, where as a senior he was named first-team All-Class A All-State after rushing for 1,507 yards and 23 touchdowns. Also lettered in track and basketball.
- Earned league All-Academic honors as a high school sophomore, junior and senior.
- List of favorites: (movie) "Snatch"; (TV show) "MasterChef"; (actress) Zoe Saldana; (video game) Assassin's Creed; (car) Dodge Charger SRT8; and (sports hero) Barry Sanders.
- Born Justin Alexander Parmele on Dec. 30, 1985 in Boynton Beach, Fla.

## JALEN PARMELE'S NFL STATISTICS

### REGULAR SEASON

Year	Team	REGULAR SEASON		RUSHING					RECEIVING				
		GP	GS	No	Yds	Avg	Lg	TD	Att	Yds	Avg	Lg	TD
2008	Baltimore	1	0	2	27	13.5	31	0	0	0	-	-	0
2009	Baltimore	7	0	5	17	3.4	7	0	0	0	-	-	0
2010	Baltimore	16	0	0	0	-	-	0	0	0	-	-	0
2012	Jacksonville	11	2	40	143	3.6	28	0	7	60	8.6	26	0
<b>NFL Totals</b>		<b>35</b>	<b>2</b>	<b>47</b>	<b>187</b>	<b>4.0</b>	<b>31</b>	<b>0</b>	<b>7</b>	<b>60</b>	<b>8.6</b>	<b>26</b>	<b>0</b>

### REGULAR SEASON

Year	Team	PUNT RETURNS					KICKOFF RETURNS					
		No	FC	Yds	Avg	Lg	TD	No	Yds	Avg	Lg	TD
2008	Baltimore	0	0	0	-	-	0	0	0	-	-	0
2009	Baltimore	0	0	0	-	-	0	9	283	31.4	53	0
2010	Baltimore	0	0	0	-	-	0	24	562	23.4	39	0
2012	Jacksonville	0	0	0	-	-	0	10	233	23.3	38	0
<b>NFL Totals</b>		<b>0</b>	<b>0</b>	<b>0</b>	<b>-</b>	<b>-</b>	<b>0</b>	<b>43</b>	<b>1078</b>	<b>25.1</b>	<b>53</b>	<b>0</b>

### PLAYOFFS

Year	Team	PLAYOFFS		RUSHING					RECEIVING				
		GP	GS	Att	Yds	Avg	Lg	TD	No	Yds	Avg	Lg	TD
2009	Baltimore	2	0	0	0	-	-	0	0	0	-	-	0
2010	Baltimore	2	0	4	13	3.3	6	0	0	0	-	-	0
<b>Playoff Totals</b>		<b>4</b>	<b>0</b>	<b>4</b>	<b>13</b>	<b>3.3</b>	<b>6</b>	<b>0</b>	<b>0</b>	<b>0</b>	<b>-</b>	<b>-</b>	<b>0</b>

### PLAYOFFS

Year	Team	PUNT RETURNS					KICKOFF RETURNS					
		No	FC	Yds	Avg	Lg	TD	No	Yds	Avg	Lg	TD
2009	Baltimore	0	0	0	-	-	0	5	97	19.4	26	0
2010	Baltimore	0	0	0	-	-	0	3	65	21.7	29	0
<b>NFL Totals</b>		<b>0</b>	<b>0</b>	<b>0</b>	<b>-</b>	<b>-</b>	<b>0</b>	<b>8</b>	<b>162</b>	<b>20.3</b>	<b>29</b>	<b>0</b>

#### Single-Game Highs

Rushing Attempts - 24 at Houston (11/18/12)  
 Rushing Yards - 80 at Houston (11/18/12)  
 Long Rush - 31 vs. Jacksonville (12/28/08)  
 Receptions - 3 at Houston (11/18/12)  
 Receiving Yards - 26 vs. Indianapolis (11/08/12)  
 Long Reception - 26 vs. Indianapolis (11/08/12)  
 Kickoff Returns - 5 at Pittsburgh (12/27/09)  
 Kickoff Return Yards - 145 at Pittsburgh (12/27/09)  
 Long Kickoff Return - 53 at Oakland (1/3/10)

#### Playoff Single-Game Highs

Rushing Attempts - 4 at Kansas City (1/9/11)  
 Rushing Yards - 13 at Kansas City (1/9/11)  
 Long Rush - 6 at Kansas City (1/9/11)  
 Kickoff Returns - 3 at Indianapolis (1/16/10)  
 Kickoff Return Yards - 66 at Indianapolis (1/16/10)  
 Long Kickoff Return - 29 at Kansas City (1/9/11)

92



## ROPATI PITOITUA

DEFENSIVE END • 6'8" • 298 lbs • COLLEGE: WASHINGTON STATE  
 ACQUIRED: UNRESTRICTED FREE AGENT (KC) - 2013  
 NFL EXP. (NFL/TITANS): 4/1 • HOMETOWN: LAKEWOOD, WASH.  
 GAMES PLAYED/GAMES STARTED: 37/10 (PLAYOFFS: 0/0)



**PRO:** Early during the 2013 offseason, the Titans signed Ropati Pitoitua (pronounced roe-POT-ee pee-TOE-uh-too-ah) as an unrestricted free agent to add experience and size to the defensive end rotation. Pitoitua's 6-foot-8, 298-pound frame makes him an ideal run-stopping end in the team's base defense. The former Washington State Cougar joined the New York Jets in 2008 and appeared in 22 total games through the 2011 season. In 2012, he signed with the Kansas City Chiefs and played in 15 games with 10 starts in his only campaign with the club.

### CAREER HIGHLIGHTS:

- In 2012, Pitoitua joined the Kansas City Chiefs and set career highs in virtually every category, including games (15), starts (10) and sacks (two).
- Pitoitua notched his first multi-sack game against San Diego on Sept. 30, 2012, dropping Philip Rivers on two occasions.
- In four seasons with the New York Jets (2008-11), saw action in 22 games with 22 tackles, three tackles for loss and one sack.

### TITANS TIDBITS:

- Pitoitua was born in Samoa. He came to the United States in 1995.

### CAREER TRANSACTIONS:

- The Samoa native was originally signed by the New York Jets as a rookie free agent on May 2, 2008.
- Released by Jets on Sept. 2, 2008 and added to the Jets practice squad the following day.
- Released from the practice squad by the Jets on Dec. 17, 2008.
- Signed with Jets as a free agent on Dec. 30, 2008.
- Released by Jets on May 2, 2011.
- Signed with the Kansas City Chiefs on May 8, 2012.
- Signed by the Titans as an unrestricted free agent on March 25, 2013.

### SEASON RECAPS:

**2012 (15/10 - Kansas City):** In his first season with the Chiefs, set career highs in games (15), starts (10), tackles (51), tackles for loss (five), sacks (two), forced fumbles (one) and quarterback pressures (four).

- Against San Diego (9/30), recorded six tackles, two tackles for loss, a career-high two sacks and two quarterback pressures. Dropped quarterback Philip Rivers for losses of six yards and four yards.
- At Cleveland (12/9), established a career high with nine total tackles, including a tackle for loss.

**2011 (14/0 - N.Y. Jets):** Played in 14 games, establishing career-highs with 19 tackles (11 solo), three tackles for loss and one sack.

- At Baltimore (10/2), recorded a season-high four tackles, including a tackle for loss.
- At New England (10/9), registered his first career sack.

**2010 (0/0 - N.Y. Jets):** Spent the entire season on injured reserve with an Achilles injury suffered in the preseason.

**2009 (8/0 - N.Y. Jets):** Played in eight games, registering three tackles (two solo). Was inactive for eight contests in the regular season and all three postseason games.

- At Houston (9/13), made his NFL debut.
- Against Carolina (11/29), recorded his first NFL tackle.

**2008 (0/0 - N.Y. Jets):** Spent the first 15 weeks on the practice squad before being placed on the practice squad injured list on Dec. 16.

### COLLEGE:

- Played in 36 games (25 starts) at Washington State, amassing 116 tackles (58 solo), 19.0 tackles for loss (-83.0 yards), 8.5 sacks (-59.0 yards), two forced fumbles, one fumble recovery and two passes defended.
- As a senior (2007), started all 12 games, collecting 42 tackles (20 solo), five quarterback pressures and one pass defended. Earned the Leon Bender Award as well as Defensive Lineman of the Year recognition.
- As a junior (2006), started nine games and recorded 37 tackles (16 solo), a career-best 7.5 tackles for loss (-24.0 yards), 2.5 sacks (-12.0 yards) and four quarterback pressures.
- As a sophomore (2005), played in seven games, registering 13 tackles (six solo), 1.0 sack (-5.0 yards) and one forced fumble.
- As a freshman (2004), saw action in eight games (four starts), registering 24 tackles (16 solo), 5.5 tackles for loss (-44.0 yards), a career-high 5.0 sacks (-42.0 yards), one forced fumble, one fumble recovery and one pass defended. Named to *The Sporting News* Pac-10 All-Freshman Team.
- Majored in humanities.

### PERSONAL:

- Played at Clover Park (Lakewood, Wash.) High School for the first time as a junior.
- Named the Seamount League Defensive Player of the Year award as a senior in 2002.
- Born Ropati Pitoitua on April 6, 1985 in American Samoa.

## ROPATI PITOITUA'S GAME-BY-GAME

### 2009 New York Jets

Date	Opp	W/L	P/S	Tot Solo	Asst	Sk - Yds	QBP	TFL	Int - Yds	-TD	PD	FF	FR - Yds	SpT
Sept 13	@ Hou	W	p	0	0	0.0	0.0	0	0	0	0	0	0	0
Sept 20	NE	W					Inactive							
Sept 27	Ten	W					Inactive							
Oct 4	@ NO	L					Inactive							
Oct 12	@ Mia	L					Inactive							
Oct 18	Buf	L	p	0	0	0.0	0.0	0	0	0	0	0	0	0
Oct 25	@ Oak	W	p	0	0	0.0	0.0	0	0	0	0	0	0	0
Nov 1	Mia	L	p	0	0	0.0	0.0	0	0	0	0	0	0	0
Nov 15	Jax	L	p	0	0	0.0	0.0	0	0	0	0	0	0	0
Nov 22	@ NE	L					Inactive							
Nov 29	Car	W	p	1	1	0.0	0.0	0	0	0	0	0	0	0
Dec 3	@ Buf	W					Inactive							
Dec 13	@ TB	W					Inactive							
Dec 20	Atl	L	p	2	1	1.0	0.0	0	0	0	0	0	0	0
Dec 27	@ Ind	W					Inactive							
Jan 3	Cin	W	p	0	0	0.0	0.0	0	0	0	0	0	0	0
<b>Totals</b>			<b>9-7</b>	<b>8/0</b>	<b>3</b>	<b>2</b>	<b>1</b>	<b>0.0</b>	<b>0.0</b>	<b>0</b>	<b>0</b>	<b>0</b>	<b>0</b>	<b>0</b>

### 2011 New York Jets

Date	Opp	W/L	P/S	Tot Solo	Asst	Sk - Yds	QBP	TFL	Int - Yds	-TD	PD	FF	FR - Yds	SpT
Sept 11	Dal	W	p	1	1	0.0	0.0	0	0	0	0	0	0	0
Sept 18	Jax	W	p	0	0	0.0	0.0	0	0	0	0	0	0	0
Sept 25	@ Oak	L	p	2	1	1.0	0.0	0	1	0	0	0	0	0
Oct 2	@ Bal	L	p	4	3	1.0	0.0	0	1	0	0	0	0	0
Oct 9	@ NE	L	p	2	1	1.0	6.0	0	0	0	0	0	0	0
Oct 17	Mia	W					Inactive							
Oct 23	SD	W	p	1	1	0.0	0.0	0	0	0	0	0	0	0
Nov 6	@ Buf	W	p	1	0	1.0	0.0	0	0.5	0	0	0	0	0
Nov 13	NE	L	p	2	1	1.0	0.0	0	0	0	0	0	0	0
Nov 17	@ Den	L	p	2	2	0.0	0.0	0	0	0	0	0	0	0
Nov 27	Buf	W	p	2	0	2.0	0.0	0	0.5	0	0	0	0	0
Dec 4	@ Was	W	p	1	0	1.0	0.0	0	0	0	0	0	0	0
Dec 11	KC	W	p	1	1	0.0	0.0	0	0	0	0	0	0	0
Dec 18	@ Phi	L	p	0	0	0.0	0.0	0	0	0	0	0	0	0
Dec 24	NYG	L					Inactive							
Jan 1	@ Mia	L	p	0	0	0.0	0.0	0	0	0	0	0	0	0
<b>Totals</b>			<b>8-8</b>	<b>14/0</b>	<b>19</b>	<b>11</b>	<b>8</b>	<b>1.0</b>	<b>6.0</b>	<b>0</b>	<b>3</b>	<b>0</b>	<b>0</b>	<b>0</b>

### 2012 Kansas City Chiefs

Date	Opp	W/L	P/S	Tot Solo	Asst	Sk - Yds	QBP	TFL	Int - Yds	-TD	PD	FF	FR - Yds	SpT
Sept 9	Atl	L	p	1	1	0.0	0.0	0	0	0	0	0	0	0
Sept 16	@ Buf	L	p	3	1	2.0	0.0	0	0	0	0	0	0	0
Sept 23	@ NO	W	p	1	1	0.0	0.0	1	0	0	0	0	0	0
Sept 30	SD	L	S	6	6	0	2.0	10.0	2	2	0	0	0	0
Oct 7	Bal	L					Inactive							
Oct 14	@ TB	L	S	2	1	1.0	0.0	0	1	0	0	0	0	0
Oct 28	Oak	L	S	3	2	1.0	0.0	1	0	0	0	1	0	0
Nov 1	@ SD	L	p	4	2	2.0	0.0	0	0	0	0	0	0	0
Nov 12	@ Pit	L	S	5	1	4.0	0.0	0	0	0	0	0	0	0
Nov 18	Cin	L	S	2	2	0.0	0.0	0	0	0	0	0	0	0
Nov 25	Den	L	p	1	1	0.0	0.0	0	1	0	0	0	0	0
Dec 2	Car	W	S	0	0	0.0	0.0	0	0	0	0	0	0	0
Dec 9	@ Cle	L	S	9	7	2.0	0.0	0	1	0	0	0	0	0
Dec 16	@ Oak	L	S	4	4	0.0	0.0	0	0	0	0	0	0	0
Dec 23	Ind	L	S	4	4	0.0	0.0	0	0	0	0	1	0	0
Dec 30	@ Den	L	S	6	4	2.0	0.0	0	0	0	0	0	0	0
<b>Totals</b>			<b>2-14</b>	<b>15/10</b>	<b>51</b>	<b>32</b>	<b>19</b>	<b>2.0</b>	<b>10.0</b>	<b>4</b>	<b>5</b>	<b>0</b>	<b>0</b>	<b>1</b>

## ROPATI PITOITUA'S NFL STATISTICS

REGULAR SEASON		TACKLES								INTERCEPTIONS					FUMBLES				
Year	Team	GP	GS	Tot	Solo	Asst	Sk	Yds	QBP	TFL	No	Yds	Lg	TD	PD	FF	FR	Yds	SpT
2008	N.Y. Jets																		
Practice Squad																			
2009	N.Y. Jets	8	0	3	2	1	0.0	0.0	0	0	0	0	-	0	0	0	0	0	0
2010	N.Y. Jets																		
Injured Reserve																			
2011	N.Y. Jets	14	0	19	11	8	1.0	6.0	0	3	0	0	-	0	0	0	0	0	0
2012	Kansas City	15	10	51	32	19	2.0	10.0	4	5	0	0	-	0	0	1	0	0	0
<b>NFL Totals</b>		<b>37</b>	<b>10</b>	<b>73</b>	<b>45</b>	<b>28</b>	<b>3.0</b>	<b>16.0</b>	<b>4</b>	<b>8</b>	<b>0</b>	<b>0</b>	<b>-</b>	<b>0</b>	<b>0</b>	<b>1</b>	<b>0</b>	<b>0</b>	<b>0</b>

### Single-Game Highs

- Tackles - 9 at Cleveland (12/9/12)
- Sacks - 2.0 vs. San Diego (9/30/12)
- Forced Fumbles - 1 vs. Indianapolis (12/23/12)

31



## BERNARD POLLARD

SAFETY • 6'1" • 226 lbs • COLLEGE: PURDUE  
 ACQUIRED: FA - 2013 • NFL EXP. (NFL/TITANS): 8/1  
 HOMETOWN: FORT WAYNE, IND.  
 GAMES PLAYED/GAMES STARTED: 105/85 (PLAYOFFS: 7/6)



**SUPER BOWLS**



**2012**

**PRO:** Bernard Pollard was signed by the Titans as a free agent on March 26, 2013. The 6-foot-1-inch, 225-pound safety brings a unique physical presence and big-game experience to the Titans' secondary. Pollard comes to Tennessee after winning a Super Bowl championship with Baltimore Ravens in the second of his two seasons with the club. Prior to joining the Ravens, the former Purdue product spent two seasons with the Houston Texans. He entered the NFL as a second-round pick of the Kansas City Chiefs and played three seasons with the club.

### CAREER HIGHLIGHTS:

- In 2012, started 13 games at safety for the Ravens and led the team with 98 tackles, two sacks, an interception and six passes defended on his way to capturing a Super Bowl title.
- In 2010, started 15 games at safety for the Texans and led the team with a career-high 112 tackles, 2.5 sacks, five passes defended, four forced fumbles and a blocked field goal.
- In 2008, started all 16 games for the Chiefs and led the team with 98 tackles, an interception, four passes defended, two forced fumbles and three fumble recoveries which tied for fourth in the NFL.

### TITANS TIDBITS:

- Established the Pollard's Helping Hands Foundation, focusing on feeding the hungry of the urban core. In Dec. 2011, he hosted a pantry drive at Pimlico Elementary School in Baltimore that provided over 300 families in need with groceries they could use to sustain them through the post-holiday school break.

### CAREER TRANSACTIONS:

- The Fort Wayne, Ind., native was originally selected by the Kansas City Chiefs in the second round (54th overall) of the 2006 NFL Draft.
- Released by the Chiefs on Sept. 5, 2009.
- Signed by the Houston Texans as a free agent on Sept. 24, 2009.
- Signed by the Baltimore Ravens as an unrestricted free agent on Aug. 4, 2011.
- Released by the Ravens on March 13, 2013.
- Signed by the Titans as a free agent on March 26, 2013.

### SEASON RECAPS:

**2012 (13/13, 4/4 - Baltimore):** Started 13 games at safety and led the team with 98 tackles, two sacks, an interception and six passes defended, despite missing the final three games of the season (chest). Started all four postseason contests and totaled 17 tackles, four passes defended and a forced fumble. Named to *USA Today's* All-Joe Team (players who are critical to their team, but don't receive Pro Bowl nods).

- At Philadelphia (9/16), recorded four solo tackles, a sack and an interception (before leaving the game in the second quarter with a chest injury) for a defense that forced four turnovers.
- Against Dallas (10/14), finished second on the team with a season-high 13 tackles in the 31-29 victory.
- At Cleveland (11/4), played in his 100th-career game and recorded seven tackles in the 25-15 victory.
- Against Oakland (11/11), tied for the team lead with 11 tackles and produced a seven-yard sack in the 55-20 victory.
- Against Indianapolis (1/6), started and recorded four solo tackles and tied for the team lead with two passes defended for a defense that kept the Colts out of the end zone in the 24-9 victory in the Wild Card game.
- At New England (1/20), produced nine tackles, a pass defended and a forced fumble on a bone-jarring hit on Patriots running back Stevan Ridley (recovered by the Ravens, leading to a touchdown four plays later) for

a defense that forced 3 turnovers and held the Patriots scoreless in the second half in the 28-13 victory in the AFC Championship Game.

- Against San Francisco in Super Bowl XLVII (2/3), netted two solo tackles for a defense that held the 49ers to 22 percent on third down (2-of-9) in the 34-31 victory.

**2011 (16/13, 2/2 - Baltimore):** Finished fourth on the team with 75 tackles, two sacks, an interception, a career-high 13 passes defended, three forced fumbles and a fumble recovery for the NFL's third-ranked defense (288.9 ypg). The Baltimore defense was also second against the run (92.6 ypg) and the league's top red zone unit. Finished second with 17 tackles and a pass defended for a team that forced seven turnovers in two playoff games.

- Against Pittsburgh (9/11), saw his first action as a Raven and recorded a solo tackle for a defense that forced a franchise-record seven turnovers (four fumble recoveries and three interceptions) in the 35-7 victory in the season opener.

- At Jacksonville (10/24), posted five solo tackles, a pass defended and a career-high two forced fumbles for a defense that held the Jaguars to 205 total yards and 13 percent (2-of-16) on third down.
- Against Indianapolis (12/11), posted a solo tackle, an interception and a career-high-tying three passes defended for a defense that allowed just 167 total yards and held the Colts to 14 percent (2-of-14) on third down in the 24-10 victory.
- At New England (1/22), tied for the team lead (Ray Lewis) with a postseason career-high 12 tackles and a pass defended, which led to a Ravens' interception in the AFC Championship Game.

**2010 (15/15 - Houston):** Started 15 games at safety and led the team with a career-high 112 tackles, 2.5 sacks, five passes defended, four forced fumbles and a blocked field goal.

- Against Dallas (9/26), set a career high with 15 tackles and had a pass defended.
- At Oakland (10/3), had a team-leading 11 tackles.
- Against Baltimore (12/13), posted eight tackles, including 1.5 sacks, one of which forced a fumble.

**2009 (13/13 - Houston):** Started 13 games in his first season with the Texans and finished with 102 tackles, a career-high four interceptions, three fumble recoveries and scored two touchdowns (one interception return and one on a fumble return).

- At Indianapolis (11/8), posted 12 tackles and set a career high with two interceptions, to go along with three passes defended.
- Against Seattle (12/13), netted six tackles as well as an interception, returning it 70 yards for his first-career interception return for a touchdown.
- At St. Louis (12/20), had a team-leading 11 tackles, including a career-high 11 solo, and a half sack.
- Against New England (1/3), recorded six tackles, intercepted a pass and had a fumble recovery in the end zone for a touchdown.

**2008 (16/16 - Kansas City):** Started all 16 games for the first time in his career and led the team with 98 tackles (84 solo), an interception, four passes defended, two forced fumbles and three fumble recoveries which tied for fourth in the NFL.

- Against Oakland (9/14), produced six tackles, a forced fumble and netted a career-high two fumble recoveries.
- At San Diego (11/9), compiled 10 tackles and an interception in the Chiefs' end zone to save a touchdown.
- Against San Diego (12/14), recorded five tackles, a pass defended and a fumble recovery.



**2007 (16/15 - Kansas City):** Saw action in all 16 games with 15 starts and led all defensive backs with 91 tackles. Also registered seven passes defended, two interceptions, a sack, a forced fumble and a blocked punt.

- Against Cincinnati (10/14), produced five tackles and his first-career interception.
- Against Denver (11/11), blocked a punt out of the end zone for a safety.
- At Detroit (12/23), amassed eight tackles, a pass defended and an interception.

**2006 (16/0, 1/0 - Kansas City):** Played as a reserve in all 16 games primarily on special teams and recorded 15 special teams stops, two blocked punts and a forced fumble on coverage units. Saw limited action at safety and produced two passes defended on defense.

- At Arizona (10/8), blocked a punt.
- Against Jacksonville (12/31), earned AFC Special Teams Player of the Week honors after he blocked a punt and recovered the ball in the end zone for a touchdown in the season finale.
- At Indianapolis (1/6), recorded a special teams tackle in the AFC Wild Card Game.

#### **COLLEGE:**

- Played in 36 games with 35 starts at Purdue, recording 254 tackles (164 solo), eight tackles for loss, a sack for minus-three yards, four interceptions, two fumble recoveries and two forced fumbles. Set a school record with five blocked kicks.
- Started all 11 games as a junior in 2005 and recorded 92 tackles (64 solo), one and a half tackles for loss, three interceptions, three passes defended and a fumble recovery.
- Earned second-team All-Big Ten honors after starting all 12 games in 2004 as a sophomore, leading the Boilermakers with a career-high 96 tackles (58 solo). Added three tackles for loss, a three-yard sack, an interception, five passes defended and two forced fumbles. Also set a Purdue single-season record with four blocked kicks.
- Saw action in 13 games, with 12 starts as a true freshman in 2003 and earned second-team All-Big Ten honors from the Sporting News.
- Majored in sociology at Purdue.

#### **PERSONAL:**

- Married to Meghan and the couple have a son, Jaylen.
- Attended South Side (Ft. Wayne, Ind.) High School, where he was selected first-team All-Indiana as a senior after producing 111 tackles, two interceptions and 13 forced fumbles. Also caught 14 passes for 173 yards

with two touchdowns.

- Also participated in basketball and track.
- Born Bernard Karmell Pollard on Dec. 23, 1984 in Fort Wayne, Ind.

BERNARD POLLARD'S GAME-BY-GAME

2006 Kansas City Chiefs

Table with columns: Date, Opp, W/L, P/S, Tot Solo Asst, Sk - Yds, QB, TFL, Int - Yds -TD, PD, FF, FR - Yds, SpT. Includes game entries from Sept 10 to Dec 31 and a Totals row.

Playoffs

Table with columns: Date, Opp, W/L, P/S, Tot Solo Asst, Sk - Yds, QB, TFL, Int - Yds -TD, PD, FF, FR - Yds, SpT. Includes game entry for Jan 6 and a Totals row.

2007 Kansas City Chiefs

Table with columns: Date, Opp, W/L, P/S, Tot Solo Asst, Sk - Yds, QB, TFL, Int - Yds -TD, PD, FF, FR - Yds, SpT. Includes game entries from Sept 9 to Dec 30 and a Totals row.

2008 Kansas City Chiefs

Table with columns: Date, Opp, W/L, P/S, Tot Solo Asst, Sk - Yds, QB, TFL, Int - Yds -TD, PD, FF, FR - Yds, SpT. Includes game entries from Sept 7 to Dec 28 and a Totals row.

2009 Houston Texans

Table with columns: Date, Opp, W/L, P/S, Tot Solo Asst, Sk - Yds, QB, TFL, Int - Yds -TD, PD, FF, FR - Yds, SpT. Includes game entries from Sept 12 to Jan 3 and a Totals row.

2010 Houston Texans

Table with columns: Date, Opp, W/L, P/S, Tot Solo Asst, Sk - Yds, QB, TFL, Int - Yds -TD, PD, FF, FR - Yds, SpT. Includes game entries from Sept 12 to Jan 2 and a Totals row.

2011 Baltimore Ravens

Table with columns: Date, Opp, W/L, P/S, Tot Solo Asst, Sk - Yds, QB, TFL, Int - Yds -TD, PD, FF, FR - Yds, SpT. Includes game entries from Sept 11 to Dec 24 and a Totals row.

Playoffs

Table with columns: Date, Opp, W/L, P/S, Tot Solo Asst, Sk - Yds, QB, TFL, Int - Yds -TD, PD, FF, FR - Yds, SpT. Includes game entries for Jan 15 and Jan 22 and a Totals row.

2012 Baltimore Ravens

Table with columns: Date, Opp, W/L, P/S, Tot Solo Asst, Sk - Yds, QB, TFL, Int - Yds -TD, PD, FF, FR - Yds, SpT. Includes game entries from Sept 10 to Dec 30 and a Totals row.

Playoffs

Table with columns: Date, Opp, W/L, P/S, Tot Solo Asst, Sk - Yds, QB, TFL, Int - Yds -TD, PD, FF, FR - Yds, SpT. Includes game entries for Jan 6, Jan 12, Jan 20, and Feb 3 and a Totals row.

## BERNARD POLLARD'S NFL STATISTICS

REGULAR SEASON				TACKLES							INTERCEPTIONS					FUMBLES			
Year	Team	GP	GS	Tot	Solo	Asst	Sk	Yds	QBP	TFL	No	Yds	Lg	TD	PD	FF	FR	Yds	SpT
2006	Kansas City	16	0	0	0	0	0.0	0.0	NA	NA	0	0	-	0	2	0	0	0	15
2007	Kansas City	16	15	91	78	13	1.0	5.0	NA	NA	2	23	21	0	9	1	0	0	1
2008	Kansas City	16	16	98	84	14	0.0	0.0	NA	NA	1	0	0	0	5	2	3	0	0
2009	Houston	13	13	102	83	19	1.5	9.5	NA	NA	4	121	70t	1	7	0	3	0	0
2010	Houston	15	15	112	82	30	2.5	14.0	NA	NA	0	0	-	0	5	4	0	0	0
2011	Baltimore	16	13	75	55	20	2.0	14.0	NA	NA	1	0	0	0	13	3	1	0	0
2012	Baltimore	13	13	98	71	27	2.0	14.0	NA	NA	1	0	0	0	6	0	0	0	0
<b>NFL Totals</b>		<b>105</b>	<b>85</b>	<b>576</b>	<b>453</b>	<b>123</b>	<b>9.0</b>	<b>56.5</b>	<b>NA</b>	<b>NA</b>	<b>9</b>	<b>144</b>	<b>70t</b>	<b>1</b>	<b>47</b>	<b>10</b>	<b>7</b>	<b>0</b>	<b>16</b>

PLAYOFFS				TACKLES							INTERCEPTIONS					FUMBLES			
Year	Team	GP	GS	Tot	Solo	Asst	Sk	Yds	QBP	TFL	No	Yds	Lg	TD	PD	FF	FR	Yds	SpT
2006	Kansas City	1	0	0	0	0	0.0	0.0	NA	NA	0	0	0	0	0	0	0	0	1
2011	Baltimore	2	2	17	10	7	0.0	0.0	NA	NA	0	0	0	0	1	0	0	0	0
2012	Baltimore	4	4	17	11	6	0.0	0.0	NA	NA	0	0	0	0	4	1	0	0	0
<b>Playoff Totals</b>		<b>7</b>	<b>6</b>	<b>34</b>	<b>21</b>	<b>13</b>	<b>0.0</b>	<b>0.0</b>	<b>NA</b>	<b>NA</b>	<b>0</b>	<b>0</b>	<b>0</b>	<b>0</b>	<b>5</b>	<b>1</b>	<b>0</b>	<b>0</b>	<b>1</b>

### Single-Game Highs

Tackles - 15 vs. Dallas (9/26/10)  
 Interceptions - 2 at Indianapolis (11/8/09)  
 Interception Long - 70t vs. Seattle (12/13/09)  
 Sacks - 1.5 vs. Baltimore (12/13/10)  
 Forced Fumbles - 2 at Jacksonville (10/24/11)  
 Fumble Recovery - 2 vs. Oakland (9/14/08)  
 Passes Defensed - 3 (Twice, last vs. Indianapolis 12/11/11)


### Additional Statistics

Touchdowns - 1 (70-yard interception return vs. Seattle, 12/13/09; blocked punt recovered in the end zone vs. Jacksonville, 12/31/06)  
 Blocked Punts - 2 (1 at Arizona, 10/8/06; 1 vs. Jacksonville, 12/31/06)  
 Blocked Field Goal - 1 at Washington (9/19/10)

### Playoff Single-Game Highs

Tackles - 12 at New England (1/22/12)  
 Forced Fumbles - 1 at New England (1/20/13)  
 Passes Defensed - 2 vs. Indianapolis (1/6/13)

14



## MICHAEL PRESTON

WIDE RECEIVER • 6'5" • 213 lbs • COLLEGE: HEIDELBERG  
 ACQUIRED: FREE AGENT - 2011 • NFL EXP. (NFL/TITANS): 1/1  
 HOMETOWN: EUCLID, OHIO  
 GAMES PLAYED/GAMES STARTED: 4/0 (PLAYOFFS: 0/0)



**PRO:** Michael Preston originally joined the Titans as an undrafted free agent prior to the 2011 season. The 6-foot-5-inch, 213-pounder made an early impression on the coaching staff at training camp and spent the entire 2011 campaign on the team's practice squad. He was elevated from the practice squad to the 53-man roster for the final four games of 2012. Preston has unique combination of size and speed and uses his height to make plays on the ball in traffic.

**TITANS TIDBITS:**

- Preston was literally a late bloomer. The 6-foot-5-inch, 206-pound wideout measured at just 5-foot-4 as freshman at Euclid High School. Preston's coach at Euclid, Mike Rezzolla, calls it "the most incredible physical transformation of a player I've ever seen." As a high schooler, Preston figured he would eventually grow as his dad is 6-foot-3, his mom is 5-foot-11 and his brother is 6-foot-5.

**CAREER TRANSACTIONS:**

- The Euclid, Ohio, native was signed by the Titans as an undrafted free agent on July 28, 2011.
- Waived on Sept. 2, 2011 and re-signed to the Titans' practice squad on Sept. 4, 2011.
- Re-signed by the Titans as a free agent on Jan. 2, 2012.
- Waived on Aug. 31, 2012 and re-signed to the Titans' practice squad on Sept. 1, 2012.
- Signed from the practice squad to the 53-man roster on Dec. 7, 2012.

**SEASON RECAPS:**

**2012 (4/0):** Appeared in four games as a reserve at wide receiver and caught five passes for 59 yards. Spent the first 13 weeks on the Titans' practice squad. Played in his first career NFL game at Indianapolis (12/9/12).

- At Indianapolis (12/9), made his NFL debut at wide receiver and hauled in an 11-yard reception during the Titans' scoring drive just before halftime.
- Against N.Y. Jets (12/17), saw action as a reserve at wide receiver and collected two receptions for 31 yards. Hauled in a 21-yard reception during the Titans' game-winning touchdown drive late in the third quarter.
- At Green Bay (12/23), played as a reserve at wide receiver and hauled in two receptions for 17 yards. Extended the Titans' touchdown drive with a 10-yard catch on third-and-eight in the fourth quarter.
- Against Jacksonville (12/30), saw action as a reserve at wide receiver and on special teams.

**2011 (0/0):** Spent the entire 2011 season on the Titans' practice squad.

**2011 Arena Football League (3/3 - Utah Blaze):** Signed with the Arena Football League's Utah Blaze on June 27, 2011. Played in three games and recorded 26 receptions for 319 yards and five touchdowns.

- Against the Cleveland Gladiators (7/22), less than a week before joining the Titans, led the Blaze in receiving with 10 receptions for 97 yards.

**COLLEGE:**

- In a four-year career at Heidelberg College, appeared in 39 games and totaled 167 receptions for 2,748 yards and 27 touchdowns. Also fielded nine punts for 38 yards.
- As a senior (2010), set career highs in every receiving category, totaling 76 receptions for 1,213 yards and 15 touchdowns in 10 games. Named first-team All-Ohio Athletic Conference, first-team OhioCollegeFootball.com, first-team AFCA All-American, third-team Associated Press Little All-American, and D3football.com All-Region and third-team All-American. Was a recipient of the Ed Sherman Award for conference's most valuable wide receiver.
- As a junior (2009), played in 10 games and caught 47 passes for 869 yards and eight touchdowns. Named first-team All-Ohio Athletic Conference and second-team OhioCollegeFootball.com.
- As a sophomore (2008), totaled 387 yards and four touchdowns on 26 receptions.
- As a freshman (2007), caught 18 passes for 279 yards.
- Was a double major in business and accounting at Heidelberg.

**PERSONAL:**

- Single, splits time between Nashville and Maple Heights, Ohio.
- Attended Euclid (Ohio) High School and as a senior was the top reserve wide receiver, collecting 12 receptions.
- Was involved in FCA, BSU, and volunteered with the Seneca County School of Opportunity.
- Born Michael Preston on June 1, 1989 in Cleveland, Ohio.

MICHAEL PRESTON'S GAME-BY-GAME									
2012 Tennessee Titans				RECEIVING					
Date	Opp.	W/L	P/S	No	Yds	Avg	Lg	TD	
Dec 9	@ Ind	L	p	1	11	11.0	11	0	Dec 23 @ GB L p 2 17 8.5 10 0
Dec 17	NYJ	W	p	2	31	15.5	21	0	Dec 30 Jax W p 0 0 - 0 0
									<b>Totals</b> 2-2 4/0 5 59 11.8 21 0

## MICHAEL PRESTON'S NFL STATISTICS

### REGULAR SEASON

REGULAR SEASON		RECEIVING							RUSHING				
Year	Team	GP	GS	No	Yds	Avg	Lg	TD	Att	Yds	Avg	Lg	TD
2011	Tennessee	0	0		Practice Squad								
2012	Tennessee	4	0	5	59	11.8	21	0	0	0	-	0	0
<b>NFL Totals</b>		<b>4</b>	<b>0</b>	<b>5</b>	<b>59</b>	<b>11.8</b>	<b>21</b>	<b>0</b>	<b>0</b>	<b>0</b>	<b>-</b>	<b>0</b>	<b>0</b>

### Single-Game Highs

Receptions - 2 (Twice, last at Green Bay 12/23/12)

Receiving Yards - 31 vs. N.Y. Jets (12/17/12)

Long Reception - 21 vs. N.Y. Jets (12/17/12)

Touchdowns -

25



## DARIUS REYNAUD

RUNNING BACK • 5'9" • 208 lbs • COLLEGE: WEST VIRGINIA  
 ACQUIRED: FREE AGENT - 2011 • NFL EXP. (NFL/TITANS): 5/2  
 HOMETOWN: LULING, LA.  
 GAMES PLAYED/GAMES STARTED: 39/0 (PLAYOFFS: 2/0)



**PRO:** Darius Reynaud is a versatile player that has lined up at running back, wide receiver and as a return specialist during his five NFL seasons. The 5-foot-9-inch, 201-pounder served as the Titans' primary return specialist during his first season with the club in 2012 and made a major impact by returning two punts and a kickoff for touchdowns. Prior to his arrival in Tennessee, Reynaud spent time with the Minnesota Vikings and N.Y. Giants.

### CAREER HIGHLIGHTS:

- In 2012, Reynaud played in all 16 games and ranked third in the NFL and second in the AFC with a 13.2 punt return average, while returning two punts for touchdowns. He also set a franchise record with a 105-yard kickoff return for a touchdown.
- In parts of three NFL seasons (2008-2010) played in 23 regular season games and two postseason games with no starts. In the regular season, Reynaud has returned 53 punts for 440 yards (8.3-yard avg.) with a long of 36 and 18 fair catches. He has returned 33 kickoffs for 677 yards (20.5-yard avg.) with a long of 49.

### TITANS TIDBITS:

- Reynaud has his own charitable foundation, Run the Right Way, which benefits underprivileged youth in New Orleans, La.

### CAREER TRANSACTIONS:

- The Boutte, La., native was originally signed by the Minnesota Vikings as an undrafted free agent following the 2008 NFL Draft.
- Waived on Sept. 2, 2008 and re-signed to the Vikings' practice squad on Sept. 3, 2008.
- Signed to the Vikings' active roster from the team's practice squad on Nov. 23, 2008.
- Traded by the Vikings to the N.Y. Giants along with Sage Rosenfels for future draft picks on Sept. 3, 2010.
- Waived by the Giants on Sept. 3, 2011.
- Signed by the Titans as a free agent on Jan. 6, 2012.

### SEASON RECAPS:

**2012 (16/0 - Tennessee):** Appeared in all 16 games primarily as a return specialist and ranked third in the NFL and second in the AFC with a 13.2 punt return average, while returning two punts for touchdowns. Returned 53 kickoffs for 1,240 yards (23.4 avg.) with a touchdown. Named AFC Special Teams Player of Week after setting a franchise record and becoming the 13th player in NFL history to return two punts for touchdowns in the same game against Jacksonville (12/30/12). Named AFC Special Teams Player of the Month for September. Named AFC Special Teams Player of the Week after returning four kickoffs for 174 yards, including a 105-yard touchdown, and providing a successful lateral to Tommie Campbell which led to a 65-yard punt return against Detroit (9/23/12). Set a franchise record with a 105-yard kickoff return for a touchdown against Detroit (9/23/12).

- Against New England (9/9), saw action as a return specialist and as a reserve at running back in his first game with the Titans. Caught three passes for 17 yards and carried the ball twice for two yards. Returned four kickoffs for 98 yards (24.5 avg.).
- Against Detroit (9/23), served as a return specialist and saw limited action at running back. Named AFC Special Teams Player of the Week after returning four kickoffs for a career-best 174 yards, including a franchise-best 105-yard touchdown. Brought back three punts for eight yards. Caught a punt and lateraled the ball across the field to Tommie

Campbell who scampered 65 yards for a touchdown in the first quarter. Set a franchise record with a 105-yard kickoff return for a touchdown down the right sideline to make the score 27-27 with 6:41 left to play in the fourth quarter.

- Against Indianapolis (10/28), played as a reserve at running back and carried the ball once for four yards. As the return specialist brought back one punt for 19 yards and one kickoff for seven yards.
- At Chicago (11/4), returned a career-high seven kickoffs for 145 yards.
- At Miami (11/11), returned four punts for 56 yards and one kickoff for 19 yards. Saw action as a reserve at running back and carried the ball four times for 15 yards. Gave the Titans' good field position by returning a punt 25 yards to the Tennessee 33-yard line in the second quarter. Returned another punt 27 yards late in the third quarter.
- Against Houston (12/2), returned a career-high six punts for 65 yards and two kickoffs for 56 yards.
- Against N.Y. Jets (12/17), played as a reserve as the return specialist and returned three kickoffs for 75 yards and two punts for three yards. Kickstarted the Titans' game-winning touchdown drive with a 35-yard kickoff return late in the third quarter.
- Against Jacksonville (12/30), set a franchise record with 160 punt return yards on three returns, including a franchise record and all-time NFL record tying best two punt return touchdowns in the same game. Gave the Titans a 21-14 lead with a 69-yard punt return for a touchdown down the right sideline with 33 seconds remaining in the second quarter. Reversed field and scampered for an 81-yard punt return touchdown to give the Titans a 28-14 lead early in the third quarter.

**2010 (9/0 - N.Y. Giants):** Played in nine games in his only season with the Giants. Was inactive for six games and did not play at Washington (1/2). Led the team with 23 punt returns for 132 yards with a long return of 20 yards. Tallied 21 kickoff returns for 386 yards with a long return of 31 yards.

**2009 (11/0, 2/0 - Minnesota):** Played in 11 games as a reserve for the Vikings. Took over as Minnesota's punt return man and handled 30 of the Vikings 48 returns for 308 yards. Finished fourth among NFC qualifiers with a 10.3-yard average. Posted three returns of 30+ yards for the season, including a career-best 36-yarder at Cleveland (9/13). Handled punt returns in both playoff games.

- Against Cincinnati (12/13), returned four kickoffs for 90 yards (22.5-yard avg.) with a long of 30.

**2008 (3/0, 0/0 - Minnesota):** Played in three games and returned eight kickoffs for 201 yards, a 25.1-yard average. Posted four special teams tackles. Sidelined for final three regular season games and the NFC Wild Card Game vs. Philadelphia (1/4) with foot injury. Spent first 10 weeks of the season on the practice squad.

- Against Jacksonville (11/23), saw action in first career NFL game.

### COLLEGE:

- In his three-year career at West Virginia, Reynaud left his mark on the Mountaineers record book. He tied the school record with 12 touchdown catches in 2007 and tied for fourth in a single season with 64 catches.
- Became only the 10th West Virginia player with more than 3,000 all-purpose yards: 1,550 receiving, 1,126 on returns and 410 rushing.
- Left the Mountaineers ranked third with 19 career touchdown receptions and second with a 26.8 kickoff return average.
- Named All-Big East second-team as a sophomore and junior before declaring for NFL Draft following his junior campaign.

- Majored in athletic coaching at West Virginia.

**PERSONAL:**

- Married to Dominique and the couple has two daughters, Darion and D'nal.
- Attended Hahnville High School and the led the team to Louisiana Class 5A state title as a senior with a 15-0 mark.
- Named Most Valuable Player of state title game and was selected All-State in football as a senior.
- Participated in track and won state title in the long jump as a senior.
- Born Darius Reynaud on Dec. 29, 1984 in Boutte, La.

## DARIUS REYNAUD'S TITANS GAME-BY-GAME

2012 Tennessee Titans										RECEIVING					2012 Tennessee Titans																
Date	Opp	W/L	P/S	RUSHING			RECEIVING				Date	Opp	W/L	GP / GS	PUNT RETURNS			KICKOFF RETURNS													
				Att	Yds	Avg	Lg	TD	No	Yds	Avg	Lg	TD	No	FC	Yds	Avg	Lg	TD	No	Yds	Avg	Lg	TD							
Sept 9	NE	L	p	2	2	1.0	2	0	3	17	5.7	7	0	Sept 9	NE	L	p	0	1	0	-	0	0	4	98	24.5	30	0			
Sept 16	@ SD	L	p	0	0	-	0	0	0	0	-	0	0	Sept 16	@ SD	L	p	3	1	30	10.0	16	0	3	47	15.7	18	0			
Sept 23	Det	W	p	1	0	0.0	0	0	0	0	-	0	0	Sept 23	Det	W	p	3	1	8	2.7	6	0	4	174	43.5	105t	1			
Sept 30	@ Hou	L	p	0	0	-	0	0	0	0	-	0	0	Sept 30	@ Hou	L	p	3	2	9	3.0	10	0	4	89	22.3	23	0			
Oct 7	@ Min	L	p	1	8	8.0	8	0	0	0	-	0	0	Oct 7	@ Min	L	p	2	1	25	12.5	14	0	2	61	30.5	31	0			
Oct 11	Pit	W	p	0	0	-	0	0	0	0	-	0	0	Oct 11	Pit	W	p	1	2	9	9.0	9	0	5	131	26.2	32	0			
Oct 21	@ Buf	W	p	1	-4	-4.0	-4	0	2	18	9.0	9	0	Oct 21	@ Buf	W	p	0	0	0	-	0	0	5	116	23.2	32	0			
Oct 28	Ind	L	p	1	4	4.0	4	0	0	0	-	0	0	Oct 28	Ind	L	p	1	0	19	19.0	19	0	1	7	7.0	7	0			
Nov 4	Chi	L	p	0	0	-	0	0	0	0	-	0	0	Nov 4	Chi	L	p	0	0	0	-	0	0	7	145	20.7	32	0			
Nov 11	@ Mia	W	p	4	15	3.8	11	0	0	0	-	0	0	Nov 11	@ Mia	W	p	4	0	56	14.0	27	0	1	19	19.0	19	0			
Nov 25	@ Jax	L	p	2	5	2.5	3	0	0	0	-	0	0	Nov 25	@ Jax	L	p	1	2	0	0.0	0	0	4	88	22.0	29	0			
Dec 2	Hou	L	p	0	0	-	0	0	0	0	-	0	0	Dec 2	Hou	L	p	6	2	65	10.8	16	0	2	56	28.0	35	0			
Dec 9	@ Ind	L	p	1	2	2.0	2	0	0	0	-	0	0	Dec 9	@ Ind	L	p	1	1	14	14.0	14	0	0	0	-	0	0			
Dec 17	NYJ	W	p	0	0	-	0	0	0	0	-	0	0	Dec 17	NYJ	W	p	2	1	3	1.5	4	0	3	75	25.0	35	0			
Dec 23	@ GB	L	p	0	0	-	0	0	0	0	-	0	0	Dec 23	@ GB	L	p	1	2	12	12.0	12	0	5	95	19.0	27	0			
Dec 30	Jax	W	p	3	1	0.3	3	0	0	0	-	0	0	Dec 30	Jax	W	p	3	1	160	53.3	81t	2	3	39	13.0	21	0			
<b>Totals</b>				<b>6-10</b>	<b>16/0</b>	<b>16</b>	<b>33</b>	<b>2.1</b>	<b>11</b>	<b>0</b>	<b>5</b>	<b>35</b>	<b>7.0</b>	<b>9</b>	<b>0</b>	<b>Totals</b>			<b>6-10</b>	<b>16/0</b>	<b>31</b>	<b>17</b>	<b>410</b>	<b>13.2</b>	<b>81t</b>	<b>2</b>	<b>53</b>	<b>1,240</b>	<b>23.4</b>	<b>105t</b>	<b>1</b>

**DARIUS REYNAUD'S NFL STATISTICS****REGULAR SEASON**

Year	Team	GP	GS	RUSHING					RECEIVING				
				No	Yds	Avg	Lg	TD	Att	Yds	Avg	Lg	TD
2008	Minnesota	3	0	0	0	-	-	0	0	0	-	-	0
2009	Minnesota	11	0	0	0	-	-	0	0	0	-	-	0
2010	N.Y. Giants	9	0	0	0	-	-	0	0	0	-	-	0
2012	Tennessee	16	0	16	33	2.1	11	0	5	35	7.0	9	0
<b>NFL Totals</b>		<b>39</b>	<b>0</b>	<b>16</b>	<b>33</b>	<b>2.1</b>	<b>11</b>	<b>0</b>	<b>5</b>	<b>35</b>	<b>7.0</b>	<b>9</b>	<b>0</b>

**PUNT RETURNS****KICKOFF RETURNS**

Year	Team	PUNT RETURNS					KICKOFF RETURNS					
		No	FC	Yds	Avg	Lg	TD	No	Yds	Avg	Lg	TD
2008	Minnesota	0	0	0	-	-	0	8	201	25.1	49	0
2009	Minnesota	30	13	308	10.3	36	0	4	90	22.5	30	0
2010	N.Y. Giants	23	5	132	5.7	20	0	21	386	18.4	31	0
2012	Tennessee	31	17	410	13.2	81t	2	53	1240	23.4	105t	1
<b>NFL Totals</b>		<b>84</b>	<b>35</b>	<b>850</b>	<b>10.1</b>	<b>81t</b>	<b>2</b>	<b>86</b>	<b>1917</b>	<b>22.3</b>	<b>105t</b>	<b>1</b>

**POSTSEASON**

Year	Team	GP	GS	RUSHING					RECEIVING				
				No	Yds	Avg	Lg	TD	Att	Yds	Avg	Lg	TD
2009	Minnesota	2	0	0	0	-	-	0	0	0	-	-	0
<b>NFL Totals</b>		<b>2</b>	<b>0</b>	<b>0</b>	<b>0</b>	<b>-</b>	<b>-</b>	<b>0</b>	<b>0</b>	<b>0</b>	<b>-</b>	<b>-</b>	<b>0</b>

**PUNT RETURNS****KICKOFF RETURNS**

Year	Team	PUNT RETURNS					KICKOFF RETURNS					
		No	FC	Yds	Avg	Lg	TD	No	Yds	Avg	Lg	TD
2009	Minnesota	3	4	15	5.0	9	0	0	0	-	-	0
<b>NFL Totals</b>		<b>3</b>	<b>4</b>	<b>15</b>	<b>5.0</b>	<b>9</b>	<b>0</b>	<b>0</b>	<b>0</b>	<b>-</b>	<b>-</b>	<b>0</b>

**Single-Game Highs**

Rushing Attempts - 4 at Miami (11/11/12)  
 Rushing Yards - 15 at Miami (11/11/12)  
 Long Rush - 11 at Miami (11/11/12)  
 Receptions - 3 vs. New England (9/9/12)  
 Receiving Yards - 18 at Buffalo (10/21/12)  
 Long Reception - 9 at Buffalo (10/21/12)  
 Punt Returns - 6 vs. Houston (12/2/12)  
 Punt Return Yards - 160 vs. Jacksonville (12/30/12)  
 Punt Return Long - 81t vs. Jacksonville (12/30/12)

Punt Return Touchdowns - 2 vs. Jacksonville (12/30/12)  
 Kickoff Returns - 7 vs. Chicago (11/4/12)  
 Kickoff Return Yards - 174 vs. Detroit (9/23/12)  
 Kickoff Return Long - 105t vs. Detroit (9/23/12)  
 Kickoff Return Touchdown - 1 vs. Detroit (9/23/12)

**Additional Statistics**

Special Teams Tackles - 4 (2008)



78



## BARRY RICHARDSON

TACKLE • 6'6" • 319 lbs • COLLEGE: CLEMSON

ACQUIRED: FREE AGENT - 2013 • NFL EXP. (NFL/TITANS): 6/1

HOMETOWN: MT. PLEASANT, S.C.

GAMES PLAYED/GAMES STARTED: 64/49 (PLAYOFFS: 1/1)



**PRO:** Barry Richardson was signed by the Titans on the final day of the team's 2013 minicamp. The 6-foot-6-inch, 319-pounder brings experience and durability to a veteran group of offensive tackles. Entering the 2013 campaign, the Clemson product has started 48 consecutive games over the last three seasons. Prior to his arrival in Tennessee, Richardson spent time with the Kansas City Chiefs and St. Louis Rams.

### TITANS TIDBITS:

- Richardson graduated from high school in only three years and achieved his undergraduate degree at Clemson in just three-and-a-half years.

### CAREER TRANSACTIONS:

- A native of Mt. Pleasant, S.C., Richardson was originally selected by the Kansas City Chiefs in the sixth round (170th overall) in the 2008 NFL Draft.
- Released by the Chiefs on Sept. 6, 2009 and signed to the team's practice squad a day later.
- Signed by the Chiefs to their active roster from the their practice squad on Oct. 17, 2009.
- Signed by the St. Louis Rams as an unrestricted free agent on May 15, 2012.
- Signed by the Titans as a free agent on June 19, 2013.

### SEASON RECAPS:

**2012 (16/16 – St. Louis):** Started all 16 games for the third consecutive season. Manned the right tackle spot in his first campaign with the Rams. Blocked for Steven Jackson's 1,042-yard season.

**2011 (16/16 – Kansas City):** Started all 16 games at right tackle. Helped open holes for Chiefs' rushers to gain 1,893 yards on the ground.

**2010 (16/16, 1/1 – Kansas City):** Started 16 contests, 15 at right tackle and one at left tackle. Started the team's lone playoff contest.

- Against San Diego (9/13), started at right tackle in place of an injured tackle Ryan O'Callaghan.
- At Seattle (11/28), started at left tackle in place of an injured tackle Branden Albert.
- Against Baltimore (1/9), started at right tackle in an AFC Wild Card Game.

**2009 (10/1 – Kansas City):** Played in 10 games on special teams and four contests on offense with one start at right tackle. Was active, but did not play in one game.

- Against San Diego (10/25), played at left tackle when center Rudy Niswanger was injured and guard Wade Smith moved to center.
- Against Buffalo (12/13), appeared as a reserve at left tackle and on special teams.
- Against Cleveland (12/20), started at right tackle in place of an injured Ryan O'Callaghan.

**2008 (6/0 – Kansas City):** Played on special teams in six games and was inactive for 10 contests. Was inactive for the season's first four contests and the season's final three contests.

- At Carolina (10/5), saw action in his first NFL game on special teams.
- Also saw duty on special teams against Tampa Bay (11/2), against New Orleans (11/16), against Buffalo (11/23), at Oakland (11/30) and at Denver (12/7).

### COLLEGE:

- Started 46 of 49 career contests at Clemson after being thrust into the

starting lineup as a true freshman.

- As a senior (2007), earned first-team All-ACC honors. Anchored an offensive line that led the ACC in scoring (33.1 ppg) and ranked second in total offense (403.2 ypg).
- As a junior (2006), earned first-team All-ACC honors. Led an offensive line that surrendered only 15.0 sacks, the third-lowest tally in the nation. Helped the Tigers rank fifth in the nation in rushing (217.8 ypg).
- Opened all 12 games at left tackle as a sophomore in 2005. Was the first Clemson offensive lineman to win ACC Offensive Lineman of the Week honors since 2001 after a stellar performance against All-America defensive end Mario Williams at North Carolina State.
- Appeared in 11 games with eight starts at left tackle as a true freshman. Also became the Tigers first true freshman to start more than one game on the offensive line since 1975.
- Graduated with a degree in Health Sciences from Clemson.

### PERSONAL:

- Attended Wando (Mt. Pleasant, S.C.) High School and was a three-year starter on the offensive line.
- Follow Richardson on Twitter at @HereisBarryRich.
- Born Barry Devon Richardson on May 15, 1986 in Mt. Pleasant, S.C.

## BARRY RICHARDSON'S NFL STATISTICS

### REGULAR SEASON

Year	Team	GP	GS
2008	Kansas City	6	0
2009	Kansas City	10	1
2010	Kansas City	16	16
2011	Kansas City	16	16
2012	St. Louis	16	16
<b>NFL Totals</b>		<b>64</b>	<b>49</b>

### PLAYOFFS

Year	Team	GP	GS
2010	Kansas City	1	1
<b>Playoff Totals</b>		<b>1</b>	<b>1</b>

### Starts Breakdown:

2009 - RT 1; 2010 - RT 15, LT 1; 2011 - RT 16; 2012 - RT 16

### Additional Statistics:

Forced Fumble - 1 (2012)

71



## MICHAEL ROOS

TACKLE • 6'7" • 313 lbs • COLLEGE: EASTERN WASHINGTON  
 ACQUIRED: 2ND ROUND - 2005 • NFL EXP. (NFL/TITANS): 9/9  
 HOMETOWN: VANCOUVER, WASH.  
 GAMES PLAYED/GAMES STARTED: 127/127 (PLAYOFFS: 2/2)



PRO BOWLS



2008

**PRO:** Michael Roos has become one of the NFL's top tackles and one of the franchise's building blocks. Roos' size (6-7, 313 pounds), athleticism and intelligence have made him one of the premier left tackles in the league. He also has been among the most durable of all current linemen, registering starts in all but one game in his first eight seasons—15 games at right tackle and 112 contests at left tackle. During that time period, his efforts helped the Titans allow the fourth-lowest number of sacks in the NFL (207) behind only the Indianapolis Colts, New Orleans Saints and New York Giants. Titans running backs accumulated seven individual 1,000-yard rushing seasons in Roos' first eight seasons. Roos has appeared in the Pro Bowl and has been named first-team *Associated Press* All-Pro (2008).

### CAREER HIGHLIGHTS:

- During the 2012 season, Roos' streak of 119 consecutive starts was snapped after he had an emergency appendectomy. At the time, Roos' streak ranked second in the NFL among all offensive tackles, trailing only Detroit's Jeff Backus.
- Roos was the only member of the 2005 NFL Draft class to start all 112 regular season games from 2005 through 2011. No other member of the class even started every game from 2005 through 2010.
- In 2009, was a member of an offensive line that blocked for the NFL's second-best rushing attack (162.0 yards per game) and opened holes for Chris Johnson who became just the sixth player in NFL history to rush for 2,000 yards. Also, part of an offensive front that allowed just 16 sacks, the second fewest in the NFL.
- In 2008, the Eastern Washington product was selected to his first career Pro Bowl and was named first-team *Associated Press* All-Pro after helping the offensive line allow an NFL-low 12 sacks.
- Roos began playing football as a high school senior and did not play on the offensive line until his sophomore year in college. He gained notoriety among NFL scouts with his impressive showing at the 2005 Senior Bowl, dominating Division I-A players at both left and right tackle spots. At the NFL Combine, he ran the 40-yard dash in 5.3 seconds, bench pressed 225 pounds 19 times and displayed a 29-inch vertical leap.

### TITANS TIDBITS:

- Roos is a travel enthusiast and has spent time during each of the last several offseasons in Europe. He takes an annual golfing trip to Ireland for St. Patrick's Day. In 2011, he spent a week touring Italy and another week in Adelboden, Switzerland. In 2012, Roos and his wife, Katherine, spent two weeks in Brussels, London and Amsterdam with teammate Mike Otto and his wife.
- In 2010, Roos pledged \$500,000 toward the Eastern Washington University's "Red Turf" project at Woodward Field in Cheney, Wash. The red artificial field was the first of its kind, not just in NCAA Division I football, but in the entire country. In the first year the turf was installed, Eastern Washington won the FCS Championship.
- In June 2010, Roos launched his annual Michael Roos Foundation Fish and Chip event at the Coeur d'Alene Resort in Idaho. The three-day event features a night cruise and live auction, bass fishing tournament and golf tournament. The event has been attended by several teammates and other notable guests, including Ahmad Hall, Mike Otto, Jake Scott, David Stewart, Randy Moss, Vince Young, Mark Rypien, Dennis Erickson, Kenny Easley, Jake Locker, Matt Hasselbeck, Steve Hutchinson and Dick Butkus. In 2012, Roos finished third in his tournament.
- Roos became just the second Eastern Washington player in school history to have his jersey number permanently retired with a ceremony on

Oct. 24, 2009.

- Roos spent the first 10 years of his life in the former Soviet Republic of Estonia, where his family lived in poverty despite his mother, Mae Bates, teaching violin during the day and working nights at a hotel desk. In 1992, one year after the collapse of the Soviet Union, his mother immigrated with him, his brother and his sister to Vancouver, Wash., where they lived with an aunt. In July 2007, Roos, along with his wife, Katherine, traveled back to Estonia for the first time since leaving the country. Their trip to his native land was part of a larger vacation that took them through England, Scotland and Germany.
- He earned a scholarship to Eastern Washington after playing one season at tight end in high school. He redshirted as a tight end on the football team and also redshirted on the basketball team for one season before focusing exclusively on football. He spent a year playing on the defensive line before switching to offensive tackle, where he started at left tackle every game for the next three seasons, a total of 35 consecutive contests.
- His mother now teaches English as a second language at an Atlanta, Ga., elementary school.
- Roos is believed to be the first Estonian to play in the NFL.
- One of Roos' college coaches was former Titans offensive lineman Tom Ackerman. In scouting Roos, the team – and particularly then-offensive line coach Mike Munchak – was able to speak frankly with Ackerman and gain further insight regarding the rookie's personality and abilities.

### CAREER TRANSACTIONS:

- A native of Estonia, Roos was selected by the Titans in the second round (41st overall) of the 2005 NFL Draft.

### SEASON RECAPS:

- 2012 (15/15):** Started 15 games at left tackle. Had started 119 consecutive games at tackle for the Titans before suffering an emergency appendectomy and missing the game against Indianapolis (10/28/12).
- At San Diego (9/16), was a member of an offensive front that did not allow a sack on 30 pass attempts.
  - Against Detroit (9/23), was a part of an offensive line that did not allow a sack on 42 pass attempts and created time for Jake Locker to amass 378 passing yards.
  - At Houston (9/30), helped open holes for Titans rushers to gain 158 yards on the ground, including 141 rushing yards for Chris Johnson.
  - At Buffalo (10/21), opened holes for Chris Johnson to amass 195 rushing yards on just 18 carries.
  - Against Indianapolis (10/28), was inactive for the first time after 119 consecutive starts following an emergency appendectomy earlier in the week.
  - At Miami (11/11), helped open holes for Titans' rushers to gain 177 rushing yards on 37 carries.
  - Against N.Y. Jets (12/17), helped open holes for Titans' ball carriers to gain 167 yards on the ground.

- 2011 (16/16):** Named to the *Sporting News* All-Pro team. Started all 16 games at left tackle and was a part of a unit that allowed just 24 sacks, which tied for the second-lowest total in the NFL. Made his 100th career start at Cleveland (10/2/11).
- Against Baltimore (9/18), was a member of an offensive front that did not allow a sack on 42 pass attempts.
  - Against Denver (9/25), was a part of an offensive front that provided time for Matt Hasselbeck to amass 311 passing yards.
  - At Cleveland (10/2), made his 100th consecutive start at tackle and was

a member of an offensive line that did not allow a sack. Helped open holes for Chris Johnson to amass 101 rushing yards on 23 carries.

- At Carolina (11/13), was a member of an offensive line that opened holes for Titans' ball carriers to gain 172 yards on the ground.
- Against Tampa Bay (11/27), was a member of an offensive front that opened holes for Titans' ball carriers to gain 202 yards on the ground, including 190 rush yards by Chris Johnson.
- At Buffalo (12/4), helped block for Titans' rushers gain 187 yards on 31 carries (6.0 avg.).
- Against Jacksonville (12/24), started at left tackle and provided protection for Matt Hasselbeck to register 350 passing yards.

**2010 (16/16):** Started 16 games at left tackle and was a member of an offensive front that opened holes for Titans' ball carriers to gain 1,727 rushing yards in 2010.

- Against Oakland (9/12), was a member of an offensive front that opened holes for Titans' rushers to gain 205 yards on the ground.
- At N.Y. Giants (9/26), was a part of an offensive line that opened holes for Titans' rushers to gain 161 yards on the ground.
- At Jacksonville (10/18), was a part of an offensive front that did not allow a sack in 21 pass attempts. Member of a unit that opened holes for Titans' ball carriers to gain 153 rushing yards.
- Against Philadelphia (10/24), was a member of an offensive front that did not give up a sack in the second half, allowing Kerry Collins to rack up 214 passing yards after halftime in the victory.
- At San Diego (10/31), was a part of an offensive line that did not allow a sack on 36 pass attempts.
- Against Indianapolis (12/9), started at left tackle and was a part of an offensive front that did not allow a sack on 39 pass attempts and opened holes for Titans' ball carriers to gain 121 yards on the ground.
- At Indianapolis (1/2), was a member of an offensive front that allowed just one sack on 39 pass attempts, while Kerry Collins amassed 300 yards passing.

**2009 (16/16):** Started all 16 games for the fifth consecutive season and was named an AP second-team All-Pro. Member of an offensive line that blocked for the NFL's second-best rushing attack (162.0 yards per game) and opened holes for Chris Johnson who became just the sixth player in NFL history to rush for 2,000 yards. Part of an offensive front that allowed just 16 sacks, the second fewest in the NFL. Helped open holes for Titans' rushers to gain 305 rushing yards, the second most yards on the ground in franchise history, against Jacksonville (11/1/09).

- Against Houston (9/20), helped open holes for the Titans to gain 240 yards on the ground, including a then career-best 197 rushing yards from Chris Johnson.
- Against Jacksonville (11/1), blocked for Titans' rushers to gain 305 rushing yards, the second most yards on the ground in franchise history. Part of an offensive front that did not allow a sack on 18 pass attempts in the Titans' 30-13 victory. Helped Chris Johnson set the franchise record with 228 rushing yards.
- Against Arizona (11/29), was a part of an offensive front that helped the unit amass 532 total yards in the Titans' 20-17 come-from-behind victory.
- At Seattle (1/3), was a member of an offensive front that opened holes for Chris Johnson to gain 134 yards on the ground, allowing him to surpass 2,000 rushing yards for the season. Part of an offensive line that did not allow a sack on 28 pass attempts in the Titans' season-ending 17-13 victory.

**2008 (16/16, 1/1):** Selected to his first career Pro Bowl and was named first-team Associated Press All-Pro after starting all 16 games at left tackle. Was also selected to All-Pro or All-NFL teams by the Dallas Morning News, Pro Football Weekly/Professional Football Writers of America, Sports Illustrated and Sporting News. Part of an offensive line that allowed an NFL-low 12 sacks in 2008. Member of an offensive line that opened holes for Titans' rushers to gain a franchise-record 332 rushing yards at Kansas City (10/19). Part of an offensive front that did not allow a sack for five consecutive games (9/21/08 – 10/27/08).

- At Cincinnati (9/14), helped pave the way for Titans' rushers to gain 177 yards on the ground in the 24-7 road victory. Saved a turnover by recovering a Kerry Collins' fumble at the Tennessee 38-yard line in the second quarter.
- At Baltimore (10/5), member of an offensive line that did not allow a sack on 32 pass attempts in the Titans' 13-10 comeback victory over the

Ravens. Marked the third consecutive game the front did not allow a sack.

- At Kansas City (10/19), member of an offensive front that opened holes for Tennessee ball carriers to rush for a franchise-record 332 rushing yards in the Titans' commanding 34-10 road victory over the Chiefs. Part of an offensive line that did not allow a sack for the fourth straight game.
- Against Indianapolis (10/27), part of an offensive line that did not allow a sack despite 37 pass attempts in the Titans' 31-21 victory over the Colts on Monday Night Football.
- At Detroit (11/27), member of an offensive front that blocked for Titans' ball carriers to gain 292 yards on the ground in the Titans' commanding 47-10 victory over the Lions on Thanksgiving.
- Against Pittsburgh (12/21), part of an offensive front that helped amass 322 total yards, the most against Pittsburgh this season, in the Titans' 31-14 victory.
- In Divisional playoffs against Baltimore (1/10), helped the Titans offense amass 391 total yards.

**2007 (16/16, 1/1):** Started all 16 games at left tackle for the third consecutive season. Helped open holes for Titans' rushers to average 131.8 yards per game, ranking the rushing attack fifth in the NFL. Blocked for LenDale White who registered his first 1,000-yard rushing season (1,110) in his second NFL campaign. Part of an offensive front that finished 14th in the league with 30 sacks allowed.

- At Jacksonville (9/9), member of an offensive front that opened holes for Titans' rushers to gain 282 rushing yards, the second-highest total in franchise history.
- At Houston (10/21), member of an offensive line that opened holes for Titans' rushers to gain 155 rushing yards in the Titans' thrilling 38-36 victory over the Texans. Part of an offensive front that allowed just one sack on 42 pass attempts.
- At Indianapolis (12/30), part of an offensive line that opened holes and provided protection allowing the offense to gain 356 total yards in the Titans' 16-10 playoff-clinching victory.

**2006 (16/16):** Started all 16 games for second consecutive season. Made all 16 starts at left tackle and helped rushing offense rank third in the AFC and fifth in the NFL with 2,214 yards. Helped set franchise season record with 4.7-average yards per carry (seventh in NFL), and was member of line that finished tied for 10th in NFL with 29 sacks allowed. Protected quarterback Vince Young, who was named Associated Press Offensive Rookie of the Year.

- At Indianapolis (10/8), helped offense gain 214 rushing yards and held Colts without a sack.
- Against Indianapolis (12/3), blocked for offense that gained 382 yards, including season-high 219 on ground, and did not allow any sacks for second game of season versus Colts.
- At Buffalo (12/24), helped team rush for 215 yards.

**2005 (16/16):** Started all 16 games in rookie season – 15 games at right tackle and one contest at left tackle (9/11 at Pittsburgh). Protected quarterback Steve McNair as team ranked ninth in NFL in passing and Chris Brown and Travis Henry combined for 1,186 rushing yards. Helped team finish tied for 10th in league in fewest sacks allowed (31).

- In season opener at Pittsburgh (9/11), started at left tackle against eventual Super Bowl Champions in NFL debut. Started in place of Brad Hopkins.
- Following week against Baltimore (9/18), started at right tackle and helped offense gain 290 yards in victory. Started at right tackle for remainder of season.

#### COLLEGE:

- At Eastern Washington, started 35 consecutive games at left tackle after beginning his career as defensive lineman. Earned numerous accolades, including first-team All-American by The NFL Draft Report, American Football Coaches Association and The Sports Network, second-team AP All-American, Division I-AA Offensive Lineman of the Year by The NFL Draft Report, unanimous first-team All-Big Sky Conference and two-time Big Sky All-Academic selection.
- As senior, started all 13 games at left offensive tackle. Contributed 113 knockdown blocks and 17 blocks that resulted in touchdowns while allowing just two sacks all season.
- As junior, started every game at left tackle for second-consecutive

season and earned honorable mention All-Big Sky Conference. Totaled 61 knockdown blocks with seven blocks resulting in touchdowns.

- As sophomore, started all 11 games at left tackle and earned honorable mention All-Big Sky honors.
- As redshirt freshman, played in eight games as defensive end and defensive tackle with two starts and totaled 17 tackles, 1.5 sacks, three tackles for loss, one forced fumble and one fumble recovery.
- Graduated in March 2005 with double major in finance and economics.

#### PERSONAL:

- Married to Katherine (July 2006), couple resides in Nashville and maintains close connections in Vancouver, Wash.
- Named second-team All-Greater St. Helens League as tight end at Mountain View (Vancouver, Wash.) High School after recording 18 receptions for 306 yards and three touchdowns as senior. Also collected 40 tackles and two sacks as defensive lineman.
- Earned All-League honors for Mountain View basketball team and also threw javelin for track & field team (long throw of 185 feet).
- Earned scholar-athlete honors three times in basketball, twice in track and once in football.
- List of favorites: (movies) "The Dark Knight," "Anchorman," "Borat," "Hitman" and "The 40-Year-Old Virgin"; (TV shows) "Family Guy," "The Office" and "Seinfeld"; (actor) Will Ferrell; (music artist) Brian McKnight; (video games) Madden NFL Football and Call of Duty; (school subject) finance; (food) City House pork belly ham pizza; and (book) "The Da Vinci Code."
- Born Mihkel Roos on Oct. 5, 1982 in Tallinn, Estonia.

## MICHAEL ROOS' NFL STATISTICS

### REGULAR SEASON

Year	Team	GP	GS
2005	Tennessee	16	16
2006	Tennessee	16	16
2007	Tennessee	16	16
2008	Tennessee	16	16
2009	Tennessee	16	16
2010	Tennessee	16	16
2011	Tennessee	16	16
2012	Tennessee	15	15
<b>NFL Totals</b>		<b>127</b>	<b>127</b>

### PLAYOFFS

Year	Team	GP	GS
2007	Tennessee	1	1
2008	Tennessee	1	1
<b>Playoff Totals</b>		<b>2</b>	<b>2</b>

### Starts Breakdown:

2005 - LT 1, RT 15; 2006 - LT 16; 2007 - LT 16 (Playoffs 1); 2008 - LT 16 (Playoffs 1); 2009 - LT 16; 2010 - LT 16; 2011 - LT 16; 2012 - LT 15

### Additional Career Statistics

Receptions - 1 for 7 yards (2005)

Tackles - 2 (2006), 2 (2007), 3 (2009), 1 (2010), 4 (2011), 1 (2012)

Fumble Recoveries - 1 (2008)

62



## BRIAN SCHWENKE

CENTER • 6'3" • 318 lbs • COLLEGE: CALIFORNIA  
 ACQUIRED: 4TH ROUND - 2013 • NFL EXPERIENCE: ROOKIE  
 HOMETOWN: OCEANSIDE, CALIF.  
 GAMES PLAYED/GAMES STARTED: 0/0 (PLAYOFFS: 0/0)



**PRO:** The Titans continued to rebuild their interior offensive line in the fourth round of the 2013 NFL Draft, selecting California center Brian Schwenke. A nimble athlete with a thick build, he will compete immediately for a starting role. Schwenke began his impressive post-college showing at the 2013 Senior Bowl, when he fared well in practices and started for the winning South squad. At the 2013 NFL Combine, he ranked among the event's top offensive linemen in several categories, including the three-cone drill (tied for second place at 7.31 seconds), 40-yard dash (sixth at 4.99 seconds), broad jump (tied for 10th at 108 inches) and bench press (tied for eighth with 31 reps of 225 pounds).

### CAREER HIGHLIGHTS:

- As a senior at Cal, Schwenke played center for the first time. He started all 12 games for the Golden Bears and was named first-team All-Pac-12 by the league's coaches.

### TITANS TIDBITS:

- Schwenke was an avid surfer during the time he spent living in Hawaii as a result of his father's job in the Navy.
- His father, Brian Sr., was a SERE (Survival, Evasion, Resistance and Escape) trainer in the Navy from 1990–2002.
- Schwenke spent time training prior to the 2013 NFL Draft with the Titans' eventual first-round pick, guard Chance Warmack.

### CAREER TRANSACTIONS:

- A native of Oceanside, Calif., Schwenke was selected by the Titans in the fourth round (107th overall) of the 2013 NFL Draft.

### COLLEGE:

- In four seasons with the California Golden Bears (2009-12), he played in 48 of 50 possible games. Started 36 of 37 possible contests over his final three campaigns. Started games at three different positions during his career, making 16 starts at left guard, 12 at center and eight at right guard.

**AS A SENIOR (2012)**, named first-team All-Pac-12 by the league's coaches and second-team All-Pac-12 by Phil Steele in his first season as the team's starting center. Added a pair of team honors by capturing the Brick Muller Award as Cal's Most Valuable Lineman and a Cort Majors Team Captain Award. Became one of only five Cal players to start each of the team's 12 games. Moved to center for the first time at Cal during spring practice after spending most of the first three seasons of his collegiate career at guard.

**AS A JUNIOR (2011)**, played in and started 12 of the team's 13 games at left guard, missing a contest vs. Washington State (11/5) due to illness that was the only missed start by the team's five starting offensive linemen all season. Totaled four pancakes, 28 knockdowns and 17 cut blocks.

**AS A SOPHOMORE (2010)**, started all 12 games, with the first eight starts coming at left guard before he was moved to right guard for his final four starts.

- Against UC-Davis (9/4), recorded his first career start.

**AS A FRESHMAN (2009)**, played in 12 of 13 possible games off the bench primarily on special teams and as a reserve offensive lineman. He was one of only three true freshmen to play in 2009 along with kicker Vincenzo D'Amato and tailback Isi Sofele.

- Graduated in December 2012 with a degree in political science.

### PERSONAL:

- Engaged to Mandi Innocenzi, he splits time between Nashville and San Diego.

- Attended Oceanside (Calif.) High School, where he was regarded as the state of California's 60th-best overall prospect by Rivals, which also rated him the 44th-best offensive guard in the nation. Ranked as the nation's No. 9 offensive player by ESPN. Named first-team All-State, All-Area, All-County, All-San Diego Section and All-Valley League as a senior in 2008. Added All-Region accolades from both Prepstar and SuperPrep during his senior campaign for a team that finished with a 12-0-1 record and won a regular-season Valley League title, as well as a San Diego Section crown. Also played defense as a senior, contributing 17 tackles.

- As a junior in 2007, selected first-team All-Valley League, second-team All-County and second-team All-State, as his squad finished 12-1 overall and won the state title.

- On Twitter: @BrianSchwenke

- On Instagram: @bmschwenke

- One of his best friends is former University of Kentucky and current Detroit Lions guard Larry Warford.

- List of favorites: (movie) "Pulp Fiction"; (TV show) "Big Bang Theory"; (actor) Tom Hardy; (music artists) Radiohead and Led Zeppelin; (car) his Dodge SRT-10 with a Viper engine; (books) *Harry Potter* series by J. K. Rowling and *The Lord of the Rings* series by J.R.R. Tolkien; (favorite athlete as a child) Jerome Bettis; (video games) Halo and Call of Duty; (school subject) political science; and (food) Kalua pork fried rice.

- Born Brian Max Schwenke Jr. in Waukegan, Ill., on March 22, 1991.

## BRIAN SCHWENKE'S COLLEGE STATS

### REGULAR SEASON

Year	Team	GP	GS
2009	California	12	0
2010	California	12	12
2011	California	12	12
2012	California	12	12
<b>NFL Totals</b>		<b>48</b>	<b>36</b>

### Starts Breakdown:

2010 - LG 8, RG 4; 2011 - LG 12; 2012 - C 12

### Additional Career Statistics

Receptions - 1 for 3 yards (2012)

Tackles - 1 (2011)

24



## COTY SENSABAUGH

CORNERBACK • 5'11" • 187 lbs • COLLEGE: CLEMSON  
 ACQUIRED: 4TH ROUND - 2012 • NFL EXP. (NFL/TITANS): 2/2  
 HOMETOWN: KINGSFORT, TENN.  
 GAMES PLAYED/GAMES STARTED: 16/3 (PLAYOFFS: 0/0)



**PRO:** The Titans used their fourth-round pick in the 2012 NFL Draft on cornerback Coty Sensabaugh. The 5-foot-11-inch, 189-pounder contributed immediately as a rookie by appearing in all 16 games primarily on special teams and as a slot corner in the nickel package. Respected for his work ethic and intelligence, Sensabaugh also possesses tremendous athleticism. Considered a late bloomer by many after beginning his college career as a special teams player and reserve cornerback, he nevertheless became one of the Clemson's top performers by the end of his tenure in Death Valley.

### CAREER HIGHLIGHTS:

- As a rookie in 2012, Sensabaugh played in all 16 games and notched 27 tackles and three passes defended.

### TITANS TIDBITS:

- During the 2013 offseason, Sensabaugh launched a 10-week campaign to become The Leukemia & Lymphoma Society Man of the Year in Nashville. He personally titled his campaign "A Fight for Jamaar" in honor of his brother. When Sensabaugh was 11, his older brother, Jamaar, died from leukemia a week after being diagnosed. Unique events that highlighted Coty's personal campaign included a fashion show with his teammates, as well as a fellowship dinner in his hometown of Kingsport. Sensabaugh is determined to launch a non-profit organization in Jamaar's name to raise awareness and money to combat the disease, and he wants to continue to be an active spokesperson for the cause.
- He grew up on the same street in Kingsport, Tenn., as his second cousin, former NFL safety Gerald Sensabaugh.
- Sensabaugh is a self-described "shoe fanatic."

### CAREER TRANSACTIONS:

- The Kingsport, Tenn., native was selected by the Titans in the fourth round (115th overall) of the 2012 NFL Draft.

### SEASON RECAPS:

**2012 (16/3):** Saw action in all 16 games with three starts as a rookie at cornerback and registered 27 tackles and three passes defended. Collected four special teams tackles on coverage units. Played in his first career NFL game against New England (9/9/12). Made his first career start at cornerback against Chicago (11/4/12). Tied for the team lead in passes defended once in 2012 (at MIA). Tied for the team lead in special teams tackles twice in 2012 (at MIN, vs. NYJ).

- Against New England (9/9), made his NFL debut as a reserve on special teams, while seeing limited action at cornerback.
- At Minnesota (10/7), tied for the team lead with a special teams tackle. Stonewalled Marcus Sherels for no gain on a punt return in the second quarter.
- At Chicago (11/4), made his first career NFL start as the nickelback and notched five tackles.
- At Miami (11/11), played as a reserve as the team's nickelback and recorded three solo tackles and two passes defended. Broke up a pass intended for Jabar Gaffney in the third quarter. Halted a Dolphins' drive by deflecting a short pass intended for Davone Bess on third-and-five in the final stanza.
- At Indianapolis (12/9), saw action as a reserve at cornerback and tallied three solo tackles and a pass defended. Knocked down a pass intended for Dwayne Allen late in the second quarter.
- At Green Bay (12/23), started at cornerback as the team opened the game in the nickel package and totaled four tackles.

### COLLEGE:

- In four seasons at Clemson, Sensabaugh appeared in 52 games with 17 starts. He totaled 87 tackles, two tackles for loss, four interceptions, two quarterback pressures and 18 passes defended. He had one interception in each of his four seasons. After sitting out the first game of his redshirt freshman season, Sensabaugh went on to play in 52 of Clemson's next 53 contests, including starts in all 14 games as a senior.
- As a senior (2011), named permanent team co-captain and started all 14 games. Concluded the campaign with 40 tackles, one tackle for loss, one interception, two quarterback pressures, and a team-high 13 passes defended. Credited with 993 snaps, which set a school record for a defensive player.
- As a junior (2010), notched 28 tackles, a tackle for loss, an interception and two passes defended in 13 games (three starts).
- As a sophomore (2009), played in 13 games and registered 14 tackles, one interception and two passes defended. Saw action on defense in 10 total contests and participated exclusively on special teams in three games.
- As a redshirt freshman (2008), spent the season as a second-team cornerback. Did not play in the season-opener but played in each of the last 12 contests. Played on defense in nine contests in addition to regular duty on special teams. Totaled five tackles and one interception.
- Redshirted in 2007.
- Graduated in May 2011 with a degree in communication studies.

### PERSONAL:

- Single, splits time between Nashville and Kingsport, Tenn.
- Named team MVP as a senior at Dobyns-Bennett (Kingsport, Tenn.) High School after totaling four interceptions as a defensive back and 48 receptions for 915 yards and 14 touchdowns as a wide receiver. Helped his team advance to the state quarterfinals after earning a 12-1 record and conference title.
- Also played basketball for four years and was a starting guard for two years. He led the team as a junior with 17.3 points per game.
- Ran multiple events in track, including the 100-meter, 200, 100 relay and 200 relay.
- Follow Sensabaugh on Twitter at @cotysense.
- List of favorites: (movie) Friday; (TV show) "Martin"; (actor) Denzel Washington; (music artist) Jay-Z and Nas; (school subject) history; (car) Benz S550; (food) "my mom and dad's cooking"; (sports heroes) Penny Hardaway; and (favorite sports team other than the Titans) Miami Heat.
- Born Coty Alexander Sensabaugh on Nov. 15, 1988 in Kingsport, Tenn.

## COTY SENSABAUGH'S GAME-BY-GAME

**2012 Tennessee Titans**

Date	Opp	W/L	P/S	Tot	Solo	Asst	Sk	-Yds	QBP	TFL	Int	-Yds	-TD	PD	FF	FR	-Yds	SpT	
Sept 9	NE	L	p	0	0	0	0.0	0.0	0	0	0	0	0	0	0	0	0	0	0
Sept 16	@ SD	L	p	2	1	1	0.0	0.0	0	0	0	0	0	0	0	0	0	0	0
Sept 23	Det	W	p	2	2	0	0.0	0.0	0	0	0	0	0	0	0	0	0	0	0
Sept 30	@ Hou	L	p	0	0	0	0.0	0.0	0	0	0	0	0	0	0	0	0	0	0
Oct 7	@ Min	L	p	0	0	0	0.0	0.0	0	0	0	0	0	0	0	0	0	0	1
Oct 11	Pit	W	p	0	0	0	0.0	0.0	0	0	0	0	0	0	0	0	0	0	0
Oct 21	@ Buf	W	p	0	0	0	0.0	0.0	0	0	0	0	0	0	0	0	0	0	0
Oct 28	Ind	L	p	0	0	0	0.0	0.0	0	0	0	0	0	0	0	0	0	0	1
Nov 4	Chi	L	S	5	4	1	0.0	0.0	0	0	0	0	0	0	0	0	0	0	0
Nov 11	@ Mia	W	p	3	3	0	0.0	0.0	0	0	0	0	0	0	0	0	0	2	0
Nov 25	@ Jax	L	p	2	2	0	0.0	0.0	0	0	0	0	0	0	0	0	0	0	0
Dec 2	Hou	L	p	1	1	0	0.0	0.0	0	0	0	0	0	0	0	0	0	0	0
Dec 9	@ Ind	L	p	3	3	0	0.0	0.0	0	0	0	0	0	0	0	0	0	1	0
Dec 17	NYJ	W	p	2	2	0	0.0	0.0	0	0	0	0	0	0	0	0	0	0	0
Dec 23	@ GB	L	S	4	2	2	0.0	0.0	0	0	0	0	0	0	0	0	0	0	0
Dec 30	Jax	W	S	3	3	0	0.0	0.0	0	0	0	0	0	0	0	0	0	0	0
<b>Totals</b>				<b>6-10</b>	<b>16/3</b>	<b>27</b>	<b>23</b>	<b>4</b>	<b>0.0</b>	<b>0.0</b>	<b>0</b>	<b>0</b>	<b>0</b>	<b>3</b>	<b>0</b>	<b>0</b>	<b>0</b>	<b>3</b>	<b>0</b>

## COTY SENSABAUGH'S NFL STATISTICS

REGULAR SEASON				TACKLES							INTERCEPTIONS					FUMBLES			
Year	Team	GP	GS	Tot	Solo	Asst	Sk	Yds	QBP	TFL	No	Yds	Lg	TD	PD	FF	FR	Yds	SpT
2012	Tennessee	16	3	27	23	4	0.0	0.0	0	0	0	0	0	0	3	0	0	0	4
<b>NFL Totals</b>		<b>16</b>	<b>3</b>	<b>27</b>	<b>23</b>	<b>4</b>	<b>0.0</b>	<b>0.0</b>	<b>0</b>	<b>0</b>	<b>0</b>	<b>0</b>	<b>0</b>	<b>0</b>	<b>3</b>	<b>0</b>	<b>0</b>	<b>0</b>	<b>4</b>

**Single-Game Highs**

Tackles - 5 vs. Chicago (11/4/12)

Pass Defensed - 2 at Miami (11/11/12)

Special Teams Tackles - 1 (Four times, last vs. Jacksonville 12/30/12)

59



TIM SHAW

LINEBACKER • 6'1" • 238 lbs • COLLEGE: PENN STATE  
ACQUIRED: WAIVERS (CHI) - 2010 • NFL EXP. (NFL/TITANS): 6/4  
HOMETOWN: LIVONIA, MICH.  
GAMES PLAYED/GAMES STARTED: 80/3 (PLAYOFFS: 0/0)





2011, 2012

**PRO:** Tim Shaw has become a special teams ace in his first six NFL seasons, and he is a valuable member of the linebacking corps. He joined the Titans in 2010 after spending time with the Carolina Panthers, Jacksonville Jaguars and Chicago Bears. A former fifth-round pick in the 2007 NFL Draft, Shaw's leadership on the field and in the locker room was recognized by his teammates when they named him special teams captain for the 2011 and 2012 seasons.

#### CAREER HIGHLIGHTS:

- In 2012, Shaw led the team with 13 special teams tackles, marking the third consecutive season he led the squad or tied for the team lead in special teams stops. He added a career-high 38 tackles on defense.
- Shaw recorded his second career blocked punt against the Steelers on Oct. 11, 2012, getting in front of a Drew Butler attempt.
- According to press box tallies of special teams tackles (many teams, including the Titans, publish tackle statistics from coaches' film review), Shaw ranked third in the NFL from 2009–2012 with 61 total special teams stops, trailing only John Wendling's 77 and Heath Farwell's 64 (Shaw's published total from the Titans based on film review during that time is 78).
- In 2011, Shaw tied for the team lead with 15 special teams tackles.
- At Pittsburgh on Oct. 9, 2011, Shaw blocked his first career punt, getting his hands on an attempt by Daniel Sepulveda.
- In 2010, Shaw led the Titans with 20 special teams tackles in his first season with the team.
- At San Diego on Oct. 31, 2010, he made his first career NFL start, lining up in a four-linebacker set.
- In 2009, was credited with a Chicago Bears franchise-record 30 special teams tackles and his 20 'press box' special teams stops led the NFL.
- At the conclusion of the 2009 campaign, Shaw was named to the *USA Today* All-Joe team, which honors "the overlooked, the overachievers, the hard-working guys who don't grab the headlines."

#### TITANS TIDBITS:

- During recent offseasons, Shaw has used his time to serve on several mission trips. As a member of the Jaguars in 2009, he visited Costa Rica with a group of players and NFL chaplains with SCORE International. As a member of the Titans, he spent time serving in Haiti in 2011 and 2012, and he also went back to Costa Rica in 2012 with teammate Fernando Velasco and chaplain Reggie Pleasant.
- Shaw was born in Exeter, England and lived there until he was almost two years old before moving to Michigan. He has visited his birthplace several times and has many relatives that still live there.
- In February 2011, Shaw headed back to England to help promote Super Bowl XLV. He joined Carolina Panthers kicker Rhys Lloyd for the annual "Super Bash," the largest and only official NFL Super Bowl party in the United Kingdom.

#### CAREER TRANSACTIONS:

- The Livonia, Mich., native was originally selected by the Carolina Panthers in the fifth round (164th overall) of the 2007 NFL Draft.
- Released by the Panthers on Aug. 30, 2008 and signed by the Jacksonville Jaguars as a free agent on Nov. 26, 2008.
- Released by the Jaguars on Sept. 6, 2009 and signed by the Chicago Bears as a free agent on Sept. 14, 2009.
- Released by the Bears on Sept. 4, 2010 and claimed off waivers by the Titans on Sept. 5, 2010.

#### SEASON RECAPS:

**2012 (16/2 - Tennessee):** Played in all 16 games for the third consecutive season with the Titans and led the team with 13 special teams tackles. Registered 38 tackles, including a tackle for loss, a quarterback pressure and a forced fumble as a middle linebacker on defense. Tied for the team lead in tackles once (vs. NYJ). Led or tied for the team lead in special teams tackles five times (vs. DET, at HST, at MIA, vs. NYJ, at GB). Posted a career-high eight tackles against N.Y. Jets (12/17/12). Was voted a team captain for the 2012 season by his teammates.

- Against Pittsburgh (10/11), set up the Titans' first touchdown by breaking through the line and blocking a Drew Butler punt that was recovered by Jason McCourty at the Steelers' one-yard line on the final play of the first quarter.
- At Buffalo (10/21), saw action as a reserve at linebacker and posted a then-career-high four tackles, including a stop for loss on defense. Stonewalled C.J. Spiller for a one-yard loss on a short pass late in the fourth quarter.
- At Miami (11/11), led the team with two special teams tackles and also recorded three tackles and a quarterback pressure.
- Against Houston (12/2), played in significant action as a reserve at middle linebacker and posted seven tackles. Notched a special teams tackle on coverage units.
- At Indianapolis (12/9), started at middle linebacker (second career start) and tallied a tackle and a forced fumble. Forced a Delone Carter fumble that was recovered by the Colts in the second quarter.
- Against N.Y. Jets (12/17), started at middle linebacker and tied for the team lead with a career-high eight tackles. Added a special teams tackle.
- At Green Bay (12/23), played as a reserve at linebacker and totaled five tackles. Tied for the team lead with two special teams stops.

**2011 (16/0 - Tennessee):** Appeared in all 16 games and tied for the team lead with 15 special teams tackles. Tied for the team lead in special teams tackles seven times in 2011 (vs. DEN, at CLE, vs. CIN, at CAR, at ATL, vs. TB, at IND). Blocked a Daniel Sepulveda punt at Pittsburgh (10/9/11). Was voted a team captain for the 2011 season by his teammates.

- At Cleveland (10/2), played as a reserve on special teams and tied for the team lead with three special teams stops.
- At Pittsburgh (10/9), saw action as a reserve on special teams and blocked a punt. Blocked a Daniel Sepulveda punt that was recovered by Cortland Finnegan in the fourth quarter.
- Against Houston (10/23), saw time as a reserve on special teams coverage units and limited action at linebacker.
- Against New Orleans (12/11), saw action as a reserve at linebacker and recorded two solo tackles. Collected a tackle on special teams.

**2010 (16/1 - Tennessee):** Appeared in 16 games with one start at linebacker and led the team with 20 special teams tackles. Collected 11 tackles as an extra linebacker on defense. Tied for the team lead in special teams tackles eight times (vs. OAK, vs. PIT, vs. DEN, at DAL, at MIA, vs. WAS, vs. JAX, at KC).

- At Dallas (10/10), tied for the team lead with a season-high three special teams tackles. Stuffed Dez Bryant for a one-yard loss on a punt return in the third quarter.
- Against Philadelphia (10/24), made a big play on special teams by recovering a Jorrick Calvin fumble that was forced by Lavelle Hawkins on a punt return late in the fourth quarter.
- At San Diego (10/31), started at linebacker as the Titans opened the game in a four-linebacker set and notched two tackles. Stuffed Mike Tolbert for a one-yard loss on a third-and-one rush in the fourth stanza.





## TIM SHAW'S NFL STATISTICS

REGULAR SEASON		TACKLES									INTERCEPTIONS					FUMBLES				
Year	Team	GP	GS	Tot	Solo	Asst	Sk	Yds	QBP	TFL	No	Yds	Lg	TD	PD	FF	FR	Yds	SpT	
2007	Carolina	14	0	0	0	0	0.0	0.0	0	0	0	0	0	0	0	0	0	0	0	14
2008	Jacksonville	3	0	0	0	0	0.0	0.0	0	0	0	0	0	0	0	0	0	0	0	4
2009	Chicago	15	0	0	0	0	0.0	0.0	0	0	0	0	0	0	0	0	0	0	0	30
2010	Tennessee	16	1	11	7	4	0.0	0.0	0	1	0	0	0	0	0	0	0	0	0	20
2011	Tennessee	16	0	2	2	0	0.0	0.0	0	0	0	0	0	0	0	0	0	0	0	15
2012	Tennessee	16	2	38	30	8	0.0	0.0	1	1	0	0	0	0	0	1	0	0	0	13
<b>NFL Totals</b>		<b>80</b>	<b>3</b>	<b>51</b>	<b>39</b>	<b>12</b>	<b>0.0</b>	<b>0.0</b>	<b>1</b>	<b>2</b>	<b>0</b>	<b>0</b>	<b>0</b>	<b>0</b>	<b>0</b>	<b>1</b>	<b>0</b>	<b>0</b>	<b>0</b>	<b>96</b>

### Single-Game Highs

Tackles - 8 vs. N.Y. Jets (12/17/12)  
 Special Teams Tackles - 8 at Detroit (1/3/10)  
 Forced Fumble - 1 at Indianapolis (12/9/12)

### Additional Statistics

Special Teams Forced Fumbles - 1 (2010)  
 Special Teams Fumble Recoveries - 1 (2010)  
 Blocked Punts - 1 (2011), 1 (2012)

11



## RUSTY SMITH

QUARTERBACK • 6'5" • 223 lbs • COLLEGE: FLORIDA ATLANTIC  
 ACQUIRED: 6TH ROUND - 2010 • NFL EXP. (NFL/TITANS): 4/4  
 HOMETOWN: JACKSONVILLE, FLA.  
 GAMES PLAYED/GAMES STARTED: 3/1 (PLAYOFFS: 0/0)



**PRO:** The Titans used their first of two sixth-round selections in 2010 on quarterback Rusty Smith, a strong-armed signal caller with solid vision and pocket awareness. In his first three NFL seasons, he has appeared in three career games with one start and completed 23 of 45 passes for 234 yards with four interceptions. The three-and-a-half year starter for Florida Atlantic can make all the throws and excels as a passer outside of the pocket.

### CAREER HIGHLIGHTS:

- In 2010, Smith saw action in two games and completed 20 of 40 passes for 200 yards with four interceptions. He made his first career NFL start at Houston (11/28/10).
- As a sophomore at Florida Atlantic, Smith was named 2007 Sun Belt Player of the Year and set FAU records for a season with 3,688 passing yards and 32 touchdowns. He led the Owls to their first ever Bowl appearance, a victory against Memphis in the New Orleans Bowl.

### TITANS TIDBITS:

- Smith's parents, Russell and Melody, own two restaurants called Russ-Doe's Sandwich Shops in Jacksonville. He grew up working in the restaurants and still helps out when he is in town. One of the most popular sandwiches is the "Russ-Doe's Special," which includes ground beef, small diced onions with the family's "special" ingredient. Only a handful of people actually know what the ingredient is.
- Smith became the first player ever drafted out of Florida Atlantic when the Titans selected him in the sixth round of the 2010 NFL Draft.
- When he was in high school Smith began attending the same church in Jacksonville as former Heisman Trophy winner Tim Tebow. The two signal callers know each other and have worked out together.

### CAREER TRANSACTIONS:

- The Jacksonville, Fla., native was selected by the Titans with their first of two sixth-round picks (176th overall) in the 2010 NFL Draft.

### SEASON RECAPS:

**2012 (1/0):** Appeared in one game as the backup quarterback and completed three of five passes for 34 yards. Was inactive for 11 games and dressed but did not play as the backup in four other contests.

- At Minnesota (10/7), played as a reserve for the Titans' final series and completed three of five passes for 34 yards.

**2011 (0/0):** Was inactive for 15 games and dressed but did not play at Indianapolis (12/18).

**2010 (2/1):** Appeared in two games with one start at quarterback and completed 20 of 40 passes for 200 yards with four interceptions. Was inactive as the third quarterback for the first nine games of the season, as well as the final five contests. Made his NFL debut against Washington (11/21/10). Made his first career start at Houston (11/28/10).

- Against Washington (11/21), entered the game late in the third quarter after Vince Young exited with an injury and completed three of nine passes for 62 yards with an interception. Connected with Nate Washington for a 52-yard pass in the fourth quarter, marking his first career NFL completion.
- At Houston (11/28), started at quarterback and completed 17 of 31 passes for 138 yards with three interceptions. Connected with Jared Cook for a 23-yard reception late in the fourth quarter.

### COLLEGE:

- Smith became the most prolific passer in Florida Atlantic football history

during his four-year career with the Owls. He amassed school records with 10,112 passing yards, 768 completions and 76 touchdowns. He led the Owls to back-to-back Bowl appearances for the first time from 2007-2008.

- As a senior (2009), saw action in only seven games after suffering an injury to his non-throwing shoulder. Completed 145 of 253 passes for 1,915 yards with 14 touchdowns and five interceptions. Became one of just 50 players nationally to throw for more than 10,000 career passing yards. Also became the FAU career record holder in pass attempts (1,361), completions (768), passing yards (10,112) and touchdowns (76).
- As a junior (2008), named the team MVP after starting all 13 games and completing 234 of 435 passes for 3,224 yards with 24 touchdowns and 14 interceptions. Was a two-time Sun Belt Player of the Week recipient and also earned Palm Beach County Amateur Athlete of the Year. Led his team to the Motor City Bowl where he captured MVP honors.
- As a sophomore (2007), named 2007 Sun Belt Player of the Year after setting numerous school records including passing yards in a season (3,688) and touchdowns in a season (32). Was named Sun Belt Player of the Week four times and set a conference record with 3,688 passing yards. Received the Palm Beach County Sports Commission's Amateur Athlete of the Year award.
- As a freshman (2006), played in 12 games with four starts and accumulated 1,285 passing yards with six touchdowns. Was named the opening day starter against Clemson for playing in a backup role for the next eight games. Started the final three games leading the team to two victories.
- As a redshirt freshman (2005), had a strong first fall of practice. Traveled with the team and worked with the coaches. Split time starting under first team center in the spring of 2006.
- Majored in Information Management Systems at Florida Atlantic.

### PERSONAL:

- Married to Nicole. The couple has a son, Rustyn, and they live in Franklin.
- Attended Sandalwood High School (Jacksonville, Fla.) and lettered in football and baseball.
- As a senior, completed 105 passes in 176 attempts for 1,800 yards and 21 touchdowns, with just three interceptions. Started for the North in the Jacksonville Shrine All-Star Game.
- Was a three-year letterwinner in baseball as a pitcher.
- Enjoys the outdoors including hunting, fishing, four-wheeling, golf, volleyball and biking.
- Was a youth leader for high school students for three years at Boca Raton Community Center.
- List of favorites: (movie) "Shawshank Redemption", "Gladiator", "Pirates of Caribbean"; (TV show) anything on ESPN; (actor/actress) Kevin Costner/Julia Roberts; (music artist) Tim McGraw; (school subject) Math; (video game) none; (food) Macaroni and cheese and Italian; (sports hero) Danny Wuerffel; and (sports team as a child) Atlanta Braves.
- Born Russell Edgar Smith on Jan. 28, 1987 in Jacksonville, Fla.

## RUSTY SMITH'S GAME-BY-GAME

2010 Tennessee Titans				PASSING										RUSHING					
Date	Opp	W/L	P/S	Att	Cmp	Pct	Yds	Yds/Att	TD	Int	Lg	Sk	Lst	Rating	Att	Yds	Avg	Lg	TD
Sept 12	Oak	W	IA			-		-						-			-		
Sept 19	Pit	L	IA			-		-						-			-		
Sept 26	@ NYG	W	IA			-		-						-			-		
Oct 3	Den	L	IA			-		-						-			-		
Oct 10	@ Dal	W	IA			-		-						-			-		
Oct 18	@ Jax	W	IA			-		-						-			-		
Oct 24	Phi	W	IA			-		-						-			-		
Oct 31	@ SD	L	IA			-		-						-			-		
Nov 14	@ Mia	L	IA			-		-						-			-		
Nov 21	Was	L	p	9	3	33.3	62	6.9	0	1	52	0	0	19.0	0	0	-	0	0
Nov 28	@ Hou	L	S	31	17	54.8	138	4.5	0	3	23	1	0	26.7	0	0	-	0	0
Dec 5	Jax	L	IA																
Dec 9	Ind	L	IA																
Dec 19	Hou	W	IA																
Dec 26	@ KC	L	IA																
Jan 2	@ Ind	L	IA																
<b>Totals</b>		<b>6-10</b>	<b>2/1</b>	<b>40</b>	<b>20</b>	<b>50.0</b>	<b>200</b>	<b>5.0</b>	<b>0</b>	<b>4</b>	<b>52</b>	<b>1</b>	<b>0</b>	<b>25.0</b>	<b>0</b>	<b>0</b>	<b>-</b>	<b>0</b>	<b>0</b>

2011 Tennessee Titans				PASSING										RUSHING					
Date	Opp	W/L	P/S	Att	Cmp	Pct	Yds	Yds/Att	TD	Int	Lg	Sk	Lst	Rating	Att	Yds	Avg	Lg	TD
Sept 11	@ Jax	L	IA																
Sept 18	Bal	W	IA																
Sept 25	Den	W	IA																
Oct 2	@ Cle	W	IA																
Oct 9	@ Pit	L	IA																
Oct 23	Hou	L	IA																
Oct 30	Ind	W	IA																
Nov 6	Cin	L	IA																
Nov 13	@ Car	W	IA																
Nov 20	@ Atl	L	IA																
Nov 27	TB	W	IA																
Dec 4	@ Buf	W	IA																
Dec 11	NO	L	IA																
Dec 18	@ Ind	L	DNP																
Dec 24	Jax	W	IA																
Jan 1	@ Hou	W	IA																
<b>Totals</b>		<b>9-7</b>	<b>0/0</b>	<b>0</b>	<b>0</b>	<b>-</b>	<b>0</b>	<b>-</b>	<b>0</b>	<b>0</b>	<b>-</b>	<b>0</b>	<b>0</b>	<b>-</b>	<b>0</b>	<b>0</b>	<b>-</b>	<b>0</b>	<b>0</b>

2012 Tennessee Titans				PASSING										RUSHING					
Date	Opp	W/L	P/S	Att	Cmp	Pct	Yds	Yds/Att	TD	Int	Lg	Sk	Lst	Rating	Att	Yds	Avg	Lg	TD
Sept 9	NE	L	IA																
Sept 16	@ SD	L	IA																
Sept 23	Det	W	IA																
Sept 30	@ Hou	L	IA																
Oct 7	@ Min	L	p	5	3	60.0	34	6.8	0	0	17	0	0	80.4	0	0	-	0	0
Oct 11	Pit	W	DNP																
Oct 21	@ Buf	W	DNP																
Oct 28	Ind	L	DNP																
Nov 4	Chi	L	DNP																
Nov 11	@ Mia	W	IA																
Nov 25	@ Jax	L	IA																
Dec 2	Hou	L	IA																
Dec 9	@ Ind	L	IA																
Dec 17	NYJ	W	IA																
Dec 23	@ GB	L	IA																
Dec 30	Jax	W	IA																
<b>Totals</b>		<b>6-10</b>	<b>1/0</b>	<b>5</b>	<b>3</b>	<b>60.0</b>	<b>34</b>	<b>6.8</b>	<b>0</b>	<b>0</b>	<b>17</b>	<b>0</b>	<b>0</b>	<b>80.4</b>	<b>0</b>	<b>0</b>	<b>-</b>	<b>0</b>	<b>0</b>

## RUSTY SMITH'S NFL STATISTICS

REGULAR SEASON			PASSING											RUSHING				
Year	Team	GP/GS	Att	Cmp	Pct	Yds	Yd/Att	TD	INT	Lg	Sk	Yds	Rat	Att	Yds	Avg	Lg	TD
2010	Tenn.	2/1	40	20	50.0	200	5.0	0	4	52	1	0	25.0	0	0	-	0	0
2011	Tenn.	0/0	0	0	0.0	0	0.0	0	0	0	0	0	0	0	0	-	0	0
2012	Tenn.	1/0	5	3	60.0	34	6.8	0	0	17	0	0	80.4	0	0	-	0	0
<b>NFL Totals</b>		<b>3/1</b>	<b>45</b>	<b>23</b>	<b>51.1</b>	<b>234</b>	<b>5.2</b>	<b>0</b>	<b>4</b>	<b>52</b>	<b>1</b>	<b>0</b>	<b>29.3</b>	<b>0</b>	<b>0</b>	<b>-</b>	<b>0</b>	<b>0</b>

Career record as starter: 0-1 (.000)

### Single-Game Highs

Attempts - 31 at Houston (11/28/10)

Completions - 17 at Houston (11/28/10)

Passing Yards - 138 at Houston (11/28/10)

Touchdown Passes - none

Long Completion - 52 vs. Washington (11/21/10)

90



## SCOTT SOLOMON

LINEBACKER • 6'3" • 263 lbs • COLLEGE: RICE

ACQUIRED: 7TH ROUND - 2012 • NFL EXP. (NFL/TITANS): 2/2

HOMETOWN: SAN ANTONIO, TEXAS

GAMES PLAYED/GAMES STARTED: 13/0 (PLAYOFFS: 0/0)



**PRO:** The Titans traded back into the seventh round of the 2012 NFL Draft to select Scott Solomon out of Rice University. The 6-foot-3-inch, 263-pounder is a hard-working, athletic defender who has a knack for getting to the quarterback. As a rookie, he played 13 games as a reserve defensive end, but during the 2013 offseason he moved to strongside linebacker.

### CAREER HIGHLIGHTS:

- As a rookie in 2012, he posted nine tackles in 13 games as a reserve defensive end.
- Solomon finished his Rice career tied for the school record with 24 sacks and ranked second with 44 career tackles for loss.
- In his final season at Rice, he collected a career-best 8.5 sacks to go along with 55 tackles, 13.5 stops for loss, a forced fumble and two fumble recoveries.
- As a junior at Rice in 2009, he led all Conference-USA defensive linemen with 63 tackles and amassed 6.5 sacks and 10.5 tackles for loss.

### TITANS TIDBITS:

- As a senior at Rice, Solomon chose to change his number to 35 to honor fellow fifth-year senior Travis Bradshaw, who suffered a career-ending neck injury during preseason camp.

### CAREER TRANSACTIONS:

- The San Antonio, Texas, native was selected by the Titans in the seventh round (211th overall) of the 2012 NFL Draft.

### SEASON RECAPS:

- 2012 (13/0):** Saw action in 13 games as a reserve defensive end as a rookie and posted nine tackles. Registered three special teams tackles on coverage units. Was inactive for three games. Played in his first career NFL game against New England (9/9/12).
- Against New England (9/9), made his NFL debut as a reserve at defensive end and on special teams.
  - At San Diego (9/16), totaled a season-high four tackles. Teamed with Michael Griffin to stop Jackie Battle for a two-yard loss on a rush in the fourth quarter.
  - At Miami (11/11), recorded a solo tackle and added a solo special teams tackle on coverage units.
  - At Jacksonville (11/25), tallied a solo special teams tackle and created pressure forcing Chad Henne to throw an incomplete pass on a fourth-and-three play late in the second quarter.
  - Against Houston (12/2), posted two tackles.
  - At Indianapolis (12/9), tallied two tackles.

### COLLEGE:

- In four playing seasons at Rice University, Solomon appeared in 47 games and tied the school record for sacks (24) and ranked second in program annals in career tackles for loss (44). Amassed 207 tackles, four forced fumbles, four fumble recoveries and 27 quarterback pressures. Was named to an All Conference-USA team in each of his four playing seasons at Rice.
- As a senior (2011), was named a first-team All Conference-USA pick by Rivals.com and College Football News and a second-team All Conference-USA selection by league coaches and Phil Steele. Played in 12 games and posted 55 tackles, 13.5 stops for loss, a forced fumble and two fumble recoveries. Finished with a career-high 8.5 sacks, which also ranked second in school history. Had at least one tackle for loss in eight of the last nine games and four sacks in the last five contests. Earned Conference-

USA All-Academic honors in a vote of the league's sports information directors. Was one of 19 players who were named to the final watch list for the Ted Hendricks Award for the nation's top defensive end.

- In 2010, sat out the season after suffering a foot injury during the final stages of fall camp. Had moved inside to defensive tackle during spring drills. Was a preseason All Conference-USA selection.
- As a junior (2009), earned second-team All Conference-USA honors from the league's coaches after leading all Conference-USA defensive linemen with 63 tackles. Appeared in 12 games and tied for sixth in Conference-USA with 6.5 sacks and tied for eighth in the league with 10.5 tackles for loss. Posted 4.5 tackles for loss and 2.5 sacks in the last three games.
- As a sophomore (2008), earned honorable mention All Conference-USA honors from the coaches after leading the team with nine tackles for loss and 4.5 sacks. Saw action in 12 games and compiled 40 tackles, a fumble recovery, two passes defensed and a blocked kick. Finished the season with tackles for loss in four straight regular season games (six total) and sacks in each of the last three contests. Was credited with 20 of his 40 tackles on the year in the last four games. Missed the Vanderbilt game with an injury.
- As a freshman (2008), received Conference-USA All Freshmen honors from league coaches, as well as freshman All-American nods from Scout.com. Led the down linemen and finished fourth on the team with 49 tackles, despite missing the Southern Mississippi game. Led the team with 11 tackles for loss and 4.5 sacks, finishing 10th in the league in both categories.

### PERSONAL:

- Single, resides in San Antonio, Texas.
- Attended Marshall High School (San Antonio, Texas) and was a defensive MVP for District 28-5A and a second team All-State selection. Piled up 105 tackles, including 13 for loss and nine sacks. Was named all-area after sparking his team to a 9-3 record and the 28 5A title.
- Earned all-district honors as a junior with 69 tackles and four sacks.
- Also competed in the long jump.
- Was a member of the National Honor Society, Mu Alpha Theta and the Spanish Honor Society. Graduated in the top 10 percent of his class, was a second-team academic all-state and listed in Who's Who of American High School Students.
- List of favorites: (movie) "Tropic Thunder"; (TV show) "Hard Knocks"; (actor) Arnold Schwarzenegger; (music artists) Five Finger Death Punch; (school subject) science; (vehicle) any kind of truck; (food) Greek and Mediterranean; (sports heroes) David Robinson and Tim Duncan; and (sports teams as a child) San Antonio Spurs.
- Born Scott Edward Solomon on Nov. 5, 1988 in San Antonio, Texas.

## SCOTT SOLOMON'S GAME-BY-GAME

2012 Tennessee Titans

Date	Opp	W/L	P/S	Tot	Solo	Asst	Sk	- Yds	QBP	TFL	Int	Yds	-TD	PD	FF	FR	Yds	SpT	
Sept 9	NE	L	p	0	0	0	0.0	0.0	0	0	0	0	0	0	0	0	0	0	0
Sept 16	@ SD	L	p	4	1	3	0.0	0.0	0	0	0	0	0	0	0	0	0	0	0
Sept 23	Det	W	p	0	0	0	0.0	0.0	0	0	0	0	0	0	0	0	0	0	0
Sept 30	@ Hou	L	p	0	0	0	0.0	0.0	0	0	0	0	0	0	0	0	0	0	0
Oct 7	@ Min	L	IA																
Oct 11	Pit	W	p	0	0	0	0.0	0.0	0	0	0	0	0	0	0	0	0	0	0
Oct 21	@ Buf	W	p	0	0	0	0.0	0.0	0	0	0	0	0	0	0	0	0	0	0
Oct 28	Ind	L	p	0	0	0	0.0	0.0	0	0	0	0	0	0	0	0	0	0	1

Nov 4	Chi	L	p	0	0	0	0.0	0.0	0	0	0	0	0	0	0	0	0	0	0
Nov 11	@ Mia	W	p	1	1	0	0.0	0.0	0	0	0	0	0	0	0	0	0	0	1
Nov 25	@ Jax	L	p	0	0	0	0.0	0.0	0	0	0	0	0	0	0	0	0	0	1
Dec 2	Hou	L	p	2	1	1	0.0	0.0	0	0	0	0	0	0	0	0	0	0	0
Dec 9	@ Ind	L	p	2	0	2	0.0	0.0	0	0	0	0	0	0	0	0	0	0	0
Dec 17	NYJ	W	IA																
Dec 23	@ GB	L	IA																
Dec 30	Jax	W	p	0	0	0	0.0	0.0	0	0	0	0	0	0	0	0	0	0	0
<b>Totals</b>				<b>6-10</b>	<b>13/0</b>	<b>9</b>	<b>3</b>	<b>6</b>	<b>0.0</b>	<b>0.0</b>	<b>0</b>	<b>0</b>	<b>0</b>	<b>0</b>	<b>0</b>	<b>0</b>	<b>0</b>	<b>0</b>	<b>3</b>

## SCOTT SOLOMON'S NFL STATISTICS

REGULAR SEASON

Year	Team	GP	GS	TACKLES							INTERCEPTIONS					FUMBLES				
				Tot	Solo	Asst	Sk	Yds	QBP	TFL	No	Yds	Lg	TD	PD	FF	FR	Yds	SpT	
2012	Tennessee	13	0	9	3	6	0.0	0.0	0	0	0	0	0	0	0	0	0	0	0	3
<b>NFL Totals</b>		<b>13</b>	<b>0</b>	<b>9</b>	<b>3</b>	<b>6</b>	<b>0.0</b>	<b>0.0</b>	<b>0</b>	<b>0</b>	<b>0</b>	<b>0</b>	<b>0</b>	<b>0</b>	<b>0</b>	<b>0</b>	<b>0</b>	<b>0</b>	<b>0</b>	<b>3</b>

**Single-Game Highs**

Tackles - 4 at San Diego (9/16/12)

60



## CHRIS SPENCER

CENTER/GUARD • 6'3" • 308 lbs • COLLEGE: MISSISSIPPI  
 ACQUIRED: UNRESTRICTED FREE AGENT (CHI) - 2013  
 NFL EXP. (NFL/TITANS): 9/1 • HOMETOWN: FLORA, MISS.  
 GAMES PLAYED/GAMES STARTED: 105/89 (PLAYOFFS: 6/6)



**PRO:** Chris Spencer was signed by the Titans as an unrestricted free agent during the 2013 offseason to provide veteran competition in the interior of the offensive line. In his first eight NFL seasons, the former first-round pick appeared in 105 games with 89 starts. The 6-foot-3-inch, 309-pounder is a versatile player that has starting experience at center and both guard spots. Prior to arriving in Tennessee, he spent time with the Chicago Bears (2011-2012) and Seattle Seahawks (2005-2010).

### CAREER HIGHLIGHTS:

- In 2011, Spencer started 14 games at right guard and helped the Bears offense eclipse the 2,000-yard rushing mark (2,015), while averaging 4.4 yards per carry.
- In 2010, Spencer started all 16 games at center for the division champion Seahawks.
- In 2007, Spencer started all 16 games at center for the first time in his career and helped open holes for a Seahawks' rushing attack that amassed 1,619 yards on the ground.

### TITANS TIDBITS:

- Spencer was part of the nationally ranked and undefeated Madison Central (Miss.) High School football team in 2000. The team had five future NFL players on the roster.
- Spencer has competition for the most athletic person in his family. His wife, Katherine, was an all-conference volleyball player at Coastal Carolina.

### CAREER TRANSACTIONS:

- The Madison, Miss., native was originally selected by the Seattle Seahawks in the first round (26th overall) of the 2005 NFL Draft.
- Signed by the Chicago Bears as an unrestricted free agent on July 31, 2011.
- Signed by the Titans as an unrestricted free agent on April 5, 2013.

### SEASON RECAPS:

**2012 (10/5 – Chicago):** Played in 10 games with five starts. Started three games at left guard and the final two contests at right guard. Dressed but did not play in four games. Was inactive for two games.

**2011 (15/14 – Chicago):** Started 14 of 15 games played at right guard. Helped Bears offense eclipse 2,000-yard rushing mark (2,015) for second time in 21 years, while averaging 4.4 yards per carry, highest team total since 1990. Did not play in Week 5 at Detroit (10/10) due to hand injury.  
 • Against Carolina (10/2), started at right guard when Matt Forte rushed for 205 yards, tied for 2nd most in Bears single-game history.

**2010 (16/16, 2/2 – Seattle):** Started all 16 games at center for the second time in his career. Also started both postseason contests. Helped block for Matt Hasselbeck's 3,000-yard passing season.

**2009 (14/14 – Seattle):** Started all 14 games he played. Was inactive for the first two games because of injury. Started the next 11 contests at center before being moved to right guard for the final three games.

- At Arizona (11/15), while snapping the ball left handed after injuring his right thumb during practice, helped block for a rushing attack that posted 164 yards against the NFL's fourth-ranked run defense.

**2008 (11/11 – Seattle):** Started the first 11 games of the season at center. Was inactive for one game before being placed on injured reserve for the remainder of the campaign.

- Against St. Louis (9/21), helped team rush for 245 yards, the most since club record 320 yards against Houston (10/16/05).

**2007 (16/16, 2/2 – Seattle):** Started all 16 games at center for the first time in his career. Shifted to the center position following Robbie Tobeck's retirement in the offseason. Also started both postseason contests.

- At Atlanta (12/30), part of offensive line that helped team rush for 2007 season high 167 yards.

**2006 (16/13, 2/2 – Seattle):** Played in all 16 games, making 13 starts. Started five games at left guard before shifting to center. Started the final eight regular season games and both postseason contests at center.

- Against N.Y. Giants (9/24), made his first career start at left guard.
- Against Green Bay (11/27), helped Shaun Alexander to gain 201 yards on a franchise-record 40 carries on Monday Night Football.

**2005 (7/0, 0/0 – Seattle):** As a rookie, played in seven games as a reserve. Was named to the PWA/PFWA All-Rookie Team. Helped block for 1,000-yard rushing season by Shaun Alexander.

### COLLEGE:

- Entered the draft after his junior season at Ole Miss.
- Started only one year at Ole Miss but performance earned regard as one of the elite blockers in college football.
- Started all 11 games at center for Rebels as a junior. Named All-SEC by Southeastern Football Saturdays. Earned honorable mention All-SEC honors from the Associated Press.
- Majored in Criminal Justice at Mississippi.

### PERSONAL:

- Married to Katherine and has two sons, Jaxon and Maxwell, and a daughter, Madysen.
- Attended Madison Central High School and was considered one of the top linemen in the nation and top overall player from Mississippi as a senior.
- Earned Parade, SuperPrep, Prep Football Report, *USA Today* and Reebok's ESPN All-America first-team honors. Rated as second-best offensive lineman in nation by SuperPrep. Added Prepstar Super 30 All-Southeast Region and *Orlando Sentinel* All-Southern first-team accolades.
- Selected Player of Year in Mississippi by both Gatorade and Jeff Whitaker's Deep South Football publication.
- Helped Madison Central to Class 5A state championship in 1999 and a perfect 15-0 record.
- Won Class 5A Super Heavyweight power-lifting championship of Mississippi both junior and senior year. Holds all state prep lift records. Broke own state record senior year in powerlifting competition.
- List of favorites: (movie) "Life"; (TV show) "Game of Thrones"; (actor) Morgan Freeman; (music artist) Al Green; (school subject) Math; (food) pizza; (sports hero) Jerry Rice; and (sports team as a child) San Francisco 49ers.
- Born Christopher Clark Spencer on March 28, 1982 in Madison, Miss.



## CHRIS SPENCER'S NFL STATISTICS

### REGULAR SEASON

Year	Team	GP	GS
2005	Seattle	7	0
2006	Seattle	16	13
2007	Seattle	16	16
2008	Seattle	11	11
2009	Seattle	14	14
2010	Seattle	16	16
2011	Chicago	15	14
2012	Chicago	10	5
<b>NFL Totals</b>		<b>105</b>	<b>89</b>

### PLAYOFFS

Year	Team	GP	GS
2006	Seattle	2	2
2007	Seattle	2	2
2010	Seattle	2	2
<b>Playoff Totals</b>		<b>6</b>	<b>6</b>

### Starts Breakdown:

2006 - LG 5, C 8 (Playoffs C 2); 2007 - C 16 (Playoffs C 2);  
 2008 - C 11; 2009 - C 11, RG 3; 2010 - C 16 (Playoffs C 2);  
 2011 - RG 14; 2012 - LG 3, RG 2

39



## DAIMION STAFFORD

SAFETY • 6'1" • 218 lbs • COLLEGE: NEBRASKA

ACQUIRED: 7TH ROUND - 2013 • NFL EXPERIENCE: ROOKIE

HOMETOWN: NORCO, CALIF.

GAMES PLAYED/GAMES STARTED: 0/0 (PLAYOFFS: 0/0)



**PRO:** The Titans selected hard-hitting, physical safety Daimion Stafford in the seventh round of the 2013 NFL Draft. Stafford will learn the Titans defense while potentially adding instant impact on special teams. He developed a reputation as a sure tackler and playmaker during his two seasons at Chaffey (Rancho Cucamonga, Calif.) College and two seasons at the University of Nebraska.

### CAREER HIGHLIGHTS:

- As a senior at Nebraska, Stafford was named first-team All-Big Ten in a media poll after starting 14 games, leading the team with four interceptions and ranking second on the squad with 96 tackles.

### TITANS TIDBITS:

- At Norco (Calif.) High School, his coach was Todd Gerhart, the father of Minnesota Vikings running back Toby Gerhart.
- Navigating through his youth was not always an easy process for Stafford and his two sisters. But thanks to the efforts of many, he persevered. Those that inspired and helped him included his mother, LaTanya Henderson; Norco High School guidance counselor Kristine McCollough; Norco football coach Todd Gerhart; and Daniel Kelley, the head of his "second family." Stafford spent time living with the Gerhart and Kelley families during high school.
- In his first game at Nebraska against Chattanooga, Stafford made a thunderous tackle and forced a fumble on the play. A replay of the hit on YouTube received over 60,000 views.

### CAREER TRANSACTIONS:

- The Riverside, Calif., native was selected by the Titans in the seventh round (248th overall) of the 2013 NFL Draft.

### COLLEGE:

Stafford attended Nebraska after being one of the most highly sought-after prospects in the junior-college ranks. He played in 21 total games at Chaffey College in Rancho Cucamonga, Calif., during the 2009 and 2010 seasons. Then, at Nebraska, he started 26 of 27 games and totaled 176 tackles, 1.5 sacks, a quarterback pressure, seven tackles for loss, four interceptions, 17 passes defended, three forced fumbles and two fumble recoveries. His 176 tackles in his two seasons at Nebraska made up the fourth-best total in school history among two-year players.

**AS A SENIOR (2012),** named first-team All-Big Ten from the media, BTN, ESPN and Phil Steele, while earning second-team honors from the league's coaches. Started 14 games and ranked second on the team with 96 tackles. He had a team-high four interceptions and added four tackles for loss, a sack, seven passes defended, two forced fumbles and two fumble recoveries. Helped Nebraska lead the nation in opponent pass completion percentage, while ranking in the top 10 in pass efficiency defense and passing yards allowed.

- Against UCLA (9/8), ranked second on the squad with eight total tackles, recovered a fumble and added two pass breakups.
- Against Wisconsin (9/29), posted eight tackles, a pass defended and a 16-yard sack.
- At Ohio State (10/6), totaled seven tackles and a forced fumble.
- Against Michigan (10/27), produced his first career interception and added six tackles and a tackle for loss.
- At Michigan State (11/3), tied his career high and set a season high with 11 tackles. Also forced a fumble and helped hold MSU to 123 yards passing.

- Against Penn State (11/10), recorded an interception that he returned to the Penn State four-yard line to set up a touchdown. Also recovered a fumble in the end zone in the fourth to stop a potential go-ahead score by the Nittany Lions. Finished the game with eight tackles and one pass breakup.

- Against Minnesota (11/17), recorded his third interception of the season.
- At Iowa (11/23), notched his fourth interception of the season, marking his third straight game with an interception and his fourth pick in five games.

**AS A JUNIOR (2011),** named honorable mention All-Big Ten by the media in his first season with the Cornhuskers. Totaled 80 tackles to rank third on the team and rank first among defensive backs. Added a team-high 10 pass breakups, along with three tackles for loss and a half sack.

- Against Chattanooga (9/3), totaled six tackles, a tackle for loss and forced a fumble in his first appearance with Nebraska.
- Against Fresno State (9/10), received his first career start for Nebraska and responded with a season-high 11-tackle effort.
- Against Michigan State (10/29), totaled five tackles and a season-high three passes defended in a victory over the No. 9 Spartans.

**AS A SOPHOMORE (2010),** played in 11 games for Chaffey College and tied for the team lead with five interceptions. Ranked fourth on the squad with 62 tackles and added three tackles for loss, six total passes defended. Led the team with 17 kickoff returns for 475 yards (27.9 avg.), including a 100-yard touchdown return (11/13 vs. Antelope Valley), and also returned nine punts for 136 yards (15.1 avg.).

**AS A FRESHMAN (2009),** played in 10 games and finished second on the team with 85 tackles during his first season with the Chaffey College Panthers. Led the defense with four interceptions and added 1.5 tackles for loss, 10 passes defended, a forced fumble and a blocked kick. Also returned 12 punts for 201 yards (16.8 avg.) and a touchdown and returned five kickoffs for 133 yards (26.6 avg.).

- Majored in sociology.

### PERSONAL:

- Single, splits time between Nashville and Norco, Calif., with two daughters, Genesis and Sophia.
- Attended Norco (Calif.) High School after transferring from Arlington (Riverside, Calif.) High School midway through his sophomore year.
- Nicknamed Daymo.
- On Twitter: @daymo03
- On Instagram: @self3made
- List of favorites: (movie) "Menace II Society"; (TV show) "Criminal Minds"; (actor) Denzel Washington; (music artist) Don Trip; (school subject) sociology; (car) Audi; (video game) Madden NFL Football; (food) hamburgers; (athlete as a child) Brian Dawkins; and (pro sports teams as a child) Los Angeles Clippers and Philadelphia Eagles.
- Born Daimion Jerome Stafford on Feb. 18, 1991 in Riverside, Calif.

## DAIMION STAFFORD'S NEBRASKA STATISTICS

REGULAR SEASON		TACKLES									INTERCEPTIONS					FUMBLES		
Year	Team	GP	GS	Tot	Solo	Asst	Sk	Yds	QBP	TFL	No	Yds	Lg	TD	PD	FF	FR	Yds
2011	Nebraska	13	12	80	46	34	0.5	7.0	1	3	0	0	-	0	10	1	0	0
2012	Nebraska	14	14	96	51	45	1.0	16.0	0	4	4	28	22	0	7	2	2	0
<b>College Totals</b>		<b>27</b>	<b>26</b>	<b>176</b>	<b>97</b>	<b>79</b>	<b>1.5</b>	<b>23.0</b>	<b>1</b>	<b>7</b>	<b>4</b>	<b>28</b>	<b>22</b>	<b>0</b>	<b>17</b>	<b>3</b>	<b>2</b>	<b>0</b>

### Single-Game Highs

Tackles - 11 (Twice, last at Michigan State, 11/3/12)

Interceptions - 1 (Four times, last at Iowa, 11/23/12)

Sacks - 1 vs. Wisconsin (9/29/12)

88



## CRAIG STEVENS

TIGHT END • 6'3" • 263 lbs • COLLEGE: CALIFORNIA  
 ACQUIRED: 3RD ROUND - 2008 • NFL EXP. (NFL/TITANS): 6/6  
 HOMETOWN: SAN PEDRO, CALIF.  
 GAMES PLAYED/GAMES STARTED: 73/43 (PLAYOFFS: 1/0)



**PRO:** Craig Stevens is in his sixth season with the Titans and continues to assert himself as one of the NFL's best blocking tight ends. He was used as a reserve in that capacity in his first two seasons in addition to being a special teams contributor. In 2010, he moved into a full-time offensive role, playing 15 games with 13 starts. He continued in 2011 with 15 games and 11 starts and was rewarded early in the 2012 offseason with a new multi-year contract. The 6-foot-3-inch, 268-pounder set career-best marks in catches and receiving yards in 2012.

### CAREER HIGHLIGHTS:

- In 2012, Stevens started 15 games at tight end and posted career-highs with 23 receptions and 275 receiving yards.
- Stevens produced a career-long 58-yard catch against the Denver Broncos on Sept. 25, 2011, which led to the Titans' game-winning touchdown.
- Stevens notched his first career touchdown at San Diego on Oct. 31, 2010, reaching the end zone on a one-yard pass from Vince Young.
- In 2009, he finished second on the team with 15 special teams tackles.
- Prior to entering the NFL, he recorded a 4.59-second 40-yard dash at the 2008 NFL Scouting Combine.

### TITANS TIDBITS:

- Stevens enjoys designing and making furniture in his free time. He has a workshop in his garage and has made a variety of pieces, including end tables, shelving units, cabinets, chess sets and unique decorative fixtures.
- Stevens has picked up a new hobby in fly fishing. He has made several trips and even makes his own fly fishing nets.
- He has a younger brother, Eric, who signed as a rookie free agent with the St. Louis Rams in 2013 following a four-year career as a fullback at Cal. He has two other brothers, Jeff and Brett, who are firefighters with the L.A. City Fire Department.
- Stevens entered the NFL with one class remaining to obtain his degree in legal studies. He hopes to one day become involved in the law, following in the footsteps of his father, Mark, a deputy sheriff in L.A. County.
- Stevens switched his jersey number to 19 as a senior at Cal in honor of the late Mario Danelo, a close friend and kicker for the University of Southern California. Danelo, who wore No. 19 for the Trojans, died tragically in January 2007 in the friends' hometown of San Pedro, Calif.
- Stevens was already familiar with the Nashville area before getting drafted by the Titans. He prepared for the scouting combine at D1 Sports Training in Franklin, Tenn.

### CAREER TRANSACTIONS:

- The San Pedro, Calif., native was selected by the Titans in the third round (85th overall) of the 2008 NFL Draft.

### SEASON RECAPS:

**2012 (15/15):** Started 15 games at tight end and posted career-highs with 23 receptions and 275 receiving yards. Was inactive for the regular season finale with an injury. Led the team in receiving yards once in 2012 (at SD). Led the team in special teams tackles once in 2012 (vs. HST).

- Against Detroit (9/23), started at tight end and registered career-highs with five receptions and 63 receiving yards. Converted a third-and-seven with a 17-yard reception over the middle in the third quarter. Got the Titans' game-winning drive in overtime started with a 24-yard reception to the Titans' 44-yard line.
- At Houston (9/30), started at tight end and caught two passes for 24 yards, including a touchdown. Posted a special teams tackle on

coverage units. Cut the Texans' lead to 14-7 with a 19-yard touchdown reception from Matt Hasselbeck with 7:52 remaining in the second quarter. Converted a fourth-and-three with a five-yard catch in the fourth quarter.

- At Buffalo (10/21), started at tight end and caught a 17-yard pass during the Titans' opening scoring drive on the first possession. Helped open holes for Chris Johnson to gain 195 yards on the ground.
- Against Indianapolis (10/28), started at tight end and recorded two receptions for 15 yards.
- At Chicago (11/4), started at tight end and caught two passes for 26 yards.
- Against N.Y. Jets (12/17), started at tight end and hauled in two receptions for 16 yards. Helped open holes for Titans' ball carriers to gain 167 yards on the ground.

**2011 (15/11):** Appeared in 15 games with 11 starts and totaled nine receptions for 166 yards and a touchdown. Led the team with an 18.4-yards per reception avg. Snared a career-long 58-yard reception against Denver (9/25/11). Tied for the team lead in special teams tackles once in 2011 (at ATL).

- Against Denver (9/25), hauled in a career-long 58-yard reception down to the Broncos' 25-yard line during the game-winning drive in the fourth quarter.
- At Cleveland (10/2), gave the Titans a 7-3 lead with a 12-yard touchdown catch with 3:25 remaining in the first quarter. Left the game in the second quarter with an injury and did not return. Collected a special teams tackle on coverage units.
- Against Cincinnati (11/6), hauled in a 25-yard pass over the middle during the Titans' first touchdown drive in the second quarter.
- Against Tampa Bay (11/27), helped open holes for Titans ball carriers to gain 202 yards on the ground.
- At Buffalo (12/4), helped block for Titans' rushers gain 187 yards on 31 carries (6.0 avg.).
- Against New Orleans (12/11), kickstarted the Titans' first scoring drive with a 31-yard grab. Posted a solo special teams tackle.

**2010 (15/13):** Appeared in 15 games with 13 starts at tight end and collected career highs with 11 receptions, 122 receiving yards and two touchdowns. Was inactive for one contest (11/21 against Washington).

- At San Diego (10/31), tied a career high with two receptions for a career-best 29 receiving yards and his first career touchdown. Set up the Titans first touchdown with a career-long 28-yard reception in the second quarter. Two plays later, hauled in a one-yard touchdown pass in the back of the end zone with 8:08 remaining in the second quarter.
- Against Indianapolis (12/9), snared a career-high three receptions for 20 yards and a touchdown. Cut the Titans' deficit to a touchdown with a seven-yard scoring catch in the third quarter.
- Against Houston (12/19), helped clear the way for Titans' rushers to gain 147 yards on the ground.
- At Indianapolis (1/2), tracked down Antoine Bethea at the Titans' seven-yard line after a 101-yard return following Rob Bironas' missed 61-yard field goal.

**2009 (12/2):** In 12 games, finished second on the team with 15 special teams tackles. As a blocking tight end, contributed to Chris Johnson's 2,006-yard rushing season. He was inactive in four games and did not play in two contests.

- Against Houston (9/20), started and helped open holes for Titans' ball carriers to amass 240 yards on the ground.
- Against Buffalo (11/15), tied for the team lead with a career-high four

special teams tackles.

**2008 (16/2, 1/0):** As team's only rookie to play every game, earned two starts as second tight end. Recorded one reception for nine yards and also tied for fifth on the team with 10 special teams tackles.

- Against Jacksonville (9/7), made NFL debut as reserve tight end in season opener.
- Against Green Bay (11/2), made first NFL start at tight end.
- At Indianapolis (12/28), started at tight end and snared first career NFL reception on nine-yard pass.

**COLLEGE:**

- At Cal, was mainstay on Bears offense, appearing in 50 games (33 starts) in four seasons, one game shy of school record. His superior ability as a pass protector, run blocker and receiver helped him earn honorable mention All-Pac 10 honors after his sophomore and senior seasons and second-team All-Pac 10 following his junior year. Statistical totals included 51 receptions for 669 yards and seven touchdowns.
- As senior (2007), named honorable mention All-Pac 10 and was recipient of team's Frank J. Schlessinger Coaches award, given to player who demonstrates outstanding athletic ability, academic success and community service. Also earned Cort Majors award as offensive team captain. Started all 13 games and recorded 17 receptions for 204 yards (12.0 avg.) and three touchdowns.
- As junior (2006), named second-team All-Pac 10 after totaling 17 receptions for 239 yards and one touchdown in 13 games (seven starts). Received team's Cort Majors Captain award.
- As sophomore (2005), started every game and earned All-Pac 10 honorable mention recognition. Finished fifth on squad with 13 receptions for 165 yards and two touchdowns.
- As freshman (2004), played in every game and tallied one start, finishing season with four receptions for 61 yards and one touchdown. Earned Academic All-Pac 10 honorable mention.
- Redshirted in 2003 and earned Scout Team Player of the Year.
- Majored in legal studies.

**PERSONAL:**

- Married to Kathryn and the couple splits time between Nashville and San Pedro, Calif.
- Played tight end and linebacker at Palos Verdes Peninsula (Rancho Palos Verdes, Calif.) High School. As senior, named All-CIF, All-Area and team's Defensive Player of the Year after recording 127 tackles and four touchdown receptions.

- Cousin, Mike Tully, won silver medal in pole vault at 1984 Summer Olympics.
- List of favorites: (movie) "Legends of the Fall"; (TV shows) "Game of Thrones" and "True Blood"; (music) country, rock and roll, classic rock; (school subject) law classes; (books) mystery and science fiction novels; (video games) Guitar Hero, Call of Duty and Mario Kart; (sports teams other than Titans) Nashville Predators; and (food) cheeseburgers, steak and potatoes.
- Born Craig Chase Stevens on Sept. 1, 1984 in San Pedro, Calif.

**CRAIG STEVENS' GAME-BY-GAME**

2008 Tennessee Titans				RECEIVING					
Date	Opp.	W/L	P/S	No	Yds	Avg	Lg	TD	
Sept 7	Jax	W	p	0	0	-	-	0	
Sept 14	@ Cin	W	p	0	0	-	-	0	
Sept 21	Hou	W	p	0	0	-	-	0	
Sept 28	Min	W	p	0	0	-	-	0	
Oct 5	@ Bal	W	p	0	0	-	-	0	
Oct 19	@ KC	W	p	0	0	-	-	0	
Oct 27	Ind	W	p	0	0	-	-	0	
Nov 2	GB	W	S	0	0	-	-	0	
Nov 9	@ Chi	W	p	0	0	-	-	0	
Nov 16	@ Jax	W	p	0	0	-	-	0	
Nov 23	NYJ	L	p	0	0	-	-	0	
Nov 27	@ Det	W	p	0	0	-	-	0	
Dec 7	Cle	W	p	0	0	-	-	0	
Dec 14	@ Hou	L	p	0	0	-	-	0	
Dec 21	Pit	W	p	0	0	-	-	0	
Dec 28	@ Ind	L	S	1	9	9.0	9	0	
<b>Totals</b>		<b>13-3</b>	<b>16/2</b>	<b>1</b>	<b>9</b>	<b>9.0</b>	<b>9</b>	<b>0</b>	
<b>Playoffs</b>									
Jan 10	Bal	L	p	0	0	0.0	-	0	
<b>Totals</b>		<b>0-1</b>	<b>1/0</b>	<b>0</b>	<b>0</b>	<b>0.0</b>	<b>-</b>	<b>0</b>	
<b>Additional Statistics: 1 kickoff return for 16 yards vs. Minnesota (Sept. 28)</b>									

2009 Tennessee Titans				RECEIVING					
Date	Opp.	W/L	P/S	No	Yds	Avg	Lg	TD	
Sept 10	@ Pit	L	p	0	0	-	-	0	
Sept 20	Hou	L	S	0	0	-	-	0	
Sept 27	@ NYJ	L	S	0	0	-	-	0	
Oct 4	@ Jax	L	p	0	0	-	-	0	
Oct 11	Ind	L	p	0	0	-	-	0	
Oct 18	@ NE	L	IA						
Nov 1	Jax	W	IA						
Nov 8	@ SF	W	p	0	0	-	-	0	
Nov 15	Buf	W	p	0	0	-	-	0	
Nov 23	@ Hou	W	p	0	0	-	-	0	
Nov 29	Ari	W	p	0	0	-	-	0	
Dec 6	@ Ind	L	p	0	0	-	-	0	
Dec 13	StL	W	p	0	0	-	-	0	
Dec 20	Mia	W	IA						
Dec 25	SD	L	IA						
Jan 3	@ Sea	W	p	0	0	-	-	0	
<b>Totals</b>		<b>8-8</b>	<b>12/2</b>	<b>0</b>	<b>0</b>	<b>-</b>	<b>-</b>	<b>0</b>	
<b>Additional Statistics: 1 kickoff return for 14 yards vs. Houston (Sept. 20)</b>									

## CRAIG STEVENS' GAME-BY-GAME CONT.

### 2010 Tennessee Titans

Date	Opp.	W/L	P/S	RECEIVING				
				No	Yds	Avg	Lg	TD
Sept 12	Oak	W	S	2	18	9.0	9	0
Sept 19	Pit	L	S	1	9	9.0	9	0
Sept 26	@ NYG	W	S	0	0	-	0	0
Oct 3	Den	L	p	1	16	16.0	16	0
Oct 10	@ Dal	W	S	1	11	11.0	11	0
Oct 18	@ Jax	W	S	0	0	-	0	0
Oct 24	Phi	W	S	0	0	-	0	0
Oct 31	@ SD	L	S	2	29	14.5	28	1
Nov 14	@ Mia	L	p	0	0	-	0	0
Nov 21	Was	L	IA					
Nov 28	@ Hou	L	S	0	0	-	0	0
Dec 5	Jax	L	S	1	19	19.0	19	0
Dec 9	Ind	L	S	3	20	6.7	7t	1
Dec 19	Hou	W	S	0	0	-	0	0
Dec 26	@ KC	L	S	0	0	-	0	0
Jan 2	@ Ind	L	S	0	0	-	0	0
<b>Totals</b>		<b>6-10</b>	<b>15/13</b>	<b>11</b>	<b>122</b>	<b>11.1</b>	<b>28</b>	<b>2</b>

### 2011 Tennessee Titans

Date	Opp.	W/L	P/S	RECEIVING				
				No	Yds	Avg	Lg	TD
Sept 11	@ Jax	L	S	1	2	2.0	2	0
Sept 18	Bal	W	S	1	1	1.0	1	0
Sept 25	Den	W	S	1	58	58.0	58	0
Oct 2	@ Cle	W	S	1	12	12.0	12t	1
Oct 9	@ Pit	L	p	0	0	-	0	0
Oct 23	Hou	L	p	1	11	11.0	11	0
Oct 30	Ind	W	IA					
Nov 6	Cin	L	S	1	25	25.0	25	0

Nov 13	@ Car	W	S	0	0	-	0	0
Nov 20	@ Atl	L	S	0	0	-	0	0
Nov 27	TB	W	S	0	0	-	0	0
Dec 4	@ Buf	W	S	0	0	-	0	0
Dec 11	NO	L	S	1	31	31.0	31	0
Dec 18	@ Ind	L	S	1	9	9.0	9	0
Dec 24	Jax	W	p	1	17	17.0	17	0
Jan 1	@ Hou	W	p	0	0	-	0	0
<b>Totals</b>		<b>9-7</b>	<b>15/11</b>	<b>9</b>	<b>166</b>	<b>18.4</b>	<b>58</b>	<b>1</b>

### 2012 Tennessee Titans

Date	Opp.	W/L	P/S	RECEIVING				
				No	Yds	Avg	Lg	TD
Sept 9	NE	L	S	1	5	5.0	5	0
Sept 16	@ SD	L	S	1	46	46.0	46	0
Sept 23	Det	W	S	5	63	12.6	24	0
Sept 30	@ Hou	L	S	2	24	12.0	19t	1
Oct 7	@ Min	L	S	2	14	7.0	18	0
Oct 11	Pit	W	S	1	4	4.0	4	0
Oct 21	@ Buf	W	S	1	17	17.0	17	0
Oct 28	Ind	L	S	2	15	7.5	12	0
Nov 4	Chi	L	S	2	26	13.0	14	0
Nov 11	@ Mia	W	S	1	7	7.0	7	0
Nov 25	@ Jax	L	S	1	12	12.0	12	0
Dec 2	Hou	L	S	0	0	-	0	0
Dec 9	@ Ind	L	S	1	19	19.0	19	0
Dec 17	NYJ	W	S	2	16	8.0	11	0
Dec 23	@ GB	L	S	1	7	7.0	7	0
Dec 30	Jax	W	IA					
<b>Totals</b>		<b>6-10</b>	<b>15/15</b>	<b>23</b>	<b>275</b>	<b>12.0</b>	<b>46</b>	<b>1</b>

Additional Statistics: 1 kickoff return for 18 yards at Houston (Sept. 30)

## CRAIG STEVENS' NFL STATISTICS

### REGULAR SEASON

Year	Team	GP	GS	RECEIVING					RUSHING				
				No	Yds	Avg	Lg	TD	Att	Yds	Avg	Lg	TD
2008	Tennessee	16	2	1	9	9.0	9	0	0	0	-	-	0
2009	Tennessee	12	2	0	0	-	-	0	0	0	-	-	0
2010	Tennessee	15	13	11	122	11.1	28	2	0	0	-	-	0
2011	Tennessee	15	11	9	166	18.4	58	1	0	0	-	-	0
2012	Tennessee	15	15	23	275	12.0	46	1	0	0	-	-	0
<b>NFL Totals</b>		<b>73</b>	<b>43</b>	<b>44</b>	<b>572</b>	<b>13.0</b>	<b>58</b>	<b>4</b>	<b>0</b>	<b>0</b>	<b>-</b>	<b>0</b>	<b>0</b>

### PLAYOFFS

Year	Team	GP	GS	RECEIVING					RUSHING				
				No	Yds	Avg	Lg	TD	Att	Yds	Avg	Lg	TD
2008	Tennessee	1	0	0	0	-	-	0	0	0	-	-	0
<b>Playoff Totals</b>		<b>1</b>	<b>0</b>	<b>0</b>	<b>0</b>	<b>-</b>	<b>-</b>	<b>0</b>	<b>0</b>	<b>0</b>	<b>-</b>	<b>-</b>	<b>0</b>

#### Single-Game Highs

Receptions - 5 vs. Detroit (9/23/12)  
 Receiving Yards - 63 vs. Detroit (9/23/12)  
 Longest Reception - 58 vs. Denver (9/25/11)  
 Touchdowns - 1 (Four times, last at Houston 9/30/12)

#### Additional Statistics

Kickoff Returns - 1 for 16 yards (2008); 1 for 14 yards (2009), 1 for 18 yards (2012)  
 Special Team Tackles - 10 (2008), 15 (2009), 2 (2010), 4 (2011), 4 (2012)

76



## DAVID STEWART

TACKLE • 6'7" • 313 lbs • COLLEGE: MISSISSIPPI STATE  
 ACQUIRED: 4TH ROUND - 2005 • NFL EXP. (NFL/TITANS): 9/9  
 HOMETOWN: MOULTON, ALA.  
 GAMES PLAYED/GAMES STARTED: 104/104 (PLAYOFFS: 2/2)



**PRO:** David Stewart is a physical, hard-nosed right tackle that excels at the point of attack. Nicknamed "Big Country," the Alabama native is an intense competitor that mauls defenders in the run game and provides solid protection in the aerial attack. His soft-spoken demeanor and country mannerisms off the field run in sharp contrast with his tough, aggressive presence on the gridiron. A fourth-round pick in 2005 from Mississippi State, Stewart has been a fixture in the starting lineup since the beginning of his second season.

### CAREER HIGHLIGHTS:

- In 2012, Stewart helped running back Chris Johnson rush for 1,243 yards. A Titans running back has rushed for at least 1,000 yards in each of the seven consecutive seasons in which Stewart has been entrenched as the full-time starter.
- In 2010, Stewart was a part of an offensive front that allowed 27 sacks, which tied for sixth-fewest in the NFL. The unit also paved the way for Chris Johnson to finish fourth in the NFL with 1,364 rushing yards.
- In 2009, was a member of an offensive line that blocked for the NFL's second-best rushing attack (162.0 yards per game) and opened holes for Chris Johnson who became just the sixth player in NFL history to rush for 2,000 yards. Also, part of an offensive front that allowed just 16 sacks, the second fewest in the NFL.
- In 2008, Stewart started all 16 games at right tackle for the second consecutive season and was named second-team All-Pro by the Associated Press. Was a part of an offensive line that allowed an NFL-low 12 sacks.

### TITANS TIDBITS:

- The last three offseasons (2011-2013), Stewart has helped put on the Dunk Duchenne celebrity basketball game at Dickson County High School.
- During the offseason in 2009 and 2010, Stewart participated in a charitable bass fishing tournament and turkey hunt to raise money for wounded soldiers. The fundraising effort supported "Huntin' for Heroes" and Paralyzed Veterans of America-Outdoor Recreation Heritage Fund to benefit wounded veterans across the country.
- In high school, Stewart was nicknamed "Big Country" by friends, which stuck with him through his time at Mississippi State. Many friends and teammates still refer to him by the nickname.
- Stewart was raised near Decatur, Ala., in the small town of Moulton. He was employed on his family's farm for much of his childhood, building fences and working with the cattle and chickens among a variety of daily tasks. He hopes to someday run his own chicken farm.
- Stewart experienced multiple coaching changes during his tenure at Mississippi State. He had two head coaches, three offensive coordinators and four offensive line coaches during his career there.
- His father, Benny, is a truck driver, and his mother, Kathy, is a registered nurse in Moulton.

### CAREER TRANSACTIONS:

- The Moulton, Ala., native was selected by the Titans in the fourth round (113th overall) of the 2005 NFL Draft.

### SEASON RECAPS:

- 2012 (12/12):** Started 12 games at right tackle before being placed on injured reserve on Dec. 4, 2012 with a leg injury.
- At San Diego (9/16), was a member of an offensive front that did not allow a sack on 30 pass attempts.
  - Against Detroit (9/23), was a part of an offensive line that did not allow a

sack on 42 pass attempts and created time for Jake Locker to amass 378 passing yards.

- At Houston (9/30), helped open holes for Titans rushers to gain 158 yards on the ground, including 141 rushing yards for Chris Johnson.
- Against Pittsburgh (10/11), helped the Titans' offense amass 359 total yards.
- At Buffalo (10/21), opened holes for Chris Johnson to amass 195 rushing yards on just 18 carries.
- At Miami (11/11), helped open holes for Titans' rushers to gain 177 rushing yards on 37 carries.
- Against Houston (12/2), left the game early in the first quarter with a leg injury.

**2011 (15/15):** Started 15 games at right tackle and was a part of a unit that allowed just 24 sacks, which tied for the second-lowest total in the NFL. Was inactive against Tampa Bay (11/27).

- Against Baltimore (9/18), started at right tackle and was a member of an offensive front that did not allow a sack on 42 pass attempts.
- At Cleveland (10/2), started at right tackle and was a member of an offensive line that did not allow a sack. Helped open holes for Chris Johnson to amass 101 rushing yards on 23 carries.
- At Carolina (11/13), started at right tackle and was a member of an offensive line that opened holes for Titans' ball carriers to gain 172 yards on the ground.
- At Atlanta (11/20), started at right tackle and was a part of an offensive line that allowed just one sack on 44 pass attempts. Left the game in the second quarter with an injury.
- At Buffalo (12/4), started at right tackle and helped block for Titans' rushers gain 187 yards on 31 carries (6.0 avg.).
- Against Jacksonville (12/24), started at right tackle and provided protection for Matt Hasselbeck to register 350 passing yards.

**2010 (16/16):** Started 16 games at right tackle and was a member of an offensive front that opened holes for Titans' ball carriers to gain 1,727 rushing yards in 2010. Part of an offensive front that allowed 27 sacks, which tied for sixth-fewest in the NFL. The unit also paved the way for Chris Johnson to finish fourth in the NFL with 1,364 rushing yards.

- Against Oakland (9/12), started at right tackle and was a member of an offensive front that opened holes for Titans' rushers to gain 205 yards on the ground.
- At Jacksonville (10/18), started at right tackle and was a part of an offensive front that did not allow a sack in 21 pass attempts. Member of a unit that opened holes for Titans' ball carriers to gain 153 rushing yards.
- Against Philadelphia (10/24), started at right tackle and was a member of an offensive front that did not give up a sack in the second half, allowing Kerry Collins to rack up 214 passing yards after halftime.
- Against Indianapolis (12/9), started at right tackle and was a part of an offensive front that did not allow a sack on 39 pass attempts and opened holes for Titans' ball carriers to gain 121 yards on the ground.

- 2009 (15/15):** Started 15 games at right tackle. Was inactive at San Francisco (11/8) with an injury. Member of an offensive line that blocked for the NFL's second-best rushing attack (162.0 yards per game) and opened holes for Chris Johnson who became just the sixth player in NFL history to rush for 2,000 yards. Part of an offensive front that allowed just 16 sacks, the second fewest in the NFL. Helped open holes for Titans' rushers to gain 305 rushing yards, the second most yards on the ground in franchise history, against Jacksonville (11/1/09).
- Against Houston (9/20), helped open holes for the Titans to gain 240

yards on the ground, including a then career-best 197 rushing yards from Chris Johnson.

- Against Jacksonville (11/1), blocked for Titans' rushers to gain 305 rushing yards, the second most yards on the ground in franchise history. Part of an offensive front that did not allow a sack on 18 pass attempts in the Titans' 30-13 victory. Helped Chris Johnson set the franchise record with 228 rushing yards.
- Against Arizona (11/29), was a part of an offensive front that helped the unit amass 532 total yards in the Titans' 20-17 come-from-behind victory.
- At Seattle (1/3), was a member of an offensive front that opened holes for Chris Johnson to gain 134 yards on the ground, allowing him to surpass 2,000 rushing yards for the season. Part of an offensive line that did not allow a sack on 28 pass attempts in the Titans' season-ending 17-13 victory.

**2008 (16/16, 1/1):** Started all 16 games at right tackle for the second consecutive season and was named second-team All-Pro by the Associated Press. Was a part of an offensive line that allowed an NFL-low 12 sacks in 2008. Member of an offensive line that opened holes for Titans' rushers to gain a franchise-record 332 rushing yards at Kansas City (10/19/08). Part of an offensive front that did not allow a sack for five consecutive games (9/21/08 – 10/27/08). Has started 45 consecutive games at right tackle for the Titans.

- At Cincinnati (9/14), helped pave the way for Titans' rushers to gain 177 yards on the ground in the 24-7 road victory.
- At Baltimore (10/5), member of an offensive line that did not allow a sack on 32 pass attempts in the Titans' 13-10 comeback victory over the Ravens. Marked the third consecutive game the front did not allow a sack.
- At Kansas City (10/19), opened holes for Tennessee ball carriers to rush for a franchise-record 332 rushing yards in the Titans' commanding 34-10 road victory over the Chiefs. Part of an offensive line that did not allow a sack for the fourth straight game.
- Against Indianapolis (10/27), part of an offensive line that did not allow a sack despite 37 pass attempts in the Titans' 31-21 victory over the Colts on Monday Night Football.
- At Detroit (11/27), part of an offensive front that blocked for Titans' ball carriers to gain 292 yards on the ground in the Titans' commanding 47-10 victory over the Lions on Thanksgiving.
- At Houston (12/14), member of an offensive front that did not allow a sack on 33 pass attempts. Recovered a Bo Scaife fumble at the Houston 40-yard line late in the fourth quarter.
- Against Pittsburgh (12/21), part of an offensive front that helped amass 322 total yards, the most against Pittsburgh in 2008, in the Titans' 31-14 victory.
- In Divisional playoffs against Baltimore (1/10), helped the Titans offense amass 391 total yards.

**2007 (16/16, 1/1):** Started all 16 games at right tackle. Helped open holes for Titans' rushers to average 131.8 yards per game, ranking the rushing attack fifth in the NFL. Blocked for LenDale White who registered his first 1,000-yard rushing season (1,110) in his second NFL campaign. Part of an offensive front that finished 14th in the league with 30 sacks allowed.

- At Jacksonville (9/9), member of an offensive front that opened holes for Titans' rushers to gain 282 rushing yards, the second-highest total in franchise history. Pounced on a Vince Young fumble during a third-and-12 play late in the fourth quarter.
- Against Houston (12/2), part of an offensive line that opened holes for Titans' rushers to gain 153 yards on 29 carries (5.3 avg.) in the Titans' 28-20 victory.

**2006 (14/14):** Started 14 games at right tackle and helped rushing offense rank third in AFC and fifth in NFL with 2,214 rushing yards, while posting franchise record 4.7-average per carry for season. Also helped pave way for running back Travis Henry to rush for 1,211 yards and Vince Young to become first rookie quarterback in NFL history to exceed 500 rushing yards.

- Was named to USA Today's All-Joe Team.
- Against Indianapolis (12/3), led the way for a rushing offense that posted season-high 219 rushing yards.
- At Buffalo (12/24), opened holes as Titans rushed for 215 rushing yards.

**2005 (0/0):** Was inactive for all 16 contests.

#### COLLEGE:

- Totaled 38 starts in 41 career games, including 35 consecutive starts to close his career at Mississippi State. Recorded 218 knockdown blocks and 25 blocks resulting in touchdowns.
- As senior, earned honorable mention All-SEC honors by Associated Press after starting every game at right tackle for third consecutive season. Named offensive captain by teammates and was on field for every snap in all but three contests. Helped offense average 303.2 yards per game. Was presented with team's Bulldog Award, given to player who displays best work ethic, leadership and character.
- As junior, started every game at right tackle and led team's linemen with 79.6 percent grade. Tallied 76 knockdown blocks and nine blocks resulting in touchdowns. Offense averaged 321 yards per game.
- As sophomore, took over right offensive tackle responsibilities, starting every game and grading 82 percent in blocking consistency. Totaled 73 knockdowns and seven blocks resulting in touchdowns while offense averaged 337 yards per game.
- As redshirt freshman, played in six games and totaled three starts, including first career start against Troy State.
- Majored in interdisciplinary studies at Mississippi State.

#### PERSONAL:

- Married to Cheryl. The couple has a son, Boone, and a daughter, Bailey Grace, and reside in Nashville.
- Named Class 4A All-State by *Birmingham News* at Lawrence County (Moulton, Ala.) High School. Played both offensive and defensive tackle positions, totaling 120 tackles and 28 sacks during his junior and senior seasons.
- As senior, also participated in shot put (44-foot long throw) and discuss (120 feet) for track and field team.
- Enjoys fishing in his spare time.
- List of favorites: (kind of music) country music; (video games) James Bond 007; (movie) "Lethal Weapon"; (food) chicken wings; (school subject) poultry science; and (vacation getaway) Dale Hollow Lake in Celina, Tenn.
- Born James David Stewart on Aug. 28, 1982 in Decatur, Ala.

### DAVID STEWART'S NFL STATISTICS

#### REGULAR SEASON

Year	Team	GP	GS
2005	Tennessee	0	0
2006	Tennessee	14	14
2007	Tennessee	16	16
2008	Tennessee	16	16
2009	Tennessee	15	15
2010	Tennessee	16	16
2011	Tennessee	15	15
2012	Tennessee	12	12
<b>NFL Totals</b>		<b>104</b>	<b>104</b>

#### PLAYOFFS

Year	Team	GP	GS
2007	Tennessee	1	1
2008	Tennessee	1	1
<b>Playoff Totals</b>		<b>2</b>	<b>2</b>

#### Starts Breakdown:

2006 - RT 14; 2007 - RT 16; 2008 - RT 16; 2009 - RT 15; 2010 - RT 16; 2011 - RT 15; 2012 - RT 12



68



## BYRON STINGILY

TACKLE • 6'5" • 318 lbs • COLLEGE: LOUISVILLE  
 ACQUIRED: 6TH ROUND - 2011 • NFL EXP. (NFL/TITANS): 3/3  
 HOMETOWN: COUNTRY CLUB HILLS, III.  
 GAMES PLAYED/GAMES STARTED: 5/2 (PLAYOFFS: 0/0)



**PRO:** Byron Stingily is a massive offensive tackle that displays quick feet and excellent recovery speed. The 6-foot-5-inch, 313-pounder is relatively new to playing the position having lined up at defensive end in high school. Stingily possesses raw skills and power and will compete for a backup role at the tackle spots.

### CAREER HIGHLIGHTS:

- In 2012, Stingily played in five games and notched his first two career starts at right tackle in the final two games.
- As a senior at Louisville in 2010, Stingily earned second team All-Big East honors after starting all 13 games at left tackle. He helped pave the way for the Cardinals to lead the conference in rushing and teammate Bilal Powell to finish 11th in the country in rushing.

### TITANS TIDBITS:

- Stingily started doing pilates during the 2012 offseason to help improve his flexibility. He is a regular at the Willow Springs studio in Green Hills.
- Prior to the 2011 NFL Draft, Stingily trained with former Titans' Pro Bowler Brad Hopkins three days per week at D1 in Franklin, Tenn.
- Stingily's off-the-field interests include working on cars, particularly low-riders. He started the hobby as a youngster refurbishing with his uncle.

### CAREER TRANSACTIONS:

- The Country Club Hills, Ill., native was selected by the Titans in the sixth round (175th overall) of the 2011 NFL Draft.

### SEASON RECAPS:

- 2012 (5/2):** Saw action in five games with two starts at right tackle in the final two games. Was inactive for six contests and did not play in five games. Made his first career NFL start at right tackle at Green Bay (12/23/12).
- Against Indianapolis (10/28), played as a reserve on special teams. Played one snap at right tackle after David Stewart left the game with an injury.
  - At Green Bay (12/23), made his first career NFL start at right tackle.
  - Against Jacksonville (12/30), notched his second consecutive start at right tackle.

**2011 (0/0):** Was inactive for 15 games and dressed but did not play against Tampa Bay (11/27).

### COLLEGE:

- Started all 24 career games during his two-year stay at Louisville. Earned second team All-Big East honors after starting 13 games at left tackle as a senior. Before attending Louisville, played at Joliet Junior College during the 2006-2007 seasons.
- As a senior (2010), started in all 13 games at the left tackle and earned second-team All-Big East accolades. Was influential in helping Bilal Powell rank 11th in the nation in rushing. Graded out at 85 percent or higher in 13 games. Recorded over 50 pancake blocks and helped the Cardinals lead the Big East Conference in rushing.
- As a junior (2009), coming off surgery that forced him to miss spring practice. Played in 11 games, making 11 starts at offensive tackle. Missed the season finale versus Rutgers due to injury.
- As a junior (2008), redshirted in his first season at Louisville.
- Majored in justice administration at Louisville.
- As a sophomore (2007), played at Joliet Junior College and started 13 games at offensive tackle. Earned first team All-Conference accolades.

Rated the No. 1 offensive linemen in the conference and the No. 8 player overall. Guided Joliet to an 11-2 record.

- As a freshman (2006), saw action at tackle in his first season at Joliet Junior College.

### PERSONAL:

- Single and splits time between Nashville and Country Club Hills, Ill.
- Attended Romeoville High School and was a two-year starter at defensive end. Earned All-Conference and All-Area honors.
- Also lettered in basketball in high school.
- Has four siblings: Cameron (19), Evan (13), Diamond (21) and Fatima (12).
- List of favorites: (TV show) "Martin"; (movie) "Friday"; (music artist) Jay-Z; (school subject) math; (actor) Chris Tucker; (car) 1959 Impala; (childhood sports hero) Nobody when he was young, but recently D'Brickashaw Ferguson; (sports team) Chicago Bulls and all other Chicago teams; and (food/restaurant) Red Lobster.
- Born Byron Andrew Stingily, Jr., on Sept. 9, 1988 in Chicago, Ill.

## BYRON STINGILY'S NFL STATISTICS

### REGULAR SEASON

Year	Team	GP	GS
2011	Tennessee	0	0
2012	Tennessee	5	2
<b>NFL Totals</b>		<b>5</b>	<b>2</b>

### Starts Breakdown:

2012 - RT 2

64



## KASEY STUDDARD

GUARD • 6'3" • 313 lbs • COLLEGE: TEXAS  
 ACQUIRED: FREE AGENT - 2013 • NFL EXP. (NFL/TITANS): 6/1  
 HOMETOWN: DENVER, COLO.  
 GAMES PLAYED/GAMES STARTED: 25/14 (PLAYOFFS: 0/0)



**PRO:** The Titans signed Kasey Studdard early in the 2013 offseason. The veteran of five previous seasons with the Houston Texans offers depth along the interior offensive line. The former Texas Longhorn played in 25 total games with Houston, including 14 starts at left guard.

### CAREER HIGHLIGHTS:

- Studdard enjoyed the most extensive playing time of his career in 2009, when he played in all 16 games with 14 starts at left guard for the Texans.

### TITANS TIDBITS:

- Studdard comes from a football family. His father, Dave, played offensive tackle for the Texas Longhorns from 1975-77 and for the Denver Broncos from 1979-88. His uncle, Les, played offensive tackle for the Longhorns from 1978-80 and played center for the Kansas City Chiefs in 1982.

### CAREER TRANSACTIONS:

- A native of Lone Tree, Colo., Studdard was originally selected by the Houston Texans in the sixth round (183rd overall) of the 2007 NFL Draft.
- Re-signed with the Texans as an unrestricted free agent on July 31, 2011.
- Re-signed with the Texans as an unrestricted free agent on July 28, 2012.
- Released by the Texans on Aug. 26, 2012.
- Signed by the Titans as a free agent on Jan. 14, 2013.

### SEASON RECAPS:

**2012 (0/0):** Out of football after being released by the Texans prior to the regular season.

**2011 (0/0 - Houston):** Suffered an ankle injury in the preseason opener against the N.Y. Jets that landed him on injured reserve (8/15).

**2010 (4/0 - Houston):** Played in four total games on special teams. Appeared against Kansas City (10/17), at Tennessee (12/19), at Denver (12/26) and against Jacksonville (1/2).

**2009 (16/14 - Houston):** Played in all 16 games with 14 starts at left guard.

- Against Jacksonville (9/27), made his first career start at guard in place of the injured Chester Pitts.
- Against Tennessee (11/23), protected Matt Schaub when he had his second consecutive 300-yard passing game.
- At Jacksonville (12/6), helped the offense gain more than 300 yards for the 11th consecutive game.
- Against Seattle (12/13), was part of an offensive line that blocked for Schaub as he threw for 365 yards and two touchdowns without allowing a sack.
- At St. Louis (12/20), helped Schaub pass for 367 yards without being sacked for the second consecutive game and fourth time in the season.

**2008 (2/0 - Houston):** Inactive for the first 14 games of the year before playing the final two contests on special teams (12/21 at Oakland and 12/28 against Chicago).

**2007 (3/0 - Houston):** Played in three total games as a rookie.

- At Atlanta (9/30), made his NFL debut when he played on kick protection.

- At Tennessee (12/2), saw the first action of his career on the offensive line, appearing at right guard when starter Fred Weary went down with a broken leg.

### COLLEGE:

- Started his last 38 games at left guard for Texas.
- Three-time All-Big 12 selection and earned first-team all-conference honors as a senior. Also named a team captain as a senior.
- Helped Texas win the BCS National Championship as a junior in 2005.
- Helped the Longhorns offense become one of the most explosive in the country, averaging more than 40 points and 455 yards per game in his three years as a starter.
- Graduated with a degree in youth and community studies.

### PERSONAL:

- Attended Highland Ranch High School in Lone Tree, Colo., where he was a four-year starter on the offensive and defensive lines. Earned first-team all-state, all-county and all-district honors as a junior and a senior.
- Born Kasey Whitfield Studdard on July 1, 1984 in Denver, Colo.

## KASEY STUDDARD'S NFL STATISTICS

### REGULAR SEASON

Year	Team	GP	GS
2007	Houston	3	0
2008	Houston	2	0
2009	Houston	16	14
2010	Houston	4	0
2011	Houston	0	0
<b>NFL Totals</b>		<b>25</b>	<b>14</b>

### Starts Breakdown:

2009 - LG 14

### Additional Career Statistics

Tackles - 1 (2009)

84



## TAYLOR THOMPSON

TIGHT END • 6'6" • 268 lbs • COLLEGE: SOUTHERN METHODIST  
 ACQUIRED: 5TH ROUND - 2012 • NFL EXP. (NFL/TITANS): 2/2  
 HOMETOWN: PROSPER, TEXAS  
 GAMES PLAYED/GAMES STARTED: 16/4 (PLAYOFFS: 0/0)



**PRO:** The Titans raised eyebrows when they traded up in the fifth round of the 2012 NFL Draft to select Taylor Thompson. The 6-foot-6, 259-pound Thompson spent four years at Southern Methodist University as a defensive end and was considered a draft-worthy prospect at that position. However, the Titans were persuaded during pre-draft workouts and with his background at tight end that Thompson's NFL future would be on offense. He pairs ideal size with impressive athleticism, displayed in pre-draft workouts in the form of a 4.56-second 40-yard dash, a 37-inch vertical jump and reliable hands. To acquire the pick they used to draft Thompson (145th overall), the Titans traded their own fifth-round pick (155th overall) and their seventh-round selection (227th overall) to the Miami Dolphins.

### CAREER HIGHLIGHTS:

- As a rookie in 2012, Thompson saw action in all 16 games with four starts at tight end and collected six receptions for 46 yards. He also finished second on the team with 11 special teams tackles.
- As a defensive end at Southern Methodist University, Thompson started the final 43 games of his four-year career and tallied 139 tackles, 18 sacks, 22.5 tackles for loss, 12 quarterback pressures, six forced fumbles and a fumble recovery.

### TITANS TIDBITS:

- Although Thompson spent four college seasons as a defensive end, he was not foreign to the offensive side of the ball. At Prosper (Texas) High School, he caught 58 passes for 960 yards as a senior wide receiver, in addition to playing defensive end and punter. Recruited by Vanderbilt as a tight end, he initially committed to the Commodores but then enrolled at Southern Methodist in order to stay closer to home. Under new head coach June Jones, however, SMU employed a spread offense that did not use a tight end, and Thompson decided to make his mark at defensive end. It was not until the final month of his senior season there that Jones encouraged him to think about making the switch back to tight end. He did, and in February 2012, Titans scouts became convinced of his potential at the Players All-Star Classic in Little Rock, Ark.
- The outdoor enthusiast enjoys golf, fishing and rock climbing. He also plays the guitar.
- Thompson's "bucket list" includes going to the moon.

### CAREER TRANSACTIONS:

- The Prosper, Texas, native was selected by the Titans in the fifth round (145th overall) of the 2012 NFL Draft.

### SEASON RECAPS:

- 2012 (16/4):** Saw action in all 16 games with four starts at tight end as a rookie and collected six receptions for 46 yards. Finished second on the team with 11 special teams tackles. Made his NFL debut and started his first career contest against New England (9/9/12). Collected his first career catch from Rusty Smith at Minnesota (12/7/12). Tied for the team lead in receptions once in 2012 (vs. JAX). Tied for the team lead in special teams tackles three times in 2012 (at HST, at BUF, at IND).
- Against New England (9/9), started at tight end in his first career NFL game as the team opened the game in a three tight end set.
  - Against Detroit (9/23), played a limited role as a reserve on special teams and at tight end. Provided the key block that sprung Darius Reynaud for his 105-yard kickoff return for a touchdown in the fourth quarter.
  - At Houston (9/30), started at tight end. Tied for the team lead with two special teams tackles on coverage units.
  - At Minnesota (10/7), played as a reserve at tight end and snared his first

career reception for seven yards.

- Against Pittsburgh (10/11), saw action as a reserve at tight end and caught one pass for five yards. Registered two special teams tackles on coverage units.
- At Chicago (11/4), played as a reserve at tight end and caught one pass for seven yards. Collected a solo special teams tackle on coverage units.
- Against Jacksonville (12/30), started at tight end and snared two receptions for 19 yards.

### COLLEGE:

- During his four years with the Southern Methodist University Mustangs, Thompson competed in 49 games and finished his career with 43 straight starts at defensive end. He amassed 139 tackles, 22.5 tackles for loss, 18 sacks, 12 quarterback pressures, six forced fumbles, one fumble recovery and a blocked PAT. He was a three-time All-Conference USA selection. With 18 sacks, Thompson concluded his Mustang career tied for fourth in school history (Chad Patton), trailing only Luke Johnson (23.5), Justin Rogers (19.5) and Anthony Beverly (19).
- As a senior (2011), started all 13 games and totaled 44 tackles, eight sacks, 9.5 tackles for loss, two quarterback pressures and one fumble recovery. Additionally ranked second in the conference with six forced fumbles. Helped SMU rank second in Conference USA in total defense. Named first-team All-Conference USA.
- As a junior (2010), started all 14 contests at defensive end and was named first-team All-Conference after posting 32 tackles, 5.5 tackles for loss, 4.5 sacks and three quarterback pressures.
- As a sophomore (2009), started all 13 games at defensive end and was named honorable mention All-Conference-USA by the league's coaches. Posted 40 tackles and led the squad with 5.5 sacks. Added six tackles for loss, six quarterback pressures and four passes defended. Was a key contributor for SMU's first bowl team in 25 years (2009 Hawaii Bowl vs. Nevada).
- As a freshman (2008), played in nine games with three starts at defensive end. Totaled 23 tackles, 1.5 tackles for loss and one quarterback pressure.
- Majored in philosophy.

### PERSONAL:

- Single, splits time between Prosper, Texas, and Nashville.
- At Prosper (Texas) High School, was an All-State wide receiver and defensive end, in addition to earning All-District honors as a punter. He was ranked the No. 37 tight end prospect in the nation by Scout.com, No. 38 by Rivals.com, No. 41 by ESPN.com and the No. 1 tight end in Texas by Dave Campbell.
- As a senior, caught 58 passes for 960 yards and a touchdown.
- Also competed on the basketball, baseball and track and field teams in high school.
- List of favorites: (movie) "Super Troopers"; (TV show) "Workaholics"; (actor) Vince Vaughn; (music) classical music, particularly Chopin; (video game) Call of Duty; (school subject) psychology; (books) philosophy books; (car) 1970 Chevelle; (food) sushi; (favorite sports team other than the Titans) New York Yankees and Texas Rangers.
- His parents are Ron and Linda. He has a brother, Trevor, and a sister, Morgan.
- Born Taylor Nicholas Thompson on Oct. 19, 1989 in Plano, Texas.

## TAYLOR THOMPSON'S GAME-BY-GAME

2012 Tennessee Titans				RECEIVING															
Date	Opp.	W/L	P/S	No	Yds	Avg	Lg	TD											
Sept 9	NE	L	S	0	0	-	0	0	Nov 4	Chi	L	p	1	7	7.0	7	0		
Sept 16	@ SD	L	p	0	0	-	0	0	Nov 11	@ Mia	W	S	0	0	-	0	0		
Sept 23	Det	W	p	0	0	-	0	0	Nov 25	@ Jax	L	p	0	0	-	0	0		
Sept 30	@ Hou	L	S	0	0	-	0	0	Dec 2	Hou	L	p	0	0	-	0	0		
Oct 7	@ Min	L	p	1	7	7.0	7	0	Dec 9	@ Ind	L	p	0	0	-	0	0		
Oct 11	Pit	W	p	1	5	5.0	5	0	Dec 17	NYJ	W	p	0	0	-	0	0		
Oct 21	@ Buf	W	p	0	0	-	0	0	Dec 23	@ GB	L	p	1	8	8.0	8	0		
Oct 28	Ind	L	p	0	0	-	0	0	Dec 30	Jax	W	S	2	19	9.5	12	0		
									<b>Totals</b>				<b>6-10</b>	<b>16/4</b>	<b>6</b>	<b>46</b>	<b>7.7</b>	<b>12</b>	<b>0</b>

## TAYLOR THOMPSON'S NFL STATISTICS

REGULAR SEASON				RECEIVING					RUSHING				
Year	Team	GP	GS	No	Yds	Avg	Lg	TD	Att	Yds	Avg	Lg	TD
2012	Tennessee	16	4	6	46	7.7	12	0	0	0	-	0	0
<b>NFL Totals</b>		<b>16</b>	<b>4</b>	<b>6</b>	<b>46</b>	<b>7.7</b>	<b>12</b>	<b>0</b>	<b>0</b>	<b>0</b>	<b>-</b>	<b>0</b>	<b>0</b>

### Single-Game Highs

Receptions - 2 vs. Jacksonville (12/30/12)  
 Receiving Yards - 19 vs. Jacksonville (12/30/12)  
 Long Reception - 12 vs. Jacksonville (12/30/12)  
 Touchdowns -

### Additional Statistics

Special Teams Tackles - 11 (2012)

58



## ROB TURNER

GUARD/CENTER • 6'4" • 308 lbs • COLLEGE: NEW MEXICO  
 ACQUIRED: UNRESTRICTED FREE AGENT (STL) - 2013  
 NFL EXP. (NFL/TITANS): 6/1 • HOMETOWN: AUSTIN, TEXAS  
 GAMES PLAYED/GAMES STARTED: 57/18 (PLAYOFFS: 6/0)



**PRO:** Looking to strengthen the interior of the offensive line, the Titans signed former St. Louis Rams guard/center Rob Turner early in the 2013 unrestricted free agency signing period. Turner is a versatile addition to the offense and will immediately compete for the starting center role. The University of New Mexico product entered the NFL as an undrafted free agent with the New York Jets in 2007. He spent five years with the Jets, appearing in 41 total games. He then joined the Rams in 2012 and started all 16 contests at both center (nine starts) and left guard (seven starts).

### CAREER HIGHLIGHTS:

- In 2012, Turner joined the St. Louis Rams and started all 16 games for the first time in his career. He totaled nine starts at center and seven at left guard.
- Early in his career with the Jets, Turner received playing time as an extra tight end and fullback.

### CAREER TRANSACTIONS:

- A native of Austin, Texas, Turner was originally signed by the New York Jets as a rookie free agent on May 16, 2007.
- Waived by the Jets on Sept. 1, 2007 and signed to the practice squad two days later.
- Signed from the Jets practice squad to the 53-man roster on Dec. 19, 2007.
- Re-signed by the Jets as a restricted free agent on July 30, 2011.
- Signed by the St. Louis Rams as an unrestricted free agent on March 31, 2012.
- Signed by the Titans as an unrestricted free agent on March 19, 2013.

### SEASON RECAPS:

- 2012 (16/16 - St. Louis):** Started all 16 games for the Rams, nine at center and seven at left guard. Named to *USA Today's* All-Joe team. Began the season as the starting left guard but moved to center after an injury to Scott Wells. Started at center in Weeks 2-11 and then moved back to left guard for final six games.
- At Detroit (9/9), started at left guard and switched to center during the game after Scott Wells left with a foot injury.
  - Against Washington (9/16), started at center and helped the Rams rush for a season-high 151 yards.
  - Against Arizona (10/4), allowed the Rams to gain over 100 yards on the ground, accounting for the team's second-best rushing effort on the season.
  - At Miami (10/14), started at center and helped Sam Bradford pass for a season-best 315 yards, marking Bradford's second game of the season with over 300 passing yards.
  - At San Francisco (11/11), started at center in his 50th career game. Helped pave the way for Steven Jackson to rush for 101 yards and Danny Amendola to post 102 receiving yards, marking the first time in 2012 that the team logged a 100-yard rusher and 100-yard receiver in the same game.
  - At Arizona (11/25), started at left guard as part of an offensive line that allowed Steven Jackson to rush for a season-high 139 yards.
  - Against Minnesota (12/16), started at left guard and was part of an offensive line that helped Steven Jackson reach 10,000 career rushing yards.
  - At Seattle (12/30), started at left guard and helped the Rams record their second consecutive game with zero sacks.

**2011 (0/0 - N.Y. Jets):** Missed the entire season due to leg and ankle injuries. Inactive for the first three games before being placed on injured reserve on Sept. 27.

**2010 (16/0, 3/0 - N.Y. Jets):** Appeared in all 16 games and three postseason games on special teams and as a reserve offensive lineman.

**2009 (13/2, 3/0 - N.Y. Jets):** Played in 13 regular-season games and three postseason games, including the first two starts of his career at tight end (10/25 at Oakland) and fullback (10/12 at Miami). Played mostly on special teams but also lined up as an extra tight end and as a fullback.

- At Miami (10/12), recorded his first career start as a fullback.

**2008 (10/0 - N.Y. Jets):** Played in the final 10 games of the season, mainly on special teams. Also lined up as an extra tight end on offense.

**2007 (2/0 - N.Y. Jets):** Played in the final two games of the season after spending the majority of the year on the practice squad.

- At Tennessee (12/23), made his NFL debut as a left guard.

### COLLEGE:

- Started 49 consecutive games at right guard and right tackle during his four-year career at New Mexico.
- As a senior, credited with 23 big effort plays, 10 cut blocks and 16 pins by the Lobos' coaching staff.
- Majored in general studies.

### PERSONAL:

- Attended Lake Travis (Austin, Texas) High School, where he was a three-year starter on the offensive line, two-year starter at defensive tackle and a senior captain.
- Also lettered in power lifting and track and field.
- Born on Aug. 20, 1984.

## ROB TURNER'S NFL STATISTICS

### REGULAR SEASON

Year	Team	GP	GS
2007	N.Y. Jets	2	0
2008	N.Y. Jets	10	0
2009	N.Y. Jets	13	2
2010	N.Y. Jets	16	0
2011	N.Y. Jets	0	0
2012	St. Louis	16	16

**NFL Totals**                    **57**    **18**

### PLAYOFFS

Year	Team	GP	GS
2009	N.Y. Jets	3	0
2010	N.Y. Jets	3	0

**Playoff Totals**                    **6**    **0**

### Starts Breakdown:

2009 - TE 1, FB 1; 2012 - C 9, LG 7

### Additional Career Statistics

Receptions - 0 for 4 yards (2012)

Kickoff Returns - 1 for 9 yards (2008), 1 for 6 yards (2009), 1 for 11 yards (2010), 1 for 6 yards (2010 playoffs)

Fumble Recoveries - 2 (2012)

61



## FERNANDO VELASCO

CENTER/GUARD • 6'4" • 308 lbs • COLLEGE: GEORGIA

ACQUIRED: FA - 2008 • NFL EXP. (NFL/TITANS): 4/4

HOMETOWN: WRENS, GA.

GAMES PLAYED/GAMES STARTED: 49/19 (PLAYOFFS: 0/0)



**PRO:** Fernando Velasco is coming off his third full season on the Titans' active roster. The former undrafted free agent appeared in all 48 games from 2010-2012 with 19 starts, including getting the starting nod in all 16 games in 2012. Velasco spent the majority of his first two years with the Titans on the practice squad. A versatile player that can line up at center or guard, he will compete for a starting spot at an interior line position in 2013.

### CAREER HIGHLIGHTS:

- In 2012, Velasco started all 16 games for the first time in his career. He made 13 starts at center and three starts at left guard.
- In 2010, Velasco saw action in all 16 games with three starts. He made his first career NFL start at left guard at Dallas (10/10/10).
- After spending a season and a half on the practice squad, Velasco made his first regular season appearance at San Francisco on Nov. 8, 2009.

### TITANS TIDBITS:

- During the 2013 offseason, Velasco got engaged to Tieashia Odom while on a short vacation to the Cayman Islands. He proposed to his girlfriend of four years after swimming with the dolphins at Dolphin Cove.
- In 2010, Velasco started a foundation called Right C.H.O.I.C.E.S. which is an acronym for Christ Humility Opportunity Integrity Character Education and Success. The foundation sponsors a free camp for kids age 8-14 in his hometown every summer. More than 200 kids attend the camp each year.
- Velasco enjoys bowling, golfing, watching movies and playing basketball in his spare time.

### CAREER TRANSACTIONS:

- The Wrens, Ga., native was originally signed by the Titans as a rookie free agent on May 2, 2008.
- Waived on Aug. 30, 2008 and signed to the practice squad on Aug. 31, 2008.
- Re-signed as a free agent by the Titans on Jan. 12, 2009.
- Waived on Sept. 5, 2009 and signed to the practice squad on Sept. 6, 2009.
- Signed from the practice squad to the 53-man roster on Nov. 7, 2009.
- Waived on on Nov. 14, 2009 and signed to the practice squad on Nov. 17, 2009.
- Signed from the practice squad to the 53-man roster on Dec. 30, 2009.

### SEASON RECAPS:

**2012 (16/16):** Started all 16 games for the first time in his career. Saw action primarily at center (13 starts), but also lined up at left guard (three starts) at the end of the season.

- At San Diego (9/16), started at center and was a member of an offensive front that did not allow a sack on 30 pass attempts.
- Against Detroit (9/23), started at center. Was a part of an offensive line that did not allow a sack on 42 pass attempts and created time for Jake Locker to amass 378 passing yards.
- At Houston (9/30), started at center and helped open holes for Titans rushers to gain 158 yards on the ground, including 141 rushing yards for Chris Johnson.
- Against Pittsburgh (10/11), started at center and helped the Titans' offense amass 359 total yards.
- At Buffalo (10/21), started at center and opened holes for Chris Johnson to amass 195 rushing yards on just 18 carries.
- At Miami (11/11), started at center and helped open holes for Titans' rushers to gain 177 rushing yards on 37 carries.
- Against Houston (12/2), started at center. Played one snap at right tackle

after Michael Roos left the game for one play in the third quarter.

- At Indianapolis (12/9), started for the first time this season at left guard.
- Against N.Y. Jets (12/17), started at left guard and helped open holes for Titans' ball carriers to gain 167 yards on the ground.

**2011 (16/0):** Saw action in all 16 games for the second consecutive season. Played primarily on special teams, but did see some reserve action at center and guard.

- Against Baltimore (9/18), saw action as a reserve on special teams and at left guard when Leroy Harris left the game briefly with an injury.
- At Cleveland (10/2), played in a reserve role on special teams and at left guard when Leroy Harris left the game in the third quarter with an injury.
- Against Jacksonville (12/24), saw limited action at center after Eugene Amano briefly left the game with an injury. Played as a reserve on special teams.

**2010 (16/3):** Appeared in all 16 games with three starts (one at center, two at guard) in his first full season on the 53-man roster. Made his first career start at Dallas (10/10/10).

- Against Denver (10/3), played primarily on special teams. Entered the game at left guard late in the fourth quarter when Leroy Harris exited with an injury.
- At Dallas (10/10), made his first career NFL start at left guard and helped open holes for Titans' ball carriers to gain 158 yards on the ground. Pounced on a Chris Johnson fumble late in the third quarter. Saw action at center late in the fourth quarter after Eugene Amano exited the game with an injury.
- At Houston (11/28), saw significant action at center after Eugene Amano exited the game in the second quarter with an injury.
- Against Indianapolis (12/9), entered the game at center in the fourth quarter after Eugene Amano suffered an injury.
- Against Houston (12/19), started at center and helped clear the way for Titans' rushers to gain 147 yards on the ground.
- At Kansas City (12/26), started at center and left the game briefly in the third quarter with an injury.

**2009 (1/0):** Spent a total of 14 games on the practice squad and was on the 53-man roster for two games.

- At San Francisco (11/8), made NFL debut on special teams.

**2008 (0/0):** Spent his entire rookie season on the Titans practice squad.

### COLLEGE:

- Played 50 games with 26 starts at Georgia.
- As a senior (2007), started all 13 games at center and received All-SEC second-team honors.
- As a junior (2006), started all 13 games at strong-side offensive guard.
- Played 12 games in both freshman (2004) and sophomore (2005) seasons.
- Received degree in health and physical education from Georgia.

### PERSONAL:

- Single, splits time between Nashville and Wrens, Ga.
- Was four-year letterman as defensive tackle and offensive tackle at Jefferson County High School in Wrens, Ga. Selected to Georgia All-State team as senior.
- Also played basketball two years in high school.
- List of favorites: (movie) "Life"; (TV show) "Family Matters"; (actor) Denzel

Washington; (food) fried chicken; (vacation spot) Miami; (school subject) math; (car) Cadillac Escalade; (video game) Madden NFL; and (author) Joel Osteen.

- Born Fernando Antonio Velasco on Feb. 22, 1985 in Harris, N.Y.

## FERNANDO VELASCO'S NFL STATISTICS

### REGULAR SEASON

Year	Team	GP	GS
2008	Tennessee	0	0
2009	Tennessee	1	0
2010	Tennessee	16	3
2011	Tennessee	16	0
2012	Tennessee	16	16
<b>NFL Totals</b>		<b>49</b>	<b>19</b>

### PLAYOFFS

Year	Team	GP	GS
2008	Tennessee	0	0
<b>Playoff Totals</b>		<b>0</b>	<b>0</b>

### Starts Breakdown:

2010 - LG 1, C 2; 2012 - C 13, LG 3



20



## ALTERRAUN VERNER

CORNERBACK • 5'10" • 186 lbs • COLLEGE: UCLA

ACQUIRED: 4TH ROUND - 2010 • NFL EXP. (NFL/TITANS): 4/4

HOMETOWN: CARSON, CALIF.

GAMES PLAYED/GAMES STARTED: 48/31 (PLAYOFFS: 0/0)



**PRO:** Alterraun Verner is in his fourth season in the Titans secondary. He is a versatile and vital cog in the defensive backfield, able to play outside in base defense and move inside in nickel and dime packages. The ball-hawking cornerback joined the team in 2010 as a fourth-round draft choice from UCLA. He was a quick study as a rookie, and by Week 4, he was inserted into the starting lineup. In 2011, he played in every game for the second consecutive season and notched three starts. In 2012, he recorded starts in all 16 games for the first time in his career.

### CAREER HIGHLIGHTS:

- In 2012, Verner was a 16-game starter for the first time in his career. He led the squad with seven tackles for loss and ranked second with 10 passes defended. His statistics also included 78 tackles, two interceptions, a forced fumble, a fumble recovery for a touchdown and six stops on special teams.
- Against Detroit on Sept. 23, 2012, he recorded his first NFL touchdown after stripping the ball from Brandon Pettigrew and taking it 72 yards for a key score late in the fourth quarter.
- In 2011, Verner played in all 16 games and totaled 50 tackles, two tackles for loss, one interception, six passes defended and four stops on special teams.
- In Verner's rookie season, he led the team with 15 passes defended, finished second on the squad with three interceptions, and placed fourth on the club with 103 tackles. He became the 12th rookie in franchise history to notch three or more interceptions.
- He posted his first career interception at Dallas on Oct. 10, 2010, snaring a deflected Tony Romo pass and racing to the Cowboys' one-yard line.
- As a senior at UCLA, Verner was named third-team All-American after finishing fifth on the team with 65 tackles and second in the Pac-10 with five interceptions.

### TITANS TIDBITS:

- During the 2012 offseason, Verner picked up golf as a hobby and began taking individual lessons.
- In 2011, Verner held his first annual youth football camp at Mayfair (Lakewood, Calif.) High School. In 2012, his fiancée at the time (now his wife), Sina'e Ward, helped him host a cheerleading camp that coincided with the football camp.
- During the 2011 offseason, Verner returned to UCLA to complete his degree in mathematics/applied sciences.
- As a senior at UCLA, the school asked him to be featured in a commercial highlighting the school's math program and student-athletes. He was the first current student-athlete ever to do a UCLA moment commercial. Other UCLA greats to be featured in the series include NBA Hall of Famer Kareem Abdul-Jabbar and former Heisman Trophy winner Gary Beban.
- Verner did an internship with California Bank and Trust during the summer of his junior year at UCLA. He surveyed various positions and learned the inner workings of the financial institution.
- Verner served as a peer tutor to his high school football team in the subjects of math and history. He also served as a motivational speaker to city youth teams on the importance of staying in school.

### CAREER TRANSACTIONS:

- The Carson, Calif., native was selected by the Titans in the fourth round (104th overall) of the 2010 NFL Draft.

### SEASON RECAPS:

**2012 (16/16):** Started all 16 games at cornerback for the first time in his career and led the team with seven tackles for loss. Finished second on the

club with 10 passes defended. Also posted 78 tackles, two interceptions a forced fumble and a fumble recovery for a touchdown. Scored his first career touchdown by stripping Brandon Pettigrew of the ball and racing 72 yards for the score against Detroit (9/23/12). Led or tied for the team lead in passes defended five times (at SD, vs. DET, at HST, at JAX, at IND). Led or tied for the team lead in special teams tackles twice (at SD, vs. JAX).

- Against New England (9/9), finished second on the team with nine tackles, including a stop for loss. Stopped Stevan Ridley for a one-yard loss on a rush off right end in the second quarter.

- At San Diego (9/16), totaled five tackles, including a stop for loss. Notched two passes defended, including an interception. Registered a solo special teams tackle on coverage units. Stuffed Curtis Brinkley for a two-yard loss on a rush off left guard at the end of the first quarter. Batted down a pass intended for Robert Meachem in the second quarter. Halted a Chargers' drive by intercepting a Philip Rivers pass intended for Malcom Floyd on third-and-10 in the second quarter.

- Against Detroit (9/23), posted six tackles, a forced fumble that he recovered and returned for a touchdown and a pass defended. Halted a Lions' drive by breaking up a pass intended for Mikel Leshoure on third-and-two in the second quarter. Stripped Brandon Pettigrew of the ball and raced 72 yards for a touchdown to give the Titans a 41-27 lead with 1:16 left to play in the game.

- At Minnesota (10/7), totaled six tackles, including two stops for loss. Stonewalled Adrian Peterson for a two-yard loss on a rush off left end in the first quarter. Teamed with Will Witherspoon to stop Peterson for a one-yard loss on a rush off left end in the first stanza. Stuffed Kyle Rudolph for a one-yard loss on a short pass late in the second quarter.

- Against Indianapolis (10/28), tallied seven tackles, including two stops for loss. Stopped T.Y. Hilton for a two-yard loss on a short pass in the second quarter. Stuffed Reggie Wayne for no gain on a short pass in the second stanza. Stonewalled Vick Ballard for a two-yard loss on a rush off left tackle in the third quarter. Teamed with Jordan Babineaux to stuff Donald Brown for no gain on a rush off left end in the fourth quarter.

- At Jacksonville (11/25), collected two tackles and two passes defended, including an interception. Intercepted a Chad Henne pass that was deflected by Sen'Derrick Marks at the line of scrimmage on the first play from scrimmage. Broke up a pass intended for Mercedes Lewis in the fourth quarter.

- At Indianapolis (12/9), tallied three tackles, including a stop for loss and two passes defended. Broke up a pass intended for Donnie Avery late in the second quarter. Forced T.Y. Hilton out of bounds for a two-yard loss on a reverse in the third quarter. Defended a pass intended for Avery in the end zone in the third quarter.

- Against Jacksonville (12/30), recorded seven solo tackles. Led the team with a career-best four special teams tackles.

**2011 (16/3):** Played in all 16 games for the second consecutive season and notched three starts. Totaled 50 tackles, two tackles for loss, one interception, six passes defended and four stops on special teams. Led or tied for the team lead in passes defended twice in 2011 (vs. IND, at IND). Tied for the team lead in special teams tackles once in 2011 (vs. DEN).

- Against Baltimore (9/18), saw significant action as a nickelback and tallied two tackles and an interception. Halted a Ravens' drive by intercepting a third-and-four pass by Joe Flacco that was intended for Lee Evans along the left sideline. Collected a special teams tackle on coverage units.

- Against Denver (9/25), played in a reserve role as the nickelback and notched four tackles. Halted the Broncos' first drive by batting down a third-and-10 pass intended for Brandon Lloyd over the middle. Collected a solo tackle on special teams.

- At Pittsburgh (10/9), played as a reserve at cornerback and registered two tackles and a pass defended. Broke up a pass intended for Mike Wallace in the second quarter. Recovered a Rob Bironas' inside kick late in the third quarter.
- Against Indianapolis (10/30), saw significant action as a reserve nickelback and posted six tackles and two passes defended. Halted a Colts' drive by batting down a third-and-two pass intended for Reggie Wayne in the first quarter. Broke up a pass intended for Wayne in the second stanza.
- At Atlanta (11/20), started at cornerback as the team opened the game in the nickel package and collected five tackles. Stuffed Michael Turner for a one-yard loss on a rush off right end late in the third quarter.
- Against Tampa Bay (11/27), played as a reserve as the nickelback and posted two tackles, including a stop for loss. Stuffed Kregg Lumpkin for a two-yard loss on a short pass in the fourth quarter.
- Against New Orleans (12/11), started at cornerback and recorded nine tackles, including a stop for loss. Stuffed Chris Ivory for a two-yard loss on a rush off right end in the second quarter. Posted a solo special teams tackle.
- At Indianapolis (12/18), saw action as a reserve as the nickelback and tallied a tackle and a pass defended. Broke up a pass intended for Austin Collie in the second stanza.
- Against Jacksonville (12/24), played as a reserve at nickelback and totaled two tackles and a pass defended. Broke up a deep pass intended for Jarett Dilliard in the second quarter.

**2010 (16/12):** Appeared in all 16 games as a rookie, starting 12 of the season's last 13 games at cornerback. Led the team with 15 passes defended and finished second on the squad with three interceptions. Finished fourth on the squad with 103 tackles. Led the team in passes defended three times (vs. DEN, at JAX, vs. WAS). Led or tied for the team lead in special teams tackles four times (vs. OAK, vs. PIT, at NYG, at MIA).

- Against Oakland (9/12), saw action on special teams and played in dime packages on defense in his NFL debut. Tied for the team lead with two special teams tackles.
- At N.Y. Giants (9/26), saw significant action as a reserve cornerback after Jason McCourty left the game in the second quarter with an injury. Collected four tackles, a fumble recovery and a pass defended. Halted a potential Giants' scoring drive by recovering an Ahmad Bradshaw fumble that was forced by Michael Griffin at the Titans' five-yard line in the third stanza. Broke up a pass intended for Mario Manningham in the fourth quarter. Led the team with three special teams tackles on coverage units.
- Against Denver (10/3), made his first career start at cornerback and finished second on the team with 10 tackles. Led the team with three passes defended.
- At Dallas (10/10), posted nine tackles and his first career interception. Made a diving interception of a Tony Romo pass that was deflected by Dave Ball and returned it to the Cowboys' one-yard line in the fourth quarter.
- At Jacksonville (10/18), recorded six tackles and a team-best three passes defended, including an interception. Knocked down a pass intended for Mike Sims-Walker in the second quarter. Stepped in front of Tiquan Underwood and intercepted a Trent Edwards pass in the third quarter.
- Against Philadelphia (10/24), tallied three tackles, a fumble recovery and a pass defended. Made a game-changing play by recovering a Kevin Kolb fumble that was forced by Jason Jones at the Titans' three-yard line in the third quarter. Broke up a third-and-five pass intended for Jeremy Maclin deep in Titans' territory in the fourth quarter.
- At Miami (11/14), collected seven tackles, two passes defended and a quarterback pressure. Raced down the field and batted a punt backwards saving it from going into the end zone and allowing Jared Cook to down it at the Dolphins' two-yard line in the second quarter.
- Against Indianapolis (12/9), led the team with a career-high 12 tackles.
- Against Houston (12/19), tied for the team lead with nine tackles and added an interception. Intercepted a pass over the middle intended for Andre Johnson in the second quarter which led to a Rob Bironas field goal on the final play of the first half.
- At Kansas City (12/26), recorded eight tackles, including a stop for loss, a forced fumble and a pass defended. Stuffed Thomas Jones for a one-yard loss and forced a fumble that was recovered by the Chiefs deep in their own territory in the second quarter.
- At Indianapolis (1/2), led the team with 11 tackles.

#### COLLEGE:

- In four seasons at UCLA (2006-09), Verner started 35 of 50 games and recorded 272 tackles with 11.0 stops for losses of 19 yards and three forced fumbles. He tied for seventh in school history with 13 interceptions during his career, with his five interceptions during his senior year representing the most by a Bruin in a season since 1997. He also holds the school career-record with four interception returns for touchdowns.
- As a senior (2009), started all 12 games for the second consecutive season and ranked fifth on the team with 65 tackles, including three stops for losses of four yards. The team captain finished second in the Pac-10 with five interceptions for 158 yards in returns (31.6 avg). Named third-team All-American by the AP and The NFL Draft Report and added All-Pac 10 first-team and Academic All-Pac 10 second-team honors. Was a semifinalist for the Thorpe Award, a quarterfinalist for the Lott Trophy and was a member of the Watch List for the Bednarik and Nagurski Awards.
- As a junior (2008), started all 12 games and finished second on the team with 73 tackles that included 2.5 stops for losses of eight yards and a forced fumble. Intercepted two passes and posted a league-high 18 pass deflections. Led the nation in passes defended, averaging 1.67 per game. Earned second-team All-Pac 10 honors from the league's coaches and was a first-team Academic All-Pac 10 choice.
- As a sophomore (2007), started 10 of the 13 games he appeared in and recorded 75 tackles, which ranked fourth on the team. Also posted three stops for losses of four yards and also caused a fumble. Led the Bruins with 15 passes defended and intercepted four other passes for 76 yards (19.0 avg) in returns. Returned four punts for a total of nine yards (2.2 avg). Named Academic All-District VIII and Academic All-Pac 10 Conference first-team choice and added All-Pac 10 honorable mention from the league's coaches.
- As a freshman (2006), appeared in all 13 games as the team's nickel back and top reserve at cornerback. Finished fourth on the team with 59 tackles that included 1.5 stops for losses of two yards, a forced fumble and a fumble recovery that he advanced 18 yards. Also deflected six passes and became the first freshman and sixth overall player in school history to return two interceptions for touchdowns in the same season. Named a Freshman All-American first-team pick by College Football News.com and Scripps/FWAA, adding second-team honors from The Sporting News, Scout.com and Rivals.com. Was chosen the Pac-10 Co-Freshman of the Year by the league's coaches and was co-winner of UCLA's John Boncheff, Jr. Memorial Award, given to the Bruins' Rookie of the Year.
- Received a degree in mathematics/applied sciences from UCLA in 2011.

#### PERSONAL:

- Married to Sina'e and splits time between Nashville and Carson, Calif.
- Attended Mayfair High School (Lakewood, Calif.) and led his team to a 10-2 record during his senior season. Caught 50 passes for 907 yards and 13 touchdowns, recorded 56 tackles with four interceptions, including one that he returned 102 yards for a touchdown. Also gained 407 yards with a touchdown on seven kickoff returns and 100 yards on four punt returns.
- During his junior season, he was an All-CIF SS Division VI first-team choice on offense by pulling down 32 passes for 705 yards with 11 touchdowns.
- Earned Academic All-Suburban League honors as sophomore. Posted 15 receptions for 250 yards and one touchdown and was credited with 25 tackles on defense.
- Lettered four times in track and field, as he competed in the high jump, pole vault, 100m, 4x100-meter relay, 4x400 relay, 110m hurdles, 300m intermediate hurdles, long jump, 800m run and 4x200m relay events. Earned team Most Valuable Performer honors as a freshman. Served as track team co-captain as a sophomore and junior, winning the league titles in the high jump, 4x100m relay and 4x400m relay.
- Was a four-time school Honor Roll and three-time Academic All-Pac 10 selection, compiling a 3.08 grade point average in Mathematics/Applied Sciences at UCLA. Added Scholar-Athlete honors after attaining a 4.17 grade point average in high school.
- Follow Verner on Twitter at @Alvern\_1.
- List of favorites: (movie) "Back to the Future"; (TV show) "Dragonball-Z"; (actor) Denzel Washington/Shia LeBoef; (music artist) Eminem, Lil' Wayne; (school subject) Math, physics, chemistry; (books) Harry Potter books and Dan Brown books; (food) "Anything my dad cooks"; (sports hero) Jerry Rice; and (sports teams as a child) L.A. Lakers, San Francisco 49ers or "wherever Jerry Rice was."
- Born Alterraun Ennis Verner on Dec. 13, 1988 in Orange, Calif.

## ALTERRAUN VERNER'S GAME-BY-GAME

### 2010 Tennessee Titans

Date	Opp	W/L	P/S	Tot Solo	Asst	Sk	- Yds	QBP	TFL	Int - Yds	-TD	PD	FF	FR - Yds	SpT
Sept 12	Oak	W	p	0	0	0	0.0	0.0	0	0	0	0	0	0	2
Sept 19	Pit	L	p	0	0	0	0.0	0.0	0	0	0	0	0	0	2
Sept 26	@ NYG	W	p	4	3	1	0.0	0.0	0	0	0	0	1	0	3
Oct 3	Den	L	S	10	10	0	0.0	0.0	0	0	0	0	3	0	0
Oct 10	@ Dal	W	S	9	6	3	0.0	0.0	0	0	1	12	0	1	0
Oct 18	@ Jax	W	S	6	3	3	0.0	0.0	0	0	1	10	0	3	0
Oct 24	Phi	W	S	3	2	1	0.0	0.0	0	0	0	0	1	0	1
Oct 31	@ SD	L	p	7	5	2	0.0	0.0	0	0	0	0	0	0	0
Nov 14	@ Mia	L	S	7	4	3	0.0	0.0	1	0	0	0	2	0	0
Nov 21	Was	L	S	4	2	2	0.0	0.0	0	0	0	0	2	0	0
Nov 28	@ Hou	L	S	9	8	1	0.0	0.0	0	0	0	0	0	0	0
Dec 5	Jax	L	S	4	3	1	0.0	0.0	0	0	0	0	0	0	0
Dec 9	Ind	L	S	12	9	3	0.0	0.0	0	1	0	0	0	0	0
Dec 19	Hou	W	S	9	4	5	0.0	0.0	0	0	1	19	0	1	0
Dec 26	@ KC	L	S	8	7	1	0.0	0.0	0	0	0	0	1	1	0
Jan 2	@ Ind	L	S	11	10	1	0.0	0.0	0	0	0	0	0	0	0
<b>Totals</b>				<b>6-10</b>	<b>16/12</b>	<b>103</b>	<b>76</b>	<b>27</b>	<b>0.0</b>	<b>0.0</b>	<b>1</b>	<b>1</b>	<b>3</b>	<b>41</b>	<b>0 15 1 2 0 9</b>

Nov 13	@ Car	W	p	2	1	1	0.0	0.0	0	0	0	0	0	0	0
Nov 20	@ Atl	L	S	5	4	1	0.0	0.0	0	0	0	0	0	0	0
Nov 27	TB	W	p	2	1	1	0.0	0.0	0	1	0	0	0	0	0
Dec 4	@ Buf	W	S	4	3	1	0.0	0.0	0	0	0	0	0	0	0
Dec 11	NO	L	S	9	5	4	0.0	0.0	0	1	0	0	0	0	1
Dec 18	@ Ind	L	p	1	1	0	0.0	0.0	0	0	0	0	0	1	0
Dec 24	Jax	W	p	2	2	0	0.0	0.0	0	0	0	0	0	1	0
Jan 1	@ Hou	W	p	1	1	0	0.0	0.0	0	0	0	0	0	0	0
<b>Totals</b>				<b>9-7</b>	<b>16/3</b>	<b>50</b>	<b>29</b>	<b>21</b>	<b>0.0</b>	<b>0.0</b>	<b>0</b>	<b>2</b>	<b>1</b>	<b>4</b>	<b>0 0 6 0 0 4</b>

### 2011 Tennessee Titans

### 2011 Tennessee Titans

Date	Opp	W/L	P/S	Tot Solo	Asst	Sk	- Yds	QBP	TFL	Int - Yds	-TD	PD	FF	FR - Yds	SpT
Sept 11	@ Jax	L	p	2	0	2	0.0	0.0	0	0	0	0	0	0	0
Sept 18	Bal	W	p	2	1	1	0.0	0.0	0	0	1	4	0	1	0
Sept 25	Den	W	p	4	1	3	0.0	0.0	0	0	0	0	0	0	1
Oct 2	@ Cle	W	p	4	1	3	0.0	0.0	0	0	0	0	0	0	1
Oct 9	@ Pit	L	p	2	1	1	0.0	0.0	0	0	0	0	1	0	0
Oct 23	Hou	L	p	0	0	0	0.0	0.0	0	0	0	0	0	0	0
Oct 30	Ind	W	p	6	4	2	0.0	0.0	0	0	0	0	2	0	0
Nov 6	Cin	L	p	4	3	1	0.0	0.0	0	0	0	0	0	0	0

Date	Opp	W/L	P/S	Tot Solo	Asst	Sk	- Yds	QBP	TFL	Int - Yds	-TD	PD	FF	FR - Yds	SpT
Sept 9	NE	L	S	9	8	1	0.0	0.0	0	1	0	0	0	0	1
Sept 16	@ SD	L	S	5	4	1	0.0	0.0	0	1	1	11	0	1	0
Sept 23	Det	W	S	6	5	1	0.0	0.0	0	0	0	0	1	1	72
Sept 30	@ Hou	L	S	4	4	0	0.0	0.0	0	0	0	0	1	0	0
Oct 7	@ Min	L	S	6	6	0	0.0	0.0	0	2	0	0	0	0	0
Oct 11	Pit	W	S	3	3	0	0.0	0.0	0	0	0	0	0	0	0
Oct 21	@ Buf	W	S	6	5	1	0.0	0.0	0	0	0	0	0	0	0
Oct 28	Ind	L	S	7	6	1	0.0	0.0	0	2	0	0	0	0	0
Nov 4	Chi	L	S	3	2	1	0.0	0.0	0	0	0	0	1	0	0
Nov 11	@ Mia	W	S	3	3	0	0.0	0.0	0	0	0	0	1	0	0
Nov 25	@ Jax	L	S	2	1	1	0.0	0.0	0	0	1	0	2	0	0
Dec 2	Hou	L	S	4	4	0	0.0	0.0	0	0	0	0	1	0	0
Dec 9	@ Ind	L	S	3	2	1	0.0	0.0	0	1	0	0	2	0	0
Dec 17	NYJ	W	S	4	3	1	0.0	0.0	0	0	0	0	0	0	0
Dec 23	@ GB	L	S	6	3	3	0.0	0.0	0	0	0	0	0	0	0
Dec 30	Jax	W	S	7	7	0	0.0	0.0	0	0	0	0	0	0	4
<b>Totals</b>				<b>6-10</b>	<b>16/16</b>	<b>78</b>	<b>66</b>	<b>12</b>	<b>0.0</b>	<b>0.0</b>	<b>0</b>	<b>7</b>	<b>2</b>	<b>11</b>	<b>0 10 1 1 72 6</b>

## ALTERRAUN VERNER'S NFL STATISTICS

### REGULAR SEASON

Year	Team	GP	GS	TACKLES				QBP	TFL	INTERCEPTIONS				FUMBLES					
				Tot	Solo	Asst	Sk			Yds	No	Yds	Lg	TD	PD	FF	FR	Yds	SpT
2010	Tennessee	16	12	103	76	27	0.0	0.0	1	1	3	41	19	0	15	1	2	0	9
2011	Tennessee	16	3	50	29	21	0.0	0.0	0	2	1	4	4	0	6	0	0	0	4
2012	Tennessee	16	16	78	66	12	0.0	0.0	0	7	2	11	11	0	10	1	1	72	6
<b>NFL Totals</b>		<b>48</b>	<b>31</b>	<b>231</b>	<b>171</b>	<b>60</b>	<b>0.0</b>	<b>0.0</b>	<b>1</b>	<b>10</b>	<b>6</b>	<b>56</b>	<b>19</b>	<b>0</b>	<b>31</b>	<b>2</b>	<b>3</b>	<b>72</b>	<b>19</b>

### Single-Game Highs

Tackles - 12 vs. Indianapolis (12/9/10)  
 Fumble Recovery - 1 (Twice, last vs. Philadelphia 10/24/10)  
 Interceptions - 1 (Six times, last at Jacksonville 11/25/12)

Passes Defensed - 3 (Twice, last at Jacksonville 10/18/10)  
 Special Teams Tackles - 4 vs. Jacksonville (12/30/12)  
 Touchdowns - 1 (72-yard fumble return vs. Detroit 9/23/12)

82



## DELANIE WALKER

TIGHT END • 6'0" • 248 lbs • COLLEGE: CENTRAL MISSOURI ST.  
 ACQUIRED: UNRESTRICTED FREE AGENT (SF) - 2013  
 NFL EXP. (NFL/TITANS): 8/1 • HOMETOWN: POMONA, CALIF.  
 GAMES PLAYED/GAMES STARTED: 99/40 (PLAYOFFS: 4/2)



**PRO:** The Titans targeted Delanie Walker early in the 2013 free agency period to bring physicality and versatility to the tight end position. The 6-foot, 242-pounder brings a unique element to the offense, having lined up in the backfield, on the line, as a wing and as a wideout. Walker provides the Titans with an explosive receiving threat, posing several match-up problems for opposing defenses. The Central Missouri State product utilizes his speed and athleticism not only on offense, but also on special teams, totaling 61 special teams tackles during his first seven seasons.

### CAREER HIGHLIGHTS:

- In 2012, Walker played an integral role in the 49ers' second consecutive playoff season, as he teamed with Vernon Davis to form one of the NFL's top tight-end duos. He saw action in all 16 regular-season games with four starts and set a career high with 344 yards and three touchdowns (matched career high) on 21 receptions. His average of 16.4 yards per catch was the highest among all NFL tight ends with 20 or more catches.
- During the 2012 playoffs, Walker appeared in all three games and started in Super Bowl XLVII. In the Super Bowl, he recorded three receptions for 48 yards.
- In 2011, appeared in 15 games with seven starts and caught 19 passes for 198 yards with three touchdowns.
- In 2010, played in 14 games with eight starts and tallied a career-best 29 receptions for 331 yards.

### TITANS TIDBITS:

- Walker has teamed with Mother's Against Drunk Driving (MADD) to help raise awareness about their campaign after losing his aunt and uncle in a horrific accident near New Orleans just hours after Super Bowl XLVII. The morning after San Francisco's loss to Baltimore at the Superdome, an alleged drunk driver killed Alice and Bryan Young. A few hours earlier, Walker had hugged Alice and Bryan at the team's postgame party. He wants to start a foundation to keep memories of them alive and also help support his eight cousins left behind.
- Over the years, Walker has owned quite a selection of cars, ranging from classics to newer models. His collection has included a 1964 Chevy Impala, 1972 Buick Skylark, 1989 Camaro IROC-Z28, 2008 Mercedes-Benz CL63 AMG and 2010 F250 truck. Walker's passion for cars can be traced back to his childhood, where he would spend countless hours refurbishing old autos with the help of his friend's father, who was a mechanic. "Growing up we didn't have much money, so we would buy cars from the junkyard and fix them up. We'd spend all day taking off parts and replacing them, just like new. The most important lesson I learned was 'the way you take it off is the way you put it back on.'" Walker admits that cars these days have become more advanced and that he is only comfortable working on models that are pre-1990. After his playing days are over, he envisions owning a car restoration shop.
- Having grown up in a tough neighborhood, Walker knows first-hand how difficult it is to overcome obstacles in order to achieve one's goals. During his time in San Francisco, he visited delinquent youths across the Bay Area, making it a point to share his story and give positive reinforcement to those who can relate to him. "It's very important that people know about what I've been through. You can grow up in the worst neighborhood and still make it to the NFL. That's why I want kids, especially in the Bay Area, to understand that you can overcome those situations, because I did."
- For a 240-pound tight end, Walker makes a lot of tacklers miss. His speed on the field can be linked to his success on the track as a high school senior. Despite lettering only one year, he won the Division III 100m (10.6)

and long jump (21-5) titles, while also serving as a member of the winning 4x100m relay team at the 2002 Miramonte League Meet. Delanie's younger brother, Anthony, competed in the 400m and 4x400m at the collegiate level, and has his hopes set on making the Olympic team one day.

### CAREER TRANSACTIONS:

- The Pomona, Calif., native was selected by the 49ers in the sixth round (175th overall) of the 2006 NFL Draft.
- Signed by the Titans as an unrestricted free agent on March 14, 2013.

### SEASON RECAPS:

**2012 (16/4, 3/1 - San Francisco):** Appeared in all 16 games with four starts and compiled 21 receptions. Set a single-season career-high with 344 receiving yards and tied a career best with three receiving touchdowns. Appeared in all three postseason contests with a start and posted five receptions for 85 yards. Tallied four special teams tackles in the postseason, tying for the team lead (Michael Wilhoite).

- Against Seattle (10/18), hauled in his first touchdown of the season and the sixth of his career on an 11-yard pass from Alex Smith.
- At New England (12/16), recorded two receptions for 34 yards and a touchdown from Colin Kaepernick. Walker also recovered the Patriots' onside kick attempt late in the fourth quarter to seal the victory.
- At Seattle (12/23), caught an 18-yard touchdown pass from Colin Kaepernick in the fourth quarter, giving him three receiving touchdowns in 2012, tying a career high (3 - 2011). He finished the game with four receptions for 54 yards.
- Against Baltimore (2/3), led the team with three special teams tackles in Super Bowl XLVII.

**2011 (15/7, 1/1 - San Francisco):** Appeared in 15 games with seven starts and caught 19 passes for 198 yards with three touchdowns. Started the playoff contest and caught two passes for 36 yards, including a long reception of 29 yards.

- Against Seattle (9/11), led team with three special teams tackles.
- Against Dallas (9/18), hauled in a 29-yard touchdown pass to record his third career score and first since at Carolina (12/2/07).
- Against Tampa Bay (10/9), recorded his second touchdown of the season with a 26-yard touchdown catch on the 49ers opening drive, marking the first time in his career that he had multiple touchdowns in a season.
- At Detroit (10/16), caught a game-winning six-yard touchdown pass on fourth down with 1:51 left from Alex Smith for the 25-19 victory over the previously unbeaten Lions.
- Against N.Y. Giants (11/13), recovered the onside kick by David Akers in the second quarter. Tied his career high with six receptions for 69 yards.

**2010 (14/8 - San Francisco):** Saw action in 14 games with eight starts and tallied a career-best 29 receptions for 331 yards.

- Against Denver (10/31), registered a career-high 85 receiving yards on five receptions, including a 38-yard catch to the one-yard line to set up the 49ers first touchdown.
- Against St. Louis (11/14), hauled in four receptions for 80 yards, marking the first time in his career he registered 80 receiving yards in back-to-back games.

**2009 (16/8 - San Francisco):** Played in all 16 games with eight starts and caught 21 passes for 233 yards. Carried the ball three times for 34 yards. Ranked tied for third on the team with a career-high 20 special

teams tackles.

- Against Jacksonville (11/29), registered a season-high four receptions for 52 yards, including two catches for more than 20 yards.

**2008 (15/2 - San Francisco):** Played in 15 games with two starts and hauled in 10 catches for 155 yards and a touchdown.

- Against New England (10/5), started his first game of season and caught one pass for eight yards.
- Against Philadelphia (10/12), filled in at fullback when Zak Keasey (bicep) left the game in the second quarter.
- Against Seattle (10/26), hauled in a career-long 53-yard catch from J.T. O'Sullivan in the first quarter to set up the 49ers first score of game. Left the game in second quarter with an elbow injury and did not return.
- At Dallas (11/23), returned five kickoffs for 112 yards after kick returner Allen Rossum left game with an ankle injury.

**2007 (16/10 - San Francisco):** Saw action 16 games with 10 starts and posted 21 receptions for 174 yards and one touchdown. Also recovered two onside kicks on special teams.

- At Pittsburgh (9/23), made first start of season and caught three passes for 19 yards, while returning three kickoffs for 63 yds.
- At Carolina (12/2), recorded his first career touchdown on a 21-yard pass from Trent Dilfer.
- Against Minnesota (12/9), established then career-highs with six catches for 66 yards.

**2006 (7/1 - San Francisco):** Appeared in seven games as a rookie and registered two catches for 30 yards. Returned one kickoff for 25 yards. Injured shoulder early in training camp and missed first month of season.

- Against Oakland (10/8), played first career game and recorded his first NFL touch when he returned a kickoff 25 yds.
- At New Orleans (12/3), made first career start in a two-tight end set and saw extended playing time due to a knee injury suffered by Eric Johnson.

#### COLLEGE:

- Attended Central Missouri State, where he played 20 games and finished his college career tied with Anthony Simpson (1994-95) for eighth on school's career-record list with 113 receptions.
- Upon leaving UCM, his 1,347 receiving yards ranked 11th in school history, while his 965 yards on kickoff returns ranked seventh and 2,578 all-purpose yards ranked ninth.
- His two kickoff returns for touchdowns in 2004 tied a school season-record first set by Walter Rhome in 1971, and his three kickoff returns for scores tied CMSU's all-time record also held by Rhome (1969-72).
- Spent his first two seasons (2002-03) at Mt. San Antonio (Calif.) Community College and appeared in 19 games.
- Caught 199 total passes for 2,659 yds. and 23 touchdowns in 39 contests

during his collegiate career.

- Majored in video production, with a minor in criminal justice at Central Missouri State.

#### PERSONAL:

- Attended Pomona (Calif.) High School, where he was a first-team All-Region selection by *The Los Angeles Times*, adding all-division and All-San Gabriel Valley honors as a senior.
- Twice chosen Miramonte League Offensive Player of the Year and was selected as the 2001 Pomona Red Devil of the Year.
- Has a son, Delanie Jr., who lives with his mom.
- Follow Walker on Twitter at @Delaniewalker82 and on Instagram at DelanieWalker82.
- Born Delanie Walker on August 12, 1984 in Pomona, Calif.

## DELANIE WALKER'S GAME-BY-GAME

2006 San Francisco 49ers				RECEIVING					Lg	TD
Date	Opp.	W/L	P/S	No	Yds	Avg				
Sept 10	@ Ari	L	IA							
Sept 17	StL	W	IA							
Sept 24	Phi	L	IA							
Oct 1	@ KC	L	DNP							
Oct 8	Oak	W	p	0	0	0.0	0	0	0	
Oct 15	SD	L	p	0	0	0.0	0	0	0	
Oct 29	@ Chi	L	p	0	0	0.0	0	0	0	
Nov 5	Min	W	p	0	0	0.0	0	0	0	
Nov 12	@ Det	W	p	0	0	0.0	0	0	0	
Nov 19	Sea	W	IA							
Nov 26	@ StL	L	IA							
Dec 3	@ NO	L	S	0	0	0.0	0	0	0	
Dec 10	GB	L	p	2	30	15.0	29	0	0	
Dec 14	@ Sea	W	DNP							
Dec 24	Ari	L	IA							
Dec 31	@ Den	W	IA							
<b>Totals</b>		<b>7-9</b>	<b>7/1</b>	<b>2</b>	<b>30</b>	<b>15.0</b>	<b>29</b>	<b>0</b>		

2007 San Francisco 49ers				RECEIVING					Lg	TD
Date	Opp.	W/L	P/S	No	Yds	Avg				
Sept 10	Ari	W	p	0	0	0.0	0	0	0	
Sept 16	@ StL	W	p	0	0	0.0	0	0	0	
Sept 23	@ Pit	L	S	3	19	6.3	13	0	0	
Sept 30	Sea	L	S	1	7	7.0	7	0	0	
Oct 7	Bal	L	S	0	0	0.0	0	0	0	
Oct 21	@ NYG	L	S	1	4	4.0	4	0	0	
Oct 28	NO	L	S	1	0	0.0	0	0	0	
Nov 4	@ Atl	L	p	0	0	0.0	0	0	0	
Nov 12	@ Sea	L	p	1	2	2.0	2	0	0	
Nov 18	StL	L	S	0	0	0.0	0	0	0	
Nov 25	@ Ari	W	S	1	5	5.0	5	0	0	
Dec 2	@ Car	L	p	1	21	21.0	21	1	1	
Dec 9	Min	L	S	6	66	10.8	26	0	0	
Dec 15	Cin	W	S	2	13	6.5	7	0	0	
Dec 23	TB	W	p	2	23	11.5	14	0	0	
Dec 30	@ Cle	L	S	2	14	7.0	10	0	0	
<b>Totals</b>		<b>5-11</b>	<b>16/10</b>	<b>21</b>	<b>174</b>	<b>8.3</b>	<b>26</b>	<b>1</b>		

## DELANIE WALKER'S GAME-BY-GAME CONT.

### 2008 San Francisco 49ers

Date	Opp.	W/L	P/S	RECEIVING				
				No	Yds	Avg	Lg	TD
Sept 7	Ari	W	p	0	0	0.0	0	0
Sept 14	@ Sea	W	p	3	44	14.7	24t	1
Sept 21	Det	L	p	1	21	21.0	21	0
Sept 28	@ NO	L	p	1	8	8.0	8	0
Oct 5	NE	L	S	0	0	0.0	0	0
Oct 12	Phi	L	S	0	0	0.0	0	0
Oct 19	@ NYG	L	p	2	53	26.5	53	0
Oct 26	Sea	L	p	1	4	4.0	4	0
Nov 10	@ Ari	W	IA					
Nov 16	StL	L	p	0	0	0.0	0	0
Nov 24	@ Dal	W	p	0	0	0.0	0	0
Nov 31	@ Buf	W	p	1	15	15.0	15	0
Dec 7	NYJ	L	p	1	10	10.0	10	0
Dec 14	@ Mia	W	p	0	0	0.0	0	0
Dec 21	@ StL	W	p	0	0	0.0	0	0
Dec 28	Was	W	p	0	0	0.0	0	0
<b>Totals</b>		<b>8-8</b>	<b>15/2</b>	<b>10</b>	<b>155</b>	<b>15.5</b>	<b>53</b>	<b>1</b>

### 2009 San Francisco 49ers

Date	Opp.	W/L	P/S	RECEIVING				
				No	Yds	Avg	Lg	TD
Sept 13	@ Ari	W	p	1	17	0.0	0	0
Sept 20	Sea	W	p	0	0	0.0	0	0
Sept 27	@ Min	L	p	0	0	0.0	0	0
Oct 4	StL	W	S	1	10	10.0	10	0
Oct 11	Atl	L	S	1	39	39.0	39	0
Oct 25	@ Hou	L	p	1	2	2.0	2	0
Nov 1	@ Ind	L	S	0	0	0.0	0	0
Nov 8	Ten	L	S	1	13	13.0	13	0
Nov 12	Chi	W	p	0	0	0.0	0	0
Nov 22	@ GB	L	p	0	0	0.0	0	0
Nov 29	Jax	W	S	4	52	0.0	22	0
Dec 6	@ Sea	L	S	3	28	9.3	18	0
Dec 14	Ari	W	S	1	2	2.0	2	0
Dec 20	@ Phi	L	S	3	28	9.3	13	0
Dec 27	Det	W	p	3	36	12.0	22	0
Jan 3	@ StL	W	p	2	6	3.0	5	0
<b>Totals</b>		<b>8-8</b>	<b>16/8</b>	<b>21</b>	<b>233</b>	<b>11.1</b>	<b>39</b>	<b>0</b>

### 2010 San Francisco 49ers

Date	Opp.	W/L	P/S	RECEIVING				
				No	Yds	Avg	Lg	TD
Sept 12	@ Sea	L	S	3	27	9.0	14	0
Sept 20	NO	L	p	2	26	13.0	22	0
Sept 26	@ KC	L	p	1	6	6.0	6	0
Oct 3	@ Atl	L	p	1	6	6.0	6	0
Oct 10	Phi	L	IA					
Oct 17	Oak	W	IA					
Oct 24	@ Car	L	p	0	0	0.0	0	0
Oct 31	Den	W	S	5	85	17.0	38	0
Nov 14	StL	W	S	4	80	20.0	36	0
Nov 21	TB	L	p	3	27	9.0	14	0
Nov 29	@ Ari	W	S	0	0	0.0	0	0
Dec 5	@ GB	L	S	2	19	9.5	15	0
Dec 12	Sea	W	S	1	7	7.0	7	0
Dec 16	@ SD	L	p	3	14	4.7	6	0
Dec 26	@ StL	L	S	3	17	5.7	7	0
Jan 2	Ari	W	S	1	17	17.0	17	0
<b>Totals</b>		<b>6-10</b>	<b>14/8</b>	<b>29</b>	<b>331</b>	<b>11.4</b>	<b>38</b>	<b>0</b>

### 2011 San Francisco 49ers

Date	Opp.	W/L	P/S	RECEIVING					
				No	Yds	Avg	Lg	TD	
Sept 11	Sea	W	S	1	-1	-1.0	-1	0	
Sept 18	Dal	L	p	2	38	19.0	29t	1	
Sept 25	@ Cin	W	p	1	9	9.0	9	0	
Oct 2	@ Phi	W	p	3	20	6.7	11	0	
Oct 9	TB	W	S	2	37	18.5	26t	1	
Oct 16	@ Det	W	p	2	11	5.5	6t	1	
Oct 30	Cle	W	p	0	0	0.0	0	0	
Nov 6	@ Was	W	S	2	15	7.5	10	0	
Nov 13	NYG	W	S	6	69	11.5	19	0	
Nov 20	Ari	W	p	0	0	0.0	0	0	
Nov 24	@ Bal	L	S	0	0	0.0	0	0	
Dec 4	StL	W	p	0	0	0.0	0	0	
Dec 11	@ Ari	L	p	0	0	0.0	0	0	
Dec 19	Pit	W	S	0	0	0.0	0	0	
Dex 24	@ Sea	W	S	0	0	0.0	0	0	
Jan 1	@ StL	W	IA						
<b>Totals</b>				<b>15/7</b>	<b>19</b>	<b>198</b>	<b>10.4</b>	<b>29t</b>	<b>3</b>
<b>Playoffs</b>									
Jan 14	NO	W	IA						
Jan 22	NYG	L	S	2	36	18.0	29	0	
<b>Totals</b>				<b>1/1</b>	<b>2</b>	<b>36</b>	<b>18.0</b>	<b>29</b>	<b>0</b>

### 2012 San Francisco 49ers

Date	Opp.	W/L	P/S	RECEIVING					
				No	Yds	Avg	Lg	TD	
Sept 9	@ GB	W	p	0	0	0.0	0	0	
Sept 16	Det	W	p	1	7	7.0	7	0	
Sept 23	@ Min	L	p	1	1	1.0	1	0	
Sept 30	@ NYJ	W	S	2	31	15.5	25	0	
Oct 7	Buf	W	p	0	0	0.0	0	0	
Oct 14	NYG	L	p	0	0	0.0	0	0	
Oct 18	Sea	W	S	1	12	12.0	12	1	
Oct 29	@ Ari	W	p	2	38	19.0	23	0	
Nov 11	StL	T	p	0	0	0.0	0	0	
Nov 19	Chi	W	p	1	9	9.0	9	0	
Nov 25	@ NO	W	p	3	81	27.0	45	0	
Dec 2	@ StL	L	p	1	7	7.0	7	0	
Dec 9	Mia	W	S	1	20	20.0	20	0	
Dec 16	@ NE	W	p	2	34	17.0	34t	1	
Dec 23	@ Sea	L	p	4	54	13.5	23	1	
Dec 30	Ari	W	S	2	50	25.0	27	0	
<b>Totals</b>		<b>11-4-1</b>	<b>16/4</b>	<b>21</b>	<b>344</b>	<b>16.4</b>	<b>45</b>	<b>3</b>	
<b>Playoffs</b>									
Jan 12	GB	W	p	1	17	17.0	17	0	
Jan 20	@ Atl	W	p	1	20	20.0	20	0	
Feb 3	Bal	L	S	3	48	16.0	28	0	
<b>Totals</b>		<b>2-1</b>	<b>3/1</b>	<b>5</b>	<b>85</b>	<b>17.0</b>	<b>28</b>	<b>0</b>	

**DELANIE WALKER'S NFL STATISTICS****REGULAR SEASON**

Year	Team	REGULAR SEASON		RECEIVING					RUSHING				
		GP	GS	No	Yds	Avg	Lg	TD	Att	Yds	Avg	Lg	TD
2006	San Francisco	7	1	2	30	15.0	29	0	0	0	-	0	0
2007	San Francisco	16	10	21	174	8.3	26	1	0	0	-	0	0
2008	San Francisco	15	2	10	155	15.5	53	1	2	-13	-6.5	-3	0
2009	San Francisco	16	8	21	233	11.1	39	0	3	34	11.3	16	0
2010	San Francisco	14	8	29	331	11.4	38	0	3	18	6.0	10	0
2011	San Francisco	15	7	19	198	10.4	29t	3	3	5	1.7	14	0
2012	San Francisco	16	4	21	344	16.4	45	3	0	0	-	0	0
<b>NFL Totals</b>		<b>99</b>	<b>40</b>	<b>123</b>	<b>1,465</b>	<b>11.9</b>	<b>53</b>	<b>8</b>	<b>11</b>	<b>44</b>	<b>4.0</b>	<b>16</b>	<b>0</b>

**REGULAR SEASON**

Year	Team	KICKOFF RETURNS					PUNT RETURNS					
		No	Yds	Avg	Lg	TD	No	FC	Yds	Avg	Lg	TD
2006	San Francisco	1	25	25.0	25	0	0	0	0.0	0	0	0
2007	San Francisco	3	63	21.0	30	0	0	0	0.0	0	0	0
2008	San Francisco	13	257	19.8	35	0	0	0	0.0	0	0	0
2009	San Francisco	5	85	17.0	25	0	0	0	0.0	0	0	0
2010	San Francisco	5	70	14.0	20	0	0	0	0.0	0	0	0
2012	San Francisco	4	28	7.0	18	0	0	0	0.0	0	0	0
<b>NFL Totals</b>		<b>31</b>	<b>528</b>	<b>17.0</b>	<b>35</b>	<b>0</b>	<b>0</b>	<b>0</b>	<b>0.0</b>	<b>0</b>	<b>0</b>	<b>0</b>

**POSTSEASON**

Year	Team	POSTSEASON		RECEIVING					RUSHING				
		GP	GS	No	Yds	Avg	Lg	TD	Att	Yds	Avg	Lg	TD
2011	San Francisco	1	1	2	36	18.0	29	0	0	0	-	0	0
2012	San Francisco	3	1	5	85	17.0	28	0	0	0	-	0	0
<b>NFL Totals</b>		<b>4</b>	<b>2</b>	<b>7</b>	<b>121</b>	<b>17.3</b>	<b>29</b>	<b>0</b>	<b>0</b>	<b>0</b>	<b>-</b>	<b>0</b>	<b>0</b>

**Single-Game Highs**

Receptions - 6 (Twice, last vs. N.Y. Giants 11/13/11)  
 Receiving Yards - 85 vs. Denver (10/31/10)  
 Long Reception - 53 vs. Seattle (10/26/08)  
 Touchdowns - 1 (Seven times, last at New England 12/16/12)  
 Kickoff Returns - 5 at Dallas (11/23/08)  
 Kickoff Return Yards - 112 at Dallas (11/23/08)  
 Long Kickoff Return - 35 at Dallas (11/23/08)

**Playoff Single-Game Highs**

Receptions - 3 vs. San Francisco (2/3/13)  
 Receiving Yards - 48 vs. San Francisco (2/3/13)  
 Long Reception - 29 vs. N.Y. Giants (1/22/12)

**Additional Statistics**

Special Teams Tackles - 2 (2007), 15 (2008), 20 (2009), 13 (2010), 8 (2011), 3 (2012)  
 Onside Kick Recoveries - 2 (2007), 1 (2011), 1 (2012)

16



## ROBERTO WALLACE

WIDE RECEIVER • 6'4" • 225 lbs • COLLEGE: SAN DIEGO STATE  
 ACQUIRED: FREE AGENT - 2013 • NFL EXP. (NFL/TITANS): 3/1  
 HOMETOWN: PANAMA CITY, PANAMA  
 GAMES PLAYED/GAMES STARTED: 14/0 (PLAYOFFS: 0/0)



**PRO:** Roberto Wallace was signed by the Titans early in the 2013 offseason to add competition to the wide receivers group. Prior to his arrival in Tennessee, Wallace spent two years with the Miami Dolphins and appeared in 14 total games. He was originally signed by the Dolphins in 2010 as a rookie free agent out of San Diego State.

### TITANS TIDBITS:

- The son of a military father, Wallace grew up playing soccer in Panama and did not start playing football until his junior year at Oceanside (Calif.) High School.

### CAREER TRANSACTIONS:

- The Panama City, Panama, native was signed by the Miami Dolphins as an undrafted free agent on April 29, 2010.
- Waived by the Dolphins on Aug. 31, 2012.
- Signed by the Titans as a free agent on Jan. 14, 2013.

### SEASON RECAPS:

**2012 (0/0):** Out of football after being released by the Dolphins in final roster cuts.

**2011 (2/0 - Miami):** Played in two games (9/12 against New England and 10/17 at N.Y. Jets) and was inactive for three games before being placed on injured reserve on Oct. 19 with a quad injury.

**2010 (12/0 - Miami):** Played in 12 games and was inactive four times as a rookie. Finished with six catches for 62 yards. Ranked fourth on the Dolphins with eight special teams tackles. Was on inactive list for first two games of season.

- Against the N.Y. Jets (9/26), made his Dolphins and NFL debut in a reserve role and recorded two special teams tackles.
- Against New England (10/4), registered his first NFL catch, a 12-yard reception from Chad Henne.
- At Oakland (11/28), caught a 19-yard pass.
- At New England (1/2), registered the first multi-catch game of his career when he hauled in two receptions for 16 yards.

### COLLEGE:

- Finished collegiate career at San Diego State with 73 receptions, 940 receiving yards and four receiving touchdowns in 31 games.
- As a senior (2009), played in 11 games and caught 36 passes for 463 yards and three touchdowns.
- As a junior (2008), played in 11 games with nine starts and was named team's most improved offensive player. Ranked third on the team with 405 receiving yards.
- As a sophomore (2007), saw action in nine games with one start and finished the season with six catches for 72 yards.
- Missed the 2005 and 2006 seasons due to injury.
- Graduated with a degree in social science.

### PERSONAL:

- Attended Oceanside (Calif.) High School, where he started playing football as a junior. Was an all-region selection by PrepStar and SuperPrep. Named all-league and all-CIF selection after catching 46 passes for 867 yards and six touchdowns for the CIF Champion team. Averaged 18.8 yards per reception as a senior.
- Also lettered in soccer and tennis.
- As a member of the Dolphins, spoke at the Broward County Juvenile Detention Center; participated in the Miami Dolphins Foundation Fishing and Golf Tournaments, the Touchdown for Life Blood Drive and the Sun Life Rising Star grant giveaway; and was part of the Dolphins All-Community team in which players purchase game tickets for local charities.
- Born Roberto Wallace on May 10, 1986 in Panama City, Panama.

## ROBERTO WALLACE'S NFL STATISTICS

REGULAR SEASON		RECEIVING								RUSHING				
Year	Team	GP	GS	No	Yds	Avg	Lg	TD	Att	Yds	Avg	Lg	TD	
2010	Miami	12	0	6	62	10.3	19	0	0	0	-	-	0	
2011	Miami	2	0	0	0	-	-	0	0	0	-	-	0	
<b>NFL Totals</b>		<b>14</b>	<b>0</b>	<b>6</b>	<b>62</b>	<b>10.3</b>	<b>19</b>	<b>0</b>	<b>0</b>	<b>0</b>	<b>-</b>	<b>-</b>	<b>0</b>	

### Single-Game Highs

Receptions - 2 at New England (1/2/11)  
 Receiving Yards - 19 at Oakland (11/28/10)  
 Long Reception - 19 at Oakland (11/28/10)

### Additional Statistics

Special Teams Tackles - 8 (2010)



87



## KEVIN WALTER

WIDE RECEIVER • 6'3" • 216 lbs • COLLEGE: EASTERN MICHIGAN  
 ACQUIRED: FREE AGENT - 2013 • NFL EXP. (NFL/TITANS): 11/1  
 HOMETOWN: VERNON HILLS, ILL.  
 GAMES PLAYED/GAMES STARTED: 152/93 (PLAYOFFS: 5/4)



**PRO:** Kevin Walter was signed by the Titans during the 2013 offseason to bolster the wide receiving corps and help provide leadership to a youthful unit. The 6-foot-3-inch, 218-pounder, who is in his 11th NFL season, has proven to be a reliable target during his career. Entering the 2013 season, the Eastern Michigan product had played in 152 career games with 93 starts and notched 356 catches for 4,379 yards and 25 touchdowns. Prior to arriving in Tennessee, Walter spent seven seasons with the Houston Texans (2006-2012) and three campaigns with the Cincinnati Bengals (2003-2005).

### CAREER HIGHLIGHTS:

- In 2010, Walter got the starting nod in all 16 games and hauled in 51 passes for 621 yards and five touchdowns.
- In 2008, Walter started in all 16 games for the first time in his career and finished the campaign with 60 receptions for a career-high 899 yards and eight touchdowns.
- In 2007, Walter played in all 16 games and caught a career-high 65 passes for 800 yards and five touchdowns.
- Upon leaving the Texans organization, ranked third on the team's all-time list in receiving yards (4,083) and receptions (326).

### TITANS TIDBITS:

- Walter has done a lot of work in the community during his NFL career. He works with the Sunshine Kids and has been involved with the Texas Children's Hospital.
- Walter is an avid golfer. Some of the exclusive courses he has played include Pine Valley in Clementon, N.J. and Cypress Point in Pebble Beach, Calif.

### CAREER TRANSACTIONS:

- The Vernon Hills, Ill., native was originally selected by the N.Y. Giants in the seventh round (255th pick overall) of 2003 NFL Draft.
- Released by the Giants on Aug. 25, 2003 and claimed off waivers by the Cincinnati Bengals on Aug. 26, 2003.
- Waived by Bengals on Aug. 31, 2003 and signed by the team to their practice squad on Sept. 1, 2003.
- Signed from the Bengals' practice squad to the 53-man roster on Oct. 16, 2003.
- Signed by the Houston Texans as a free agent on March 18, 2006.
- Released by the Texans on March 12, 2013.
- Signed by the Titans as a free agent on April 4, 2013.

### SEASON RECAPS:

**2012 (16/14, 2/2 – Houston):** Appeared in all 16 games with 14 starts and posted 41 receptions for 518 yards with two touchdowns. Started both postseason games and registered six receptions for 41 yards.

- At Denver (9/23), led the team with 73 yards receiving including a 52-yard touchdown catch in the second quarter.
- Against Baltimore (10/21), had four receptions for a season-high 74 yards including a 25-yard touchdown in the first quarter.
- Against Jacksonville (11/18), caught a season-high six passes for 54 yards.
- At Indianapolis (12/30), had three receptions for 51 yards.
- Against Cincinnati (1/5), started and caught four passes for 26 yards in AFC Wild Card Playoff.

**2011 (15/14, 2/2 – Houston):** Started 14 of 15 games he played in and registered 39 receptions for 474 yards and three touchdowns. Was inactive for one game. Started both playoff contests and caught three passes for

36 yards.

- At New Orleans (9/25), caught three passes for 35 yards, including a 20-yard touchdown reception.
- Against Oakland (10/9), tallied five receptions for a season-high 81 yards and a touchdown.
- Against Jacksonville (10/30), led all Texans receivers with five receptions for 70 yards.
- At Cincinnati (12/11), caught six passes for 76 yards including the game-winning touchdown pass from T.J. Yates with two seconds remaining to clinch the AFC South title.
- At Indianapolis (12/22), led the team with 47 yards receiving on three receptions at Indianapolis.

**2010 (16/16 – Houston):** Started all 16 games, catching 51 passes for 621 yards and five touchdowns.

- Against Indianapolis (9/12), had two receptions for 29 yards and a touchdown in the season opener.
- At Washington (9/19), caught 11 passes for 144 yards and a touchdown.
- Against Dallas (9/26), caught a touchdown pass for the third consecutive game and totaled 34 yards on four receptions.
- At Jacksonville (11/14), caught six passes for 90 yards and a touchdown.
- At Tennessee (12/19), led the Texans receivers with seven receptions and 79 yards and a touchdown.

**2009 (14/14 – Houston):** Started the final 14 games of the season, catching 53 passes for 611 yards and two touchdowns.

- Against Jacksonville (9/27), made his first start of the season and led the team in receiving with 96 yards on seven receptions, along with one rush for 11 yards, and scored his first touchdown of the season on a nine-yard reception in the second quarter.
- At Indianapolis (11/8), made five receptions for 67 yards.
- Against Tennessee (11/23), played in his 100th career game and caught four passes for 27 yards.
- Against Indianapolis (11/29), tied for the team lead with seven catches for a game-high 73 yards.
- At St. Louis (12/20), caught four passes for 42 yards and a touchdown.

**2008 (16/16 – Houston):** Started in all 16 games for the first time in his career and finished the season with 60 receptions for a career-high 899 yards and eight touchdowns. His eight scoring catches tied the team record and tied for third-most in the AFC. Teamed with Andre Johnson to become the most productive receiving tandem in the NFL with a combined 2,474 yards.

- At Pittsburgh (9/7), caught three passes for 41 yards, including a touchdown pass from Matt Schaub in the fourth quarter.
- At Jacksonville (9/28), finished with eight catches for 76 yards along with a career-high two touchdowns.
- Against Cincinnati (10/26), caught five passes for 70 yards and two touchdowns.
- Against Baltimore (11/9), caught four passes for 85 yards, including a 60-yard touchdown.
- At Indianapolis (11/16), caught three passes for 79 yards, including a career-long 61-yard catch in the first quarter.
- At Cleveland (11/23), caught his seventh touchdown pass of the season and the 13th of his career.
- At Green Bay (12/7), caught six passes for 146 yards and one touchdown. His 58-yard touchdown catch in the first quarter was his eighth of the season, tying the franchise single-season record set by Andre Johnson in 2007 and putting him over 2,000 yards in his career.

**2007 (16/15 – Houston):** Started 15 of 16 games at wide receiver and caught a career-high 65 passes for 800 yards and five touchdowns. Was the only Texans receiver to start more than 10 games.

- At Carolina (9/16), started at wide receiver. Recovered a fumbled kickoff in the end zone for his first Texans touchdown.
- At Jacksonville (10/14), posted single-game career-highs with 12 receptions and 160 yards, which tied the then-Texans record for receptions in a game.
- Against Tennessee (10/21), started at wide receiver and made six receptions for 97 yards, his second-highest receiving total of the season, and his first receiving touchdown as a Texan.
- At Cleveland (11/25), made six receptions for 65 yards and a touchdown.

**2006 (16/2 – Houston):** Played in all 16 games, starting two, in his first season as a Texan. Caught 17 passes for 160 yards with a long reception of 15 yards. Saw significant action on special teams and notched eight tackles on coverage units.

- Against Miami (10/1), made his first start of the season at wide receiver and caught a season-high three passes for 25 yards, with a long gain of 10 yards.
- At N.Y. Jets (11/26), caught two passes for 22 yards, including a 13-yard reception on the Texans touchdown drive in the fourth quarter.

**2005 (16/2, 1/0 – Cincinnati):** Played in all 16 games for the second consecutive year and made 19 receptions for 211 receiving yards and one touchdown. Contributed 17 special teams tackles.

- At Cleveland (9/11), caught four passes for 47 yards and touchdown.
- At Tennessee (10/16), had a season-high 65 receiving yards on four catches.
- Against Pittsburgh (1/8), caught five passes for 73 yards in AFC Wild Card Playoff.

**2004 (16/0 – Cincinnati):** Saw action in all 16 games for the first time in his career and caught eight balls for 67 yards. Finished fifth on the team with 14 special teams tackles.

- At Washington (11/14), caught two passes for 23 yards, including a long of 18 yards in his first two-catch game of his career.

**2003 (11/0 – Cincinnati):** Played in 11 games with as a reserve wide receiver and caught three passes for 18 yards. Collected three special teams tackles on coverage units. Spent the first five games on the Bengals' practice squad. Joined the Bengals after being released by the New York

Giants at the end of training camp.

- Against Baltimore (10/19), made NFL debut and had one special teams tackle.
- At San Diego (11/23), collected his first career reception of nine yards.

#### COLLEGE:

- Attended Eastern Michigan and left the Eagles program with school records for receptions with 211, receiving yards with 2,838 and touchdown catches with 20.
- Made at least one catch in each of his last 34 games.
- Earned first-team All-MAC honors as a senior with 93 receptions for 1,368 receiving yards, which were both school single-season records.
- Majored in communications with a minor in marketing at Eastern Michigan.

#### PERSONAL:

- Married to Caroline. The couple have a daughter, Sienna, and a son, Vince, and split time between Nashville and Houston, Texas.
- Attended Libertyville (Ill.) High School, where he lettered three times in football and was named first-team all-state as a senior as a wide receiver after catching 48 passes for 801 yards and 6 touchdowns. He helped the team to a 10-1 record and a berth in the second round of the state tournament. Also was selected first-team all-area, all-conference and All-Lake County.
- Caught 17 passes for 201 yards and two touchdowns as a junior.
- List of favorites: (movies) "Braveheart" "Gladiator" "Happy Gilmore" and "American Pie"; (TV show) Duck Dynasty; (music artist) everything from Afrojack to Darius Rucker; (restaurant) Angelos (Little Italy, NYC); (hobby) golf and lifting weights; (food) pizza; and (sports team as a child) Chicago Bears from 1985.
- Born Kevin Patrick Walter on Aug. 4, 1981 in Vernon Hills, Ill.

## KEVIN WALTER'S GAME-BY-GAME

2003 Cincinnati Bengals				RECEIVING				
Date	Opp.	W/L	P/S	No	Yds	Avg	Lg	TD
Sept 7	Den	L			Practice Squad			
Sept 14	@ Oak	L			Practice Squad			
Sept 21	Pit	L			Practice Squad			
Sept 28	@ Cle	W			Practice Squad			
Oct 5	@ Buf	L			Practice Squad			
Oct 19	Bal	W	p	0	0	-	-	0
Oct 26	Sea	W	p	0	0	-	-	0
Nov 2	@ Ari	L	p	0	0	-	-	0
Nov 9	Hou	W	p	0	0	-	-	0
Nov 16	KC	W	p	0	0	-	-	0
Nov 23	@ SD	W	p	1	9	9.0	9	0
Nov 30	@ Pit	W	p	1	5	5.0	5	0
Dec 7	@ Bal	L	p	0	0	-	-	0
Dec 14	SF	W	p	0	0	-	-	0
Dec 21	@ StL	L	p	1	4	4.0	4	0
Dec 28	Cle	L	p	0	0	-	-	0
<b>Totals</b>	<b>8-8</b>	<b>11/0</b>		<b>3</b>	<b>18</b>	<b>6.0</b>	<b>9</b>	<b>0</b>

2004 Cincinnati Bengals				RECEIVING				
Date	Opp.	W/L	P/S	No	Yds	Avg	Lg	TD
Sept 12	@ NYJ	L	p	0	0	-	-	0
Sept 19	Mia	W	p	0	0	-	-	0
Sept 26	Bal	L	p	0	0	-	-	0
Oct 3	@ Pit	L	p	0	0	-	-	0
Oct 17	@ Cle	L	p	0	0	-	-	0
Oct 25	Den	W	p	0	0	-	-	0
Oct 31	@ Ten	L	p	0	0	-	-	0
Nov 7	Dal	W	p	1	7	7.0	7	0
Nov 14	@ Was	W	p	2	23	11.5	18	0
Nov 21	Pit	L	p	1	4	4.0	4	0
Nov 28	Cle	W	p	2	12	6.0	6	0
Dec 5	@ Bal	W	p	0	0	-	-	0
Dec 12	@ NE	L	p	1	11	11.0	11	0
Dec 19	Buf	L	p	0	0	-	-	0
Dec 26	NYG	W	p	1	10	10.0	10	0
Jan 2	@ Phi	W	p	0	0	-	-	0
<b>Totals</b>	<b>8-8</b>	<b>16/0</b>		<b>8</b>	<b>67</b>	<b>8.4</b>	<b>18</b>	<b>0</b>

2005 Cincinnati Bengals				RECEIVING				
Date	Opp.	W/L	P/S	No	Yds	Avg	Lg	TD
Sept 11	@ Cle	W	p	4	47	11.8	20t	1
Sept 18	Min	W	p	1	6	6.0	6	0
Sept 25	@ Chi	W	S	0	0	-	-	0
Oct 2	Hou	W	p	0	0	-	-	0
Oct 9	@ Jax	L	p	3	17	5.7	8	0
Oct 16	@ Ten	W	S	4	65	16.3	21	0
Oct 23	Pit	L	p	0	0	-	-	0
Oct 30	GB	W	p	1	12	12.0	12	0
Nov 6	@ Bal	W	p	1	33	33.0	33	0
Nov 20	Ind	L	p	0	0	-	-	0
Nov 27	Bal	W	p	1	-2	-2.0	-2	0
Dec 4	@ Pit	W	p	0	0	-	-	0
Dec 11	Cle	W	p	0	0	-	-	0
Dec 18	@ Det	W	p	1	12	12.0	12	0
Dec 24	Buf	L	p	3	21	7.0	9	0
Jan 1	@ KC	L	p	0	0	-	-	0
<b>Totals</b>	<b>11-5</b>	<b>16/2</b>		<b>19</b>	<b>211</b>	<b>11.1</b>	<b>33</b>	<b>1</b>

2006 Houston Texans				RECEIVING				
Date	Opp.	W/L	P/S	No	Yds	Avg	Lg	TD
Sept 10	Phi	L	p	1	8	8.0	8	0
Sept 17	@ Ind	L	p	1	4	4.0	4	0
Sept 24	Was	L	p	0	0	-	-	0
Oct 1	Mia	W	S	3	25	8.3	10	0
Oct 15	@ Dal	L	p	1	15	15.0	15	0
Oct 22	Jax	W	p	2	28	14.0	15	0
Oct 29	@ Ten	L	p	0	0	-	-	0
Nov 5	@ NYG	L	p	1	11	11.0	11	0

Nov 12	@ Jax	W	S	2	16	8.0	11	0
Nov 19	Buf	L	p	1	4	4.0	4	0
Nov 26	@ NYJ	L	p	2	22	11.0	13	0
Dec 3	@ Oak	W	p	0	0	-	-	0
Dec 10	Ten	L	p	0	0	-	-	0
Dec 17	@ NE	L	p	1	6	6.0	6	0
Dec 24	Ind	W	p	2	21	10.5	11	0
Dec 31	Cle	W	p	0	0	-	-	0
<b>Totals</b>	<b>6-10</b>	<b>16/2</b>		<b>17</b>	<b>160</b>	<b>9.4</b>	<b>15</b>	<b>0</b>

2007 Houston Texans				RECEIVING				
Date	Opp.	W/L	P/S	No	Yds	Avg	Lg	TD
Sept 9	KC	W	S	1	10	10.0	10	0
Sept 16	@ Car	W	S	1	7	7.0	7	0
Sept 23	Ind	L	S	2	17	8.5	10	0
Sept 30	@ Atl	L	S	6	77	12.8	35	0
Oct 7	Mia	W	S	5	67	13.4	21	0
Oct 14	@ Jax	L	S	12	160	13.3	46	0
Oct 21	Ten	L	S	6	97	16.2	40	1
Oct 28	@ SD	L	S	7	77	11.0	15	0
Nov 4	@ Oak	W	S	3	33	11.0	12	0
Nov 18	NO	W	S	3	31	10.3	13	0
Nov 25	@ Cle	L	S	6	65	10.8	17t	1
Dec 2	@ Ten	L	p	1	11	11.0	11	0
Dec 9	TB	W	S	5	47	9.4	14	1
Dec 13	Den	W	S	3	32	10.7	25	0
Dec 23	@ Ind	L	S	4	69	17.3	28	1
Dec 30	Jax	W	S	0	0	-	-	0
<b>Totals</b>	<b>8-8</b>	<b>16/15</b>		<b>65</b>	<b>800</b>	<b>12.3</b>	<b>46</b>	<b>4</b>

2008 Houston Texans				RECEIVING				
Date	Opp.	W/L	P/S	No	Yds	Avg	Lg	TD
Sept 7	@ Pit	L	S	3	41	13.7	16	1
Sept 21	@ Ten	L	S	4	15	3.8	7	0
Sept 28	@ Jax	L	S	8	76	9.5	21	2
Oct 5	Ind	L	S	2	36	18.0	27	0
Oct 12	Mia	W	S	4	98	24.5	30	0
Oct 19	Det	W	S	3	27	9.0	15	0
Oct 26	Cin	W	S	5	70	14.0	39t	2
Nov 2	@ Min	L	S	4	47	11.8	28	0
Nov 9	Bal	L	S	4	85	21.3	60t	1
Nov 16	@ Ind	L	S	3	79	26.3	61	0
Nov 23	@ Cle	W	S	7	93	13.3	22	1
Dec 1	Jax	W	S	2	38	19.0	30	0
Dec 7	@ GB	W	S	6	146	24.3	58t	1
Dec 14	Ten	W	S	2	8	4.0	5	0
Dec 21	@ Oak	L	S	2	17	8.5	14	0
Dec 28	Chi	W	S	1	23	23.0	23	0
<b>Totals</b>	<b>8-8</b>	<b>16/16</b>		<b>60</b>	<b>899</b>	<b>15.0</b>	<b>61</b>	<b>8</b>

2009 Houston Texans				RECEIVING				
Date	Opp.	W/L	P/S	No	Yds	Avg	Lg	TD
Sept 13	NYJ	L	DNP					
Sept 20	@ Ten	W	DNP					
Sept 27	Jax	L	S	7	96	13.7	24	1
Oct 4	Oak	W	S	1	41	41.0	41	0
Oct 11	@ Ari	L	S	4	37	9.3	13	0
Oct 18	@ Cin	W	S	3	29	9.7	13	0
Oct 25	SF	W	S	3	29	9.7	14	0
Nov 1	@ Buf	W	S	4	29	7.3	10	0
Nov 8	@ Ind	L	S	5	67	13.4	19	0
Nov 23	Ten	L	S	4	46	11.5	27	0
Nov 29	Ind	L	S	7	73	10.4	22	0
Dec 6	@ Jax	L	S	4	54	13.5	21	0
Dec 13	Sea	W	S	2	17	8.5	9	0
Dec 20	@ StL	W	S	4	42	10.5	21	1
Dec 27	@ Mia	W	S	3	21	7.0	8	0
Jan 3	NE	W	S	2	30	15.0	17	0
<b>Totals</b>	<b>9-7</b>	<b>14/14</b>		<b>53</b>	<b>611</b>	<b>11.5</b>	<b>41</b>	<b>2</b>

## KEVIN WALTER'S GAME-BY-GAME CONT.

2010 Houston Texans					RECEIVING					2012 Houston Texans					RECEIVING				
Date	Opp.	W/L	P/S	No	Yds	Avg	Lg	TD	Date	Opp.	W/L	P/S	No	Yds	Avg	Lg	TD		
Sept 12	Ind	W	S	2	29	14.5	22t	1	Sept 9	Mia	W	S	2	16	8.0	10	0		
Sept 19	@ Was	W	S	11	144	13.1	35	1	Sept 16	@ Jax	W	S	3	34	11.3	15	0		
Sept 26	Dal	L	S	3	34	11.3	22	1	Sept 23	@ Den	W	p	3	73	24.3	52t	1		
Oct 3	@ Oak	W	S	4	35	8.8	13	0	Sept 30	Ten	W	S	1	8	8.0	8	0		
Oct 10	NYG	L	S	2	24	12.0	14	0	Oct 8	@ NYJ	W	S	4	46	11.5	18	0		
Oct 17	KC	W	S	0	0	-	-	0	Oct 14	GB	L	p	2	28	14.0	16	0		
Nov 1	@ Ind	L	S	0	0	-	-	0	Oct 21	Bal	W	S	4	74	18.5	34	1		
Nov 7	SD	L	S	0	0	-	-	0	Nov 4	Buf	W	S	2	28	14.0	18	0		
Nov 14	@ Jax	L	S	6	90	15.0	25	1	Nov 11	@ Chi	W	S	2	30	15.0	23	0		
Nov 21	@ NYJ	L	S	2	16	8.0	13	0	Nov 18	Jax	W	S	6	54	9.0	13	0		
Nov 28	Ten	W	S	1	12	12.0	12	0	Nov 22	@ Det	W	S	2	20	10.0	15	0		
Dec 2	@ Phi	L	S	4	33	8.3	14	0	Dec 2	@ Ten	W	S	4	33	8.3	18	0		
Dec 13	Bal	L	S	5	57	11.4	18	0	Dec 10	@ NE	L	S	0	0	-	-	0		
Dec 19	@ Ten	L	S	7	79	11.3	18	1	Dec 16	Ind	W	S	2	11	5.5	7	0		
Dec 26	@ Den	L	S	1	14	14.0	14	0	Dec 23	Min	L	S	1	12	12.0	12	0		
Jan 2	Jax	W	S	3	54	18.0	23	0	Dec 30	@ Ind	L	S	3	51	17.0	22	0		
<b>Totals</b>		<b>6-10</b>	<b>16/16</b>	<b>51</b>	<b>621</b>	<b>12.2</b>	<b>35</b>	<b>5</b>	<b>Totals</b>		<b>12-4</b>	<b>16/14</b>	<b>41</b>	<b>518</b>	<b>12.6</b>	<b>52t</b>	<b>2</b>		

2011 Houston Texans					RECEIVING				
Date	Opp.	W/L	P/S	No	Yds	Avg	Lg	TD	
Sept 11	Ind	W	S	1	14	14.0	14	0	
Sept 18	@ Mia	W	INJ						
Sept 25	@ NO	L	S	3	35	11.7	20t	1	
Oct 2	Pit	W	p	0	0	-	-	0	
Oct 9	Oak	L	S	5	81	16.2	41	1	
Oct 16	@ Bal	L	S	6	52	8.7	20	0	
Oct 23	@ Ten	W	S	3	35	11.7	20	0	
Oct 30	Jax	W	S	5	70	14.0	25	0	
Nov 6	Cle	W	S	1	5	5.0	5	0	
Nov 13	@ TB	W	S	1	6	6.0	6	0	
Nov 27	@ Jax	W	S	2	15	7.5	8	0	
Dec 4	Atl	W	S	1	12	12.0	12	0	
Dec 11	@ Cin	W	S	6	76	12.7	19	1	
Dec 18	Car	L	S	2	26	13.0	19	0	
Dec 22	@ Ind	L	S	3	47	15.7	29	0	
Jan 1	Ten	L	S	0	0	-	-	0	
<b>Totals</b>		<b>10-6</b>	<b>15/14</b>	<b>39</b>	<b>474</b>	<b>12.2</b>	<b>41</b>	<b>3</b>	

**KEVIN WALTER'S NFL STATISTICS**

Year	Team	GP	GS	RECEIVING					RUSHING				
				No	Yds	Avg	Lg	TD	Att	Yds	Avg	Lg	TD
2003	Cincinnati	11	0	3	18	6.0	9	0	0	0	-	0	0
2004	Cincinnati	16	0	8	67	8.4	18	0	0	0	-	0	0
2005	Cincinnati	16	2	19	211	11.1	33	1	0	0	-	0	0
2006	Houston	16	2	17	160	9.4	15	0	1	3	3.0	3	0
2007	Houston	16	15	65	800	12.3	46	4	5	30	6.0	13	0
2008	Houston	16	16	60	899	14.9	61	8	3	23	7.7	13	0
2009	Houston	14	14	53	611	11.5	41	2	4	26	6.5	11	0
2010	Houston	16	16	51	621	12.2	35	5	0	0	-	0	0
2011	Houston	15	14	39	474	12.2	41	3	0	0	-	0	0
2012	Houston	16	14	41	518	12.6	52	2	0	0	-	0	0
<b>NFL Totals</b>		<b>152</b>	<b>93</b>	<b>356</b>	<b>4,379</b>	<b>11.1</b>	<b>61</b>	<b>25</b>	<b>13</b>	<b>82</b>	<b>5.8</b>	<b>13</b>	<b>0</b>

PLAYOFFS		GP	GS	RECEIVING					RUSHING				
Year	Team			No	Yds	Avg	Lg	TD	Att	Yds	Avg	Lg	TD
2005	Cincinnati	1	0	5	73	14.6	24	0	0	0	-	0	0
2011	Houston	2	2	3	36	12.0	19	0	0	0	-	0	0
2012	Houston	2	2	6	41	6.8	12	0	0	0	-	0	0
<b>Playoff Totals</b>		<b>5</b>	<b>4</b>	<b>14</b>	<b>150</b>	<b>10.7</b>	<b>24</b>	<b>0</b>	<b>0</b>	<b>0</b>	<b>-</b>	<b>0</b>	<b>0</b>

**Single-Game Highs**

Receptions - 12 at Jacksonville (10/14/07)  
 Receiving yards - 160 at Jacksonville (10/14/07)  
 Long Reception - 61 at Indianapolis (11/16/08)  
 Touchdowns - 2 (Twice, last vs. Cincinnati 10/26/08)  
 Rushing Attempts - 2 vs. Denver (12/13/07)  
 Rushing Yards - 21 vs. Denver (12/13/07)  
 Long Rush - 13 (Three times, last at Buffalo 11/1/09)

**Playoff Single-Game Highs**

Receptions - 5 vs. Pittsburgh (1/8/06)  
 Receiving Yards - 73 vs. Pittsburgh (1/8/06)  
 Long Reception - 24 vs. Pittsburgh (1/8/06)

**Additional Statistics**

Special Teams Tackles - 3 (2003), 11 (2004), 10 (2005), 8 (2006), 1 (2007)  
 Tackles - 2 (2006), 3 (2007), 4 (2008), 1 (2009), 2 (2011)

70



## CHANCE WARMACK

GUARD • 6'2" • 323 lbs • COLLEGE: ALABAMA

ACQUIRED: 1ST ROUND - 2013 • NFL EXPERIENCE: ROOKIE

HOMETOWN: ATLANTA, GA.

GAMES PLAYED/GAMES STARTED: 0/0 (PLAYOFFS: 0/0)



**PRO:** With the 10th overall selection in the 2013 NFL Draft, the Titans selected former Alabama guard Chance Warmack. The 6-foot-2-inch, 323-pound lineman arrives with an impressive list of attributes and accomplishments, beginning with his positive, workmanlike attitude and his commitment to the game. Regarded as a colorful character in the locker room, on the field he reveals a nasty and aggressive demeanor. The three-time national champion as a member of the Crimson Tide built a reputation as smart and instinctive and a rare blend of power and athleticism at the guard position. He started his final three seasons at Alabama at left guard, but he is expected to immediately assume the role at right guard as a rookie. Warmack became the first offensive lineman selected by the Titans/Oilers in the first round since tackle Brad Hopkins (13th overall) in 1993 and the first guard selected by the club in the first round since Bruce Matthews (ninth overall) in 1983.

### CAREER HIGHLIGHTS:

- During his time at Alabama, the Crimson Tide won three BCS National Championships, taking the title during his freshman (2009), junior (2011) and senior (2012) seasons.
- Warmack started the final 40 games of his college career at left guard, including all 14 contests as a senior in 2012.
- In the final game of his college career, Warmack turned in a dominating performance against the Notre Dame defense in a 42-14 win. The Crimson Tide offense accumulated 529 yards and did not allow a sack en route to the BCS National Championship victory.

### TITANS TIDBITS:

- At Alabama, Warmack developed the custom of rolling up his jersey to just under the numbers as a way to stay cooler. Soon, the fad became known as "Warmacking," and fans began posting photos on social media of their exposed bellies.
- Warmack spent time training prior to the 2013 NFL Draft with the Titans' eventual fourth-round pick, center Brian Schwenke.
- Warmack attended Westlake High School in Atlanta, Ga., where he was a teammate during his freshman and sophomore years with current Carolina Panthers quarterback Cam Newton.

### CAREER TRANSACTIONS:

- Raised in Atlanta, Ga., Warmack was selected by the Titans in the first round (10th overall) of the 2013 NFL Draft.

### COLLEGE:

- In a four-year career at Alabama, appeared in 45 games, including starts in his final 40 contests—every game his sophomore, junior and senior seasons—at left offensive guard. Appeared in his first five college games as a reserve right guard. The three-time national champion was credited with 49 touchdown-resulting blocks while clearing lanes for individual ball carriers to record 25 100-yard performances during his time in the starting lineup. Also totaled 316 key blocks/knockdowns for the Tide.

**AS A SENIOR (2012)**, was a unanimous first-team All-American selection while helping Alabama to a national championship, starting all 14 contests along the way. Added All-SEC first-team accolades, and rated the best interior lineman eligible for the 2013 NFL Draft by The NFL Draft Report. Was penalized twice on 805 offensive plays, pacing a veteran-filled front wall with 37 pancakes, a total of 128 knockdowns/key blocks and 19 touchdown-resulting blocks. Graded 90 percent or better for blocking

consistency in eight games, finishing with a season average of 89.94 percent, the highest grade for any offensive guard in college football in 2012. Blocked for 10 100-yard rushing performances, opening holes for a rushing offense that ranked 16th in the nation (227.5 yards per game), in addition to paving the way for the Tide to generate 445.5 yards per game in total offense.

- Against Arkansas (9/15), helped the Tide gain 438 yards, including 225 rushing yards. Posted 11 knockdowns and graded 91 percent, earning SEC Lineman of the Week honors.
- At Missouri (10/13), cleared the way for a season-high 362 rushing yards and six touchdowns (533 yards of total offense), as both tailbacks Eddie Lacy (177 yards) and T.J. Yeldon (144) went over the century mark on the ground.
- Against Mississippi State (10/27), again named SEC Lineman of the Week after grading 91 percent with 13 knockdowns, including one that dropped linebacker Jonathan Evans in the backfield on A.J. McCarron's 37-yard scoring strike to Amari Cooper. Also blocked for a unit that gained 414 yards of total offense, including 179 yards on the ground.
- Against Auburn (11/24), had 13 key blocks and graded at 94 percent in a 49-0 Iron Bowl win, as the Tide rolled up 483 yards of total offense.
- Against Notre Dame (1/7), helped Alabama secure its third national championship in Warmack's tenure there. Blocked for an offense that netted 529 yards, rushed for 265 yards, and did not allow a sack.

**AS A JUNIOR (2011)**, started all 13 games for the second consecutive season. Named honorable mention All-American by *Pro Football Weekly* and second-team All-SEC by the league coaches. Helped Alabama rank 16th nationally running the football with an average of 214.5 yards per game, while ranking 20th nationally in scoring offense (34.9 points per game) and 31st in total offense (429.6 yards per game). The Tide scored 34 rushing touchdowns on the year. Blocked for 11 100-yard rushers.

- Against North Texas (9/17), opened holes for a season-high 347 rushing yards, including 100-yard games from Trent Richardson (167) and Eddie Lacy (161). Richardson found the end zone three times while Lacy scored twice.
- At Florida (10/1), named one of the coaching staff's Offensive Players of the Week after clearing a path for 226 rushing yards and helping Trent Richardson rush for a career-best 181 yards and two touchdowns. Also helped the Tide not surrender a sack.
- At Mississippi (10/15), named one of the Offensive Players of the Week by the Alabama coaching staff after helping to pave the way for Alabama to amass 389 yards on the ground. Provided the holes for two 100-yard rushers in Trent Richardson (183 yards) and Jalston Fowler (125 yards).
- Against Tennessee (10/22), helped offense total 437 yards and did not allow a sack as the Tide threw for 294 yards through the air, including a career-best 284 yards by A.J. McCarron.
- At Mississippi State (11/12), named one of the Alabama Offensive Players of the Week after clearing a path for Trent Richardson's 127 yards and Eddie Lacy's 96 yards.
- Against Louisiana State (1/9), helped the Crimson Tide secure its second national championship in three years, opening holes for 384 yards of total offense, including 234 through the air and 150 yards on the ground -- the most allowed by LSU during the 2011 season. Cleared a path for Trent Richardson to rush for 96 yards and a touchdown.

**AS A SOPHOMORE (2010)**, took over the first-string left guard duties, starting all 13 games. Helped the Crimson Tide rank 22nd nationally in total

offense (444.08 yards per game). Anchored an offensive line that provided time for the nation's No. 4 quarterback in passing efficiency. Blocked for five 100-yard rushers.

- Against San Jose State (9/4), in his first career start, helped provide the holes for the Tide to rush for a total of 272 yards, including 113 by Eddie Lacy. Helped provide the time for quarterback Greg McElroy to complete 13-of-16 passes.
- At Duke (9/18), was named one of the Offensive Players of the Week by the coaching staff after helping Alabama amass 315 yards on the ground.
- At Arkansas (9/25), helped provide the holes for the Tide to rush for 227 yards, including 157 by Mark Ingram.
- Against Florida (10/2), was named the SEC Lineman of the Week by the conference office.
- Against Mississippi State (11/13), named one of the Offensive Players of the Week by the Alabama coaching staff. Helped provide the time for the Tide to throw for 277 yards and two touchdowns and amass 175 yards on the ground.
- Against Michigan State (1/1), helped the Crimson Tide roll up 275 yards rushing, six rushing touchdowns and 546 yards of total offense in a 49-7 victory in the Capital One Bowl.

**AS A FRESHMAN (2009)**, saw action in five games at guard as a true freshman.

- Against Florida International (9/12), saw his first career action in the home opener.
- Graduated in December 2012 with a degree in communication studies.

#### PERSONAL:

- Single, splits time between Nashville and Atlanta.
- Attended Westlake (Atlanta, Ga.) High School, where he averaged seven pancake blocks per game as a senior in 2008. Rated by Rivals.com as the No. 20 offensive guard prospect in the country and the No. 29 player in the state of Georgia. Also rated by ESPNU as the No. 16 offensive guard and an All-American in Tom Lemming's Prep Football Report.
- On Twitter: @chancewarmack
- On Instagram: @warmackin
- List of favorites: (movie) "End of Watch"; (TV show) "South Park"; (actor) Kerry Washington; (music artists) Kanye West, Foo Fighters, deadmau5; (school subjects) English, art and history; (car) Ford Expedition; (favorite athlete as a child) Larry Allen; (video game) Devil May Cry; (pro sports team as a child) Chicago Bulls; and (food) all kinds of food "except for potato salad."
- Born Chance S. Warmack in Detroit, Mich., on Sept. 14, 1991.

## CHANCE WARMACK'S COLLEGE STATS

### REGULAR SEASON

Year	Team	GP	GS
2009	Alabama	5	0
2010	Alabama	13	13
2011	Alabama	13	13
2012	Alabama	14	14
<b>NFL Totals</b>		<b>45</b>	<b>40</b>

### Starts Breakdown:

2010 - LG 13; 2011 - LG 13; 2012 - LG 14

85



## NATE WASHINGTON

WIDE RECEIVER • 6'1" • 183 lbs • COLLEGE: TIFFIN  
 ACQUIRED: UFA - 2009 (PIT) • NFL EXP. (NFL/TITANS): 9/5  
 HOMETOWN: TOLEDO, OHIO  
 GAMES PLAYED/GAMES STARTED: 113/66 (PLAYOFFS: 7/0)



### SUPER BOWLS



2005



2008

**PRO:** Nate Washington was signed by the Titans in the 2009 offseason to bolster the wide receiving corps and provide a deep threat for the aerial attack. The 6-1, 185-pounder enjoyed his best season in 2011 when he posted career-highs with 74 receptions for 1,023 yards and seven touchdowns. Washington has the ability to stretch the field with his speed and has proven to be a solid red-zone target after leading the Titans with 23 receiving touchdowns from 2009-2012. In his first four seasons with the Titans (2009-2012), he posted at least one catch in every game.

#### CAREER HIGHLIGHTS:

- Washington was a member of two Super Bowl championship teams during his four-year stay in Pittsburgh. The Steelers hoisted the Lombardi Trophy in 2005 and 2008.
- Entering the 2013 season, Washington has recorded at least one reception in 78 consecutive games.
- In 2012, Washington led the team with 746 receiving yards, while tying for the team lead with four receiving touchdowns. He also finished second on the squad with 46 catches.
- Washington posted career numbers in 2011, when he led the team and ranked ninth in the AFC with a career-best 74 receptions. He also eclipsed the 1,000-yard receiving mark for the first time (1,023 yards) and set a career-high with seven receiving touchdowns. Washington was also clutch when it mattered most ranking second in the NFL and first in the AFC with 29 receptions on third down.
- In 2010, Washington tied for second on the Titans with 42 receptions for a then career-best 687 receiving yards, while also tying a career-high with six touchdown grabs. He also posted the first two 100-yard receiving games of his career.
- In 2009, Washington led the Titans with a career-high six receiving touchdowns and finished second on the team with a career-best 47 receptions and 569 receiving yards.
- In 2006, Washington led the AFC with a 17.8-yard per reception average and caught 35 passes for 624 yards with four touchdowns for the Steelers.

#### TITANS TIDBITS:

- By signing with the Steelers as an undrafted free agent in 2005, Washington became the first Tiffin University player in the modern era to play in the NFL.
- Following his first Super Bowl victory in 2005, Washington received the key to city from his hometown, Toledo, Ohio and his college town of Tiffin, Ohio.
- Washington was a lifeguard at a community pool for three summers when he was in high school.
- Washington wasted no time meeting and greeting the Titans faithful as he took part in Titans Caravan XII in April 2009, visiting fans in Waynesboro, Hohenwald, Lawrenceburg, Pulaski and Franklin. Washington's Caravan schedule also took him to Alabama with a huge group stop with Kerry Collins in Florence.

#### CAREER TRANSACTIONS:

- The Toledo, Ohio, native was originally signed by the Pittsburgh Steelers as an undrafted free agent in 2005.
- Signed by the Titans as an unrestricted free agent on March 2, 2009.

#### SEASON RECAPS:

**2012 (16/14 - Tennessee):** Played in all 16 games for the seventh consecutive season and led the team with 746 receiving yards, while

tying for the team lead with four receiving touchdowns. Finished second on the squad with 46 catches. Has recorded at least one reception in 78 consecutive games, including 64 straight contests as a member of the Titans. Has posted five career 100-yard receiving performances, including one in 2012 (vs. DET). Led the team in receptions three times in 2012 (at BUF, vs. IND, vs. NYJ). Led the team in receiving yards six times in 2012 (vs. DET, at BUF, vs. IND, at JAX, vs. HST, vs. NYJ). Played in his 100th career regular season game against Detroit (9/23/12).

- Against New England (9/9), played as a reserve at wide receiver and grabbed two receptions for 53 yards with a touchdown. Kept the first scoring drive alive with a leaping 24-yard grab down the left sideline in the opening stanza. Cut the Patriots lead to 21-10 with a 29-yard touchdown catch with 10:17 left to play in the third quarter.
- Against Detroit (9/23), started at wide receiver in his 100th career regular season game. Led the team with 112 receiving yards on three receptions and tied a career-high long with a 71-yard touchdown catch. Kickstarted the Titans' initial scoring drive with a 32-yard reception in the opening stanza. Gave the Titans a 34-27 lead with an acrobatic 71-yard touchdown catch where he grabbed the ball off the defenders back and raced to the end zone with 3:11 remaining in the fourth quarter.
- At Buffalo (10/21), started at wide receiver and led the team with six receptions and 43 receiving yards, including the game-winning touchdown. Helped kickstart the Titans' game-winning touchdown drive by hauling in a 19-yard reception on second-and-18 late in the fourth quarter. Gave the Titans a dramatic 35-34 lead with a 15-yard touchdown catch on fourth-and-nine with 1:03 remaining in the game.
- Against Indianapolis (10/28), started at wide receiver and led the team with five catches and 69 receiving yards. Kept the Titans' touchdown drive alive with five-yard catch on third-and-two in the second stanza. Hauled in a 29-yard reception in the third quarter.
- At Chicago (11/4), started at wide receiver and collected two receptions for 35 yards, including a touchdown. Hauled in a 30-yard touchdown pass with 11:25 left to play in the third quarter.
- Against Houston (12/2), started at wide receiver and led the team with 96 receiving yards on three receptions. Hauled in a 49-yard catch on third-and-three early in the fourth quarter. Snared a 28-yard reception on third-and-11 in the fourth quarter.
- Against N.Y. Jets (12/17), started at wide receiver and led the team with four receptions and 62 receiving yards. Hauled in a 30-yard reception over the middle during the Titans' initial drive.

**2011 (16/15 - Tennessee):** Played in all 16 games with 15 starts. Led the team and ranked ninth in the AFC with a career-high 74 receptions. Led the team and finished ninth in the AFC with a career-best 1,023 receiving yards. Ranked second in the NFL and first in the AFC with 29 receptions on third down. Led the team with a career-high seven receiving touchdowns. Reached the 1,000-yard receiving plateau for the first time in his career, becoming the first Titans player to reach the receiving mark since Drew Bennett and Derrick Mason each exceeded 1,000 yards in 2004. Has posted a reception in 62 consecutive games, including 48 straight with the Titans. Has posted four career 100-yard receiving performances, including two in 2011 (at ATL, vs. NO). Led or tied for the team lead in receptions seven times in 2011 (at JAX, vs. DEN, at CLE, at ATL, at BUF, vs. NO, at HST). Led the team in receiving yards five times in 2011 (vs. DEN, at PIT, at ATL, vs. NO, at HST). Hauled in a career-best nine catches at Atlanta (11/20/11). Recorded a career-best 130 receiving yards against New Orleans (12/11/11).

- Against Baltimore (9/18), started at wide receiver and tied a then career-best with seven receptions for 99 yards. Kickstarted a Titans' touchdown



drive with a 42-yard bomb from Matt Hasselbeck on third-and-eight early in the third quarter. Extended a Titans' scoring drive with an eight-yard catch on third-and-six in the third quarter.

- Against Denver (9/25), started at wide receiver and led the team with a then career-best eight catches for 92 yards and a touchdown. Kept the Titans' initial scoring drive alive with a 16-yard reception on third-and-seven. On the next play, tied the score at 7-7 with a 14-yard touchdown grab with 11:37 left to play in the second quarter.
- Against Indianapolis (10/30), started at wide receiver and caught four passes for 34 yards and a touchdown. Took a lateral from Matt Hasselbeck and scored his first career rushing touchdown on a three-yard jaunt with 22 seconds remaining in the first half. Extended the Titans lead to 27-10 with a 14-yard touchdown catch in the fourth quarter.
- At Atlanta (11/20), played as a reserve at wide receiver and led the team with a career-best nine receptions, 115 receiving yards and two touchdowns. Cut the Falcons' lead to 23-10 with a 40-yard catch-and-run touchdown from Jake Locker on third-and-two late in the third quarter. Made it a one possession game with a four-yard touchdown pass from Locker late in the fourth stanza.
- Against New Orleans (12/11), despite not practicing all week, started at wide receiver and led the team with six receptions and a career-high 130 receiving yards with a touchdown. Cut the Saints lead to 22-17 with a 40-yard touchdown catch over the middle from Jake Locker with 5:58 remaining in the fourth quarter. Grabbed a 40-yard pass down to the Saints' five-yard with less than a minute remaining in the game.
- At Indianapolis (12/18), started at wide receiver and caught seven passes for 62 yards with a touchdown. Hauled in a seven-yard touchdown pass from Jake Locker with 3:43 left to play in the game.
- At Houston (1/1), started at wide receiver and tied for the team lead with four receptions for a team-best 92 receiving yards and a touchdown. Extended the Titans' first scoring drive with an eight-yard catch on third-and-three late in the first quarter. Got open down the right sideline and hauled in a 55-yard reception in the third quarter. Gave the Titans a 23-16 lead with a leaping 23-yard touchdown reception with 4:31 remaining in the game.

**2010 (16/15 – Tennessee):** Appeared in all 16 games with 15 starts at wide receiver. Tied for second on the team with 42 receptions and finished second on the squad with a career-high 687 receiving yards. Ranked 10th in the NFL with 16.4 avg. yards per reception. Led the team in receiving yards four times in 2010 (vs. OAK, vs. DEN, at SD, vs. WAS). Led or tied for the team lead in receptions three times in 2010 (at NYG, vs. DEN, vs. WAS). Registered a career-high 117 receiving yards at San Diego (10/31/10) and against Washington (11/21/10).

- Against Oakland (9/12), led the team with 88 receiving yards on three catches, including a touchdown. Gave the Titans an early 7-3 lead with a 56-yard touchdown catch with 4:39 remaining in the first quarter.
- Against Pittsburgh (9/19), caught four passes for 34 yards and a touchdown. Kickstarted the Titans' touchdown drive with a 20-yard reception in the fourth quarter. Got open in the right corner of the end zone for a two-yard touchdown pass with 58 seconds remaining in the fourth quarter.
- At Dallas (10/10), gave the Titans an early 7-0 lead with an acrobatic 24-yard touchdown reception over two defenders in the first quarter.
- At San Diego (10/31), notched his first career 100-yard receiving game with four catches for 117 receiving yards and a touchdown. In the fourth quarter, caught a 71-yard touchdown pass from Vince Young, setting a new career long.
- At Miami (11/14), caught three passes for 26 yards with a touchdown. Cut the Dolphins' lead to 20-17 with a 14-yard touchdown reception in the corner of the end zone with 1:13 remaining in the third stanza.
- Against Washington (11/21), led the team with five receptions for 117 receiving yards. Extended a Titans' scoring drive by converting a pair of third downs with a 14-yard grab and an eight-yard catch in the second quarter. Adjusted his route and hauled in a 37-yard reception in the third quarter. Set up a Rob Bironas field goal by hauling in a 52-yard pass from Rusty Smith in the fourth quarter.
- Against Houston (12/19), grabbed two receptions for 20 yards and a touchdown. Gave the Titans an early 7-0 lead with three-yard touchdown reception in the first quarter.

**2009 (16/15 - Tennessee):** In his first season with the Titans appeared in all 16 games with 15 starts and led the team with a career-high six receiving touchdowns. Finished second on the team with a career-best

47 receptions and 569 receiving yards. Set a career-high with seven receptions at Jacksonville (10/4/09). Led or tied for the team lead in receptions three times in 2009 (at NE, vs. SD, at SEA) and led the team in receiving yards twice (vs. SD, at SEA).

- Against Houston (9/20), collected four receptions for 36 yards and a touchdown. Collected his first touchdown reception with the Titans on an eight-yard pass from Kerry Collins in the corner of the end zone, giving the Titans a 21-7 lead with 12:00 remaining in the second quarter.
- At Jacksonville (10/4), tied for the team lead with a career-high seven receptions for 66 yards and a touchdown. Hauled in a 14-yard touchdown pass with 19 seconds remaining in the third quarter.
- Against Jacksonville (11/1), snared two receptions for 22 yards with a touchdown in the Titans' 30-13 victory. Gave the Titans a 10-0 lead with a six-yard touchdown reception in the corner of the end zone with 9:19 remaining in the second quarter.
- Against Buffalo (11/15), snared two receptions for 33 yards and a touchdown in the Titans' 41-17 win. Gave the Titans a 14-7 lead with a 14-yard touchdown catch with 46 seconds remaining in the first stanza.
- At Seattle (1/3), led the team with six receptions and 83 receiving yards in the Titans' season-ending 17-13 victory. Hauled in a 29-yard reception along the right sideline down to the Seattle two-yard line in the fourth quarter.

**2008 (16/1, 3/0 - Pittsburgh):** Appeared in all 16 games with one start and collected career-highs with 40 receptions and 631 receiving yards, while also scoring three touchdowns. Saw action as a reserve in all three postseason contests and notched seven catches for 62 yards.

- At Philadelphia (9/21), led the team with five receptions for 51 yards (10.2 avg.).
- At Jacksonville (10/5), established a career-high with six catches for 94 yards (15.7 avg.). Scored his first touchdown of the season on a 48-yard touchdown reception from Ben Roethlisberger in the second quarter.
- At Cincinnati (10/19), caught two passes for 57 yards (28.5 avg.) with a then-career-long 50-yard touchdown reception in the fourth quarter. Rushed one time for six yards, picking up a key first down on the Steelers opening scoring drive.
- Against N.Y. Giants (10/26), made his sixth career start at wide receiver and his only reception was a career-long 65-yard touchdown grab in the third quarter. Marked the third consecutive game he caught a touchdown, the longest such streak of his career.
- At Washington (11/3), caught two passes for 59 yards (29.5 avg.) with a long of 50 yards.
- Against Dallas (12/7), collected a team-high four catches for 58 yards (14.5 avg.). Caught three passes for 41 yards (13.7 avg.) on the game-tying touchdown drive in the fourth quarter.
- At Baltimore (12/14), caught five passes for 76 yards (15.2 avg.). Made three catches for 49 yards (16.3 avg.) on the game-winning touchdown drive in the fourth quarter.
- Against San Diego (1/11), grabbed three passes for 30 yards (10.0 avg.) with a long of 18 yards.
- Against Arizona (2/1), played in his seventh consecutive postseason game in the Super Bowl XLIII and caught one pass for 11 yards.

**2007 (16/4, 1/0 - Pittsburgh):** Played in all 16 games, starting four of them, and notched 29 receptions for 450 yards (15.5 avg.) and a career-high five touchdowns. Tied a then career-high with four receptions for 56 yards (14.0 avg.) in Week 10 against Cleveland. Set a career-high with two touchdown receptions in Week 9 win over Baltimore, then matched that in Week 16 win over St. Louis. Had one reception for eight yards in the playoff loss to Jacksonville.

- Against Baltimore (11/5), finished with three catches for 51 yards (17.0 avg.) with two touchdowns. Grabbed a 30-yard touchdown reception early in the second quarter to put Pittsburgh ahead 21-0. Caught a seven-yard touchdown late in the second quarter for his first multi-touchdown game of his career.
- At St. Louis (12/20), notched two catches for 50 yards (25.0 avg.), including a long of 33 yards. Both of his receptions went for touchdowns and it marked his second multi-touchdown game of the season and of his career.
- At Baltimore (12/30), made his sixth career start at wide receiver and led the team with five catches for 68 yards (13.6 avg.), including a 24-yard long.

**2006 (16/2 - Pittsburgh):** Played in all 16 games, making his first two career starts and finished with 35 catches for 624 yards (17.8 avg.) with four touchdowns. Also rushed three times for eight yards.

- Against Miami (9/7), registered his first career regular-season catch and touchdown when he pulled down a 27-yard pass from Charlie Batch to give the Steelers an early 7-0 lead. Finished the contest with two catches for 32 yards (16.0 avg.) and one rush for eight yards.
- Against Kansas City (10/15), caught three passes for 68 yards (22.7 avg.), including a 47-yard touchdown reception.
- At Atlanta (10/22), caught three passes for 76 yards and a game-high 25.3 average. Grabbed a 10-yard touchdown in the second quarter to give the Steelers a 24-21 lead. Collected a long catch of 49 yards.
- Against Tampa Bay (12/3), started his first career game in place of the injured Hines Ward and caught three passes for a then career-high 78 yards (26.0 avg.) and a game-long of 36.

**2005 (1/0, 3/0 - Pittsburgh):** Made the team as an undrafted free agent out of training camp. Was inactive for the season opener against Tennessee (9/11) and was then released by team on Sept. 13 and signed to Steelers' practice squad on Sept. 14. Signed to the active roster prior to the game against New England (9/25) and spent the remainder of the season on the 53-man roster. Appeared in one regular season contest against Jacksonville (10/16), was inactive for 13 games and did not play against New England (9/25). Made his first NFL catch, a 13-yard grab, for a crucial third-down conversion against Denver in the AFC Championship Game.

- Against Jacksonville (10/16), played in the first game of his career but did not catch a pass.
- At Indianapolis (1/15), played in first postseason game on special teams in the AFC Divisional playoff.
- At Denver (1/22), saw action at wide receiver and caught the first pass of his career for 13 yards and a crucial third-down conversion in the AFC Championship Game.
- Against Seattle (2/5), played on special teams and as a reserve wide receiver but did not catch a pass in Super Bowl XL.

#### COLLEGE:

- Holds eight individual Tiffin receiving records, including records for receptions in a game (13), yards in a game (299), receptions in a season (70), yards in a season (1,428), touchdowns in a season (16), receptions in a career (212), yards in a career (4,214), and touchdown receptions (47).
- As a senior, finished the season with 1,428 yards receiving on 69 receptions over 11 games. Averaged 129.8 yards receiving and 6.3 receptions per game.
- In 2004, was named a Don Hansen's Football Gazette Honorable Mention All-American, D2Football.com Second Team All-American, Dopke.com Second Team All-American, Independent Football Alliance Offensive Player of the Year and Independent Football Alliance First Team player.
- In his final collegiate season, recorded 299 yards receiving with three touchdowns in 50-39 loss to Gannon, 124 yards receiving with three touchdowns in 49-3 win over Butler, 115 yards receiving with three

touchdowns in 59-21 win over Alma College, 197 yards receiving with two touchdowns in close loss to Nebraska Omaha and 176 yards receiving with three touchdowns in 56-14 win over Ohio Dominican.

- In 2003, was selected Dopke.com Division II Second Team All-American and Independent Football Alliance First Team player.
- As a sophomore, was named D2Football.com Honorable Mention All-Northeast Division player and Independent Football Alliance First Team honoree.
- Majored in Information Systems at Tiffin University.

#### PERSONAL:

- Has a daughter, Niyla Monae.
- Attended Scott High School in Toledo, Ohio and was first team All-City, first team All-District, and Honorable Mention All-State as a senior.
- List of favorites: (movie) "Harlem Nights"; (TV show) "Martin"; (actor/actress) Denzel Washington, Sanaa Lathan; (music artist) Jay-Z; (food) chicken; (vacation spot) Puerto Rico; (school subject) science; (car) Ferrari; (video game) Gears of War 2; (sports hero) Michael Jordan; and (book) "Autobiography of Malcolm X."
- Born Nate Washington on Aug. 28, 1983 in Toledo, Ohio.

## NATE WASHINGTON'S GAME-BY-GAME

### 2005 Pittsburgh Steelers

Date	Opp.	W/L	P/S	RECEIVING				
				No	Yds	Avg	Lg	TD
Sept 11	Ten	W	IA					
Sept 18	@ Hou	W		Practice Squad				
Sept 25	NE	L	DNP					
Oct 10	@ SD	W	IA					
Oct 16	Jax	L	p	0	0	0.0	0	0
<b>Totals</b>		<b>11-5</b>	<b>1/0</b>	<b>0</b>	<b>0</b>	<b>0.0</b>	<b>0</b>	<b>0</b>
<b>Playoffs</b>								
Jan 8	@ Cin	W	IA					
Jan 15	@ Ind	W	p	0	0	0.0	0	0
Jan 23	@ Den	W	p	1	13	13.0	13	0
Feb 5	vs. Sea	W	p	0	0	0.0	0	0
<b>Totals</b>		<b>4-0</b>	<b>3/0</b>	<b>1</b>	<b>13</b>	<b>13.0</b>	<b>13</b>	<b>0</b>

\* Was inactive for final 11 games from Oct. 23 - Jan. 1

### 2006 Pittsburgh Steelers

Date	Opp.	W/L	P/S	RECEIVING				
				No	Yds	Avg	Lg	TD
Sept 7	Mia	W	p	2	32	16.0	27t	1
Sept 18	@ Jax	L	p	3	32	10.7	16	0
Sept 24	Cin	L	p	1	8	8.0	8	0
Oct 8	@ SD	L	p	3	45	15.0	22	0
Oct 15	KC	W	p	3	68	22.7	47t	1
Oct 22	@ Atl	L	p	3	76	25.3	49	1
Oct 29	@ Oak	L	p	1	49	49.0	49	0
Nov 5	Den	L	p	3	24	8.0	17	0
Npv 12	NO	W	p	2	28	14.0	22	0
Nov 19	@ Cle	W	p	2	24	12.0	13	0
Nov 26	@ Bal	L	p	4	49	12.3	27	0
Dec 3	TB	W	p	3	78	26.0	36	0
Dec 7	Cle	W	S	2	67	33.5	49t	1

### NATE WASHINGTON'S GAME-BY-GAME

Dec 17	@	Car	W	p	1	14	14.0	14	0
Dec 24		Bal	L	p	1	9	9.0	9	0
Dec 31	@	Cin	W	p	1	21	21.0	21	0
<b>Totals</b>			<b>8-8</b>	<b>16/1</b>	<b>35</b>	<b>624</b>	<b>17.8</b>	<b>49t</b>	<b>4</b>

2007 Pittsburgh Steelers

Date	Opp.	W/L	P/S	No	Yds	Avg	Lg	TD	
Sept 9	@	Cle	W	p	0	0	0.0	0	0
Sept 16		Buf	W	p	3	60	20.0	30	0
Sept 23		SF	W	p	0	0	0.0	0	0
Sept 30	@	Arz	L	p	2	18	9.0	9	0
Oct 7		Sea	W	S	3	26	8.7	14	0
Oct 21	@	Den	L	p	1	40	40.0	40	0
Oct 28	@	Cin	W	p	0	0	0.0	0	0
Nov 5		Bal	W	p	3	51	17.0	30	2
Nov 11		Cle	W	p	4	56	14.0	17	0
Nov 18	@	NYJ	L	p	0	0	0.0	0	0
Nov 26		Mia	W	S	1	6	6.0	6	0
Dec 2		Cin	W	S	2	16	8.0	11	0
Dec 9	@	NE	L	p	2	29	14.5	21	0
Dec 16		Jax	L	p	1	30	30.0	30	0
Dec 20	@	Stl	W	p	2	50	25.0	33	2
Dec 30	@	Bal	L	S	5	68	13.6	24	0
<b>Totals</b>			<b>10-6</b>	<b>16/4</b>	<b>29</b>	<b>450</b>	<b>15.5</b>	<b>40</b>	<b>5</b>

Playoffs

Jan 5		Jax	L	p	1	8	8.0	8	0
<b>Totals</b>			<b>0-1</b>	<b>1/0</b>	<b>1</b>	<b>8</b>	<b>8.0</b>	<b>8</b>	<b>0</b>

2008 Pittsburgh Steelers

Date	Opp.	W/L	P/S	No	Yds	Avg	Lg	TD	
Sept 7		Hou	W	p	0	0	0.0	0	0
Sept 14	@	Cle	W	p	0	0	0.0	0	0
Sept 21	@	Phi	L	p	5	51	10.2	16	0
Sept 29		Bal	W	p	2	23	11.5	12	0
Oct 5	@	Jax	W	p	6	94	15.7	48	1
Oct 19	@	Cin	W	p	2	57	28.5	50t	1
Oct 26		NYG	L	S	1	65	65.0	65t	1
Nov 3	@	Wash	W	p	2	59	29.5	50	0
Nov 9		Ind	L	p	3	30	10.0	16	0
Nov 16		SD	W	p	2	14	7.0	7	0
Nov 20		Cin	W	p	1	12	12.0	12	0
Nov 30	@	NE	W	p	3	41	13.7	16	0
Dec 7		Dal	W	p	4	58	14.5	21	0
Dec 14	@	Bal	W	p	5	76	15.2	24	0
Dec 21	@	Ten	L	p	3	38	12.7	20	0
Dec 28		Cle	W	p	1	13	13.0	13	0
<b>Totals</b>			<b>12-4</b>	<b>16/1</b>	<b>40</b>	<b>631</b>	<b>15.8</b>	<b>65t</b>	<b>3</b>

Playoffs

Jan 11		SD	W	p	3	30	10.0	18	0
Jan 18		Bal	W	p	3	21	7.0	8	0
Feb 1	vs.	Ari	W	p	1	11	11.0	11	0
<b>Totals</b>			<b>3-0</b>	<b>3/0</b>	<b>7</b>	<b>62</b>	<b>8.9</b>	<b>18</b>	<b>0</b>

2009 Tennessee Titans

Date	Opp.	W/L	P/S	No	Yds	Avg	Lg	TD	
Sept 10	@	Pit	L	p	1	8	8.0	8	0
Sept 20		Hou	L	S	4	36	9.0	12	1
Sept 27	@	NYJ	L	S	2	25	12.5	16	1
Oct 4	@	Jax	L	S	7	66	9.4	15	1
Oct 11		Ind	L	S	3	37	12.3	23	0
Oct 18	@	NE	L	S	1	-22	-22.0	-22	0
Nov 1		Jax	W	S	2	22	11.0	16	1
Nov 8	@	SF	W	S	3	30	10.0	18	0
Nov 15		Buf	W	S	2	33	16.5	19	1
Nov 23	@	Hou	W	S	1	14	14.0	14	0
Nov 29		Ari	W	S	3	68	22.7	35	0
Dec 6	@	Ind	L	S	4	44	11.0	17	0
Dec 13		StL	W	S	3	54	18.0	32	0
Dec 20		Mia	W	S	1	32	32.0	32t	1
Dec 25		SD	L	S	4	39	9.8	12	0
Jan 3	@	Sea	W	S	6	83	13.8	29	0
<b>Totals</b>			<b>8-8</b>	<b>16/15</b>	<b>47</b>	<b>569</b>	<b>12.1</b>	<b>35</b>	<b>6</b>

2010 Tennessee Titans

Date	Opp.	W/L	P/S	No	Yds	Avg	Lg	TD	
Sept 12		Oak	W	S	3	88	29.3	56t	1
Sept 19		Pit	L	S	4	34	8.5	20	1
Sept 26	@	NYG	W	S	3	30	10.0	17	0
Oct 3		Den	L	S	4	42	10.5	19	0
Oct 10	@	Dal	W	S	1	24	24.0	24t	1
Oct 18	@	Jax	W	S	1	9	9.0	9	0
Oct 24		Phi	W	S	1	7	7.0	7	0
Oct 31	@	SD	L	S	4	117	29.3	71t	1
Nov 14	@	Mia	L	S	3	26	8.7	14t	1
Nov 21		Was	L	S	5	117	23.4	52	0
Nov 28	@	Hou	L	S	1	10	10.0	10	0
Dec 5		Jax	L	S	3	40	13.3	21	0
Dec 9		Ind	L	p	3	48	16.0	21	0
Dec 19		Hou	W	S	2	20	10.0	17	1
Dec 26	@	KC	L	S	3	37	12.3	13	0
Jan 2	@	Ind	L	S	1	38	38.0	38	0
<b>Totals</b>			<b>6-10</b>	<b>16/15</b>	<b>42</b>	<b>687</b>	<b>16.4</b>	<b>71t</b>	<b>6</b>

2011 Tennessee Titans

Date	Opp.	W/L	P/S	No	Yds	Avg	Lg	TD	
Sept 11	@	Jax	L	S	6	67	11.2	30	0
Sept 18		Bal	W	S	7	99	14.1	42	0
Sept 25		Den	W	S	8	92	11.5	22	1
Oct 2	@	Cle	W	S	2	62	31.0	57	0
Oct 9	@	Pit	L	S	5	69	13.8	25	0
Oct 23		Hou	L	S	1	10	10.0	10	0
Oct 30		Ind	W	S	4	34	8.5	14t	1
Nov 6		Cin	L	S	3	28	9.3	13	0
Nov 13	@	Car	W	S	3	40	13.3	15	0
Nov 20	@	Atl	L	p	9	115	12.8	40t	2
Nov 27		TB	W	S	1	12	12.0	12	0
Dec 4	@	Buf	W	S	4	40	10.0	12	0
Dec 11		NO	L	S	6	130	21.7	40t	1
Dec 18	@	Ind	L	S	7	62	8.9	15	1
Dec 24		Jax	W	S	4	71	17.8	26	0
Jan 1	@	Hou	W	S	4	92	23.0	55	1
<b>Totals</b>			<b>9-7</b>	<b>16/15</b>	<b>74</b>	<b>1023</b>	<b>13.8</b>	<b>57</b>	<b>7</b>

2012 Tennessee Titans

Date	Opp.	W/L	P/S	No	Yds	Avg	Lg	TD	
Sept 9		NE	L	p	2	53	26.5	29t	1
Sept 16	@	SD	L	p	2	20	10.0	16	0
Sept 23		Det	W	S	3	112	37.3	71t	1
Sept 30	@	Hou	L	S	3	43	14.3	25	0
Oct 7	@	Min	L	S	4	46	11.5	17	0
Oct 11		Pit	W	S	3	57	19.0	25	0
Oct 21	@	Buf	W	S	6	43	7.2	17	1
Oct 28		Ind	L	S	5	69	13.8	29	0
Nov 4		Chi	L	S	2	35	17.5	30t	1
Nov 11	@	Mia	W	S	1	5	5.0	5	0
Nov 25	@	Jax	L	S	4	54	13.5	21	0
Dec 2		Hou	L	S	3	96	32.0	49	0
Dec 9	@	Ind	L	S	1	15	15.0	15	0
Dec 17		NYJ	W	S	4	62	15.5	30	0
Dec 23	@	GB	L	S	2	15	7.5	8	0
Dec 30		Jax	W	S	1	21	21.0	21	0
<b>Totals</b>			<b>6-10</b>	<b>16/14</b>	<b>46</b>	<b>746</b>	<b>16.2</b>	<b>71t</b>	<b>4</b>

## NATE WASHINGTON'S NFL STATISTICS

### REGULAR SEASON

Year	Team	REGULAR SEASON		RECEIVING					RUSHING				
		GP	GS	No	Yds	Avg	Lg	TD	Att	Yds	Avg	Lg	TD
2005	Pittsburgh	1	0	0	0	-	-	0	0	0	-	-	0
2006	Pittsburgh	16	2	35	624	17.8	49t	4	3	8	2.7	8	0
2007	Pittsburgh	16	4	29	450	15.5	40	5	1	0	0.0	0	0
2008	Pittsburgh	16	1	40	631	15.8	65t	3	5	18	3.6	8	0
2009	Tennessee	16	15	47	569	12.1	35	6	2	15	7.5	14	0
2010	Tennessee	16	15	42	687	16.4	71t	6	1	-8	-8	-8	0
2011	Tennessee	16	15	74	1,023	13.8	57	7	2	5	2.5	3t	1
2012	Tennessee	16	14	46	746	16.2	71t	4	0	0	0.0	0	0
<b>NFL Totals</b>		<b>113</b>	<b>66</b>	<b>313</b>	<b>4,730</b>	<b>15.1</b>	<b>71t</b>	<b>35</b>	<b>14</b>	<b>38</b>	<b>2.7</b>	<b>14</b>	<b>1</b>

### PLAYOFFS

Year	Team	PLAYOFFS		RECEIVING					RUSHING				
		GP	GS	No	Yds	Avg	Lg	TD	Att	Yds	Avg	Lg	TD
2005	Pittsburgh	3	0	1	13	13.0	13	0	0	0	-	-	0
2007	Pittsburgh	1	0	1	8	8.0	8	0	0	0	-	-	0
2008	Pittsburgh	3	0	7	62	8.9	18	0	1	1	1.0	1	0
<b>Playoff Totals</b>		<b>7</b>	<b>0</b>	<b>9</b>	<b>83</b>	<b>9.2</b>	<b>18</b>	<b>0</b>	<b>1</b>	<b>1</b>	<b>1.0</b>	<b>1</b>	<b>0</b>

#### Single-Game Highs

Receptions - 9 at Atlanta (11/20/11)  
 Receiving Yards - 130 vs. New Orleans (12/11/11)  
 Long Reception - 71t (Twice, last vs. Detroit 9/23/12)  
 Touchdown Receptions - 2 (Three times, last at Atlanta 11/20/11)  
 Rushing Attempts - 1 (14 times, last at Carolina 11/13/11)  
 Rushing Yards - 8 (Twice, last vs. Baltimore 9/29/08)  
 Long Rush - 14 vs. Houston (9/20/09)  
 Rushing Touchdown - 1 vs. Indianapolis (10/30/11)

#### Playoff Single-Game Highs

Receptions - 3 (Twice, last vs. Baltimore 1/18/09)  
 Receiving Yards - 30 vs. San Diego (1/11/09)  
 Long Reception - 18 vs. San Diego (1/11/09)  
 Rushing Attempts - 1 vs. Baltimore (1/18/09)  
 Rushing Yards - 1 vs. Baltimore (1/18/09)

#### Additional Statistics

Tackles - 3 (2007), 2 (2009), 3 (2010), 1 (2011), 2 (2012)  
 Forced Fumbles - 1 (2007)

80



## MARTELL WEBB

TIGHT END • 6'3" • 278 lbs • COLLEGE: MICHIGAN

ACQUIRED: FREE AGENT - 2012 • NFL EXP. (NFL/TITANS): 1/1

HOMETOWN: PONTIAC, MICH.

GAMES PLAYED/GAMES STARTED: 0/0 (PLAYOFFS: 0/0)



**PRO:** Martell Webb joined the Titans as a member of their practice squad during the latter portion of the 2012 campaign. The 6-foot-3-inch, 278-pounder was known for his physical blocking coming out of Michigan, but has the ability to make an impact in the short passing game. Prior to arriving in Tennessee, Webb spent time with the Philadelphia Eagles, N.Y. Jets, Tampa Bay Buccaneers, Arizona Cardinals and Indianapolis Colts.

### TITANS TIDBITS:

- Webb is skilled at drawing and recently started painting in his free time.

### CAREER TRANSACTIONS:

- The Pontiac, Mich., native was originally signed by the Philadelphia Eagles as an undrafted free agent on July 26, 2011.
- Released by the Eagles on Aug. 29, 2011.
- Signed to the N.Y. Jets' practice squad on Sept. 27, 2011 and was released by the Jets Oct. 4, 2011.
- Signed to the Tampa Bay Buccaneers' practice squad on Dec. 7, 2011 and was released by the Buccaneers on Dec. 19, 2011.
- Signed as a free agent with the Arizona Cardinals on Jan. 5, 2012.
- Released by the Cardinals on Aug. 31, 2012.
- Signed to the Indianapolis Colts' practice squad on Nov. 13, 2012 and was released by the Colts on Dec. 4, 2012.
- Signed to the Titans' practice squad on Dec. 11, 2012.
- Re-signed by the Titans to a future contract on Dec. 31, 2012.

### SEASON RECAPS:

**2012 (0/0 – Indianapolis; 0/0 – Tennessee):** Signed to the Colts' practice squad on Nov. 13, 2012 and was released by the team on Dec. 4, 2012. Signed to the Titans' practice squad on Dec. 11, 2012 and spent the remainder of the season with the team.

**2011 (0/0 – N.Y. Jets; 0/0 – Tampa Bay):** Signed to the N.Y. Jets' practice squad on Sept. 27, 2011 and spent a week with the team before being released. Signed to the Tampa Bay Buccaneers' practice squad on Dec. 7, 2011 and was released by the team on Dec. 19, 2011.

### COLLEGE:

- Was a four-year letterman at Michigan, playing in 38 career contests and making three career starts at tight end. Caught nine passes for 111 yards and two touchdowns. Had three career special teams tackles as a special teams contributor.
- As a senior (2010), earned fourth varsity letter after appearing in all 13 contests and making two starts. Posted five receptions for 67 yards and a

touchdown.

- As a junior (2009), played all 12 games at tight end and made one start. Caught four passes for 44 yards and one touchdown. Hauled in first career score on a 28-yard pass against Delaware State.
- As a sophomore (2008), appeared in three games primarily on special teams.
- As a freshman (2007), played in 10 games and assisted on three special teams tackles.

### PERSONAL:

- Attended Northern (Pontiac, Mich.) High School and caught 65 passes for 1,362 yards and scored 25 touchdowns during career. Returned 11 career punts for 301 yards. Tallied 25 career total tackles and 4.5 career sacks from the linebacker position.
- Selected to the USA Today All-USA second team as a tight end/wide receiver and was a PrepStar Magazine All-American.
- As a senior, made 31 catches for 862 yards and scored 12 touchdowns. Had 11 punt returns for 301 yards. Contributed 24 tackles, 4.5 sacks and 11 assisted tackles on defense.
- As a junior, posted 500 yard receiving and seven touchdowns.
- Also played basketball in high school and attended the Adidas Basketball Camp in Atlanta.
- Follow Webb on Twitter @WorldWideWebb80.
- Born Martell Thompson Webb on Nov. 10, 1989 in Pontiac, Mich.

## MARTELL WEBB'S NFL STATISTICS

REGULAR SEASON		RECEIVING							RUSHING				
Year	Team	GP	GS	No	Yds	Avg	Lg	TD	Att	Yds	Avg	Lg	TD
2011	NYJ/TB	0	0				Practice Squad						
2012	IND/TEN	0	0				Practice Squad						
<b>NFL Totals</b>		<b>0</b>	<b>0</b>	<b>0</b>	<b>0</b>	<b>-</b>	<b>0</b>	<b>0</b>	<b>0</b>	<b>0</b>	<b>-</b>	<b>0</b>	<b>0</b>

17



## DAMIAN WILLIAMS

WIDE RECEIVER • 6'3" • 193 lbs • COLLEGE: SOUTHERN CAL  
 ACQUIRED: 3RD ROUND - 2010 • NFL EXP. (NFL/TITANS): 4/4  
 HOMETOWN: SPRINGDALE, ARK.  
 GAMES PLAYED/GAMES STARTED: 44/16 (PLAYOFFS: 0/0)



**PRO:** Damian Williams is a talented and versatile member of the Titans offense coming off a 30-catch campaign in 2012. The Titans used their first of two third-round selections in the 2010 NFL Draft on the rangy Southern California wide receiver and punt returner. Then, as a rookie, he gained valuable experience in 16 games and notched 16 receptions. In 2011, he finished second on the team in touchdown receptions (five), third in receiving yards (592) and fifth in receptions (45). His crisp route-running ability and soft hands make him a reliable target in the passing game. Williams declared for the NFL Draft early after spending his freshman campaign with the Arkansas Razorbacks and the next two seasons with USC.

### CAREER HIGHLIGHTS:

- In 2011, Williams ranked second on the squad with five touchdown receptions. He totaled 45 catches for 592 yards.
- At Carolina on Nov. 13, 2011, Williams notched his first career 100-yard game, totaling 107 yards and a touchdown on five receptions.
- During his rookie season in 2010, Williams played in every game and recorded 219 yards on 16 receptions.
- At Dallas on Oct. 10, 2010, he notched his first career reception on a 23-yard pass from Vince Young.
- At USC in 2009, he recorded 70 receptions for 1,010 yards (14.4 avg.) and six touchdowns for a conference-leading average of 84.2 receiving yards per game.

### TITANS TIDBITS:

- During the 2012 and 2013 offseasons, Williams made mission trips Guatemala. Each trip he spent a week helping build houses, distributing essentials to the locals and teaching young children at schools. Williams said the goodwill visits were eye-opening, life-changing events.
- During the 2013 offseason, Williams trained in Arlington, Texas, with a group of athletes that included Olympic gold medalist Usain Bolt.
- Williams founded a campus Bible study group known as Generate USC along with longtime teammate Mitch Mustain at Southern Cal. The group evolved to 85 people per week and Williams then passed the leadership torch to current USC quarterback Matt Barkley.

### CAREER TRANSACTIONS:

- The Springdale, Ark., native was selected by the Titans with their first of two picks in the third round (77th overall) of the 2010 NFL Draft.

### SEASON RECAPS:

**2012 (13/2):** Played in 13 games with two starts at wide receiver and collected 30 receptions for 324 yards. Was inactive in three of the final four games with an injury. Led or tied for the team lead in receptions three times in 2012 (at SD, at MIA, at GB).

- Against New England (9/9), started at wide receiver and caught five passes for 33 yards. Converted a third-and-10 with a 10-yard catch late in the third stanza.
- At San Diego (9/16), started at wide receiver and led the team with four receptions for 45 yards. Hauled in a 16-yard reception during the Titans' first scoring drive in the second quarter.
- Against Detroit (9/23), played as a reserve at wide receiver and hauled in two catches for 20 yards. Kept the Titans' game-winning drive alive with a 13-yard reception on third-and-10 in overtime.
- At Buffalo (10/21), played as a reserve at wide receiver and caught three passes for 38 yards. Extended the Titans' third touchdown drive with a 19-yard catch on third-and-nine in the second quarter.
- At Miami (11/11), played as a reserve at wide receiver and tied for the

team lead with two catches for 31 yards.

- At Jacksonville (11/25), saw action as a reserve at wide receiver and grabbed two receptions for 46 yards. Hauled in a 27-yard reception during the Titans' scoring drive in the third quarter.
- At Green Bay (12/23), played as a reserve at wide receiver and led the team with three receptions for 39 yards. Hauled in a 20-yard catch on third-and-nine in the second quarter.

**2011 (15/13):** Played in 15 games with 13 starts and finished second on the squad with five receiving touchdowns. Ranked fifth on the team with 45 receptions and his 592 receiving yards made up the third-best total on the squad. Led or tied for the team lead in receptions four times in 2011 (at PIT, at CAR, at BUF, vs. JAX). Led the team in receiving yards three times in 2011 (vs. IND, at CAR, at BUF). Snared his first career NFL touchdown reception on a four-yard pass from Matt Hasselbeck at Cleveland (10/2/11). Posted his first career 100-yard receiving game with a career-best 107 receiving yards at Carolina (11/13/11). Notched a career-high eight receptions against Jacksonville (12/24/11). Posted a career-long 54-yard reception against New Orleans (12/11/11).

- Against Baltimore (9/18), was inactive.
- At Cleveland (10/2), started at wide receiver and collected his first career NFL touchdown reception. Hauled in a four-yard touchdown pass to give the Titans a 21-6 lead with 33 seconds left to play in the first half.
- At Pittsburgh (10/9), started at wide receiver and tied for the team lead with six receptions for 66 yards with a touchdown. Got open in the left corner of the end zone and hauled in a 19-yard touchdown pass on third-and-19 in the fourth quarter.
- Against Indianapolis (10/30), started at wide receiver and led the team with 60 receiving yards on four catches. Kept the Titans' first scoring drive alive with a 27-yard grab down the left sideline on third-and-three in the first quarter. Extended the Titans' final touchdown drive with a five-yard catch on third-and-five in the fourth quarter.
- Against Cincinnati (11/6), started at wide receiver and grabbed four passes for 34 yards with a touchdown. Gave the Titans a 10-7 lead with an eight-yard touchdown reception in the back of the end zone in the second quarter.
- At Carolina (11/13), started at wide receiver and led the team with five receptions for a career-best 107 yards with a touchdown. Gave the Titans a 14-0 lead by hauling in a short pass from Matt Hasselbeck and eluding defenders on his way to a 43-yard touchdown with 5:45 left to play in the first quarter. Kickstarted the Titans' scoring drive in the third quarter with an acrobatic 40-yard reception down the left sideline. Extended the Titans' final touchdown drive with a six-yard catch on third-and-three in the final quarter.
- Against Tampa Bay (11/27), started at wide receiver and grabbed three receptions for 33 yards, including the game-winning touchdown catch. Extended a Titans' scoring drive with a 20-yard bubble screen on third-and-17 in the second quarter. Got open in the back of the endzone and hauled in the game-winning two-yard touchdown pass with 3:01 remaining in the fourth quarter.
- At Buffalo (12/4), started at wide receiver tied for the team lead with four receptions for a team-best 62 receiving yards. Extended the Titans' scoring drive in the fourth quarter by hauling in an 18-yard catch on third-and-10.
- Against New Orleans (12/11), started at wide receiver and hauled in two receptions for 62 yards. Helped set up the Titans' first touchdown by hauling in a career-long 54-yard catch-and-run reception down to the Saints' six-yard line in the third quarter.
- Against Jacksonville (12/24), started at wide receiver and collected a career-high eight receptions for 83 yards. Made an acrobatic 48-yard

reception down the seam in the fourth quarter.

- At Houston (1/1), started at wide receiver and hauled in two receptions for 21 yards before leaving the game in the first quarter with an injury.

**2010 (16/1):** Appeared in all 16 games with one start at wide receiver and collected 16 receptions for 219 yards. Tied for the team lead in receptions once in 2010 (at JAX).

- At Dallas (10/10), hauled in two receptions for 30 yards. Collected his first career catch with a 23-yard reception in the first quarter.
- At Jacksonville (10/18), tied for the team lead with four receptions for 48 yards. Hauled in a 20-yard pass on third-and-12 in the first quarter.
- Against Philadelphia (10/24), made his first career NFL start at wide receiver and registered three catches for 25 yards. Hauled in a 16-yard reception on third-and-three in the second quarter.
- At San Diego (10/31), collected two receptions for 43 receiving yards, including a 26-yard reception from Vince Young in the second quarter and a 17-yard reception on third-and-six late in the fourth quarter.
- Against Houston (12/19), extended the Titans' first scoring drive with a season-long 39-yard reception down the left sideline on fourth-and-eight in the first quarter.

#### COLLEGE:

- In three collegiate seasons, Williams started 25 of 38 games and caught 147 passes for 2,114 yards (14.4 avg.) with 17 touchdowns. He began his career at Arkansas where he was named to the Freshman All-Southeastern Conference first team. Williams then transferred to Southern Cal following his freshman campaign and appeared in 26 games with 20 starts over two seasons, amassing 128 receptions for 1,879 yards (14.7 avg.) with 15 touchdowns for the Trojans. Williams was also a prolific punt returner bringing back 25 punts for 339 yards and two touchdowns.
- As a junior (2009), selected third-team All-American as an all-purpose athlete by The NFL Draft Report, while earning All-Pac 10 Conference first team honors as a receiver and punt returner. Also was a recipient of the College Football Performance National Punt Returner of the Year Award, and was voted USC's MVP by his teammates. Williams, a team captain, enjoyed his most successful campaign as a junior, recording 70 receptions for 1,010 yards (14.4 avg.) and six touchdowns, while leading the conference with an average of 84.2 receiving yards per game. He returned 24 punts for 340 yards and two touchdowns and his punt return average of 14.2 yards led the conference and ranked third nationally.
- In 2008, as a sophomore saw action in 13 games with nine starts and led the Trojans with 58 receptions for 869 yards (15.0 avg.) and nine touchdowns. Earned College Football News Sophomore All-American honorable mention, USC's John McKay Award, as well as All-Pac 10 Conference honorable mention.
- In 2007 season, transferred to Southern California in the spring of 2007 from Arkansas, but was forced to sit out the 2007 season under NCAA transfer rules.
- As a freshman (2006), was named to The Sporting News Freshman

All-American third-team and Freshman All-Southeastern Conference first-team. Started five of the 13 games he appeared in at Arkansas, catching 19 passes for 235 yards (12.4 avg.) with two touchdowns.

- Majored in Sociology at Southern Cal.

#### PERSONAL:

- Single and splits time between Nashville and Springdale, Ark.
- Attended Springdale High School (Springdale, Ark.), playing football for head coach Gus Malzahn. Helped Springdale to a 14-0 record in 2005 on the way to an Arkansas state championship title and a No. 2 national ranking.
- As a senior in 2005, caught 63 passes for 1,495 yards (23.7 avg.) with 24 touchdowns, ran for 463 yards on 31 carries (14.9 avg.) with 12 scores. Also had eight kickoff returns for 254 yards (31.8 avg.), including a pair of touchdowns. Defensively, made 25 tackles and three interceptions, returning one for a score.
- As a junior in 2004, he earned All-State honors as he caught 31 passes for 545 yards (17.6 avg.) with four touchdowns, rushed for 137 yards on 19 carries (7.2 avg.) with two scores, returned two kickoffs for 116 yards (58.0 avg.) and averaged 13.1 yards on as a punt returner.
- Also starred in baseball, where he helped his team to the Class 5-A-West title as a sophomore.
- Follow Williams on Twitter at @dwillone7.
- List of favorites: (movie) "Life"; (TV show) "CSI"; (actor) Will Smith; (music artist) Jay-Z.; (school subject) Math; (video game) NBA2K; (food) sushi; (sports hero) Charles Woodson; and (sports team as a child) Denver Nuggets, Dallas Cowboys, Atlanta Braves.
- Born Damian Lamar Williams on May 26, 1988 in Dallas, Texas.

## DAMIAN WILLIAMS' GAME-BY-GAME

2010 Tennessee Titans				RECEIVING																		
Date	Opp.	W/L	P/S	No	Yds	Avg	Lg	TD														
Sept 12	Oak	W	p	0	0	-	0	0	Nov 13	@	Car	W	S	5	107	21.4	43t	1				
Sept 19	Pit	L	p	0	0	-	0	0	Nov 20	@	Atl	L	S	1	16	16.0	16	0				
Sept 26	@ NYG	W	p	0	0	-	0	0	Nov 27		TB	W	S	3	33	11.0	20	1				
Oct 3	Den	L	p	0	0	-	0	0	Dec 4	@	Buf	W	S	4	62	15.5	18	0				
Oct 10	@ Dal	W	p	2	30	15.0	23	0	Dec 11		NO	L	S	2	62	31.0	54	0				
Oct 18	@ Jax	W	p	4	48	12.0	20	0	Dec 18	@	Ind	L	S	2	15	7.5	9	0				
Oct 24	Phi	W	S	3	25	8.3	16	0	Dec 24		Jax	W	S	8	83	10.4	48	0				
Oct 31	@ SD	L	p	2	43	21.5	26	0	Jan 1	@	Hou	W	S	2	21	10.5	11	0				
Nov 14	@ Mia	L	p	0	0	-	0	0	<b>Totals</b>					<b>9-7</b>	<b>15/13</b>	<b>45</b>	<b>592</b>	<b>13.2</b>	<b>54</b>	<b>5</b>		
Nov 21	Was	L	p	0	0	-	0	0														
Nov 28	@ Hou	L	p	0	0	-	0	0	2012 Tennessee Titans				RECEIVING									
Dec 5	Jax	L	p	0	0	-	0	0	Date	Opp.	W/L	P/S	No	Yds	Avg	Lg	TD					
Dec 9	Ind	L	p	0	0	-	0	0	Sept 9		NE	L	S	5	33	6.6	12	0				
Dec 19	Hou	W	p	1	39	39.0	39	0	Sept 16	@	SD	L	S	4	45	11.3	18	0				
Dec 26	@ KC	L	p	1	10	10.0	10	0	Sept 23		Det	W	p	2	20	10.0	13	0				
Jan 2	@ Ind	L	p	3	24	8.0	12	0	Sept 30	@	Hou	L	p	1	6	6.0	6	0				
<b>Totals</b>	<b>6-10</b>	<b>16/1</b>		<b>16</b>	<b>219</b>	<b>13.7</b>	<b>39</b>	<b>0</b>	Oct 7	@	Min	L	p	1	9	9.0	9	0				
2011 Tennessee Titans				RECEIVING									Oct 11	@	Buf	W	p	3	38	12.7	19	0
Date	Opp.	W/L	P/S	No	Yds	Avg	Lg	TD	Oct 21		Ind	L	p	1	0	0.0	0	0				
Sept 11	@ Jax	L	p	1	5	5.0	5	0	Nov 4		Chi	L	p	2	19	9.5	19	0				
Sept 18	Bal	W	IA						Nov 11	@	Mia	W	p	2	31	15.5	16	0				
Sept 25	Den	W	p	1	19	19.0	19	0	Nov 25	@	Jax	L	p	2	46	23.0	27	0				
Oct 2	@ Cle	W	S	1	4	4.0	4t	1	Dec 2		Hou	L	p	2	24	12.0	18	0				
Oct 9	@ Pit	L	S	6	66	11.0	19t	1	Dec 9	@	Ind	L	IA									
Oct 23	Hou	L	S	1	5	5.0	5	0	Dec 17		NYJ	W	IA									
Oct 30	Ind	W	S	4	60	15.0	27	0	Dec 23	@	GB	L	p	3	39	13.0	20	0				
Nov 6	Cin	L	S	4	34	8.5	10	1	Dec 30		Jax	W	IA									
									<b>Totals</b>		<b>6-10</b>	<b>13/2</b>	<b>30</b>	<b>324</b>	<b>10.8</b>	<b>27</b>	<b>0</b>					

## DAMIAN WILLIAMS' NFL STATISTICS

Year	Team	GP	GS	RECEIVING					RUSHING				
				No	Yds	Avg	Lg	TD	Att	Yds	Avg	Lg	TD
2010	Tennessee	16	1	16	219	13.7	39	0	1	5	5.0	5	0
2011	Tennessee	15	13	45	592	13.2	54	5	0	0	0.0	0	0
2012	Tennessee	13	2	30	324	10.8	27	0	0	0	0.0	0	0
<b>NFL Totals</b>		<b>44</b>	<b>16</b>	<b>91</b>	<b>1,135</b>	<b>12.5</b>	<b>54</b>	<b>5</b>	<b>1</b>	<b>5</b>	<b>5.0</b>	<b>5</b>	<b>0</b>

### Single-Game Highs

Receptions - 8 vs. Jacksonville (12/24/11)  
 Receiving yards - 107 at Carolina (11/13/11)  
 Long Reception - 54 vs. New Orleans (12/11/11)  
 Touchdowns - 1 (Five times, last vs. Tampa Bay 11/27/11)

Rushing Attempts - 1 at Indianapolis (1/2/11)  
 Rushing Yards - 5 at Indianapolis (1/2/11)  
 Long Rush - 5 at Indianapolis (1/2/11)

### Additional Statistics

Special Teams Tackles - 4 (2010)



21



## GEORGE WILSON

SAFETY • 6'0" • 210 lbs • COLLEGE: ARKANSAS  
 ACQUIRED: FREE AGENT - 2013 • NFL EXP. (NFL/TITANS): 8/1  
 HOMETOWN: PADUCAH, KY.  
 GAMES PLAYED/GAMES STARTED: 92/55 (PLAYOFFS: 0/0)



**PRO:** George Wilson was signed by the Titans as a free agent on March 1, 2013. The 6-foot, 210-pound safety brings veteran leadership and experience to the Titans' secondary. Prior to joining the Titans, the former Arkansas product spent his first seven seasons as a member of the Buffalo Bills and was a team captain for each of his final five seasons with the club. Wilson entered the NFL as wide receiver before switching to safety at the start of the 2007 season.

### CAREER HIGHLIGHTS:

- Wilson was voted a team captain for five consecutive seasons (2008-12) with the Buffalo Bills.
- In 2011, Wilson started 13 games at safety and posted a career-high 104 tackles, four interceptions, two forced fumbles, a fumble recovery and a quarterback pressure.
- In 2009, Wilson saw action in all 16 games with 12 starts and posted 91 tackles, two sacks, four interceptions, two quarterback pressures, a forced fumble and six passes defended.
- In 2007, made the full-time transition from wide receiver to safety and appeared in 12 games. He recorded 41 tackles, two defensive touchdowns, two interceptions, a fumble recovery and three passes defended.

### TITANS TIDBITS:

- Wilson was named Buffalo Bills Walter Payton Man of the Year in 2009 and 2011.
- Wilson entered the NFL as a rookie free agent wide receiver in 2004 and switched to safety in 2007.
- Wilson made his acting debut, appearing in Mary J. Blige's music video "Hood Love" as the lead male and Blige's love interest.
- Wilson hosts an annual charity bowling event and an annual football and cheer camp in his hometown of Paducah, Ky.

### CAREER TRANSACTIONS:

- The Paducah, Ky., native was originally signed by the Detroit Lions as an undrafted free agent on April 30, 2004.
- Released by the Lions on Sept. 5, 2004 and signed to the team's practice squad on Sept. 14, 2004.
- Released from the Lions' practice squad on Oct. 12, 2004.
- Signed to the Buffalo Bills' practice squad on Oct. 18, 2004.
- Released from the Bills' practice squad on Dec. 8, 2004 and re-signed to the Buffalo practice squad on Dec. 19, 2004.
- Released from the Bills' practice squad on Dec. 22, 2004 and re-signed to the Buffalo practice squad on Dec. 29, 2004.
- Released from the Bills' practice squad on Dec. 31, 2004.
- Signed by the Bills as a free agent on Jan. 6, 2005.
- Released by the Bills on Sept. 2, 2006 and signed to the team's practice squad a day later.
- Signed by the Bills from their practice squad to the active roster on Dec. 29, 2006.
- Released by the Bills on Feb. 11, 2013.
- Signed by the Titans as a free agent on March 1, 2013.

### SEASON RECAPS:

**2012 (16/16 - Buffalo):** Started all 16 games, tallying 98 tackles and five pass deflections. Selected as a team captain for the fifth straight year. Added six special teams tackles on coverage units.

- At Cleveland (9/23), led Bills defensive backs with six tackles and added one special teams tackle.
- Against New England (9/30), led Bills defensive backs with 10 tackles.
- Against Tennessee (10/21), led defensive backs with eight tackles and

added a pass defended.

- At Indianapolis (11/25), made his 50th career start and totaled three tackles and added one special teams tackle.
- At Miami (12/23), led the team with nine tackles and had a team-high two special teams tackles.

**2011 (13/13 - Buffalo):** Appeared in and started 13 games at safety and posted a career-high 104 tackles, four interceptions, two forced fumbles, a fumble recovery and a quarterback pressure. Elected team captain for fourth consecutive season. Was inactive for three games with a neck injury.

- At Kansas City (9/11), collected five tackles including a tackle for loss. Forced a Jamaal Charles fumble in the second quarter. The turnover was converted to a Bills field goal to give team 20-0 lead. It was his second career forced fumble.
- Against New England (9/25), totaled 10 tackles and posted an interception in the fourth quarter that led to Buffalo tying the game at 24.
- At Cincinnati (10/2), posted a game-high 12 tackles. Made his 30th career start and recorded his 10th career interception in the second quarter. The turnover led to a Fred Jackson touchdown run.
- Against Philadelphia (10/9), produced a team-high 11 tackles (nine in the first half) including one tackle for loss. Posted three passes defended. Recorded the second of Buffalo's four interceptions of Michael Vick, posting an interception in his third consecutive game.
- Against Washington (10/30), recorded his fourth interception of the season and added nine tackles.
- Against Miami (12/18), totaled seven tackles and recorded a fumble recovery in the first quarter. Takeaway led to a CJ Spiller touchdown run. Recovered an onside kick in fourth quarter that led to a Bills field goal.
- At New England (1/1), totaled 10 tackles and a forced fumble. Converted a fake punt for a six-yard rush and first down. Play helped set-up team's first touchdown.

**2010 (16/2 - Buffalo):** Appeared in all 16 games with two starts and compiled 17 tackles and two interceptions. Talled 18 special teams tackles on coverage units. Was voted team captain for the third consecutive season.

- Against Miami (9/12), earned the start at free safety. Made five defensive tackles and added one special teams tackle.
- At Baltimore (10/24), played in his 50th career game and tied for the team-lead with two special teams tackles. Also added a fumble recovery on special teams.
- At Cincinnati (11/21), halted potential Bengals' scoring drive with an interception in the end zone at 3:11 in the third quarter and returned it 56 yards. Added three tackles and two passes defended.
- At Miami (12/19), recorded Buffalo's only interception and the offense converted turnover to the team's first touchdown.

**2009 (16/12 - Buffalo):** Appeared in all 16 games with 12 starts and posted 91 tackles, two sacks, four interceptions, two quarterback pressures, a forced fumble and six passes defended. Notched 12 special teams tackles on coverage units.

- At Miami (10/4), made first start of the season and led the team with two sacks. Also posted his first forced fumble of his career on one of the sacks and totaled five defensive tackles. Also led the team with three special teams tackles.
- At N.Y. Jets (10/18), had a very active day in the secondary with an interception (first of the season), six tackles, a tackle for loss, a pass defended and three special teams tackles.
- At Carolina (10/25), set a career-high and led Bills defensive backs with

10 tackles. Added an interception, a tackle for loss and a pass defended.

- Against Houston (11/1), posted a career-high 15 tackles and added a quarterback hit.
- At Jacksonville (11/22), posted an interception and added four solo tackles and a pass defended.
- At Kansas City (12/13), registered Buffalo's fourth interception of the game on the final play of the game. Added five tackles including one tackle for loss, a quarterback hit, and a pass defended.

**2008 (16/3 - Buffalo):** Played in all 16 games for first time in career and finished third on team with 15 special teams tackles. Collected 11 tackles, 1.5 sacks, a quarterback pressure and two fumble recoveries. Was voted as a special teams captain prior to the season.

- At New England (11/9), recorded a half-sack and a fumble recovery. Shared a sack of Matt Cassel with Marcus Stroud. The play marked his first career participation in a sack. Also recovered the fumble forced by Stroud on the same play, marking his second career fumble recovery.
- At Kansas City (11/23), had season-high four tackles, including one for a loss of five yards, a sack, and a fumble recovery, starting in place of an injured Donte Whitner.

**2007 (12/9 - Buffalo):** Made the full-time transition from wide receiver to safety and played in 12 games, making a career-high nine starts. Recorded 41 tackles, two defensive touchdowns, two interceptions, a fumble recovery and three passes defended. Was placed on injured reserve on Dec. 14, 2007.

- Against Dallas (10/8), in first career start at free safety posted first career interception and returned the ball 25 yards for a touchdown. Became the first Bills player to return their first interception for a score since 2004 (Pat Williams).
- At N.Y. Jets (10/28), notched his second interception of the season and of his career off Kellen Clemens in the end zone as time expired.
- Against Cincinnati (11/4), posted a then career-high eight tackles.
- Against Miami (12/9), scored his second career touchdown on his first career fumble recovery, returning the loose ball 20 yards for a score.

**2006 (0/0 - Buffalo):** Spent the first 15 games of the season on the Bills' practice squad. Was promoted to the 53-man roster for the final game and was inactive at Baltimore (12/31).

**2005 (3/0 - Buffalo):** Played in three of the first four games of the season and saw action primarily on special teams, finishing the year with two special teams tackles.

- Against Houston (9/11), saw action in his first NFL game and played primarily on special teams and recorded a tackle.
- Against Atlanta (9/25), saw action at wide receiver and on special teams.
- At New Orleans (10/2), posted one tackle on special teams.

**2004 (0/0 - Detroit; 0/0 - Buffalo):** Was waived by Detroit following his rookie training camp and subsequently spent a month on the Lions' practice squad. Was released by the Lions and signed to Buffalo's practice squad where he spent the remainder of his rookie campaign.

#### COLLEGE:

- Three-year starter who overcame injury problems earlier in his career to become the Arkansas' top possession-type receiver. In 44 games, hauled in 144 career receptions for 2,151 yards (14.9 avg.) and 16 touchdowns.
- Finished career with at least one reception in 38 of his final 40 games, including all of the 2003 season.
- At the time, was only the 16th player in school history to gain over 1,000 yards receiving in a career.
- In 2003, led team in receiving for second-straight year with 50 receptions for 900 yards (18.0 avg.) and six touchdowns. Had four 100-yard receiving games in 2003, including a career-high 172 yards on nine receptions and a touchdown in team's 71-63 overtime win over Kentucky.
- In 2002, led the team with 49 catches for 626 yards and a career-high seven touchdowns, starting 11 of 14 games.
- Graduated with a degree in business management from Arkansas.

#### PERSONAL:

- Has a son, George Wilson III.
- Was a two-time all-state receiver and was an honorable mention All-American as a senior at Tilghman (Paducah, Ky.) High School.
- Collected 81 catches for 1,723 yards and 24 touchdowns during his

career.

- Played in the Kentucky-Tennessee All-Star Game and was a finalist for the Kentucky Male Athlete of the Year award.
- Was named All-State in basketball as well and also lettered in baseball and track.
- At Arkansas was a member of the 2001-02 and 2002-03 Lon Farrell Academic Honor Rolls and was involved in Fayetteville's community outreach project, spending his spare time speaking and reading at elementary schools.
- Born George Eugene Wilson, Jr. on March 14, 1981 in Paducah, Ky.

## GEORGE WILSON'S GAME-BY-GAME

### 2007 Buffalo Bills

Date	Opp	W/L	P/S	Tot	Solo	Asst	Sk	- Yds	QBP	TFL	Int - Yds	-TD	PD	FF	FR - Yds	SpT			
Sept 9	Den	IA																	
Sept 16	@ Pit	p		0	0	0	0.0	0.0	0	NA	0	0	0	0	0	0			
Sept 23	@ NE	p		0	0	0	0.0	0.0	0	NA	0	0	0	0	0	0			
Sept 30	NYJ	p		0	0	0	0.0	0.0	0	NA	0	0	0	0	0	0			
Oct 8	Dal	S		6	4	2	0.0	0.0	0	NA	1	25	1	1	0	0			
Oct 21	Bal	S		4	4	0	0.0	0.0	0	NA	0	0	0	0	0	0			
Oct 28	@ NYJ	S		6	5	1	0.0	0.0	0	NA	1	0	0	3	0	0			
Nov 4	Cin	S		8	6	2	0.0	0.0	0	NA	0	0	0	1	0	0			
Nov 11	@ Mia	S		6	5	1	0.0	0.0	0	NA	0	0	0	0	0	0			
Nov 18	NE	S		5	3	2	0.0	0.0	0	NA	0	0	0	0	0	0			
Nov 25	@ Jax	S		3	1	2	0.0	0.0	0	NA	0	0	0	0	0	0			
Dec 2	@ Was	S		2	1	1	0.0	0.0	0	NA	0	0	0	0	0	0			
Dec 9	Mia	S		1	1	0	0.0	0.0	0	NA	0	0	0	0	1	20			
Dec 16	@ Cle			Placed on injured reserve on Dec. 14, 2007															
Dec 23	NYG																		
Dec 30	@ Phi																		
<b>Totals</b>				<b>12/9</b>	<b>41</b>	<b>30</b>	<b>11</b>	<b>0.0</b>	<b>0.0</b>	<b>0</b>	<b>NA</b>	<b>2</b>	<b>25</b>	<b>1</b>	<b>5</b>	<b>0</b>	<b>1</b>	<b>20</b>	<b>2</b>

### 2010 Buffalo Bills

Date	Opp	W/L	P/S	Tot	Solo	Asst	Sk	- Yds	QBP	TFL	Int - Yds	-TD	PD	FF	FR - Yds	SpT			
Sept 12	Mia	S		5	4	1	0.0	0.0	0	0	0	0	0	0	0	0			
Sept 19	@ GB	p		0	0	0	0.0	0.0	0	0	0	0	0	0	0	0			
Sept 26	@ NE	p		0	0	0	0.0	0.0	0	0	0	0	0	0	0	0			
Oct 3	NYJ	p		1	0	1	0.0	0.0	0	0	0	0	0	0	0	0			
Oct 10	Jax	p		0	0	0	0.0	0.0	0	0	0	0	0	0	0	0			
Oct 24	@ Bal	p		0	0	0	0.0	0.0	0	0	0	0	0	0	0	0			
Oct 31	@ KC	S		3	3	0	0.0	0.0	0	0	0	0	0	0	0	0			
Nov 7	Chi	p		0	0	0	0.0	0.0	0	0	0	0	0	0	0	0			
Nov 14	Det	p		0	0	0	0.0	0.0	0	0	0	0	0	0	0	0			
Nov 21	@ Cin	p		3	3	0	0.0	0.0	0	0	1	56	0	2	0	0			
Nov 28	Pit	p		2	1	1	0.0	0.0	0	0	0	0	0	0	0	0			
Dec 5	@ Min	p		1	1	0	0.0	0.0	0	0	0	0	0	0	0	0			
Dec 12	Cle	p		0	0	0	0.0	0.0	0	0	0	0	0	0	0	0			
Dec 19	@ Mia	p		0	0	0	0.0	0.0	0	0	1	9	0	1	0	0			
Dec 26	NE	p		2	1	1	0.0	0.0	0	0	0	0	0	0	0	0			
Jan 2	@ NYJ	p		0	0	0	0.0	0.0	0	0	0	0	0	0	0	0			
<b>Totals</b>				<b>16/2</b>	<b>17</b>	<b>13</b>	<b>4</b>	<b>0.0</b>	<b>0.0</b>	<b>0</b>	<b>0</b>	<b>2</b>	<b>65</b>	<b>0</b>	<b>3</b>	<b>0</b>	<b>0</b>	<b>0</b>	<b>18</b>

### 2008 Buffalo Bills

Date	Opp	W/L	P/S	Tot	Solo	Asst	Sk	- Yds	QBP	TFL	Int - Yds	-TD	PD	FF	FR - Yds	SpT	
Sept 7	Sea	p		0	0	0	0.0	0.0	0	NA	0	0	0	0	0	0	
Sept 14	@ Jax	p		0	0	0	0.0	0.0	0	NA	0	0	0	0	0	3	
Sept 21	Oak	p		0	0	0	0.0	0.0	0	NA	0	0	0	0	0	0	
Sept 28	@ STL	p		0	0	0	0.0	0.0	0	NA	0	0	0	0	0	3	
Oct 5	@ Ari	p		3	2	1	0.0	0.0	0	NA	0	0	0	0	0	0	
Oct 19	SD	S		1	1	0	0.0	0.0	0	NA	0	0	0	0	0	1	
Oct 26	@ Mia	p		0	0	0	0.0	0.0	0	NA	0	0	0	0	0	1	
Nov 2	NYJ	p		0	0	0	0.0	0.0	0	NA	0	0	0	0	0	0	
Nov 9	@ NE	S		2	0	2	0.0	0.0	0	NA	0	0	0	1	0	0	
Nov 17	Cle	p		1	1	0	0.0	0.0	0	NA	0	0	0	0	0	0	
Nov 23	@ KC	S		4	4	0	1.0	5.0	1	NA	0	0	0	0	1	0	
Nov 30	SF	p		0	0	0	0.0	0.0	0	NA	0	0	0	0	0	2	
Dec 7	Mia	p		0	0	0	0.0	0.0	0	NA	0	0	0	0	0	0	
Dec 14	@ NYJ	p		0	0	0	0.0	0.0	0	NA	0	0	0	0	0	2	
Dec 21	@ Den	p		0	0	0	0.0	0.0	0	NA	0	0	0	0	0	2	
Dec 28	NE	p		0	0	0	0.0	0.0	0	NA	0	0	0	0	0	0	
<b>Totals</b>				<b>16/3</b>	<b>11</b>	<b>8</b>	<b>3</b>	<b>1.5</b>	<b>5.0</b>	<b>1</b>	<b>NA</b>	<b>0</b>	<b>0</b>	<b>0</b>	<b>2</b>	<b>0</b>	<b>15</b>

### 2011 Buffalo Bills

Date	Opp	W/L	P/S	Tot	Solo	Asst	Sk	- Yds	QBP	TFL	Int - Yds	-TD	PD	FF	FR - Yds	SpT			
Sept 11	@ KC	S		5	5	0	0.0	0.0	0	1	0	0	0	1	0	0			
Sept 18	Oak	S		7	4	3	0.0	0.0	0	0	0	0	0	0	0	0			
Sept 25	NE	S		10	6	4	0.0	0.0	0	0	1	8	0	1	0	0			
Oct 2	@ Cin	S		12	8	4	0.0	0.0	0	0	1	5	0	1	0	0			
Oct 9	Phi	S		11	11	0	0.0	0.0	1	1	1	1	1	0	3	0			
Oct 16	@ NYG	S		10	7	3	0.0	0.0	0	0	0	0	0	0	0	0			
Oct 30	Was	S		9	8	1	0.0	0.0	0	0	1	12	0	1	0	0			
Nov 6	NYJ	S		5	3	2	0.0	0.0	0	0	0	0	0	0	0	0			
Nov 13	@ Dal	S		8	6	2	0.0	0.0	0	0	0	0	0	0	0	0			
Nov 20	@ Mia	IA																	
Nov 27	@ NYJ	IA																	
Dec 4	Ten	IA																	
Dec 11	@ SD	S		6	5	1	0.0	0.0	0	0	0	0	0	0	0	0			
Dec 18	Mia	S		7	4	3	0.0	0.0	0	0	0	0	0	0	1	0			
Dec 24	Den	S		4	3	1	0.0	0.0	0	0	0	0	0	0	0	0			
Jan 1	@ NE	S		10	6	4	0.0	0.0	0	0	0	0	0	1	0	0			
<b>Totals</b>				<b>13/13</b>	<b>104</b>	<b>76</b>	<b>28</b>	<b>0.0</b>	<b>0.0</b>	<b>1</b>	<b>2</b>	<b>4</b>	<b>26</b>	<b>0</b>	<b>6</b>	<b>2</b>	<b>1</b>	<b>0</b>	<b>2</b>

### 2009 Buffalo Bills

Date	Opp	W/L	P/S	Tot	Solo	Asst	Sk	- Yds	QBP	TFL	Int - Yds	-TD	PD	FF	FR - Yds	SpT			
Sept 14	@ NE	p		0	0	0	0.0	0.0	0	0	0	0	0	0	0	0			
Sept 20	TB	p		0	0	0	0.0	0.0	0	0	0	0	0	0	0	0			
Sept 27	NO	p		1	0	1	0.0	0.0	0	0	0	0	0	0	0	0			
Oct 4	@ Mia	S		5	5	0	2.0	7.0	0	0	0	0	0	1	0	0			
Oct 11	Cle	S		6	4	2	0.0	0.0	0	0	0	0	0	0	0	0			
Oct 18	@ NYJ	p		6	4	2	0.0	0.0	0	1	1	0	1	0	0	0			
Oct 25	@ Car	S		10	7	3	0.0	0.0	0	1	1	-4	0	1	0	0			
Nov 1	Hou	S		15	7	8	0.0	0.0	1	0	0	0	0	0	0	0			
Nov 15	@ Ten	S		8	6	2	0.0	0.0	0	0	0	0	1	0	0	0			
Nov 22	@ Jax	S		4	4	0	0.0	0.0	0	0	1	27	0	1	0	0			
Nov 29	Mia	S		6	4	2	0.0	0.0	0	0	0	0	0	0	0	0			
Dec 3	NYJ	S		10	8	2	0.0	0.0	0	0	0	0	0	0	0	0			
Dec 13	@ KC	S		5	4	1	0.0	0.0	1	1	1	0	1	0	0	0			
Dec 20	NE	S		7	4	3	0.0	0.0	0	0	0	0	0	0	0	0			
Dec 27	@ Atl	S		3	3	0	0.0	0.0	0	1	0	0	0	0	0	0			
Jan 3	Ind	S		5	2	3	0.0	0.0	0	0	0	0	0	0	0	0			
<b>Totals</b>				<b>16/12</b>	<b>91</b>	<b>62</b>	<b>29</b>	<b>2.0</b>	<b>7.0</b>	<b>2</b>	<b>4</b>	<b>4</b>	<b>23</b>	<b>0</b>	<b>5</b>	<b>1</b>	<b>0</b>	<b>0</b>	<b>12</b>

### 2012 Buffalo Bills

Date	Opp	W/L	P/S	Tot	Solo	Asst	Sk	- Yds	QBP	TFL	Int - Yds	-TD	PD	FF	FR - Yds	SpT
Sept 9	@ NYJ	S		5	3	2	0.0	0.0	0	0	0	0	0	0	0	0
Sept 16	KC	S		5	3	2	0.0	0.0	0	0	0	0	0	1	0	0
Sept 23	@ Cle	S		6	6	0	0.0	0.0	0	0	0	0	0	0	0	0
Sept 30	NE	S		10	9	1	0.0	0.0	0	0	0	0	0	0	0	0
Oct 7	@ SF	S		6	6	0	0.0	0.0	0	0	0	0	0	0	0	0
Oct 14	@ Ari	S		6	5	1	0.0	0.0	0	0	0	0	0	0	0	0
Oct 21	Ten	S		8	6	2	0.0	0.0	0	0	0	0	0	1	0	0
Nov 4	@ Hou	S		5	3	2	0.0	0.0	0	0	0	0	0	0	0	0
Nov 11	@ NE	S		5	2	3	0.0	0.0	0	0	0	0	0	0	0	0
Nov 15	Mia	S		6	4	2	0.0	0.0	0	0	0	0	0	0	0	0
Nov 25	@ Ind	S		3	2	1	0.0	0.0	0	0	0	0	0	0	0	0
Dec 2	Jax	S		5	3	2</										

## GEORGE WILSON'S NFL STATISTICS

REGULAR SEASON		TACKLES									INTERCEPTIONS					FUMBLES			
Year	Team	GP	GS	Tot	Solo	Asst	Sk	Yds	QBP	TFL	No	Yds	Lg	TD	PD	FF	FR	Yds	SpT
2004	DET/BUF	0	0	Practice Squad															
2005	Buffalo	3	0	0	0	0	0.0	0.0	0	NA	0	0	-	0	0	0	0	0	2
2006	Buffalo	0	0	0	0	0	0.0	0.0	0	NA	0	0	-	0	0	0	0	0	0
2007	Buffalo	12	9	41	30	11	0.0	0.0	0	NA	2	25	25t	1	5	0	1	20	2
2008	Buffalo	16	3	11	8	3	1.5	9.0	1	NA	0	0	-	0	0	0	2	0	15
2009	Buffalo	16	12	91	62	29	2.0	7.0	2	4	4	23	27	0	5	1	0	0	12
2010	Buffalo	16	2	17	13	4	0.0	0.0	0	0	2	65	56	0	3	0	0	0	18
2011	Buffalo	13	13	104	76	28	0.0	0.0	1	2	4	26	12	0	6	2	1	0	2
2012	Buffalo	16	16	98	73	25	0.0	0.0	0	0	0	0	-	0	5	0	0	0	6
<b>NFL Totals</b>		<b>92</b>	<b>55</b>	<b>362</b>	<b>262</b>	<b>100</b>	<b>3.5</b>	<b>16.0</b>	<b>4</b>	<b>6</b>	<b>12</b>	<b>139</b>	<b>56</b>	<b>1</b>	<b>24</b>	<b>3</b>	<b>4</b>	<b>20</b>	<b>57</b>

### Single-Game Highs

Tackles - 15 vs. Houston (11/1/09)  
 Interceptions - 1 (12 times, last vs. Washington 10/30/11)  
 Interception Long - 56 at Cincinnati (11/21/10)  
 Sacks - 2 at Miami (10/4/09)  
 Forced Fumbles - 1 (Three times, last at New England 1/1/12)  
 Fumble Recovery - 1 (Four times, last vs. Miami 12/18/11)

### Additional Statistics

Touchdowns - 2 (25-yard interception return vs. Dallas, 10/8/07; 20-yard fumble return vs. Miami, 12/9/07)  
 Special Teams Fumble Recovery - 1 (2010)  
 Rushing - 1 for 6 yards on fake punt (2011)  
 Kickoff Returns - 1 return for 0 yards (2007)

35



## TRACY WILSON

SAFETY • 6'2" • 203 lbs • COLLEGE: NORTHERN ILLINOIS  
 ACQUIRED: FREE AGENT - 2012 • NFL EXP. (NFL/TITANS): 2/2  
 HOMETOWN: HARVEY, ILLINOIS  
 GAMES PLAYED/GAMES STARTED: 14/0 (PLAYOFFS: 0/0)



**PRO:** Tracy Wilson is an athletic safety that excels on special teams and provides depth in the secondary. The 6-foot-2-inch, 203-pounder spent the second half of the 2012 season on the Titans active roster and appeared in nine games. He spent his rookie campaign with the N.Y. Jets after going undrafted in the 2011 NFL Supplemental Draft.

#### CAREER HIGHLIGHTS:

- In 2012, Wilson saw action as a reserve in the final nine games and posted six special teams tackles.
- As a rookie in 2011, he appeared in five games with the N.Y. Jets and collected seven special teams tackles and four stops on defense.

#### TITANS TIDBITS:

- Wilson is the co-owner of Midwest Topline Kennel in Chicago. He partnered with his brother Randall Hayes and the company has been in business for just over a year.

#### CAREER TRANSACTIONS:

- The Harvey, Ill., native was originally signed by the N.Y. Jets as rookie free agent on Aug. 24, 2011 after going undrafted in the 2011 NFL Supplemental Draft.
- Released by the Jets on Sept. 3, 2011 and was signed to the team's practice squad on Oct. 12, 2011.
- Signed by the Jets to the team's active roster from the practice squad on Nov. 28, 2011.
- Released by the Jets on Aug. 1, 2012.
- Signed by the Titans as a free agent on Aug. 8, 2012.
- Released by the Titans on Aug. 31, 2012 and signed to the team's practice squad a day later.
- Signed by the Titans to the team's active roster from the practice squad on Oct. 26, 2012.
- Released by the Titans on Oct. 30, 2012 and signed to the team's practice squad on Nov. 1, 2012.
- Signed by the Titans to the team's active roster from the practice squad on Nov. 3, 2012.

#### SEASON RECAPS:

**2012 (9/0 - Tennessee):** Played as a reserve in the final nine games and posted six special teams tackles. Spent the first seven weeks on the team's practice squad. Led or tied for the team lead in special teams tackles twice in 2012 (vs. IND, at GB).

- Against Indianapolis (10/28), led the team with two special teams tackles in his Titans debut.
- At Miami (11/11), played as a reserve on special teams and limited action at safety late in the fourth quarter.
- Against Houston (12/2), registered a special teams tackle on coverage units.
- At Green Bay (12/23), tied for the team lead with two special teams tackles. Pinned the Packers' deep in their own territory by batting Brett Kern's 54-yard punt before in reached the end zone and the ball was downed at the Green Bay two-yard line.
- Against Jacksonville (12/30), played as a reserve on special teams and collected a solo stop on coverage units.

**2011 (5/0 - N.Y. Jets):** Spent six weeks on the Jets' practice squad before being signed to the team's active roster. Appeared as a reserve in the final five games and posted four tackles on defense and seven special teams stops on coverage units.

- At Miami (1/1), saw action as a reserve at safety and tallied three tackles.

#### COLLEGE:

- Appeared in 34 games with 17 starts at safety during three playing seasons at Northern Illinois before entering the 2011 NFL Supplemental Draft following his junior campaign.
- As a junior (2010), played in eight games and started three at strong safety as a junior. Sidelined, then slowed, much of the season by a severe hamstring injury suffered in the Illinois game (9/18). Did not play at all during a five-game stretch (Sept. 25 to Oct. 23), returned for one series versus Western Michigan (10/30), then sat out the Toledo (11/9) game before returning to action for the final four games. Totaled 35 tackles, 15 solo stops, recovered two fumbles and picked off one pass.
- As a sophomore (2009), started all 13 games at safety. Led the team with 93 tackles while logging more snaps than any other NIU defender. Was NIU's leading tackler in six games, and made a career and team season high 11 tackles at Wisconsin (9/5).
- As a redshirt freshman (2008), played in all 13 games at safety, including a start and ranked fourth among defensive backs with 43 tackles, including 22 solo stops and one for loss.
- As a freshman (2007), was redshirted.

#### PERSONAL:

- Attended St. Francis DeSales (Chicago, Ill.) High School and earned honorable mention all-state honors as a senior and as a junior.
- Was named the Northwest Indiana Times 2006 Offensive Player of the Year as a quarterback. Selected to first team all-area squad following his sophomore, junior, and senior seasons and was named team MVP all three years.
- Received the team Offensive Player of the Year Award following his junior and senior seasons and was the Pioneers' Defensive Player of the Year at safety as a sophomore and junior.
- Helped lead St. Francis DeSales to their first playoff appearance in school history in 2006. Tallied 106 tackles, a pair of quarterback sacks and two interceptions as a senior while throwing for 1,825 yards and 25 touchdowns and rushing for 1,575 yards and 19 scores.
- Recorded 326 tackles, 16 sacks, five forced fumbles, four recovered fumbles, 11 interceptions, and one blocked kick in his career.
- As a quarterback, threw for 4,030 career yards with 47 touchdowns and ran for 3,565 yards and 38 touchdowns.
- Was a four-year letterwinner in football who also played basketball (four years) and baseball (two years) and was an all-league choice in hoops.
- Born Tracy Thron Wilson on Feb. 27, 1989 in Harvey, Ill.

## TRACY WILSON'S TITANS GAME-BY-GAME

**2012 Tennessee Titans**

Date	Opp	W/L	P/S	Tot	Solo	Asst	Sk	- Yds	QBP	TFL	Int	- Yds	-TD	PD	FF	FR	- Yds	SpT	
Oct 28	Ind	L	p	0	0	0	0.0	0.0	0	0	0	0	0	0	0	0	0	0	2
Nov 4	Chi	L	p	0	0	0	0.0	0.0	0	0	0	0	0	0	0	0	0	0	0
Nov 11	@ Mia	W	p	0	0	0	0.0	0.0	0	0	0	0	0	0	0	0	0	0	0
Nov 25	@ Jax	L	p	0	0	0	0.0	0.0	0	0	0	0	0	0	0	0	0	0	0

Dec 2	Hou	L	p	0	0	0	0.0	0.0	0	0	0	0	0	0	0	0	0	0	1
Dec 9	@ Ind	L	p	0	0	0	0.0	0.0	0	0	0	0	0	0	0	0	0	0	0
Dec 17	NYJ	W	p	0	0	0	0.0	0.0	0	0	0	0	0	0	0	0	0	0	0
Dec 23	@ GB	L	p	0	0	0	0.0	0.0	0	0	0	0	0	0	0	0	0	0	2
Dec 30	Jax	W	p	0	0	0	0.0	0.0	0	0	0	0	0	0	0	0	0	0	1
<b>Totals</b>				<b>3-6</b>	<b>9/0</b>	<b>0</b>	<b>0</b>	<b>0</b>	<b>0.0</b>	<b>0.0</b>	<b>0</b>	<b>0</b>	<b>0</b>	<b>0</b>	<b>0</b>	<b>0</b>	<b>0</b>	<b>0</b>	<b>6</b>

## TRACY WILSON'S NFL STATISTICS

**REGULAR SEASON**

Year	Team	REGULAR SEASON		TACKLES							INTERCEPTIONS					FUMBLES			
		GP	GS	Tot	Solo	Asst	Sk	Yds	QBP	TFL	No	Yds	Lg	TD	PD	FF	FR	Yds	SpT
2011	N.Y. Jets	5	0	4	1	3	0.0	0.0	0	0	0	0	-	0	0	0	0	0	7
2012	Tennessee	9	0	0	0	0	0.0	0.0	0	0	0	0	0	0	0	0	0	6	
<b>NFL Totals</b>		<b>14</b>	<b>0</b>	<b>4</b>	<b>1</b>	<b>3</b>	<b>0.0</b>	<b>0.0</b>	<b>0</b>	<b>0</b>	<b>0</b>	<b>0</b>	<b>0</b>	<b>0</b>	<b>0</b>	<b>0</b>	<b>0</b>	<b>13</b>	

**Single-Game Highs**

Tackles - 3 at Miami (1/1/12)

95



## KAMERION WIMBLEY

DEFENSIVE END • 6'4" • 258 lbs • COLLEGE: FLORIDA STATE  
 ACQUIRED: FREE AGENT - 2012 • NFL EXP. (NFL/TITANS): 8/2  
 HOMETOWN: WICHITA, KAN.  
 GAMES PLAYED/GAMES STARTED: 111/110 (PLAYOFFS: 0/0)



**PRO:** Eight-year pro Kamerion Wimbley is an excellent pass rusher that has played both defensive end and outside linebacker during his career. The 6-foot-4-inch, 258-pounder was signed as a free agent on March 20, 2012 to be a dynamic threat from the defensive end spot in the Titans' 4-3 scheme. Wimbley has been durable having missed just one game in his seven previous NFL seasons with the Cleveland Browns (2006-09), Oakland Raiders (2010-11) and Titans. The former 2006 first-round pick has posted 48.5 career sacks, including 22 sacks over the last three seasons.

### CAREER HIGHLIGHTS:

- In his first season with the Titans in 2012, Wimbley started all 16 games and tied for second on the team with six sacks. He also finished second on the defense with nine quarterback pressures.
- Notched a career-best four sacks of Philip Rivers at San Diego (11/10/11).
- In his first season with the Raiders in 2010, led the team with nine sacks and was named AFC Defensive Player of the Week after a three-sack performance in the regular season finale.
- In 2006, played in all 16 games and set a Browns rookie franchise record with a career-best 11 sacks. Wimbley recorded a sack in nine different games and ranked sixth in the AFC and 11th in the NFL in sacks.

### TITANS TIDBITS:

- In February 2013, Wimbley appeared on the *Rachael Ray* show in a cooking competition with New York Giants tight end Martellus Bennett and Indianapolis Colts defensive end Dwight Freeney. Wimbley won the contest, judged by former NFL player Tony Siragusa, with his andouille sausage and shrimp over grits.
- In March 2012, Wimbley competed in the American Ninja Warrior competition at Florida International University in Miami. His preliminary and regional final runs through the challenging obstacle course were shown on NBC and the G4 network.
- Wimbley counts Animal Planet as his favorite television network to watch. He is an animal lover and enjoys attending different dog shows in his free time.
- Wimbley owns a Wings & Things restaurant and two Twice as Nice barber shops in the Wichita area.

### CAREER TRANSACTIONS:

- The Wichita, Kan., native was originally selected by the Cleveland Browns in the first round (13th overall) of the 2006 NFL Draft.
- Traded by the Browns to the Oakland Raiders on March 14, 2010 for the Browns' 2010 third-round pick.
- Designated by the Raiders as the team's exclusive franchise player on Feb. 24, 2011 before reaching a long-term deal on Aug. 1, 2011.
- Released by the Raiders on March 16, 2012.
- Signed by the Titans as a free agent on March 20, 2012.

### SEASON RECAPS:

**2012 (16/16 - Tennessee):** Started all 16 games at defensive end in his first season with the Titans and tied for second on the team with six sacks, while finishing second on the squad with nine quarterback pressures. Also posted 38 tackles, including two tackles for loss and a forced fumble. Led or tied for the team lead in sacks four times (vs. NE, at BUF, vs. CHI, at JAX). Led or tied for the team lead in quarterback pressures three times (at SD, at BUF, vs. CHI). Played in his 100th career regular season game at Minnesota (10/7/12).

- Against New England (9/9), started at defensive end and collected four tackles, including a sack, in his Titans debut. Halted a Patriots' drive by

sacking Tom Brady for an eight-yard loss on third-and-four early in the second quarter.

- At Minnesota (10/7), started at defensive end in his 100th career regular season game and totaled a tackle for loss. Combined with Michael Griffin to stop Adrian Peterson for a one-yard loss on a rush off left tackle in the third quarter.
- At Buffalo (10/21), posted three tackles, including a sack, a tackle for loss and a quarterback pressure. Teamed with Derrick Morgan to stuff C.J. Spiller for a three-yard loss on a rush off right guard in the second stanza. Came off the edge and strip-sacked Ryan Fitzpatrick and the fumble was recovered by Derrick Morgan at the Buffalo 32-yard line early in the third quarter. Combined with Al Afalava to stop C.J. Spiller for no gain on a rush off left tackle in the fourth quarter.
- Against Indianapolis (10/28), tallied two tackles and a half sack. Combined with Derrick Morgan to drop Andrew Luck for a four-yard sack in the second quarter.
- At Chicago (11/4), dropped Jay Cutler for a nine-yard sack early in the second quarter.
- At Jacksonville (11/25), collected 1.5 sacks and a quarterback pressure. Came off the edge and sacked Chad Henne for a two-yard loss in the second quarter. Ended a Jaguars' drive by teaming with Zach Brown to sack Henne for a nine-yard loss on third-and-four in the third stanza.
- Against Jacksonville (12/30), recorded a sack. Combined with Derrick Morgan to sack Chad Henne for a seven-yard loss in the second quarter. Teamed with Sen'Derrick Marks to sack Chad Henne for an eight-yard loss in the fourth quarter.

**2011 (16/16 - Oakland):** Started all 16 games for the second straight season and posted 62 tackles, seven sacks for losses totaling 56 yards, three passes defended and one interception.

- Against N.Y. Jets (9/25), posted three solo tackles and one pass defended. Notched a sack for loss of nine yards.
- Against Denver (11/6), collected six solo tackles and recorded a sack for loss of 11 yards.
- At San Diego (11/10), established a career high with four sacks for losses totaling 27 yards. Posted a season-high seven solo tackles and was credited with a pass defended.
- Against Chicago (11/27), picked off a pass at the 15-yard line and returned it 73 yards to help set up a Raiders field goal. Added four solo tackles and a sack for loss of seven yards.

**2010 (16/16 - Oakland):** Started all 16 games at outside linebacker and led the team with nine sacks for 59.5 yards in losses. Added 58 tackles, one forced fumble and one pass defended. Named AFC Defensive Player of the Week after a three-sack performance in Week 17.

- At Tennessee (9/12), made his Raiders debut and recorded five tackles, including a sack for loss of 10 yards. Forced a fumble on the sack that was recovered by Raiders and led to a field goal.
- Against Seattle (10/31), posted four tackles and added 1.5 sacks for losses totaling 9.5 yards.
- At Kansas City (1/2), named AFC Defensive Player of the Week and totaled a career-high three sacks for losses totaling 21 yards. Added seven tackles.

**2009 (15/15 - Cleveland):** Started 15 games at outside linebacker and collected a career-high 68 tackles, while leading the team with 6.5 sacks. Ranked third on the team in tackles. Was inactive due to illness, missing first career game at Pittsburgh (10/18).

- At Baltimore (9/27), totaled five tackles and recorded a sack.

- Against Cincinnati (10/4), notched seven tackles and a sack.
- At Buffalo (10/11), set a career high with 11 tackles and posted a sack for the third straight game.
- At Cincinnati (11/29), posted four tackles, a forced fumble and one sack for a nine-yard loss.

**2008 (16/16 - Cleveland):** Started all 16 games for second straight season and totaled 66 tackles, four sacks, two passes defended and one interception.

- At Cincinnati (9/28), totaled three solo tackles, one sack and one forced fumble that led to a touchdown.
- At Washington (10/19), ranked second on the team with 10 tackles and had one pass defended.
- At Jacksonville (10/26), totaled six tackles. Helped limit Jaguar running backs to just 53 yards (2.7 avg.) on the ground.
- At Buffalo (11/17), totaled five tackles and recorded first career interception, picking off a first quarter pass on a deflection. Part of a defense that forced four turnovers.
- Against Houston (11/23), had four tackles, including one tackle for loss. Posted a sack for four-yard loss.
- At Philadelphia (12/15), posted three tackles and had one sack for loss of six yards.

**2007 (16/16 - Cleveland):** Started all 16 games and led team with five sacks and 20 quarterback hurries. Recorded 51 tackles, one pass defended and four forced fumbles.

- At Oakland (9/23), had five solo tackles and recorded two sacks for losses totaling 16 yards, while also forcing a fumble.
- Against Baltimore (9/30), posted two tackles and was credited with three quarterback hurries.
- Against Miami (10/14), posted four solo tackles and a sack for a six-yard loss.
- At Baltimore (11/18), totaled one tackle and recorded a sack for nine-yard loss, forcing a fumble that led to a Browns field goal.
- At N.Y. Jets (12/9), had four tackles and posted a sack for a three-yard loss, forcing a fumble.

**2006 (16/15 - Cleveland):** Played in all 16 games as a rookie, making 15 starts at outside linebacker and set a franchise record for rookies with 11 sacks for losses totaling 59.5 yards. Recorded a sack in nine different games and ranked sixth in the AFC and 11th in the NFL in sacks. His sack total ranked second among NFL rookies. Added 62 tackles, one forced fumble and three fumble recoveries.

- Against New Orleans (9/10), made his NFL debut and posted four tackles, including one tackle for loss.
- At Cincinnati (9/17), made first career start and totaled three tackles, including his first career sack for five-yard loss.
- At Oakland (10/1), totaled three tackles, including one for loss. Recorded two sacks for losses totaling 13 yards, marking first career multiple-sack game.
- Against N.Y. Jets (10/29), led the team with seven tackles and recorded a forced fumble that led to a Browns field goal.
- At San Diego (11/5), had two tackles and posted 1.5 sacks for losses totaling 12.5 yards.
- Against Tampa Bay (12/24), had eight tackles and posted two sacks for losses totaling six yards. Forced a fumble that was returned 40 yards for a touchdown.

#### COLLEGE:

- Played 49 career games at Florida State and posted 108 tackles (67 solo), 12 sacks for 85 yards, 23.5 tackles for loss, 31 quarterback pressures, three fumble recoveries, one forced fumble and eight passes defended.
- As a senior in 2005, took over the right defensive end duties and was named All-Atlantic Coast Conference second team. Started the first nine games of the season at right defensive end and totaled 26 tackles (11 solo), 7.5 sacks for losses of 56 yards, 11 tackles for a loss, 17 quarterback hurries and four passes defended. Missed two games due to a left knee sprain.
- As a junior, played in every game in 2004, starting two games at right defensive end and finishing with 27 tackles (13 solo), two sacks for 13 yards in losses, 5.5 tackles for loss and one pass defended. Part of a defensive unit that allowed only 83.1 yards per game and 2.4 yards per carry on the ground during the season.
- As a sophomore in 2003, played in every game, including one start

at right defensive end and recorded a career-high 38 tackles (30 solo) with 2.5 sacks for losses totaling 16 yards, seven tackles for loss, seven quarterback hurries, two passes defended, one forced fumble and one fumble recovery.

- One of eight true freshmen to letter for the Seminoles in 2002, playing in every game as a reserve defensive end. Recorded 17 tackles (13 solo), two recovered fumbles and one pass defended.
- Majored in social work at Florida State.

#### PERSONAL:

- Married with two daughters.
- Attended Northwest (Wichita, Kan.) High School and graduated a semester early and enrolled at Florida State in the spring of 2002.
- Competed as a linebacker, quarterback, receiver and punter in high school.
- Earned Parade Magazine All-American honors during senior season. Also garnered SuperPrep All-American honors and was ranked the No. 5 prospect in Kansas. Ranked No. 4 defensive end by Rivals.com.
- Had his high school jersey number retired.
- Born Kamerion Wimbley on Oct. 13, 1983 in Wichita, Kan.



# KAMERION WIMBLEY'S GAME-BY-GAME

### 2006 Cleveland Browns

Date	Opp	W/L	P/S	Tot Solo	Asst	Sk - Yds	QBP	TFL	Int - Yds	TD	PD	FF	FR - Yds	SpT			
Sept 10	NO	L	p	4	3	1	0.0	0.0	NA	1	0	0	0	0			
Sept 17	@ Cin	L	S	4	3	1	1.0	5.0	NA	1	0	0	0	0			
Sept 24	Bal	L	S	3	0	3	0.0	0.0	NA	0	0	0	0	0			
Oct 1	@ Oak	W	S	6	4	2	2.0	0.0	NA	1	0	0	0	0			
Oct 8	@ Car	L	S	4	3	1	0.0	0.0	NA	1	0	0	0	0			
Oct 22	Den	L	S	5	4	1	0.0	0.0	NA	1	0	0	0	0			
Oct 29	NYJ	W	S	8	6	2	0.0	0.0	NA	1	0	0	0	1			
Nov 5	@ SD	L	S	4	2	2	1.5	12.0	NA	0	0	0	0	0			
Nov 12	@ Atl	W	S	3	3	0	1.0	3.0	NA	0	0	0	0	0			
Nov 19	Pit	L	S	1	1	0	1.0	10.0	NA	0	0	0	0	0			
Nov 26	Cin	L	S	6	3	3	0.0	0.0	NA	1	0	0	0	0			
Dec 3	KC	W	S	4	2	2	1.0	4.0	NA	0	0	0	0	0			
Dec 7	@ Pit	L	S	6	3	3	0.0	0.0	NA	0	0	0	0	1			
Dec 17	@ Bal	L	S	9	7	2	0.5	3.5	NA	0	0	0	0	1			
Dec 24	TB	L	S	8	6	2	2.0	6.0	NA	0	0	0	0	1			
Dec 31	@ Hou	L	S	4	3	1	1.0	3.0	NA	1	0	0	0	0			
<b>Totals</b>			<b>4-12</b>	<b>16/15</b>	<b>79</b>	<b>53</b>	<b>26</b>	<b>11.0</b>	<b>59.5</b>	<b>NA</b>	<b>8</b>	<b>0</b>	<b>0</b>	<b>1</b>	<b>3</b>	<b>0</b>	<b>0</b>

### 2007 Cleveland Browns

Date	Opp	W/L	P/S	Tot Solo	Asst	Sk - Yds	QBP	TFL	Int - Yds	TD	PD	FF	FR - Yds	SpT			
Sept 9	Pit	L	S	2	2	0	0.0	0.0	NA	0	0	0	0	0			
Sept 16	Cin	W	S	3	3	0	0.0	0.0	NA	0	0	0	0	0			
Sept 23	@ Oak	L	S	6	6	0	2.0	16.0	NA	0	0	0	0	1			
Sept 30	Bal	W	S	4	2	2	0.0	0.0	NA	0	0	0	0	0			
Oct 7	@ NE	L	S	5	3	2	0.0	0.0	NA	0	0	0	0	0			
Oct 14	Mia	W	S	4	4	0	1.0	6.0	NA	0	0	0	0	0			
Oct 28	@ Stl	W	S	5	2	3	0.0	0.0	NA	0	0	0	0	0			
Nov 4	Sea	W	S	4	4	0	0.0	0.0	NA	0	0	0	0	0			
Nov 11	@ Pit	L	S	2	1	1	0.0	0.0	NA	0	0	0	0	0			
Nov 18	@ Bal	W	S	4	3	1	1.0	9.0	NA	0	0	0	0	1			
Nov 25	Hou	W	S	5	2	3	0.0	0.0	NA	1	0	0	0	1			
Dec 2	@ Ari	L	S	6	4	2	0.0	0.0	NA	0	0	0	0	0			
Dec 9	@ NYJ	W	S	7	4	3	1.0	3.0	NA	0	0	0	0	1			
Dec 16	Buf	W	S	8	4	4	0.0	0.0	NA	0	0	0	0	0			
Dec 23	@ Cin	L	S	1	0	1	0.0	0.0	NA	0	0	0	0	0			
Dec 30	SF	W	S	4	2	2	0.0	0.0	NA	1	0	0	0	0			
<b>Totals</b>			<b>10-6</b>	<b>16/16</b>	<b>70</b>	<b>46</b>	<b>24</b>	<b>5.0</b>	<b>34.0</b>	<b>NA</b>	<b>2</b>	<b>0</b>	<b>0</b>	<b>1</b>	<b>4</b>	<b>0</b>	<b>0</b>

### 2008 Cleveland Browns

Date	Opp	W/L	P/S	Tot Solo	Asst	Sk - Yds	QBP	TFL	Int - Yds	TD	PD	FF	FR - Yds	SpT			
Sept 7	Dal	L	S	3	3	0	0.0	0.0	NA	0	0	0	0	0			
Sept 14	Pit	L	S	3	1	2	0.0	0.0	NA	0	0	0	0	0			
Sept 21	@ Bal	L	S	3	2	1	0.0	0.0	NA	0	0	0	0	0			
Sept 28	@ Cin	W	S	6	4	2	1.0	2.0	NA	0	0	0	0	1			
Oct 13	NYG	W	S	5	0	5	0.0	0.0	NA	0	0	0	0	0			
Oct 19	@ Was	L	S	10	8	2	0.0	0.0	NA	0	0	0	0	1			
Oct 26	@ Jax	W	S	6	5	1	0.0	0.0	NA	0	0	0	0	0			
Nov 2	Bal	L	S	3	3	0	0.0	0.0	NA	0	0	0	0	0			
Nov 6	Den	L	S	5	5	0	1.0	6.0	NA	0	0	0	0	0			
Nov 17	@ Buf	W	S	8	6	2	0.0	0.0	NA	0	1	2	0	1			
Nov 23	Hou	L	S	5	4	1	1.0	4.0	NA	1	0	0	0	0			
Nov 30	Ind	L	S	5	3	2	0.0	0.0	NA	0	0	0	0	0			
Dec 7	@ Ten	L	S	4	2	2	0.0	0.0	NA	0	0	0	0	0			
Dec 15	@ Phi	L	S	6	4	2	1.0	6.0	NA	0	0	0	0	0			
Dec 21	Cin	L	S	6	5	1	0.0	0.0	NA	0	0	0	0	0			
Dec 28	@ Pit	L	S	8	6	2	0.0	0.0	NA	1	0	0	0	0			
<b>Totals</b>			<b>4-12</b>	<b>16/16</b>	<b>86</b>	<b>61</b>	<b>25</b>	<b>4.0</b>	<b>18.0</b>	<b>NA</b>	<b>2</b>	<b>1</b>	<b>2</b>	<b>0</b>	<b>2</b>	<b>1</b>	<b>0</b>

### 2009 Cleveland Browns

Date	Opp	W/L	P/S	Tot Solo	Asst	Sk - Yds	QBP	TFL	Int - Yds	TD	PD	FF	FR - Yds	SpT
Sept 13	Min	L	S	3	3	0	0.0	0.0	NA	0	0	0	0	0
Sept 20	@ Den	L	S	5	4	1	0.0	0.0	NA	0	0	0	0	0
Sept 27	@ Bal	L	S	6	6	0	1.0	9.0	NA	0	0	0	0	0
Oct 4	Cin	L	S	8	6	2	1.0	6.0	NA	0	0	0	0	0
Oct 11	@ Buf	W	S	12	6	6	1.0	8.0	NA	1	0	0	0	0
Oct 18	@ Pit	L	IA											
Oct 25	GB	L	S	4	2	2	0.0	0.0	NA	0	0	0	0	0
Nov 1	@ Chi	L	S	4	4	0	1.0	11.0	NA	0	0	0	0	1
Nov 16	Bal	L	S	5	4	1	0.0	0.0	NA	0	0	0	0	0

Nov 22	@ Det	L	S	4	3	1	0.0	0.0	NA	0	0	0	0	0			
Nov 29	@ Cin	L	S	5	4	1	1.0	9.0	NA	0	0	0	0	0			
Dec 6	SD	L	S	6	2	4	0.5	4.0	NA	0	0	0	0	1			
Dec 10	Pit	W	S	4	2	2	0.0	0.0	NA	0	0	0	0	0			
Dec 20	@ KC	W	S	4	3	1	0.0	0.0	NA	0	0	0	0	0			
Dec 27	@ Oak	W	S	2	2	0	0.0	0.0	NA	0	0	0	0	0			
Jan 3	Jax	W	S	2	1	1	0.0	0.0	NA	1	0	0	0	0			
<b>Totals</b>			<b>5-11</b>	<b>15/15</b>	<b>74</b>	<b>52</b>	<b>22</b>	<b>6.5</b>	<b>54.0</b>	<b>NA</b>	<b>2</b>	<b>0</b>	<b>0</b>	<b>1</b>	<b>1</b>	<b>0</b>	<b>0</b>

### 2010 Oakland Raiders

Date	Opp	W/L	P/S	Tot Solo	Asst	Sk - Yds	QBP	TFL	Int - Yds	TD	PD	FF	FR - Yds	SpT			
Sept 12	@ Ten	L	S	5	4	1	1.0	10.0	NA	0	0	0	0	1			
Sept 19	StL	W	S	5	4	1	1.0	8.0	NA	1	0	0	0	0			
Sept 26	@ Ari	L	S	0	0	0	0.0	0.0	NA	0	0	0	0	0			
Oct 3	Hou	L	S	2	2	0	0.0	0.0	NA	0	0	0	0	0			
Oct 10	SD	W	S	8	5	3	0.0	0.0	NA	0	0	0	0	0			
Oct 17	@ SF	L	S	3	3	0	0.0	0.0	NA	0	0	0	0	0			
Oct 24	@ Den	W	S	2	2	0	1.0	6.0	NA	0	0	0	0	0			
Oct 31	Sea	W	S	4	3	1	1.5	9.5	NA	0	0	0	0	0			
Nov 7	KC	W	S	4	3	1	0.0	0.0	NA	0	0	0	0	1			
Nov 21	@ Pit	L	S	4	3	1	0.0	0.0	NA	1	0	0	0	0			
Nov 28	Mia	L	S	2	2	0	0.0	0.0	NA	0	0	0	0	0			
Dec 5	@ SD	W	S	4	4	0	1.0	1.0	NA	0	0	0	0	0			
Dec 12	@ Jax	L	S	6	5	1	0.5	4.0	NA	0	0	0	0	0			
Dec 19	Den	W	S	1	1	0	0.0	0.0	NA	1	0	0	0	0			
Dec 26	Ind	L	S	1	1	0	0.0	0.0	NA	0	0	0	0	0			
Jan 2	@ KC	W	S	7	4	3	3.0	21.0	NA	0	0	0	0	0			
<b>Totals</b>			<b>8-8</b>	<b>16/16</b>	<b>58</b>	<b>46</b>	<b>12</b>	<b>9.0</b>	<b>59.5</b>	<b>NA</b>	<b>3</b>	<b>0</b>	<b>0</b>	<b>1</b>	<b>1</b>	<b>0</b>	<b>0</b>

### 2011 Oakland Raiders

Date	Opp	W/L	P/S	Tot Solo	Asst	Sk - Yds	QBP	TFL	Int - Yds	TD	PD	FF	FR - Yds	SpT		
Sept 12	@ Den	W	S	3	3	0	0.0	0.0	NA	1	0	0	0	0		
Sept 18	@ Buf	L	S	3	2	1	0.0	0.0	NA	1	0	0	0	0		
Sept 25	NYJ	W	S	3	3	0	1.0	9.0	NA	1	0	0	0	1		
Oct 2	NE	L	S	3	1	2	0.0	0.0	NA	0	0	0	0	0		
Oct 9	Hou	W	S	5	4	1	0.0	0.0	NA	0	0	0	0	0		
Oct 16	Cle	W	S	3	3	0	0.0	0.0	NA	1	0	0	0	0		
Oct 23	KC	L	S	4	3	1	0.0	0.0	NA	2	0	0	0	0		
Nov 6	Den	L	S	6	6	0	1.0	11.0	NA	0	0	0	0	0		
Nov 10	@ SD	W	S	7	7	0	4.0	27.0	NA	0	0	0	0	1		
Nov 20	@ Min	W	S	4	2	2	0.0	0.0	NA	1	0	0	0	0		
Nov 27	Chi	W	S	4	4	0	1.0	7.0	NA	0	1	73	0	1		
Dec 4	@ Mia	L	S	3	3	0	0.0	0.0	NA	1	0	0	0	0		
Dec 11	@ GB	L	S	3	2	1	0.0	0.0	NA	0	0	0	0	0		
Dec 18	Det	L	S	2	2	0	0.0	0.0	NA	0	0	0	0	0		
Dec 24	@ KC	W	S	5	4	1	0.0	0.0	NA	0	0	0	0	0		
Jan 1	SD	L	S	5	3	2	0.0	0.0	NA	0	0	0	0	0		
<b>Totals</b>			<b>8-8</b>	<b>16/16</b>	<b>63</b>	<b>52</b>	<b>11</b>	<b>7.0</b>	<b>54.0</b>	<b>NA</b>	<b>8</b>	<b>1</b>	<b>73</b>	<b>0</b>	<b>3</b>	<b>0</b>

## KAMERION WIMBLEY'S NFL STATISTICS

REGULAR SEASON				TACKLES							INTERCEPTIONS					FUMBLES				
Year	Team	GP	GS	Tot	Solo	Asst	Sk	Yds	QBP	TFL	No	Yds	Lg	TD	PD	FF	FR	Yds	SpT	
2006	Cleveland	16	15	79	53	26	11.0	59.5	NA	8	0	0	-	0	0	1	3	0	0	
2007	Cleveland	16	16	70	46	24	5.0	34.0	NA	2	0	0	-	0	1	4	0	0	0	
2008	Cleveland	16	16	86	61	25	4.0	18.0	NA	2	1	2	2	0	2	1	0	0	0	
2009	Cleveland	15	15	74	52	22	6.5	54.0	NA	2	0	0	-	0	1	1	0	0	0	
2010	Oakland	16	16	58	46	12	9.0	59.5	NA	3	0	0	-	0	1	1	0	0	0	
2011	Oakland	16	16	63	52	11	7.0	54.0	NA	8	1	73	73	0	3	0	0	0	0	
2012	Tennessee	16	16	38	18	20	6.0	42.0		9	2	0	0	0	0	1	0	0	0	
<b>NFL Totals</b>		<b>111</b>	<b>110</b>	<b>468</b>	<b>328</b>	<b>140</b>	<b>48.5</b>	<b>321.0</b>		<b>9</b>	<b>27</b>	<b>2</b>	<b>75</b>	<b>73</b>	<b>0</b>	<b>8</b>	<b>9</b>	<b>3</b>	<b>0</b>	<b>0</b>

### Single-Game Highs

Tackles - 12 at Buffalo (10/11/09)

Sacks - 4.0 at San Diego (11/10/11)

Interceptions - 1 (Twice, last vs. Chicago 11/27/11)

Forced Fumbles - 1 (Nine times, last at Buffalo 10/21/12)

Fumble Recoveries - 1 (Three times, last at Baltimore 12/17/06)

Passes Defensed - 1 (Eight times, last vs. Chicago 11/27/11)

36



## KHALID WOOTEN

CORNERBACK • 5'11" • 212 lbs • COLLEGE: NEVADA  
 ACQUIRED: 6TH ROUND - 2013 • NFL EXPERIENCE: ROOKIE  
 HOMETOWN: RIALTO, CALIF.  
 GAMES PLAYED/GAMES STARTED: 0/0 (PLAYOFFS: 0/0)



**PRO:** The Titans used their sixth-round pick in the 2013 NFL Draft on Nevada cornerback Khalid Wooten. The 5-foot-11-inch, 210-pounder excelled in man-to-man, press coverage at Nevada and collected 10 interceptions in his four-year stay. Respected for his work ethic and intelligence, Wooten also possesses tremendous athleticism. He will have a chance to contribute immediately on special teams and will add depth in the secondary.

### CAREER HIGHLIGHTS:

- As a senior, Wooten tallied 53 tackles, two interceptions, a sack, two tackles for loss, a team-high 15 passes defended and a forced fumble.
- As a junior, Wooten finished second on the team with four interceptions and fourth on the squad with 73 tackles.

### TITANS TIDBITS:

- Wooten credits his father for helping him be the man he is today. Michael Wooten, a correctional officer in Rialto, Calif., raised Khalid as a single father.
- Wooten is fairly new to the cornerback position. A quarterback and safety in high school, he made the transition to corner his first season at Nevada and has never looked back.

### CAREER TRANSACTIONS:

- The Rialto, Calif., native was selected by the Titans in the sixth round (202nd overall) of the 2013 NFL Draft.

### COLLEGE:

- In four seasons at Nevada, Wooten appeared in 51 games with 25 starts and collected 158 tackles, 10 interceptions, 29 passes defended, five forced fumbles, a sack and four tackles for loss.

**AS A SENIOR (2012),** started 12 games and registered 53 tackles, two interceptions, a sack, two tackles for loss, a team-high 15 passes defended and a forced fumble. Named to Preseason All-Mountain West Third Team by College Football Madness and named to Preseason All-Mountain West Second Team by Phil Steele.

- At California (9/1), recorded seven tackles, including a stop for loss and a pass defended.
- At Hawaii (9/22), posted four solo tackles and an interception he returned 78 yards.
- Against Wyoming (10/6), registered two tackles and an interception.
- Against San Diego State (10/20), notched six tackles, a six-yard sack and three passes defended.

**AS A JUNIOR (2011),** started all 13 games and was second on the team with four interceptions. Finished fourth on the team with 73 tackles and also forced two fumbles and a tackle for loss. Recorded 251 yards on 11 kick returns.

- At Boise State (10/1), set a career high with nine tackles and four passes defended.

**AS A SOPHOMORE (2010),** played all 14 games as a key member of the secondary and a strong performer on special teams. Was credited with 16 tackles, two interceptions and three passes defended. Also forced a fumble against Idaho.

- Against New Mexico State (11/20), entered the Nevada record books with one of the longest interception returns in history -- a 90-yard interception return for a touchdown.
- Against Boston College (1/9), grabbed another interception late in the

Kraft Fight Hunger Bowl game that sealed Nevada's win.

**AS A RED-SHIRT FRESHMAN (2009),** played 12 games with no starts and recorded 15 tackles, including a tackle for loss, two passes defended and two interceptions on the year.

- At San Jose State (11/8), recorded first career interception with a touchdown-saving play.
- Against Fresno State (11/14), posted a season-best four stops. Notched his second pick of the season just before halftime in another Wolfpack victory.
- Against Southern Methodist (12/24), posted his first career tackle for loss (3 yards) in the Hawaii Bowl.

**AS A FRESHMAN (2008),** was red-shirted in his first season.

- Graduated with a degree in community health sciences from Nevada.

### PERSONAL:

- Single, splits time between Nashville and Rialto, Calif.
- Attended Carter (Rialto, Calif.) High School where he played safety and quarterback and was a four-year letterman.
- As a senior, rushed for more than 700 yards and seven touchdowns and threw for nearly 1,200 yards.
- Was Citrus Belt League MVP in 2007 and a two-time first-team All-League selection in 2006 and 2007. Was second-team All-League as a sophomore and Honorable Mention as a freshman.
- Guided team to city championship in 2006 and 2007.
- Also lettered in track and volleyball.
- Enjoys playing pool and bowling in his free time.
- List of favorites: (movie) "Bad Boys II"; (TV show) "Guy Code"; (actor) Denzel Washington; (music artists) Drake; (school subject) math; (car) Dodge Charger; (food) Fettuccine Alfredo; (sports hero) Deion Sanders; (video game) Call of Duty; (book) Harry Potter and (sports teams as a child) Los Angeles Lakers and Philadelphia Eagles.
- Follow Wooten on Twitter at @khalid\_wooten2.
- Born Khalid Bilal Wooten on Feb. 19, 1990 in San Bernardino, Calif.

## KHALID WOOTEEN'S COLLEGE STATISTICS

REGULAR SEASON		TACKLES									INTERCEPTIONS					FUMBLES		
Year	Team	GP	GS	Tot	Solo	Asst	Sk	Yds	QBP	TFL	No	Yds	Lg	TD	PD	FF	FR	Yds
2009	Nevada	12	0	15	14	1	0.0	0.0	NA	1.0	2	1	1	0	2	0	0	0
2010	Nevada	14	0	16	11	5	0.0	0.0	NA	0.0	2	96	90t	1	3	1	0	0
2011	Nevada	13	13	74	65	9	0.0	0.0	NA	1.0	4	31	22	0	9	3	0	0
2012	Nevada	12	12	53	37	16	1.0	6.0	NA	2.0	2	78	78	0	15	1	0	0
<b>College Totals</b>		<b>51</b>	<b>25</b>	<b>158</b>	<b>127</b>	<b>31</b>	<b>1.0</b>	<b>6.0</b>	<b>NA</b>	<b>4.0</b>	<b>10</b>	<b>206</b>	<b>90t</b>	<b>1</b>	<b>29</b>	<b>5</b>	<b>0</b>	<b>0</b>

### Single-Game Highs

Tackles - 9 at Boise State (10/1/11)

Sacks - 1 vs. San Diego State (10/20/12)

Interceptions - 1 (10 times, last vs. Wyoming 10/6/12)

Passes Defensed - 4 at Boise State (10/1/11)

29



## BLIDI WREH-WILSON

CORNERBACK • 6'1" • 198 lbs • COLLEGE: CONNECTICUT  
 ACQUIRED: 3RD ROUND - 2013 • NFL EXPERIENCE: ROOKIE  
 HOMETOWN: EDINBORO, PA.  
 GAMES PLAYED/GAMES STARTED: 0/0 (PLAYOFFS: 0/0)



**PRO:** Seeking a big, athletic cornerback with the ability to excel in press coverage, the Titans selected the University of Connecticut's Blidi Wreh-Wilson (pronounced blee-dee ray WIL-son) in the third round of the 2013 NFL Draft. Wreh-Wilson arrives with potential to earn a significant role in the secondary as a rookie. The 6-foot-1-inch, 198-pounder offers an impressive combination of size, athleticism, intelligence and footwork. He was also a leader at UConn, earning a role as team captain as a senior and winning the team's Most Valuable Player Award.

### CAREER HIGHLIGHTS:

- As a senior at Connecticut, Wreh-Wilson started 11 games and was named the team's Most Valuable Player after contributing 47 tackles and an interception.
- Wreh-Wilson posted career highs in starts (13), tackles (57) and interceptions (four) as a redshirt sophomore in 2010. He returned two of his interceptions for touchdowns.

### TITANS TIDBITS:

- Wreh-Wilson did not play football until his senior year of high school. His focus was on soccer and basketball until he was convinced by friends and General McLane's head football coach to give football a try.
- Wreh-Wilson's parents are natives of Liberia. His father, D. Elliott Wreh-Wilson, came to the United States in 1980 to attend college. After he graduated from Boston College, he went back and got Blidi's mother, Lucinda, and his brother, Elliott Jr., and brought them to the U.S. in 1984. Blidi was born five years later, followed by his sister, Tsuwli Lucinda.
- The name Blidi is literally translated as "trouble," but he explains why his father, a philosophy professor at Edinboro University, named him that: "In Liberia there was a war, and that was the trouble. But when I came along, he named me that with the belief I could bring peace."
- During his redshirt freshman season at Connecticut, Wreh-Wilson was forced to cope with a shocking tragedy: his teammate and close friend, cornerback Jasper "Jazz" Howard, was stabbed to death. Howard's locker was next to Wreh-Wilson's and remained untouched for the remainder of the 2009 season. Wreh-Wilson replaced his friend in the starting lineup, and the season ended for the Huskies with four consecutive victories, including a Papajohns.com Bowl win.

### CAREER TRANSACTIONS:

- The Edinboro, Pa., native was selected by the Titans in the third round (70th overall) of the 2013 NFL Draft.

### COLLEGE:

- In four seasons at the University of Connecticut, Wreh-Wilson played in 46 games with 39 starts. He posted 181 total tackles, a half sack, three tackles for loss, eight interceptions, 27 passes defensed and a fumble recovery. He returned two of his interceptions for touchdowns.

**AS A SENIOR (2012),** played in and started 11 games. Totaled 47 tackles, an interception and nine passes defensed. Honored as the team's Most Valuable Player and named second-team All-Big East.

- At Louisville (11/24), had five tackles, a career-high four pass breakups and an interception. His interception in the end zone during the third overtime preceded the game-winning field goal on the ensuing UConn possession.

**AS A JUNIOR (2011),** played in eight contests with seven starts and contributed 37 tackles, a half sack, two tackles for loss and two

interceptions. Missed five games after suffering a knee injury in the Buffalo game (Sept. 24) and returned for the final three contests.

- Against Iowa State (9/16), tied his career high with nine tackles.
- Against Rutgers (11/26), had seven tackles and an interception.

**AS A SOPHOMORE (2010),** started all 13 games (career high) for the Huskies at cornerback and had four interceptions, including two he returned for touchdowns. Added 57 tackles, a tackle for loss, five passes defensed and a 24-yard fumble return.

- Against Buffalo (9/25), had a 46-yard interception return for a touchdown.
- Against Vanderbilt (10/2), named the Big East Defensive Player of the Week and earned a Defensive Game Ball after he had a 44-yard interception return for a touchdown and a 24-yard fumble return.
- Against Oklahoma (1/1), had seven tackles in the Tostitos Fiesta Bowl.

**AS A REDSHIRT FRESHMAN (2009),** played in all 13 games with nine starts, including starts in the final seven games of the season. Posted 40 tackles, one interception and six passes defensed.

- Against Louisville (10/17), recorded his first career interception.
- At Cincinnati (11/7), set season high with nine tackles.
- Redshirted in 2008.
- Graduated in December 2012 with a double major in economics and agricultural resource economics.

### PERSONAL:

- Single, splits time between Nashville and Edinboro, Pa.
- Attended General McLane (Edinboro, Pa.) High School, where he was an honorable mention All-State pick as a senior—his only season playing high school football. Also named All-District and All-Region in 2007. Named to the *Meadville Tribune's* Dream Team.
- As a senior running back for his high school team, averaged 11.2 yards on 37 carries (413 yards) with six touchdowns and added 18 receptions for 307 yards (17.1 avg.) and four touchdowns. As a cornerback, he registered 32 tackles with three interceptions and seven pass deflections. He also returned 14 kickoffs for 365 yards (26.1 avg.) with two scores and averaged 10.0 yards per punt return. He kicked three PATs and kicked off 15 times for 571 yards, with two of his kickoffs resulting in touchbacks.
- Also participated on the soccer, basketball and track teams in high school.
- On Twitter: @BlidiWrehWil5on
- On Instagram: @BlidiWrehWil5on
- List of favorites: (movie) "Bad Boys II"; (TV show) "SportsCenter"; (actress) Eva Mendes; (music artist) Kanye West; (school subject) physical education; (car) four-door Jeep Wrangler Unlimited; (video game) Halo 4; (food) sushi and Japanese food; (athlete as a child) Emmitt Smith; and (pro sports team as a child) Pittsburgh Steelers.
- Born Blidi Bertrand Wreh-Wilson on Dec. 5, 1989 in Malden, Mass.

## BLIDI WREH-WILSON'S COLLEGE STATISTICS

REGULAR SEASON		TACKLES									INTERCEPTIONS					FUMBLES		
Year	Team	GP	GS	Tot	Solo	Asst	Sk	Yds	QBP	TFL	No	Yds	Lg	TD	PD	FF	FR	Yds
2009	Connecticut	13	9	40	29	11	0.0	0.0	NA	0	1	0	0	0	6	0	0	0
2010	Connecticut	13	13	57	48	9	0.0	0.0	NA	1	4	153	53	2	5	0	1	24
2011	Connecticut	8	7	37	23	14	0.5	3.0	NA	2	2	18	18	0	7	0	0	0
2012	Connecticut	11	11	47	31	16	0.0	0.0	NA	0	1	0	0	0	9	0	0	0
<b>College Totals</b>		<b>45</b>	<b>40</b>	<b>181</b>	<b>131</b>	<b>50</b>	<b>0.5</b>	<b>3.0</b>	<b>NA</b>	<b>3</b>	<b>8</b>	<b>171</b>	<b>53</b>	<b>2</b>	<b>27</b>	<b>0</b>	<b>1</b>	<b>24</b>

### Single-Game Highs

Tackles - 7 (Three times, last vs. Rutgers, 11/26/11)

Interceptions - 1 (Eight times, last at Louisville, 11/24/12)

Long Interception - 52 vs. Cincinnati (11/27/10)

13



## KENDALL WRIGHT

WIDE RECEIVER • 5'10" • 191 lbs • COLLEGE: BAYLOR  
 ACQUIRED: 1ST ROUND - 2012 • NFL EXP. (NFL/TITANS): 2/2  
 HOMETOWN: PITTSBURG, TEXAS  
 GAMES PLAYED/GAMES STARTED: 15/5 (PLAYOFFS: 0/0)



**PRO:** The Titans used the 20th overall pick in the 2012 NFL Draft to select Baylor wide receiver Kendall Wright. The 5-foot-10-inch, 196-pounder made an immediate impact as a rookie by tying for the NFL lead among all rookies with 64 receptions, a mark that also led the team. Wright was used principally as a slot receiver in college, but his skill set translates to the outside as well in the NFL. The Baylor product possesses a sudden burst and strong hands that figure to make him a key component in the Titans' offensive scheme for years to come.

### CAREER HIGHLIGHTS:

- As a rookie in 2012, Wright saw action in 15 games and tied for first among all NFL rookies with a team-best 64 receptions. He also tied for the team lead with four receiving touchdowns and ranked second on the squad with 626 receiving yards.
- Wright concluded his Baylor career as the most decorated and accomplished receiver in school history. He owns virtually every significant receiving record for the program, totaling 302 receptions for 4,004 yards and 30 touchdowns. He never missed a game in his four years with the Bears and recorded at least one reception in every contest.
- As a senior in 2011, Wright set Baylor single-season records in receptions (108), receiving yards (1,663), receiving touchdowns (14), 100-yard games (nine), all-purpose yards (1,772) and consecutive games with a reception (tied own record with 13). He landed on numerous All-American lists and was a Biletnikoff Award semi-finalist.

### TITANS TIDBITS:

- During the 2013 offseason, Wright went back to Baylor to train for his second NFL campaign. He worked out with Dallas Cowboys receiver Terrance Williams and lost close to 15 pounds.
- As a freshman at Baylor, Wright played on the basketball team. He appeared in 13 games as a reserve guard and scored 10 points.
- Wright was a three-sport star at Pittsburg (Texas) High School, where he earned All-State honors in football, basketball and track. He captured the state 3A titles in the long jump (24-0 3/4) and triple jump (48-5 1/4).
- In his spare time, Wright enjoys playing basketball, bass fishing, video games and watching comedy movies.

### CAREER TRANSACTIONS:

- The Mount Pleasant, Texas, native was selected by the Titans in the first round (20th overall) of the 2012 NFL Draft.

### SEASON RECAPS:

**2012 (15/5):** Played in 15 games with five starts at wide receiver. Led the team and tied for first among all NFL rookies with 64 receptions. Tied for the team lead with four receiving touchdowns and ranked second on the squad with 626 receiving yards. Finished eighth in the AFC with 22 third down receptions. Was inactive for one contest with an injury. Led or tied for the team lead in receptions six times in 2012 (vs. DET, at HST, at MIN, vs. PIT, vs. HST, vs. JAX). Led the team in receiving yards three times in 2012 (at HST, at MIN, vs. PIT). Played in his first career NFL game against New England (9/9/12). Made his first career NFL start and hauled in his first career NFL touchdown reception at San Diego (9/16/12).

- Against New England (9/9), made his NFL debut as a reserve at wide receiver and hauled in five receptions for 37 yards. Extended the Titans' first scoring drive with a 17-yard catch on third-and-seven in the first quarter.
- At San Diego (9/16), made his first career start at wide receiver and caught two passes for 24 yards, including his first career NFL touchdown reception. Snared his first career NFL touchdown, a 15-yard reception from

Jake Locker, with 2:20 remaining in the third quarter.

- Against Detroit (9/23), started at wide receiver and led the team with seven receptions for 41 yards.
- At Houston (9/30), started at wide receiver and led the team with four receptions and 46 receiving yards, including a touchdown. Extended the Titans' final touchdown drive with a 10-yard catch on third-and-three late in the fourth quarter. Hauled in an 11-yard touchdown pass from Matt Hasselbeck with 57 seconds left to play in the game.
- At Minnesota (10/7), started at wide receiver and led the team with nine receptions and 66 receiving yards. Converted a pair of third downs on the Titans' scoring drive with a 10-yard catch on third-and-three and another 10-yard grab on third-and-10.
- Against Pittsburgh (10/11), started at wide receiver and led the team with six receptions and 71 receiving yards. Got the Titans in field goal range with a 15-yard reception on third-and-10 with 11 seconds left to play before halftime. Helped set up the Titans' game-tying touchdown with a 35-yard catch to the Steelers' 15-yard line in the fourth quarter.
- Against Indianapolis (10/28), saw action as a reserve at wide receiver and grabbed four passes for 47 yards with a touchdown. Kept the Titans' touchdown drive alive with seven-yard catch on third-and-five in the second stanza. Gave the Titans a 10-3 advantage with an acrobatic 23-yard touchdown catch on third-and-11 with 1:00 remaining in the first half.
- At Miami (11/11), saw action as a reserve at wide receiver and caught a touchdown. Gave the Titans an early 7-0 lead with a nine-yard touchdown catch on third-and-goal with 6:49 remaining in the first quarter.
- Against Houston (12/2), played in a reserve role at wide receiver and led the team with six receptions for a career-best 78 yards. Set up the Titans' touchdown with a 38-yard grab down the right sideline in the third quarter.

### COLLEGE:

• In four seasons at Baylor, Wright appeared in 50 games with 42 starts en route to becoming the most prolific receiver in school history. His career statistics included 302 receptions for 4,004 yards and 30 touchdowns, setting school records in all three categories. He added 75 rushing attempts for 425 yards and two touchdowns, and he passed for an additional 114 yards and two touchdowns. The owner or co-owner of 16 school records was a four-year starter and a three-time All-Big 12 honoree. He caught at least one pass in all 50 games during his career, setting a Bears consecutive-game receiving record, and had a team-record 19 contests with 100 or more receiving yards. His 4,479 career all-purpose yards likewise set a Baylor record. Between his junior and senior seasons, he had a streak of seven games with at least one touchdown grab.

• As a senior (2011), played in all 13 games with 12 starts as a slot receiver, totaling 108 receptions for 1,663 yards and 14 touchdowns. Earned first-team All-American honors from Athlon, CBSSports.com, Phil Steele and *Pro Football Weekly*, and named second-team All-American by AP, SI.com, Yahoo!/Rivals.com and FoxSportsNet.com. The Biletnikoff Award semi-finalist was named first-team All-Big 12 by league's coaches, AP, *Dallas Morning News*, ESPN.com, CBSSports.com, Yahoo!/Rivals.com, *Fort Worth Star-Telegram*, *Kansas City Star*, *San Antonio Express-News*, *Waco Tribune-Herald* and Phil Steele. Ranked third nationally and led the Big 12 in receiving yards, while placing seventh nationally and second in the conference with 8.3 receptions-per-game. Set school single-season records in receptions (108), receiving yards (1,663), receiving touchdowns (14), 100-yard games (nine), all-purpose yards (1,772) and consecutive games with a reception (tied own record with 13). His two 200-yard games marked a new career record for the Bears. Rushed 10 times for 72 yards, had five punt returns for 37 yards, and completed two-of-three passes for 55 yards and one touchdown.

- As a junior (2010), played in all 13 games with 11 starts at the inside receiver position. Led the Bears with 78 catches for 952 yards and seven touchdowns. Set a then-school record for receptions in season (broke his own record as a senior). Finished third in school single-season history in receiving yardage and tied for eighth in touchdowns. Also rushed eight times for 53 yards, had two punt returns for five yards, and completed two-of-two passes for 59 yards and one touchdown. Totaled five 100-yard receiving games. Named second-team All-Big 12 by league's coaches, Phil Steele, *Dallas Morning News* and *San Antonio Express-News*, and received honorable mention honros from AP.
- As a sophomore (2009), played in all 12 games with 11 starts at inside receiver and led team in receptions (66), receiving yards (740) and receiving touchdowns (four). Ranked third in school history in single-season receptions. Earned second-team All-Big 12 honors from *Waco Tribune-Herald* and honorable mention from AP. Also recorded 28 rushing attempts for 132 yards and one score. Added four passing attempts (zero completions, two interceptions) and returned one kick for eight yards.
- As a freshman (2008), played in all 12 games with eight starts at inside receiver. Totaled 50 receptions for 649 yards and five touchdowns, leading the squad in all three categories. Set BU freshman records for receptions and receiving yards. Added 168 yards and one score on 29 carries.

#### PERSONAL:

- Single, and splits time between Nashville and Pittsburg, Texas.
- Attended Pittsburg (Texas) High School, where he excelled as a quarterback and cornerback. Received second-team All-District 16-3A honors at both positions as a junior and senior. Earned second-team Class 3A All-State honors from the Texas Sports Writers Association and honorable mention by the *Associated Press* after registering five interceptions and a pair of touchdowns as a cornerback. As a senior quarterback, he rushed for 1,069 yards and 15 touchdowns while passing for 1,170 yards and nine touchdowns.
- As an All-State basketball performer, Wright averaged 24.5 points, six rebounds, five assists and five steals per game en route to receiving 2007 East Texas Player of the Year honors from the *Tyler Morning Telegram*.
- Wright captured the 2007 Texas Class 3A state long jump title (24-0 3/4) as well as the state triple jump crown (48-5 1/4). He received the 2008 Class 3A gold medal in the triple jump with a state meet-record leap of 50-8 3/4 and placed fifth in the Class 3A ranks in the 100 meters. He has a top speed of 10.3 seconds in the 100.
- Served as a youth basketball coach while still in high school.
- List of favorites: (movies) comedies; (TV show) "The Game"; (actor) Mike Epps; (music artist) Lil' Wayne; (school subject) science; (car) Range Rover; (food) steak; (sports hero) Michael Jordan; and (video game) Madden NFL Football.
- Born Kendall Thomas Wright on Nov. 12, 1989 in Mount Pleasant, Texas.



## KENDALL WRIGHT'S GAME-BY-GAME

2012 Tennessee Titans					RECEIVING												
Date	Opp.	W/L	P/S	No	Yds	Avg	Lg	TD									
Sept 9	NE	L	p	5	37	7.4	17	0	Nov 4	Chi	L	p	2	30	15.0	18	0
Sept 16	@ SD	L	S	2	24	12.0	15t	1	Nov 11	@ Mia	W	p	1	9	9.0	9t	1
Sept 23	Det	W	S	7	41	5.9	17	0	Nov 25	@ Jax	L	p	5	48	9.6	23	0
Sept 30	@ Hou	L	S	4	46	11.5	20	1	Dec 2	Hou	L	p	6	78	13.0	38	0
Oct 7	@ Min	L	S	9	66	7.3	10	0	Dec 9	@ Ind	L	p	5	39	7.8	14	0
Oct 11	Pit	W	S	6	71	11.8	35	0	Dec 17	NYJ	W	p	3	31	10.3	14	0
Oct 21	@ Buf	W	p	3	19	6.3	11	0	Dec 23	@ GB	L	IA					
Oct 28	Ind	L	p	4	47	11.8	23t	1	Dec 30	Jax	W	p	2	40	20.0	36	0
									<b>Totals</b>	<b>6-10</b>	<b>15/5</b>	<b>64</b>	<b>626</b>	<b>9.8</b>	<b>38</b>	<b>4</b>	

## KENDALL WRIGHT'S NFL STATISTICS

REGULAR SEASON				RECEIVING					RUSHING				
Year	Team	GP	GS	No	Yds	Avg	Lg	TD	Att	Yds	Avg	Lg	TD
2012	Tennessee	15	5	64	626	9.8	38	4	1	4	4.0	4	0
<b>NFL Totals</b>		<b>15</b>	<b>5</b>	<b>64</b>	<b>626</b>	<b>9.8</b>	<b>38</b>	<b>4</b>	<b>1</b>	<b>4</b>	<b>4.0</b>	<b>4</b>	<b>0</b>

### Single-Game Highs

Receptions - 9 at Minnesota (10/7/12)

Receiving Yards - 78 vs. Houston (12/2/12)

Long Reception - 38 vs. Houston (12/2/12)

Touchdowns - 1 (Four times, last at Miami 11/11/12)

Rushes - 1 at Jacksonville (11/25/12)

Rushing Yards - 4 at Jacksonville (11/25/12)

Long Rush - 4 at Jacksonville (11/25/12)



## **ROOKIE FREE AGENTS**



## #72 ELOY ATKINSON

Center • 6-3 • 313 • Texas-El Paso

Signed by the Titans as an undrafted free agent on May 10, 2013...**as a senior (2012)**, played and started in all 12 games at center...helped open holes for UTEP's leading running back Nathan Jeffery who averaged 81.5 yards per game in 2012...keyed efforts for freshman skilled players who combined for 773 yards rushing...**as a junior (2011)**, started all 12 games at center...helped the Miners rank tied for fourth nationally in long plays of 70+ yards (four), tied for sixth in plays of 60+ yards (seven), and tied for 17th in plays of 50+ yards (nine) from scrimmage...tabbed All-Conference USA Honorable Mention...**as a sophomore (2010)**, played in 10 games, starting four of the last five at center...missed three contests with an ankle injury...helped the Miners tie for 16th nationally in tackles for losses allowed (4.4 per game)...**as a red-shirt freshman (2009)**, served as the Miners' backup center and established himself as one of the top rookies in Conference USA...played 207 snaps total and tallied 16 knockdowns...helped UTEP set a school record with 5,144 yards of offense...**as a freshman (2008)**, redshirted...earned a spot on the Conference USA Commissioner's Honor Roll for posting a cumulative GPA of 3.0 or better...majored in business management at UTEP...**high school/personal:** was an All-Metro Co-MVP and District 32-5A Co-Offensive Lineman of the Year as a senior at Los Fresnos High School...helped Los Fresnos High to a 31-5 record over three seasons with back-to-back area, district and bi-district titles in 2006 and 2007...competed in track and field and powerlifting as a prep as well...was second team Academic All-State honoree who was in the top 10 percent of his class academically...born Eloy Atkinson, Jr. on Jan. 24, 1990 in Brownsville, Texas.



## #40 GEORGE BAKER

Cornerback • 5-11 • 186 • South Florida

Signed by the Titans as an undrafted free agent on May 10, 2013...In four seasons at South Florida, played in 47 games with 13 starts...totaled 77 tackles, one interception, seven passes defended and 1.5 tackles for loss...**as a senior (2012)**, played in all 12 games with 11 starts at cornerback and posted 42 tackles and five passes defended...had seven games with at least four tackles...posted a career-high nine tackles Oct. 27 against Syracuse...**as a junior (2011)**, appeared in 11 games in the secondary and on special teams and tallied 14 tackles and a pass defended...**as a sophomore (2010)**, appeared in 12 games at cornerback and on special teams and posted 12 tackles, a pass defended and an interception...notched an interception in the season opener Sept. 4 against Stony Brook...**as a redshirt freshman (2009)**, played in 12 games with one start and registered nine tackles...redshirted in 2008...graduated in Spring 2012 with a degree in interdisciplinary social science...**high school/personal:** played defensive back, running back and returner at Archbishop Carroll (Miami, Fla.) High School...as a senior, posted 209 carries for 1,643 yards and 19 touchdowns, returned two kickoffs for touchdowns, and added 40 tackles and three interceptions...rated as the 47th cornerback in the country by Scout.com...named All-Dade County for the second consecutive season...as a junior, had 93 carries for 1,010 yards and 10 touchdowns as a running back and recorded 50 tackles between the safety and cornerback positions...born on Dec. 2, 1989.



## #3 MAIKON BONANI

Kicker • 5-10 • 183 • South Florida

Signed by the Titans as an undrafted free agent on May 10, 2013...in four seasons at South Florida, made 69 of 91 field goals (75.8 percent) and 112 of 116 extra points (96.6 percent) in 48 games...also kicked off 78 times with eight touchbacks...became USF's all-time scoring leader with 319 points...set school records in field goal attempts (91), field goals made (69) and field goal percent (75.8)...named to the Big East All-Academic team three times (2009, 2010, 2011)...**as a senior (2012)**, appeared in all 12 games and earned first-team All-Big East honors after making 18 of 23 field goal attempts and 21 of 23 PATs...set USF single-game records with five made field goals and 18 total points Oct. 27 against Syracuse...made a career-long 50-yard field goal Nov. 3 against UConn...**as a junior (2011)**, played in all 12 games and finished the season 19-of-26 on field goal attempts, including successful field goals on his final seven attempts...was 42-of-42 on extra points... named second-team All-Big East...set the school record for career field goals made against UTEP (Sept. 24)...**as a sophomore (2010)**, played in all 13 games, handling kickoff duties during the first nine games and the place-kicking duties for the final 11 contests...made 17 of 21 field goal attempts, including four of over 40 yards...set a school record with a percentage of 81.0 on field goals (second in Big East in 2010)...was 13-for-13 on attempts under 40 yards and 17-of-19 on attempts under 50 yards...**in 2009**, suffered a broken vertebrae while working as an attendant for a gondola ride at Busch Gardens Tampa and missed the season...**as a freshman (2009)**, took over the kicking duties after the first two games of the season...connected on 15 of 21 field goals...made the game-winning field goal in the final seconds against Kansas (Sept. 12)...also handled kickoffs for the final seven games of the season...graduated in Spring 2012 with a degree in physical education with an emphasis on exercise science...**high school/personal:** as a senior at Lake Wales (Fla.) High School, was a 3A first-team all-state placekicker as a junior and second-team as a senior...also an all-state punter as a high school senior...named Male Athlete of the Year in 2007 by the *Lakeland Ledger*...named 2007 Polk County Soccer Player of the Year...lettered in tennis (three years), football (three years) and soccer (four years)...grew up in Sao Paulo, Brazil, and moved to Lake Wales at the age of 11...name is pronounced MY-con bo-NAH-knee...born on Jan. 29, 1989.



## #78 STEFAN CHARLES

Defensive Tackle • 6-5 • 323 • Regina

Signed by the Titans as an undrafted free agent on May 10, 2013...appeared in 20 career games at the University of Regina and finished his career ranked fourth on the school's all-time list with 9.5 career sacks...posted 74 career tackles, including 19.5 stops for loss, two passes defended and three forced fumbles...played for Team West in the 2012 CIS East West Bowl...ranked No. 1 in the Canadian Football League Scouting Bureau's September rankings for the 2013 CFL Draft...was drafted 10th overall by the Edmonton Eskimos in the 2013 CFL Draft...**as a senior (2012)**, finished the season with 11 total tackles (five solo, six assisted) and two sacks in four Canada West contests...collected seven total tackles (five solo, two assisted) and a sack in the team's two postseason games...missed four conference regular season games due to an injury...**as a junior (2011)**, named a first-team All-Canadian and a Canada West all-star...for the second consecutive season, started all eight Canada West games for the Rams and finished sixth on the team with 36 total tackles and tied for the team lead with 10.5 tackles for loss...also had 4.5 sacks, two pass break-ups, and a forced fumble during the conference schedule...**as a sophomore (2010)**, started all eight conference games and tallied 22 tackles, 6.5 tackles for loss and two forced fumbles...started in the Rams Canada West semifinal at Calgary (Nov. 6) and recorded 2.5 tackles and one tackle for loss...**as a freshman (2009)**, played junior ball and had 14 total tackles for




the Big Kahuna Rams (BCFC) before coming to the University of Regina...majored in Campion Arts at Regina...**personal:** didn't get any scholarship opportunities entering college and worked in a tire factory in Surrey while playing junior ball...worked as a janitor for a housing company during his first year at Regina and paid for his rent...was forced to sleep on the floor his first two years at Regina...attended an NFL Regional Combine in Tampa, Fla. in February, 2013 and participated in the NFL Super Regional Combine in Dallas, Texas in April, 2013...had a 37-inch vertical measured at the CFL Combine in March, 2013...his favorite NFL team growing up was the Atlanta Falcons...born Stefan Adrian Charles on June 9, 1988 in Oshawa, Ontario.



## #46 JACK DOYLE Tight End • 6-6 • 258 • Western Kentucky

Signed by the Titans as an undrafted free agent on May 10, 2013...in four seasons at Western Kentucky, totaled 162 receptions for 1,769 yards and eight touchdowns in 42 games...finished his career second on WKU's all-time receptions list...**as a senior (2012)**, set a career high with 53 receptions for 566 yards and a career-high five touchdowns...named first-team All-Sun Belt Conference...led the team in receptions and receiving yards for the second consecutive season...was one of eight semifinalists for the John Mackey Award, given annually to the nation's top tight end...helped guide WKU to its first FBS bowl game in school history (Little Caesars Pizza Bowl against Central Michigan)...**as a junior (2011)**, named a second-team All-Sun Belt Conference performer after setting career highs in receptions (52) and receiving yards (614) while playing in all 12 regular season games for the first time in his career...led the Hilltoppers in both receptions and receiving yards...went over 100 yards receiving in three different games...led the Hilltoppers in receiving on seven different occasions...posted his first career 100-yard receiving performance Oct. 6 against Middle Tennessee (six catches for 100 yards)...**as a sophomore (2010)**, started each of the first seven games before an injury at Louisiana-Lafayette sidelined him for the rest of the season...caught 20 passes for 224 yards and a pair of touchdowns, ranking fourth on the team in receiving yards...**as a redshirt freshman (2009)**, named to Phil Steele's National All-Freshman squad after starting all 10 contests at tight end and finishing second on the team with 365 yards receiving off 37 grabs (one touchdown)...averaged 3.7 catches per game, good for ninth best in the Sun Belt Conference...redshirted in 2008...majored in physical education...**high school/personal:** earned three letters in football at Cathedral (Indianapolis, Ind.) High School...earned Special Selection All-State, *Associated Press* Honorable Mention All-State, *Indianapolis Star* Honorable Mention All-City and First-Team All-Catholic honors...posted 21 receptions for 400 yards and four touchdowns during his senior season...was a key member of the 2006 state championship team...also lettered in rugby, winning a state title in 2008...his father, John, is a truck driver, and his mother, Nancy, is a human resources coordinator...born John Glenn Doyle on May 5, 1990.



## #12 TRAVIS HARVEY Wide Receiver • 6-2 • 188 • Florida A&M

Signed by the Titans as an undrafted free agent on May 10, 2013...college summary...in two seasons with the Florida A&M Rattlers, played in 12 games with 10 starts...totaled 66 receptions for 818 yards and seven touchdowns...originally walked on as a quarterback...**as a senior (2012)**, played in 11 games with 10 starts...named first-team All-MEAC...ranked second on the team with 64 receptions and led the team with 808 receiving yards and seven touchdown receptions...added six rushing attempts for 21 yards...recorded at least one touchdown in each of the first five games of the season...posted five games with at least 100 receiving yards...**as a junior (2011)**, played in one game and caught one pass for 10 yards...did not play as a freshman or sophomore...**high school/**




**personal:** attended Morningside (Inglewood, Calif.) High School...born on May 18, 1990.



## #73 OSCAR JOHNSON Guard • 6-6 • 338 • Louisiana Tech

Signed by the Titans as an undrafted free agent on May 10, 2013...started all 24 career games in his two seasons at Louisiana Tech...prior to arriving at Louisiana Tech spent two years at Copiah-Lincoln Community College...**as a senior (2012)**, started all 11 games at right guard and was a 2012 Second Team All-WAC and 2012 First Team All-Louisiana selection...**as a junior (2011)**, started all 13 games at left tackle, helping to pave the way for Tech's tailbacks to run for over 1,800 yards...**as a sophomore (2010)**, helped guide Copiah-Lincoln to the MACJC state championship game and a 9-2 record...paved the way for the squad to rush for over 175 yards per game and for the team to average almost 335 offensive yards per game...**as a freshman (2009)**, helped Copiah-Lincoln to a 6-3 record...paved the way for the team to rush for over 118 rushing yards per game...majored in sociology...**high school/personal:** attended Crystal Springs (Miss.) High School and played offensive and defensive line...recorded 17 tackles his senior year...posted 92 total tackles his junior year with 27 solo stops, causing one fumble and recording four sacks for a loss of three...chose Louisiana Tech over Baylor, Marshall, Mississippi State, Troy and UAB...born Oscar Lee Johnson Jr. on March 1, 1990 in Crystal Springs, Miss.



## #72 NIGEL NICHOLAS Defensive Tackle • 6-3 • 251 • Oklahoma St.

Signed by the Titans as an undrafted free agent on May 10, 2013...in four seasons at Oklahoma State, played in 52 games and totaled 89 tackles, nine sacks, 25 tackles for loss, four forced fumbles, two fumble recoveries and seven passes defended...played defensive end and defensive tackle...**as a senior (2012)**, played in all 13 games with five starts...posted 28 tackles, a career-high four sacks, five tackles for loss, two forced fumbles, one fumble recovery and two passes defended...also blocked a field goal...**as a junior (2011)**, played in all 13 games and registered a career-high 35 stops, two sacks, a career-high 13 tackles for loss, one forced fumble and two passes defended...earned *Associated Press* All-Big 12 honorable mention...**as a sophomore (2010)**, played in all 13 games, including three starts...registered 13 tackles, two sacks, four tackles for loss and two passes defended...**as a freshman (2009)**, played in every game and notched 13 tackles, including two tackles for loss and a half-sack...redshirted in 2008...majored in education/university studies...**high school/personal:** at Ridgeland (Rossville, Ga.) High School, rated by Rivals as a top-30 prospect at tight end and as a top-50 recruit in Georgia...named SuperPrep all-region and was an all-area and all-district selection on both sides of the ball...as a senior, caught 12 passes for 286 yards and was also credited with 70 tackles, 16 tackles for loss and eight quarterback sacks as a defender...brother, Nicholas, played basketball at Northwestern Tech...lists cooking as one of his hobbies...born on May 3, 1990 in Cincinnati, Ohio.






## #44 MATTHEW PIERCE

Cornerback • 5-10 • 200 • Valdosta State


Signed by the Titans as an undrafted free agent on May 10, 2013...played in 45 career games at Valdosta State and notched 174 tackles, eight interceptions, six tackles for loss, three forced fumbles, a fumble recovery and 35 passes defended...**as a senior (2012)**, started all 14 games and registered 48 tackles, four interceptions, 11 passes defended and a stop for loss...returned 25 kickoffs for 579 yards with a 96-yard touchdown return against Winston-Salem...**as a junior (2011)**, played in and started all 10 games...recorded 43 tackles and three interceptions on the season, including two returned for touchdowns against West Alabama...the second interception was returned 85 yards, the third-longest interception return in school history...returned eight kickoffs for 222 yards with a 96-yard touchdown return in the season finale against North Alabama...was named first team All-Gulf South Conference while receiving third team All-Region...**as a sophomore (2010)**, played in all 11 games and made 10 starts while moving from safety to cornerback...tallied 39 total tackles, 1.5 stops for loss, an interception, while breaking up a VSU single-season record 15 passes...also returned seven kickoffs for 156 yards...**as a freshman (2009)**, started all 10 games at free safety as a true freshman and tallied 44 tackles, sixth-best on the team, and forced two fumbles...**high school/personal**: attended St. Pius X (Atlanta, Ga.) High School...played for a Golden Lion squad that went 10-2 and advanced to the state playoffs in 2008...as a senior registered 39 tackles and two interceptions, returning one pick for a touchdown...recovered one fumble and broke up three passes...born Matthew Christopher Pierce on Sept. 4, 1990 in New Orleans, La.



## #5 DONTEL WATKINS

Wide Receiver • 6-2 • 201 • Murray State

Signed by the Titans as an undrafted free agent on May 10, 2013...spent two years at Butler Community College (2008-09) and two years at Utah State (2010-11) before transferring to Murray State for his final collegiate season (2012)...**as a senior (2012)** at Murray State, appeared in all 11 games, earning four starts...finished season with 39 catches for 561 yards and five touchdowns...hauled in a 70-yard touchdown in the home opener against Central Arkansas...caught a pair of scores against Austin Peay...had season high seven catches for 149 yards and a touchdown against UT Martin...**as a junior (2011)** at Utah State, played in three games but did not record a reception...**as a sophomore (2010)** at Utah State, led the Aggies with 42 catches for 492 yards and four touchdowns...**as a redshirt freshman (2009)** at Butler Community College, earned first-team All-Jayhawk honors as a kick returner and honorable mention honors as a wide receiver...averaged 36.8 yards per kick return...added 16 receptions for 370 yards and three touchdowns...redshirted during the Grizzlies' 2008 national championship season...majored in interdisciplinary studies...**high school/personal**: was a three-year letterwinner at Antioch (Nashville, Tenn.) High School...earned third-team all-state honors as a senior, as well as all-state recognition for track and field in the long jump...born Dontel Natray Watkins on April 4, 1990.



## #49 JONATHAN WILLARD

Linebacker • 6-2 • 231 • Clemson

Signed by the Titans as an undrafted free agent on May 10, 2013...played in 52 games with 25 starts in four seasons at Clemson...career totals included 207 tackles, 17 tackles for loss, three sacks, six quarterback pressures, 10 pass breakups, one caused fumble and one fumble recovery...had at least one tackle in each of his 38 games from 2010-12...**as a senior (2012)**, posted 95 tackles, 10.5 tackles for loss, three sacks, four quarterback pressures, six pass breakups and one fumble recovery in 12 games (12 starts)...led the team in tackles, and tackles for loss...had four double-digit tackle totals...recorded his first career sack and recovered a fumble Sept. 1 against No. 25 Auburn...recorded seven tackles and one sack against seventh-ranked Louisiana State in the Chick-fil-A Bowl on Dec. 31...**as a junior (2011)**, totaled 75 tackles, 2.5 tackles for loss and four passes defended in 14 games (11 starts)...**as a sophomore (2010)**, appeared in 12 contests with two starts...winner of the Vickery Hall Award for his work in the classroom...recorded 27 tackles and a tackle for loss in addition to a team-high 13 special team tackles...**as a redshirt freshman (2009)**, played in 14 games and had 10 tackles, including three tackles for loss...redshirted in 2008...graduated on Dec. 20, 2012 with a degree in sociology...**high school/personal**: as a senior at Loris (S.C.) High School, rated the 10th-best prospect in South Carolina and the 24th-best outside linebacker in the nation by Rivals and the 22nd outside linebacker in the nation by ESPN...only played half of his senior season due to a knee injury but was named All-Region and played in the North-South All-Star Game...rushed for 702 yards on offense and totaled 89 tackles and 53 assists on defense...an accomplished All-American and All-State wrestler, he was a four-time state champion...also ran the 100m and finished sixth in the state in the shotput for the track team...nicknamed "Tig"...born on Jan. 10, 1990.



## #89 RASHAD ROSS

Wide Receiver • 6-0 • 181 • Arizona State

Signed by the Titans as an undrafted free agent on May 10, 2013...appeared in 26 games with 14 starts at Arizona State and caught 55 receptions for 864 yards and seven touchdowns over two seasons...had 28 kickoff returns for 779 yards and two touchdowns, including a 100-yarder against Colorado (10/11/12) and a 98-yarder against Boise State in the MAACO Las Vegas Bowl (12/22/11)...**as a senior (2012)**, played in 13 games and hauled in 37 receptions for 610 yards and six touchdowns...returned 15 kickoffs for 384 yards with a touchdown...exploded for 139 receiving yards and three touchdowns on four receptions in the teams bowl victory over Navy...**as a junior (2011)**, saw action in 13 contests and collected 254 receiving yards and a touchdown on 18 catches...**as a sophomore (2010)**, attended Butte College...totaled 368 receiving yards on 17 receptions with three touchdowns and 180 rushing yards...added 498 yards on kickoff returns and 195 yards on punt returns...**as a freshman (2009)**, hauled in 11 receptions for 246 yards (22.4 avg.) with two touchdowns at Butte College...boasted a 14.8-yard averaged on 24 punt returns with three touchdowns with a long return of 96 yards...graduated with a degree (when?) or majored in what...**high school/personal**: attended Vallejo (Calif.) High School...as senior in 2008, caught 21 passes for 323 yards with a touchdown and rushed 48 times for 268 yards with two touchdowns...added 30 tackles, five interceptions, three pass deflections, one forced fumble and one fumble recovery on defense...was a member of the Arizona State outdoor and indoor track teams...set a career fastest time in the 200m clocking a time of 21.01 seconds at the Pac-12 Championships...member of the Pac-12 Championship first place 4x100m relay...born Rashad Ahmad Ross on Feb. 2, 1990 in Vallejo, Calif.





## **2012 REVIEW**

## 2012–2013 TITANS TRANSACTIONS

<b>2012</b>	
<b>January 2</b>	Signed <b>G RYAN DURAND</b> , <b>DE PANNEL EGBOH</b> , <b>TE CAMERON GRAHAM</b> , <b>WR JAMES KIRKENDOLL</b> , <b>T/G TROY KROPOG</b> , <b>WR MICHAEL PRESTON</b> and <b>CB TERRENCE WHEATLEY</b> to future contracts
<b>January 3</b>	Signed <b>RB HERB DONALDSON</b> to a future contract
<b>January 4</b>	Fired secondary coach <b>MARCUS ROBERTSON</b> and assistant secondary coach <b>CURTIS FULLER</b>
<b>January 5</b>	Signed <b>S AL AFALAVA</b> , <b>LS JAKE INGRAM</b> and <b>G DUKE ROBINSON</b> to future contracts
<b>January 6</b>	Signed <b>DE KEYUNTA DAWSON</b> and <b>RB DARIUS REYNAUD</b> to future contracts
<b>January 10</b>	Signed <b>FB WILL TA'UFO'OU</b> and <b>LB LAWRENCE WILSON</b> to future contracts
<b>January 16</b>	Hired <b>BRETT MAXIE</b> as secondary coach
<b>January 18</b>	Elevated <b>MIKE REINFELDT</b> to senior executive vice president/chief operating officer and <b>RUSTON WEBSTER</b> to executive vice president/general manager; promoted <b>LAKE DAWSON</b> to vice president of player personnel
<b>January 23</b>	Hired <b>STEVE BROWN</b> as assistant secondary coach and <b>KEITH MILLARD</b> as defensive assistant/pass rush specialist
<b>January 31</b>	Hired <b>NATE KACZOR</b> as assistant offensive line coach
<b>February 10</b>	Hired <b>JONATHAN GANNON</b> as defensive assistant/quality control; <b>ARTHUR SMITH</b> becomes new offensive assistant/quality control
<b>February 14</b>	Signed free agent <b>DT LAMAR DIVENS</b>
<b>March 5</b>	Designated <b>S MICHAEL GRIFFIN</b> as the Franchise Player
<b>March 16</b>	Re-signed unrestricted free agent <b>S JORDAN BABINEAUX</b>
<b>March 19</b>	Signed free agent <b>G STEVE HUTCHINSON</b>
<b>March 20</b>	Signed free agent <b>DE KAMERION WIMBLEY</b>
<b>April 2</b>	Re-signed unrestricted free agent <b>LB TIM SHAW</b>
<b>April 5</b>	Signed free agent <b>DE LEGER DOUZABLE</b>
<b>April 16</b>	Re-signed unrestricted free agent <b>DE DAVE BALL</b>
<b>April 19</b>	Waived <b>G DUKE ROBINSON</b>
<b>April 26</b>	Drafted <b>WR KENDALL WRIGHT</b> (first round, 20th overall)
<b>April 27</b>	Drafted <b>LB ZACH BROWN</b> (second round, 52nd overall) and <b>DT MIKE MARTIN</b> (third round, 82nd overall)
<b>April 28</b>	Drafted <b>CB COTY SENSABAUGH</b> (fourth round, 115th overall); Traded fifth-round selection (155th overall) and seventh-round selection (227th overall) to the Miami Dolphins for their fifth-round selection (145th overall); Drafted <b>TE TAYLOR THOMPSON</b> (fifth round, 145th overall) and <b>S MARKELLE MARTIN</b> (sixth round, 190th overall); Traded 2013 sixth-round selection to the Minnesota Vikings for their seventh-round selection (211th overall); Drafted <b>DE SCOTT SOLOMON</b> (seventh round, 211th overall)
<b>May 1</b>	Waived <b>FB WILL TA'UFO'OU</b> and <b>LB LAWRENCE WILSON</b> ; signed free agents <b>LB ZAC DILES</b> and <b>FB COLLIN MOONEY</b>
<b>May 3</b>	Signed the following undrafted free agents: <b>WR DEVIN AGUILAR</b> , <b>TE BRANDON BARDEN</b> , <b>P/K WILL BATSON</b> , <b>G/T GEORGE BIAS</b> , <b>G CHANDLER BURDEN</b> , <b>WR CHASE DEADDER</b> , <b>WR LaQUINTON EVANS</b> , <b>LB ALEX WATKINS</b> , <b>RB DARRYL WHITING</b> , <b>CB GARY WILBURN</b> and <b>WR D.J. WOODS</b>
<b>May 4</b>	Signed the following undrafted free agents: <b>LS/TE BEAU BRINKLEY</b> , <b>QB NICK STEPHENS</b> and <b>C WILLIAM VLACHOS</b>
<b>May 8</b>	Signed the following undrafted free agents: <b>DT DaJOHN HARRIS</b> and <b>S CHRISTIAN SCOTT</b>
<b>May 15</b>	Signed fourth-round choice <b>CB COTY SENSABAUGH</b>
<b>May 17</b>	Signed third-round choice <b>DT MIKE MARTIN</b>
<b>May 21</b>	Signed second-round choice <b>LB ZACH BROWN</b> and sixth-round choice <b>S MARKELLE MARTIN</b>
<b>May 23</b>	Signed seventh-round choice <b>DE SCOTT SOLOMON</b>
<b>May 24</b>	Signed fifth-round choice <b>TE TAYLOR THOMPSON</b>
<b>June 4</b>	Signed free agent <b>G KYLE DeVAN</b> ; waived <b>RB DARRYL WHITING</b>
<b>June 12</b>	Terminated vested veteran <b>TE DANIEL GRAHAM</b>
<b>June 13</b>	Signed free agent <b>C JON COOPER</b>
<b>June 19</b>	Signed Franchise Player <b>S MICHAEL GRIFFIN</b> to a long-term contract
<b>June 21</b>	Waived <b>LS JAKE INGRAM</b> and <b>CB GARY WILBURN</b>
<b>July 24</b>	Signed free agent <b>S AARON FRANCISCO</b> ; declared <b>S MARKELLE MARTIN</b> physically unable to perform
<b>July 25</b>	Waived <b>G CHANDLER BURDEN</b> ; declared <b>WR KENNY BRITT</b> physically unable to perform
<b>July 27</b>	Placed <b>C JON COOPER</b> on reserve/retired list; placed <b>WR O.J. MURDOCK</b> on reserve/did not report list
<b>August 1</b>	Signed first-round choice <b>WR KENDALL WRIGHT</b> ; signed free agent <b>TE JOEY HAYNOS</b>
<b>August 2</b>	Signed free agent <b>WR MARCUS HARRIS</b>
<b>August 4</b>	Signed free agent <b>C/G CHRIS MORRIS</b>
<b>August 8</b>	Placed <b>C/G EUGENE AMANO</b> on injured reserve; signed free agent <b>S TRACY WILSON</b>
<b>August 10</b>	Waived injured <b>LB ALEX WATKINS</b>
<b>August 16</b>	Signed free agent <b>G MICHAEL JASPER</b> and <b>T JONATHAN PALMER</b>
<b>August 20</b>	Placed <b>LB GERALD McRATH</b> on injured reserve
<b>August 22</b>	Terminated vested veteran <b>DT SHAUN SMITH</b>
<b>August 26</b>	Placed <b>WR MARC MARIANI</b> on injured reserve; waived <b>P/K WILL BATSON</b> , <b>G GEORGE BIAS</b> , <b>WR CHASE DEADDER</b> , <b>RB HERB DONALDSON</b> , <b>WR LaQUINTON EVANS</b> , <b>WR MARCUS HARRIS</b> , <b>TE JOEY HAYNOS</b> , <b>T JONATHAN PALMER</b> , <b>S CHRISTIAN SCOTT</b> , <b>QB NICK STEPHENS</b> , <b>C WILLIAM VLACHOS</b> ; placed <b>S MARKELLE MARTIN</b> on reserve/physically unable to perform list
<b>August 29</b>	Moved <b>WR KENNY BRITT</b> from Physically Unable to Perform to active roster
<b>August 31</b>	Terminated vested veterans <b>G KYLE DeVAN</b> , <b>S AARON FRANCISCO</b> and <b>C CHRIS MORRIS</b> ; waived <b>WR DEVIN AGUILAR</b> , <b>TE BRANDON BARDEN</b> , <b>DT ZACH CLAYTON</b> , <b>DT LAMAR DIVENS</b> , <b>TE CAMERON GRAHAM</b> , <b>CB CHRIS HAWKINS</b> , <b>G MICHAEL JASPER</b> , <b>WR JAMES KIRKENDOLL</b> , <b>FB COLLIN MOONEY</b> , <b>WR MICHAEL PRESTON</b> , <b>DE MALCOLM SHEPPARD</b> , <b>S TRACY WILSON</b> , <b>WR D.J. WOODS</b> ; placed <b>DE DAVE BALL</b> , <b>DE LEGER DOUZABLE</b> , <b>G RYAN DURAND</b> , <b>LB KEVIN MALAST</b> and <b>CB TERRENCE WHEATLEY</b> on injured reserve
<b>September 1</b>	Signed <b>TE BRANDON BARDEN</b> , <b>DT ZACH CLAYTON</b> , <b>FB COLLIN MOONEY</b> , <b>WR MICHAEL PRESTON</b> and <b>S TRACY WILSON</b> to the practice squad
<b>September 2</b>	Signed <b>RB DARREN EVANS</b> to the practice squad
<b>September 3</b>	Signed <b>WR VIDAL HAZELTON</b> to the practice squad; terminated vested veteran <b>CB TERRENCE WHEATLEY</b> from reserve/injured with an injury settlement
<b>September 4</b>	Signed <b>G CHRIS DeGEARE</b> to the practice squad
<b>September 6</b>	Waived <b>LB ALEX WATKINS</b> from reserve/injured with an injury settlement
<b>September 10</b>	Activated <b>WR KENNY BRITT</b> from the reserve/suspended list; waived <b>G RYAN DURAND</b> from reserve/injured with an injury settlement
<b>September 11</b>	Signed free agent <b>G DEUCE LUTUI</b> ; lifted the roster exemption for <b>WR KENNY BRITT</b> ; waived <b>DE PANNEL EGBOH</b> and <b>T TROY KROPOG</b>
<b>September 26</b>	Placed <b>DE KEYUNTA DAWSON</b> on injured reserve; signed free agent <b>DE PANNEL EGBOH</b>
<b>October 16</b>	<b>S MARKELLE MARTIN</b> returns to practice but remains on reserve/physically unable to perform list
<b>October 17</b>	Placed <b>G CHRIS DeGEARE</b> on the practice squad injured list; signed <b>DE THADDEUS GIBSON</b> to the practice squad
<b>October 23</b>	Released <b>WR VIDAL HAZELTON</b> from the practice squad
<b>October 24</b>	Placed <b>LB ZAC DILES</b> on injured reserve; signed free

## 2012–2013 TITANS TRANSACTIONS

	agent <b>LB XAVIER ADIBI</b> ; signed <b>C TYLER HORN</b> to the practice squad		to linebackers coach; signed <b>QB NATHAN ENDERLE</b> to a future contract
<b>October 26</b>	Placed <b>RB JAVON RINGER</b> on injured reserve; signed <b>S TRACY WILSON</b> from the practice squad to the active roster	<b>February 7</b>	Hired <b>GREGG WILLIAMS</b> as senior assistant/defense coach; moved <b>ARTHUR SMITH</b> from offensive assistant/quality control to offensive line/tight end assistant
<b>October 30</b>	Waived <b>S TRACY WILSON</b>	<b>February 13</b>	Waived <b>LB KEVIN MALAST</b>
<b>October 31</b>	Signed free agent <b>G KYLE DeVAN</b>	<b>February 18</b>	Hired <b>STEVE HOFFMAN</b> as assistant special teams coach
<b>November 1</b>	Signed <b>S TRACY WILSON</b> to the practice squad	<b>March 1</b>	Signed free agent <b>S GEORGE WILSON</b>
<b>November 3</b>	Waived <b>G KYLE DeVAN</b> ; signed <b>S TRACY WILSON</b> from the practice squad to the active roster	<b>March 12</b>	Placed <b>G STEVE HUTCHINSON</b> on the reserve/retired list; terminated vested veteran <b>S JORDAN BABINEAUX</b> ; waived <b>G MITCH PETRUS</b>
<b>November 6</b>	Waived <b>DE PANNEL EGBOH</b> ; <b>S MARKELLE MARTIN</b> remains on reserve/physically unable to perform list	<b>March 14</b>	Signed unrestricted free agents <b>LB MOISE FOKOU</b> , <b>RB SHONN GREENE</b> , <b>DT SAMMIE HILL</b> , <b>G ANDY LEVITRE</b> and <b>TE DELANIE WALKER</b>
<b>November 7</b>	Placed <b>G/C LEROY HARRIS</b> on injured reserve; signed free agents <b>G KYLE DeVAN</b> and <b>DE JARIUS WYNN</b> ; signed <b>LB RICO COUNCIL</b> to the practice squad	<b>March 15</b>	Re-signed unrestricted free agent <b>RB DARIUS REYNAUD</b>
<b>November 20</b>	Released <b>LB RICO COUNCIL</b> from the practice squad; signed <b>LB MIKE MOHAMED</b> to the practice squad	<b>March 18</b>	Terminated vested veteran <b>QB MATT HASSELBECK</b> ; re-signed unrestricted free agent <b>FB QUINN JOHNSON</b>
<b>November 24</b>	Waived <b>G KYLE DeVAN</b> ; signed <b>RB DARREN EVANS</b> from the practice squad to the active roster	<b>March 20</b>	Signed unrestricted free agent <b>G/C ROB TURNER</b>
<b>November 26</b>	Fired offensive coordinator <b>CHRIS PALMER</b> ; named quarterbacks coach <b>DOWELL LOGGAINS</b> offensive coordinator	<b>March 26</b>	Signed free agents <b>QB RYAN FITZPATRICK</b> and <b>S BERNARD POLLARD</b>
<b>November 27</b>	Placed <b>RB DARREN EVANS</b> on injured reserve; signed free agent <b>G KYLE DeVAN</b>	<b>March 28</b>	Signed unrestricted free agent <b>DE ROPATI PITOITUA</b>
<b>November 28</b>	Signed <b>RB LENNON CREER</b> to the practice squad	<b>April 4</b>	Signed free agent <b>WR KEVIN WALTER</b>
<b>December 1</b>	Waived <b>G KYLE DeVAN</b> ; signed <b>FB COLLIN MOONEY</b> from the practice squad to the active roster	<b>April 5</b>	Signed unrestricted free agent <b>C/G CHRIS SPENCER</b>
<b>December 4</b>	Placed <b>S ROBERT JOHNSON</b> and <b>T DAVID STEWART</b> on injured reserve; signed free agent <b>G KYLE DeVAN</b> ; signed free agent <b>T DANIEL BALDRIDGE</b> from the Jacksonville Jaguars' practice squad; signed <b>G/T CHRIS SCOTT</b> to the practice squad	<b>April 19</b>	Waived <b>RB DARREN EVANS</b>
<b>December 5</b>	Placed <b>G STEVE HUTCHINSON</b> on injured reserve; claimed <b>G MITCH PETRUS</b> off waivers from the New England Patriots	<b>April 22</b>	Re-signed restricted free agent <b>C/G FERNANDO VELASCO</b>
<b>December 6</b>	The Buffalo Bills signed <b>G/T CHRIS SCOTT</b> off the practice squad to their active roster; signed <b>WR DIONDRE BOREL</b> to the practice squad	<b>April 25</b>	Drafted <b>G CHANCE WARMACK</b> (first round, 10th overall)
<b>December 7</b>	Waived <b>FB COLLIN MOONEY</b> ; signed <b>WR MICHAEL PRESTON</b> from the practice squad to the active roster	<b>April 26</b>	Traded a 2013 second round selection (40th overall), a 2013 seventh round selection (216th overall) and a 2014 third round selection to San Francisco for the 49ers' 2013 second round selection (34th overall); drafted <b>WR JUSTIN HUNTER</b> (second round, 34th overall), <b>CB BLIDI WREH-WILSON</b> (third round, 70th overall) and <b>LB ZAVIAR GOODEN</b> (third round, 97th overall)
<b>December 10</b>	Signed <b>FB COLLIN MOONEY</b> to the practice squad	<b>April 27</b>	Drafted <b>C BRIAN SCHWENKE</b> (fourth round, 107th overall), <b>DE LAVAR EDWARDS</b> (fifth round, 142nd overall), <b>CB KHALID WOOTE</b> (sixth round, 202nd overall) and <b>S DAIMION STAFFORD</b> (seventh round, 248th overall)
<b>December 11</b>	Released <b>RB LENNON CREER</b> from the practice squad; signed <b>TE MARTELL WEBB</b> to the practice squad	<b>May 1</b>	Terminated vested veteran <b>WR LAVELLE HAWKINS</b> ; waived <b>WR MICHAEL CALVIN</b> and <b>S SUAESI TUIMAUNEI</b>
<b>December 13</b>	Placed <b>TE JARED COOK</b> on injured reserve; signed <b>TE BRANDON BARDEN</b> from the practice squad to the active roster; signed <b>S SUAESI TUIMAUNEI</b> to the practice squad	<b>May 8</b>	Waived <b>RB JAMIE HARPER</b> ; signed unrestricted free agent <b>RB JALEN PARMELE</b>
<b>December 26</b>	Placed <b>LB MIKE MOHAMED</b> on the practice squad injured list; signed <b>RB ALVESTER ALEXANDER</b> to the practice squad	<b>May 10</b>	Signed the following undrafted free agents: <b>C ELOY ATKINSON</b> , <b>CB GEORGE BAKER</b> , <b>K MAIKON BONANI</b> , <b>DT STEFAN CHARLES</b> , <b>TE JOHN DOYLE</b> , <b>WR TRAVIS HARVEY</b> , <b>RB STEFFHON JEFFERSON</b> , <b>G OSCAR JOHNSON</b> , <b>DE NIGEL NICHOLAS</b> , <b>CB MATTHEW PIERCE</b> , <b>WR RASHAD ROSS</b> , <b>T MATT SEWELL</b> , <b>WR DONTEL WATKINS</b> , <b>LB JONATHAN WILLARD</b> , <b>LB TOM WORT</b>
<b>December 28</b>	Placed <b>LB COLIN McCARTHY</b> on injured reserve; signed <b>FB COLLIN MOONEY</b> from the practice squad to the active roster	<b>May 11</b>	Waived <b>LB TOM WORT</b> failed physical
<b>December 31</b>	Signed <b>WR DIONDRE BOREL</b> , <b>DT ZACH CLAYTON</b> , <b>DE THADDEUS GIBSON</b> , <b>S SUAESI TUIMAUNEI</b> and <b>TE MARTELL WEBB</b> to future contracts	<b>May 13</b>	Signed unrestricted free agent <b>DT ANTONIO JOHNSON</b>
		<b>May 14</b>	Waived <b>T MATT SEWELL</b> left squad
		<b>May 15</b>	Waived <b>RB STEFFHON JEFFERSON</b> ; signed free agent <b>RB ALVESTER ALEXANDER</b> and <b>LB GREG JONES</b>
		<b>May 30</b>	Signed fourth-round choice <b>C BRIAN SCHWENKE</b> , fifth-round choice <b>DE LAVAR EDWARDS</b> , sixth-round choice <b>CB KHALID WOOTE</b> and seventh-round choice <b>S DAIMION STAFFORD</b>
<b>2013</b>		<b>June 5</b>	Signed third-round choice <b>LB ZAVIAR GOODEN</b>
<b>January 14</b>	Signed <b>WR MICHAEL CALVIN</b> , <b>G KASEY STUDDARD</b> and <b>WR ROBERTO WALLACE</b> to future contracts	<b>June 6</b>	Terminated vested veteran <b>C/G EUGENE AMANO</b>
<b>January 17</b>	Fired linebackers coach <b>FRANK BUSH</b> , special teams coach <b>ALAN LOWRY</b> , running backs coach <b>JIM SKIPPER</b> and tight ends coach <b>JOHN ZERNHELT</b> ; hired <b>SHAWN JEFFERSON</b> as wide receivers coach, <b>GEORGE HENSHAW</b> as tight ends coach and <b>SYLVESTER CROOM</b> as running backs coach; moved <b>DAVE RAGONE</b> from wide receivers coach to quarterbacks coach, <b>NATE KACZOR</b> from assistant offensive line coach to special teams coach and <b>CHET PARLAVECCHIO</b> from special teams assistant	<b>June 13</b>	Signed second-round choice <b>WR JUSTIN HUNTER</b>
		<b>June 19</b>	Signed free agent <b>T BARRY RICHARDSON</b>
		<b>June 20</b>	Signed third-round choice <b>BLIDI WREH-WILSON</b>



## TITANS 2012 PARTICIPATION CHART

Player	9/9	9/16	9/23	9/30	10/7	10/11	10/21	10/28	11/4	11/11	11/25	12/2	12/9	12/17	12/23	12/30	Season Totals			
	NE	@SD	Det	@Hou	@Min	Pit	@Buf	Ind	Chi	@Mia	@Jax	Hou	@Ind	NYJ	@GB	Jax	GP	GS	DNP	IA
Adibi, Xavier	X	X	X	X	X	X	X	P	P	IA	IA	P	P	IA	P	P	6	0	0	3
Alexander, Alvester	X	X	X	X	X	X	X	X	X	X	X	X	X	X	X	PS	0	0	0	0
Alfalava, Al	P	IA	IA	P	P	P	P	P	P	IA	IA	P	P	SS	P	SS	12	2	0	4
Amano, Eugene	IR	IR	IR	IR	IR	IR	IR	IR	IR	IR	IR	IR	IR	IR	IR	IR	0	0	0	0
Ayers, Akeem	SLB	SLB	SLB	SLB	SLB	SLB	SLB	SLB	SLB	SLB	SLB	P	SLB	SLB	P	MLB	16	14	0	0
Babineaux, Jordan	P	P	SS	SS	SS	SS	SS	SS	SS	SS	SS	SS	SS	P	SS	P	16	12	0	0
Bailey, Patrick	P	P	P	P	IA	IA	P	IA	IA	P	P	P	P	P	P	P	12	0	0	4
Baldrige, Daniel	X	X	X	X	X	X	X	X	X	X	X	X	IA	IA	DNP	IA	0	0	1	3
Ball, Dave	IR	IR	IR	IR	IR	IR	IR	IR	IR	IR	IR	IR	IR	IR	IR	IR	0	0	0	0
Barden, Brandon	PS	PS	PS	PS	PS	PS	PS	PS	PS	PS	PS	PS	PS	P	P	P	3	0	0	0
Bironas, Rob	P	P	P	P	P	P	P	P	P	P	P	P	P	P	P	P	16	0	0	0
Borel, Diondre	X	X	X	X	X	X	X	X	X	X	X	X	PS	PS	PS	PS	0	0	0	0
Brinkley, Beau	P	P	P	P	P	P	P	P	P	P	P	P	P	P	P	P	16	0	0	0
Britt, Kenny	SUS	P	WR	IA	P	P	WR	WR	WR	WR	WR	WR	WR	WR	WR	WR	14	11	0	1
Brown, Zach	P	WLB	WLB	WLB	WLB	WLB	P	WLB	P	WLB	WLB	WLB	WLB	WLB	WLB	WLB	16	13	0	0
Campbell, Tommie	P	P	P	P	P	P	IA	IA	P	P	P	P	P	P	P	P	14	0	0	2
Casey, Jurrell	DT	DT	DT	DT	DT	DT	DT	DT	DT	DT	DT	DT	DT	DT	DT	DT	16	16	0	0
Clayton, Zach	PS	PS	PS	PS	PS	PS	PS	PS	PS	PS	PS	PS	PS	PS	PS	PS	0	0	0	0
Cook, Jared	TE	TE	TE	P	P	P	P	P	TE	P	P	TE	P	IR	IR	IR	13	5	0	0
Creer, Lennon	X	X	X	X	X	X	X	X	X	X	X	PS	PS	X	X	X	0	0	0	0
Dawson, Keyunta	P	P	P	IR	IR	IR	IR	IR	IR	IR	IR	IR	IR	IR	IR	IR	3	0	0	0
DeGeare, Chris	PS	PS	PS	PS	PS	PS	PS-I	PS-I	PS-I	PS-I	PS-I	PS-I	PS-I	PS-I	PS-I	PS-I	0	0	0	0
DeVan, Kyle	X	X	X	X	X	X	X	X	X	IA	X	X	P	P	P	C	4	1	0	1
Diles, Zac	IA	P	P	P	P	P	MLB	IR	IR	IR	IR	IR	IR	IR	IR	IR	6	1	0	1
Douzable, Leger	IR	IR	IR	IR	IR	IR	IR	IR	IR	IR	IR	IR	IR	IR	IR	IR	0	0	0	0
Durand, Ryan	IR	X	X	X	X	X	X	X	X	X	X	X	X	X	X	X	0	0	0	0
Egboh, Pannel	IA	X	X	P	P	P	P	P	P	X	X	X	X	X	X	X	6	0	0	1
Evans, Darren	PS	PS	PS	PS	PS	PS	PS	PS	PS	PS	P	IR	IR	IR	IR	IR	1	0	0	0
Gibson, Thaddeus	X	X	X	X	X	X	PS	PS	PS	PS	PS	PS	PS	PS	PS	PS	0	0	0	0
Griffin, Michael	SS	SS	FS	FS	FS	FS	FS	FS	FS	FS	FS	FS	FS	FS	FS	FS	16	16	0	0
Harper, Jamie	P	DNP	P	IA	IA	P	P	P	P	P	IA	IA	P	P	P	DNP	10	0	2	4
Harris, DaJohn	P	P	P	IA	P	IA	P	IA	IA	IA	IA	IA	IA	P	P	IA	7	0	0	9
Harris, Leroy	RG	RG	RG	RG	RG	RG	RG	RG	IA	IR	IR	IR	IR	IR	IR	IR	8	8	0	1
Hasselbeck, Matt	P	DNP	DNP	P	QB	QB	QB	QB	QB	P	DNP	DNP	DNP	DNP	DNP	DNP	8	5	8	0
Hawkins, Lavelle	P	P	IA	P	IA	IA	IA	P	IA	IA	IA	IA	IA	P	WR	P	7	1	0	9
Hazelton, Vidal	PS	PS	PS	PS	PS	PS	PS	X	X	X	X	X	X	X	X	X	0	0	0	0
Horn, Tyler	X	X	X	X	X	X	X	PS	PS	PS	PS	PS	PS	PS	PS	PS	0	0	0	0
Hutchinson, Steve	LG	LG	LG	LG	LG	LG	LG	LG	LG	LG	LG	LG	LG	IR	IR	IR	12	12	0	0
Johnson, Chris	RB	RB	P	RB	RB	RB	RB	RB	RB	RB	RB	RB	RB	RB	RB	RB	16	15	0	0
Johnson, Quinn	P	P	P	P	FB	FB	FB	FB	P	P	FB	P	FB	FB	P	FB	16	8	0	0
Johnson, Robert	FS	FS	P	P	P	P	P	P	P	P	P	DB	IR	IR	IR	IR	12	3	0	0
Kern, Brett	P	P	P	P	P	P	P	P	P	P	P	P	P	P	P	P	16	0	0	0
Klug, Karl	DT	P	P	P	P	P	P	P	P	P	P	P	P	P	P	P	16	1	0	0
Kropog, Troy	P	X	X	X	X	X	X	X	X	X	X	X	X	X	X	X	1	0	0	0
Locker, Jake	QB	QB	QB	QB	IA	IA	IA	IA	IA	QB	QB	QB	QB	QB	QB	QB	11	11	0	5
Lutui, Deuce	X	IA	IA	IA	IA	IA	IA	IA	RG	RG	RG	RG	RG	RG	RG	RG	8	8	0	7
Malast, Kevin	IR	IR	IR	IR	IR	IR	IR	IR	IR	IR	IR	IR	IR	IR	IR	IR	0	0	0	0
Mariani, Marc	IA	IR	IR	IR	IR	IR	IR	IR	IR	IR	IR	IR	IR	IR	IR	IR	0	0	0	0
Marks, Sen'Derrick	IA	IA	DT	DT	DT	DT	DT	DT	DT	DT	DT	DT	DT	DT	DT	DT	14	14	0	2
Martin, Markelle	PUP	PUP	PUP	PUP	PUP	PUP	PUP	PUP	PUP	PUP	PUP	PUP	PUP	PUP	PUP	PUP	0	0	0	0
Martin, Mike	P	DT	P	P	P	P	P	P	P	P	P	P	P	P	P	P	16	1	0	0
Matthews, Kevin	P	P	P	P	P	P	P	P	P	P	P	P	C	C	IA	IA	14	2	0	2
McCarthy, Colin	MLB	IA	IA	IA	MLB	MLB	IA	MLB	MLB	MLB	MLB	IA	IA	IA	IA	IR	7	7	0	8
McCourty, Jason	CB	CB	CB	CB	CB	CB	CB	CB	CB	CB	CB	CB	CB	CB	CB	CB	16	16	0	0
McRath, Gerald	IR	IR	IR	IR	IR	IR	IR	IR	IR	IR	IR	IR	IR	IR	IR	IR	0	0	0	0
Mohamed, Mike	X	X	X	X	X	X	X	X	X	X	PS	PS	PS	PS	PS-I	0	0	0	0	
Mooney, Collin	PS	PS	PS	PS	PS	PS	PS	PS	PS	PS	PS	P	X	PS	PS	P	2	0	0	0
Morgan, Derrick	DE	DE	DE	DE	DE	DE	DE	DE	DE	DE	DE	DE	DE	DE	DE	DE	16	16	0	0
Mouton, Ryan	DB	P	P	P	P	P	DB	P	P	P	P	IA	P	P	IA	IA	13	2	0	3
Otto, Mike	IA	IA	IA	IA	IA	IA	DNP	LT	DNP	P	DNP	P	RT	RT	IA	P	6	3	3	7
Petrus, Mitch	X	X	X	X	X	X	X	X	X	X	X	X	IA	IA	LG	P	2	1	0	2
Preston, Michael	PS	PS	PS	PS	PS	PS	PS	PS	PS	PS	PS	PS	P	P	P	P	4	0	0	0
Reynaud, Darius	P	P	P	P	P	P	P	P	P	P	P	P	P	P	P	P	16	0	0	0
Ringer, Javon	IA	IA	IA	P	P	IA	IA	IR	IR	IR	IR	IR	IR	IR	IR	IR	2	0	0	5
Roos, Michael	LT	LT	LT	LT	LT	LT	LT	LT	IA	LT	LT	LT	LT	LT	LT	LT	15	15	0	1
Sensabaugh, Coty	P	P	P	P	P	P	P	P	DB	P	P	P	P	P	DB	DB	16	3	0	0
Shaw, Tim	P	P	P	P	P	P	P	P	P	P	P	P	MLB	MLB	P	P	16	2	0	0
Smith, Rusty	IA	IA	IA	IA	P	DNP	DNP	DNP	DNP	IA	IA	IA	IA	IA	IA	IA	1	0	4	11
Solomon, Scott	P	P	P	P	IA	P	P	P	P	P	P	P	P	IA	IA	P	13	0	0	3
Stevens, Craig	TE	TE	TE	TE	TE	TE	TE	TE	TE	TE	TE	TE	TE	TE	TE	IA	15	15	0	1
Stewart, David	RT	RT	RT	RT	RT	RT	RT	RT	RT	RT	RT	RT	IR	IR	IR	IR	12	12	0	0
Stingily, Byron	IA	DNP	DNP	DNP	DNP	DNP	IA	P	IA	IA	IA	IA	P	P	RT	RT	5	2	5	6
Thompson, Taylor	TE	P	P	TE	P	P	P	P	P	TE	P	P	P	P	TE	TE	16	4	0	0
Tuimaunei, Suaesi	X	X	X	X	X	X	X	X	X	X	X	X	X	PS	PS	PS	0	0	0	0
Velasco, Fernando	C	C	C	C	C	C	C	C	C	C	C	C	LG	LG	C	LG	16	16	0	0
Verner, Alterraun	CB	CB	CB	CB	CB	CB	CB	CB	CB	CB	CB	CB	CB	CB	CB	CB	16	16	0	0
Washington, Nate	P	P	WR	WR	WR	WR	WR	WR	WR	WR	WR	WR	WR	WR	WR	WR	16	14	0	0
Webb, Martell	X	X	X	X	X	X	X	X	X	X	X	X	X	PS	PS	PS	0	0	0	0
Williams, Damian	WR	WR	P	P	P	P	P	P	P	P	P	P	IA	IA	P	IA	13	2	0	3
Wilson, Tracy	PS	PS	PS	PS	PS	PS	PS	P	P	P	P	P	P	P	P	P	9	0	0	0
Wimbley, Kameron	DE	DE	DE	DE	DE	DE	DE	DE	DE	DE	DE	DE	DE	DE	DE	DE	16	16	0	0
Witherspoon, Will	P	MLB	MLB	MLB	P	P	P	IA	IA	P	P	MLB	P	P	MLB	P	14	5	0	2
Wright, Kendall	P	WR	WR	WR	WR	WR	P	P	P	P	P	P	P	P	IA	P	15	5	0	1
Wynn, Jarius	X	X	X	X	X	X	X	X	X	P	P	P	P	P	P	P	7	0	0	0

Starters indicated by position (QB, RB, MLB, etc.); P = played but did not start; DNP = active but did not play; IA = inactive for game; PS = practice squad; PS-I = practice squad injured reserve; X = not on roster; IR = injured reserve; SUS = reserve/suspended; NFI = non-football injury; PUP = physically unable to perform

# TITANS 2012 REGULAR SEASON STATISTICS

Won 6, Lost 10

Date	W-L	Score	OT	Opponent	Attendance
09/09	L	13-34		New England	69,143*
09/16	L	10-38		at San Diego	60,804*
09/23	W	44-41	OT	Detroit	69,143*
09/30	L	14-38		at Houston	71,581*
10/07	L	7-30		at Minnesota	57,652*
10/11	W	26-23		Pittsburgh	69,143*
10/21	W	35-34		at Buffalo	68,836*
10/28	L	13-19	OT	Indianapolis	69,143*
11/04	L	20-51		Chicago	69,143*
11/11	W	37-3		at Miami	60,165
11/25	L	19-24		at Jacksonville	63,323*
12/02	L	10-24		Houston	69,143*
12/09	L	23-27		at Indianapolis	64,688*
12/17	W	14-10		New York Jets	69,143*
12/23	L	7-55		at Green Bay	70,508*
12/30	W	38-20		Jacksonville	69,143*

\* Sellout

Statistic	Tenn.	Opp.
<b>Total First Downs</b>	<b>260</b>	<b>358</b>
Rushing	70	122
Passing	166	210
Penalty	24	26
3rd Down: Made/Att	83/217	85/214
3rd Down Pct.	38.2	39.7
4th Down: Made/Att	5/15	6/14
4th Down Pct.	33.3	42.9
<b>Possession Avg.</b>	<b>27:18</b>	<b>32:42</b>
<b>Total Net Yards</b>	<b>5,010</b>	<b>5,999</b>
Avg. Per Game	313.1	374.9
Total Plays	957	1,086
Avg. Per Play	5.2	5.5
Net Yards Rushing	1,687	2,035
Avg. Per Game	105.4	127.2
Total Rushes	378	483
Net Yards Passing	3,323	3,964
Avg. Per Game	207.7	247.8
Sacked/Yards Lost	39/254	39/241
Gross Yards	3,577	4,205
Att./Completions	540/318	564/374
Completion Pct.	58.9	66.3
Had Intercepted	16	19
<b>Punts/Average</b>	<b>83/46.4</b>	<b>70/44.1</b>
Net Punting Avg.	83/40.4	70/36.1
<b>Penalties/Yards</b>	<b>106/847</b>	<b>86/717</b>
<b>Fumbles/Ball Lost</b>	<b>21/12</b>	<b>15/5</b>
<b>Touchdowns</b>	<b>36</b>	<b>55</b>
Rushing	10	16
Passing	17	31
Returns	9	8

Score By Periods	Q1	Q2	Q3	Q4	OT	PTS
<b>Team</b>	72	94	66	95	3	<b>330</b>
<b>Opponents</b>	155	58	116	136	6	<b>471</b>

Scoring	TD	Rush	Rec	Ret	K-PAT	FG	S	PTS
Bironas	0	0	0	0	35/35	25/31	0	110
C. Johnson	6	6	0	0			0	36
Britt	4	0	4	0			0	26
Cook	4	0	4	0			0	24
Washington	4	0	4	0			0	24
Wright	4	0	4	0			0	24
Harper	3	3	0	0			0	18
Reynaud	3	0	0	3b			0	18
Brown	2	0	0	2f			0	12
Campbell	1	0	0	1a			0	6
Locker	1	1	0	0			0	6
McCarthy	1	0	0	1d			0	6
Stevens	1	0	1	0			0	6
Verner	1	0	0	1c			0	6
Witherspoon	1	0	0	1e			0	6
Team Defense	0	0	0	0			1	2
<b>Team</b>	<b>36</b>	<b>10</b>	<b>17</b>	<b>9</b>	<b>35/35</b>	<b>25/31</b>	<b>1</b>	<b>330</b>
<b>Opponents</b>	<b>55</b>	<b>16</b>	<b>31</b>	<b>8</b>	<b>52/52</b>	<b>29/31</b>	<b>0</b>	<b>471</b>

a - 65-yd punt return vs. Det. on 9/23; b - 105-yd kickoff return vs. Det. on 9/23, 69-yd punt return vs. Jax. on 12/30, 81-yd punt return vs. Jax. on 12/30; c - 72-yd fumble return vs. Det. on 9/23; d - 49-yd interception return at Mia. on 11/11; e - 40-yd interception return at Ind. on 12/9; f - 79-yd interception return vs. Jax. on 12/30, 30-yd interception return vs. Jax. on 12/30

2-Pt Conv: Britt, TM 1-1, OPP 1-2

Passing	Att	Cmp	Yds	Cmp%	Yds/Att	TD	TD%	Int	Int%	Long	Sack/Lost	Rating
Locker	314	177	2,176	56.4	6.93	10	3.2	11	3.5	71t	25/151	74.0
Hasselbeck	221	138	1,367	62.4	6.19	7	3.2	5	2.3	37	14/103	81.0
Smith	5	3	34	60.0	6.80	0	0.0	0	0.0	17	0/0	80.4
<b>Team</b>	<b>540</b>	<b>318</b>	<b>3,577</b>	<b>58.9</b>	<b>6.62</b>	<b>17</b>	<b>3.1</b>	<b>16</b>	<b>3.0</b>	<b>71t</b>	<b>39/254</b>	<b>76.9</b>
<b>Opponents</b>	<b>564</b>	<b>374</b>	<b>4,205</b>	<b>66.3</b>	<b>7.46</b>	<b>31</b>	<b>5.5</b>	<b>19</b>	<b>3.4</b>	<b>82t</b>	<b>39/241</b>	<b>92.7</b>

Rushing	No.	Yds	Avg	Long	TD
C. Johnson	276	1,243	4.5	94t	6
Locker	41	291	7.1	32	1
Hasselbeck	13	38	2.9	16	0
Reynaud	16	33	2.1	11	0
Harper	19	30	1.6	13	3
Mooney	5	19	3.8	8	0
Ringer	2	14	7.0	9	0
Babineaux	1	10	10.0	10	0
Q. Johnson	4	5	1.3	3	0
Wright	1	4	4.0	4	0
<b>Team</b>	<b>378</b>	<b>1,687</b>	<b>4.5</b>	<b>94t</b>	<b>10</b>
<b>Opponents</b>	<b>483</b>	<b>2,035</b>	<b>4.2</b>	<b>46</b>	<b>16</b>

Receiving	No.	Yds	Avg	Long	TD
Wright	64	626	9.8	38	4
Washington	46	746	16.2	71t	4
Britt	45	589	13.1	46	4
Cook	44	523	11.9	61t	4
C. Johnson	36	232	6.4	22	0
Williams	30	324	10.8	27	0
Stevens	23	275	12.0	46	1
Thompson	6	46	7.7	12	0
Hawkins	5	62	12.4	42	0
Preston	5	59	11.8	21	0
Q. Johnson	5	40	8.0	17	0
Reynaud	5	35	7.0	9	0
Ringer	3	12	4.0	6	0
Harper	1	8	8.0	8	0
<b>Team</b>	<b>318</b>	<b>3,577</b>	<b>11.2</b>	<b>71t</b>	<b>17</b>
<b>Opponents</b>	<b>374</b>	<b>4,205</b>	<b>11.2</b>	<b>82t</b>	<b>31</b>

Interceptions	No.	Yds	Avg	Long	TD
Griffin	4	59	14.8	33	0
McCourty	4	29	7.3	28	0
Brown	3	156	52.0	79t	2
Verner	2	11	5.5	11	0
McCarthy	1	49	49.0	49t	1
Witherspoon	1	40	40.0	40t	1
Babineaux	1	10	10.0	10	0
Ayers	1	2	2.0	2	0
R. Johnson	1	2	2.0	2	0
Afalava	1	0	0.0	0	0
<b>Team</b>	<b>19</b>	<b>358</b>	<b>18.8</b>	<b>79t</b>	<b>4</b>
<b>Opponents</b>	<b>16</b>	<b>260</b>	<b>16.3</b>	<b>63t</b>	<b>4</b>

Punting	No.	Yds	Avg	Net	TB	In	Lg	B
Kern	81	3,855	47.6	40.4	5	30	71	2
<b>Team</b>	<b>83</b>	<b>3,855</b>	<b>46.4</b>	<b>40.4</b>	<b>5</b>	<b>30</b>	<b>71</b>	<b>2</b>
<b>Opponents</b>	<b>70</b>	<b>3,084</b>	<b>44.1</b>	<b>36.1</b>	<b>4</b>	<b>29</b>	<b>67</b>	<b>1</b>

Punt Returns	Ret	FC	Yds	Avg	Long	TD
Reynaud	31	17	410	13.2	81t	2
Campbell	0	0	65	---	65t	1
<b>Team</b>	<b>31</b>	<b>17</b>	<b>475</b>	<b>15.3</b>	<b>81t</b>	<b>3</b>
<b>Opponents</b>	<b>39</b>	<b>15</b>	<b>405</b>	<b>10.4</b>	<b>58</b>	<b>0</b>

Kickoff Returns	No.	Yds	Avg	Long	TD
Reynaud	53	1,240	23.4	105t	1
Hawkins	7	205	29.3	71	0
McCourty	1	14	14.0	14	0
Stevens	1	18	18.0	18	0
Witherspoon	1	6	6.0	6	0
Williams	0	6	---	6	0
<b>Team</b>	<b>63</b>	<b>1,489</b>	<b>23.6</b>	<b>105t</b>	<b>1</b>
<b>Opponents</b>	<b>33</b>	<b>860</b>	<b>26.1</b>	<b>89t</b>	<b>1</b>

Field Goals	1-19	20-29	30-39	40-49	50+
Bironas	0/0	6/6	13/13	5/10	1/2
<b>Team</b>	<b>0/0</b>	<b>6/6</b>	<b>13/13</b>	<b>5/10</b>	<b>1/2</b>
<b>Opponents</b>	<b>0/0</b>	<b>11/11</b>	<b>5/6</b>	<b>9/9</b>	<b>4/5</b>

**Bironas:** (28G,24G) (23G) (31G,38G,41N,48N,26G) ( ) ( ) (22G,38G,47G,40G) ( ) (39G,45N,30G) (39G) (37G,38G, 53G) (38G,42N,40G,39G,33G) (37G)

(57N,40G,31G,25G) (46B) ( ) (48G)  
**OPP:** (25G,31G) (26G) (47G,53G,33G,26G) (33G) (42G, 36G,26G) (29G,28G,52G,54N) (31G,42G) (20G,37B,44G) (40G,25G,22G) (40G) (41G) (50G) (53G,40G) (22G) (26G,48G) ( )

**Sacks:** Morgan 6.5, Ayers 6, Wimbley 6, Brown 5.5, Klug 3.5, Casey 3, Mi. Martin 3, Wynn 2, Marks 1.5, Griffin 1, Witherspoon 1, TM 39, OPP 39

**FUM/Lost:** C. Johnson 5/4, Locker 4/4, Hasselbeck 3/1, Britt 2/1, Stevens 2/0, Brown 1/0, Cook 1/1, Reynaud 1/0, Washington 1/0, Wright 1/1

## 2012 TITANS REGULAR SEASON DEFENSIVE STATISTICS

PLAYER	TACKLES			SACKS		QBPs		INTERCEPTIONS					FUMBLES		
	Tot	Solo	Asst	Sk	Yds	QBPs	TFL	No	Yds	Lg	TD	PD	FF	FR	Yds
Ayers, Akeem	110	79	31	6.0	35	8	4	1	2	2	0	8	1	0	0
Griffin, Michael	103	72	31	1.0	8	0	2	4	59	33	0	5	2	0	0
McCourty, Jason	93	79	14	0.0	0	0	4	4	29	28	0	17	1	1	0
Brown, Zach	93	70	23	5.5	29	2	6	3	156	79t	2	6	1	2	6
Babineaux, Jordan	92	66	26	0.0	0	1	0	1	10	10	0	6	0	0	0
Casey, Jurrell	80	38	42	3.0	31	3	6	0	0	0	0	0	2	0	0
Verner, Alterraun	78	66	12	0.0	0	0	7	2	11	11	0	10	1	1	72
Morgan, Derrick	66	35	31	6.5	43	19	5	0	0	0	0	5	1	1	0
Marks, Sen'Derrick	63	31	32	1.5	12	5	3	0	0	0	0	3	1	0	0
Witherspoon, Will	48	32	16	1.0	2	0	3	1	40	40t	1	2	1	0	0
McCarthy, Colin	45	32	13	0.0	0	0	3	1	49	49t	1	2	0	0	0
Mouton, Ryan	42	33	9	0.0	0	0	1	0	0	0	0	3	0	0	0
Martin, Mike	40	23	17	3.0	12	3	5	0	0	0	0	0	0	0	0
Shaw, Tim	38	30	8	0.0	0	1	1	0	0	0	0	0	1	0	0
Wimbley, Kamerion	38	18	20	6.0	42	9	2	0	0	0	0	0	1	0	0
Sensabaugh, Coty	27	23	4	0.0	0	0	0	0	0	0	0	3	0	0	0
Afalava, Al	23	13	10	0.0	0	0	0	1	0	0	0	1	0	0	0
Johnson, Robert	13	10	3	0.0	0	0	1	1	2	2	0	1	0	0	0
Diles, Zac	13	8	5	0.0	0	0	0	0	0	0	0	0	0	0	0
Klug, Karl	12	8	4	3.5	20	5	1	0	0	0	0	1	0	0	0
Wynn, Jarius	12	6	6	2.0	9	0	1	0	0	0	0	1	0	0	0
Solomon, Scott	9	3	6	0.0	0	0	0	0	0	0	0	0	0	0	0
Campbell, Tommie	6	6	0	0.0	0	0	0	0	0	0	0	1	0	0	0
Dawson, Keyunta	5	3	2	0.0	0	0	0	0	0	0	0	0	0	0	0
Harris, DaJohn	5	1	4	0.0	0	0	0	0	0	0	0	0	0	0	0
Egboh, Pannel	2	2	0	0.0	0	0	1	0	0	0	0	0	0	0	0
<b>TEAM TOTALS:</b>	<b>1,156</b>	<b>787</b>	<b>369</b>	<b>39.0</b>	<b>242</b>	<b>56</b>	<b>56</b>	<b>19</b>	<b>358</b>	<b>79t</b>	<b>4</b>	<b>75</b>	<b>13</b>	<b>5</b>	<b>78</b>

### REGULAR SEASON SPECIAL TEAMS STATISTICS

PLAYER	TACKLES			FUMBLES		BLOCKS		
	Tot	Solo	Asst	FF	FR	PAT	FG	PUNT
Shaw, Tim	13	12	1	0	0	0	0	1
Thompson, Taylor	11	9	2	0	0	0	0	0
Bailey, Patrick	10	8	2	0	0	0	0	0
Babineaux, Jordan	9	7	2	0	0	0	0	0
Campbell, Tommie	9	6	3	0	0	0	0	0
Johnson, Robert	7	5	2	0	0	0	0	0
Brinkley, Beau	6	5	1	0	0	0	0	0
Verner, Alterraun	6	5	1	0	0	0	0	0
Wilson, Tracy	6	4	2	0	0	0	0	0
Sensabaugh, Coty	4	4	0	0	0	0	0	0
Stevens, Craig	4	3	1	0	0	0	0	0
Solomon, Scott	3	3	0	0	0	0	0	0
Adibi, Xavier	2	2	0	0	0	0	0	0
Mouton, Ryan	2	2	0	0	0	0	0	0
Witherspoon, Will	2	2	0	0	0	0	0	0
Harper, Jamie	2	1	1	0	0	0	0	0
Johnson, Quinn	2	1	1	0	0	0	0	0
Brown, Zach	1	1	0	0	0	0	0	0
Kern, Brett	1	1	0	0	0	0	0	0
Afalava, Al	1	0	1	0	0	0	0	0
Griffin, Michael	0	0	0	0	0	0	1	0
<b>TEAM TOTALS:</b>	<b>101</b>	<b>81</b>	<b>20</b>	<b>0</b>	<b>0</b>	<b>0</b>	<b>1</b>	<b>1</b>

### MISCELLANEOUS STATISTICS

PLAYER	TACKLES			FUMBLES	
	Tot	Solo	Asst	FF	FR
Britt, Kenny	4	4	0	0	2
Locker, Jake	2	2	0	0	0
Roos, Michael	2	2	0	0	0
Stevens, Craig	2	2	0	0	0
Washington, Nate	2	2	0	0	0
Cook, Jared	1	1	0	0	0
Hasselbeck, Matt	1	1	0	0	2
Johnson, Chris	1	1	0	0	0
Lutui, Deuce	1	1	0	0	0
Velasco, Fernando	1	1	0	0	0
Wright, Kendall	1	1	0	0	0
Wimbley, Kamerion	0	0	0	0	1
<b>TEAM TOTALS:</b>	<b>18</b>	<b>18</b>	<b>0</b>	<b>0</b>	<b>5</b>

<p><b>Legend:</b>  <b>Tot</b> . . . . . Total Tackles  <b>Solo</b> . . . . . Unassisted Tackles  <b>Asst</b> . . . . . Assisted Tackles  <b>Sk</b> . . . . . Quarterback Sacks  <b>Yds</b> . . . . . Yards Lost on Sack  <b>QBPs</b> . . . . . Quarterback Pressure  <b>TFL</b> . . . . . Tackle for Loss</p>	<p><b>Int</b> . . . . . Interceptions  <b>Yds</b> . . . . . Interception Return Yards  <b>TD</b> . . . . . Interceptions Return Touchdowns  <b>PD</b> . . . . . Passes Defensed  <b>FF</b> . . . . . Forced Fumble  <b>FR</b> . . . . . Fumble Recoveries  <b>Yds</b> . . . . . Yards on Fumble Returns</p>
---	---

## 2012 TITANS PRESEASON STATISTICS

**Won 3, Lost 1**

Date	W-L	Score	OT	Opponent	Attendance
08/11	L	17-27		at Seattle	65,589*
08/17	W	30-7		at Tampa Bay	45,633
08/23	W	32-27		Arizona	69,143*
08/30	W	10-6		New Orleans	69,143*

\* Sellout

Statistic	Tenn.	Opp.
<b>Total First Downs</b>	<b>59</b>	<b>70</b>
Rushing	25	25
Passing	30	40
Penalty	4	5
3rd Down: Made/Att	14/52	21/59
3rd Down Pct.	26.9	35.6
4th Down: Made/Att	1/3	2/3
4th Down Pct.	33.3	66.7
<b>Possession Avg.</b>	<b>27:45</b>	<b>32:15</b>
<b>Total Net Yards</b>	<b>1089</b>	<b>1174</b>
Avg. Per Game	272.3	293.5
Total Plays	227	272
Avg. Per Play	4.8	4.3
Net Yards Rushing	481	456
Avg. Per Game	120.3	114.0
Total Rushes	109	112
Net Yards Passing	608	718
Avg. Per Game	152.0	179.5
Sacked/Yards Lost	3/24	13/112
Gross Yards	632	830
Att./Completions	115/64	147/95
Completion Pct.	55.7	64.6
Had Intercepted	3	8
<b>Punts/Average</b>	<b>23/41.2</b>	<b>23/44.4</b>
Net Punting Avg.	23/38.5	23/35.9
<b>Penalties/Yards</b>	<b>26/192</b>	<b>21/186</b>
<b>Fumbles/Ball Lost</b>	<b>7/3</b>	<b>8/5</b>
<b>Touchdowns</b>	<b>10</b>	<b>7</b>
Rushing	5	3
Passing	3	3
Returns	2	1

Score By Periods	Q1	Q2	Q3	Q4	OT	PTS
<b>Team</b>	17	26	30	16	0	89
<b>Opponents</b>	23	10	10	24	0	67

Scoring	TD	Rush	Rec	Ret	K-PAT	FG	S	PTS
Bironas	0	0	0	0	7/8	6/7	0	25
Harper	2	2	0	0			0	12
C. Johnson	2	2	0	0			0	12
Reynaud	2	1	0	1			0	12
C. Graham	1	0	1	0			0	6
McCarthy	1	0	0	1			0	6
Washington	1	0	1	0			0	6
Wright	1	0	1	0			0	6
Batson	0	0	0	0	1/1	1/2	0	4
<b>Team</b>	<b>10</b>	<b>5</b>	<b>3</b>	<b>2</b>	<b>8/9</b>	<b>7/9</b>	<b>0</b>	<b>89</b>
<b>Opponents</b>	<b>7</b>	<b>3</b>	<b>3</b>	<b>1</b>	<b>7/7</b>	<b>6/6</b>	<b>0</b>	<b>67</b>

2-Pt Conv: TM 0-1, OPP 0-0

**Sacks:** Dawson 3, D. Harris 2, Wimbley 2, Clayton 1, Klug 1, Marks 1, Morgan 1, Shaw 1, Solomon 1, TM 13, OPP 3

**FUM/Lost:** Reynaud 2/0, Griffin 1/0, Kirkendoll 1/0, Locker 1/1, Thompson 1/1, Woods 1/1

Rushing	No.	Yds	Avg	Long	TD
Reynaud	24	146	6.1	39	1
Harper	28	117	4.2	21	2
C. Johnson	28	81	2.9	14t	2
Locker	6	57	9.5	21	0
Ringer	12	46	3.8	20	0
Donaldson	5	35	7.0	11	0
Hasselbeck	1	7	7.0	7	0
Stephens	4	1	0.3	7	0
L. Hawkins	1	-9	-9.0	-9	0
<b>Team</b>	<b>109</b>	<b>481</b>	<b>4.4</b>	<b>39</b>	<b>5</b>
<b>Opponents</b>	<b>112</b>	<b>456</b>	<b>4.1</b>	<b>32t</b>	<b>3</b>

Receiving	No.	Yds	Avg	Long	TD
Wright	9	116	12.9	29	1
Washington	6	63	10.5	28t	1
Thompson	6	38	6.3	13	0
Reynaud	6	25	4.2	10	0
Cook	5	79	15.8	35	0
Mariani	4	68	17.0	39	0
Ringer	4	38	9.5	13	0
Stevens	4	21	5.3	11	0
Donaldson	3	29	9.7	13	0
L. Hawkins	3	26	8.7	12	0
Harper	3	25	8.3	19	0
Williams	3	23	7.7	15	0
Kirkendoll	3	6	2.0	8	0
Woods	2	39	19.5	33	0
C. Graham	1	15	15.0	15t	1
Aguilar	1	12	12.0	12	0
Preston	1	9	9.0	9	0
<b>Team</b>	<b>64</b>	<b>632</b>	<b>9.9</b>	<b>39</b>	<b>3</b>
<b>Opponents</b>	<b>95</b>	<b>830</b>	<b>8.7</b>	<b>53</b>	<b>3</b>

Interceptions	No.	Yds	Avg	Long	TD
McCarthy	3	54	18.0	31t	1
Griffin	1	24	24.0	24	0
Shaw	1	12	12.0	12	0
C. Hawkins	1	10	10.0	10	0
Campbell	1	0	0.0	0	0
Diles	1	0	0.0	0	0
<b>Team</b>	<b>8</b>	<b>100</b>	<b>12.5</b>	<b>31t</b>	<b>1</b>
<b>Opponents</b>	<b>3</b>	<b>52</b>	<b>17.3</b>	<b>29</b>	<b>1</b>

Punting	No.	Yds	Avg	Net	TB	In	Lg	B
Kern	19	799	42.1	38.9	2	8	63	0
Batson	4	149	37.3	36.3	0	2	45	0
<b>Team</b>	<b>23</b>	<b>948</b>	<b>41.2</b>	<b>38.5</b>	<b>2</b>	<b>10</b>	<b>63</b>	<b>0</b>
<b>Opponents</b>	<b>23</b>	<b>1021</b>	<b>44.4</b>	<b>35.9</b>	<b>0</b>	<b>8</b>	<b>57</b>	<b>0</b>

Punt Returns	Ret	FC	Yds	Avg	Long	TD
Reynaud	6	1	152	25.3	85t	1
Mariani	3	1	28	9.3	14	0
Woods	2	5	15	7.5	15	0
<b>Team</b>	<b>11</b>	<b>7</b>	<b>195</b>	<b>17.7</b>	<b>85t</b>	<b>1</b>
<b>Opponents</b>	<b>11</b>	<b>5</b>	<b>23</b>	<b>2.1</b>	<b>8</b>	<b>0</b>

Kickoff Returns	No.	Yds	Avg	Long	TD
Woods	5	141	28.2	51	0
Reynaud	4	133	33.3	42	0
Mariani	3	95	31.7	38	0
L. Hawkins	1	20	20.0	20	0
Stevens	1	27	27.0	27	0
<b>Team</b>	<b>14</b>	<b>416</b>	<b>29.7</b>	<b>51</b>	<b>0</b>
<b>Opponents</b>	<b>18</b>	<b>447</b>	<b>24.8</b>	<b>35</b>	<b>0</b>

Field Goals	1-19	20-29	30-39	40-49	50+
Bironas	0/0	3/3	2/2	1/1	0/1
Batson	0/0	0/0	0/1	1/1	0/0
<b>Team</b>	<b>0/0</b>	<b>3/3</b>	<b>2/3</b>	<b>2/2</b>	<b>0/1</b>
<b>Opponents</b>	<b>0/0</b>	<b>1/1</b>	<b>1/1</b>	<b>4/4</b>	<b>0/0</b>

**Bironas:** (32G) (24G,48G,56N,23G) (39G) (24G)  
**Batson:** (36N) () (45G) ()  
**TM:** (32G,36N) (24G,48G,56N,23G) (39G,45G) (24G)  
**OPP:** (41G,40G) () (49G,47G) (38G,21G)

Passing	Att	Cmp	Yds	Cmp%	Yds/Att	TD	TD%	Int	Int%	Long	Sack/Lost	Rating
Locker	60	31	316	51.7	5.27	2	3.3	1	1.7	35	0/0	71.3
R. Smith	28	16	189	57.1	6.75	1	3.6	0	0.0	39	2/13	89.7
Hasselbeck	22	13	103	59.1	4.68	0	0.0	2	9.1	18	1/11	33.0
Stephens	5	4	24	80.0	4.80	0	0.0	0	0.0	12	0/0	86.7
<b>Team</b>	<b>115</b>	<b>64</b>	<b>632</b>	<b>55.7</b>	<b>5.50</b>	<b>3</b>	<b>2.6</b>	<b>3</b>	<b>2.6</b>	<b>39</b>	<b>3/24</b>	<b>69.2</b>
<b>Opponents</b>	<b>147</b>	<b>95</b>	<b>830</b>	<b>64.6</b>	<b>5.65</b>	<b>3</b>	<b>2.0</b>	<b>8</b>	<b>5.4</b>	<b>53</b>	<b>13/112</b>	<b>63.6</b>

## 2012 TITANS PRESEASON DEFENSIVE STATISTICS

PLAYER	TACKLES			SACKS		TFL	INTERCEPTIONS					FUMBLES		
	Tot	Solo	Asst	Sk	Yds		No	Yds	Lg	TD	PD	FF	FR	Yds
Brown, Zach	24	16	8	0.0	0	3	0	0	0	0	1	0	0	0
Shaw, Tim	21	10	11	1.0	9	1	1	12	12	0	1	0	0	0
McCarthy, Colin	15	12	3	0.0	0	3	3	54	31t	1	3	0	0	0
Hawkins, Chris	13	10	3	0.0	0	0	1	10	10	0	3	0	0	0
Verner, Alterraun	13	10	3	0.0	0	1	0	0	0	0	0	1	1	0
Sensabaugh, Coty	13	9	4	0.0	0	0	0	0	0	0	2	0	0	0
Ayers, Akeem	11	9	2	0.0	0	1	0	0	0	0	1	0	0	0
Campbell, Tommie	10	7	3	0.0	0	0	1	0	0	0	1	0	0	0
Babineaux, Jordan	10	5	5	0.0	0	0	0	0	0	0	1	0	1	0
Egboh, Pannel	9	7	2	0.0	0	1	0	0	0	0	0	0	0	0
Casey, Jurrell	8	7	1	0.0	0	1	0	0	0	0	0	0	0	0
Johnson, Robert	7	6	1	0.0	0	0	0	0	0	0	0	0	0	0
Dawson, Keyunta	7	5	2	3.0	25	3	0	0	0	0	1	0	0	0
Divens, Lamar	7	5	2	0.0	0	2	0	0	0	0	0	0	0	0
Harris, DaJohn	7	4	3	2.0	29	0	0	0	0	0	1	2	1	0
Mouton, Ryan	6	6	0	0.0	0	0	0	0	0	0	0	0	0	0
McCourty, Jason	6	4	2	0.0	0	0	0	0	0	0	0	0	0	0
Morgan, Derrick	6	4	2	1.0	6	2	0	0	0	0	0	0	0	0
Solomon, Scott	6	4	2	1.0	6	1	0	0	0	0	0	0	0	0
Afalava, Al	6	3	3	0.0	0	0	0	0	0	0	3	0	0	0
Malast, Kevin	5	5	0	0.0	0	0	0	0	0	0	0	0	0	0
Marks, Sen'Derrick	5	4	1	1.0	14	0	0	0	0	0	0	1	0	0
Bailey, Patrick	5	3	2	0.0	0	1	0	0	0	0	0	0	0	0
Martin, Mike	5	3	2	0.0	0	0	0	0	0	0	0	0	0	0
Griffin, Michael	4	3	1	0.0	0	0	1	24	24	0	1	0	0	0
Wimbley, Kamerion	4	3	1	2.0	14	2	0	0	0	0	0	0	0	0
Francisco, Aaron	4	2	2	0.0	0	0	0	0	0	0	0	0	0	0
Klug, Karl	4	2	2	1.0	5	2	0	0	0	0	0	0	0	0
Diles, Zac	3	2	1	0.0	0	0	1	0	0	0	2	0	0	0
Douzable, Leger	3	2	1	0.0	0	0	0	0	0	0	0	0	1	0
Wilson, Tracy	2	2	0	0.0	0	0	0	0	0	0	0	0	0	0
Witherspoon, Will	2	1	1	0.0	0	0	0	0	0	0	0	0	0	0
Clayton, Zach	1	1	0	1.0	4	1	0	0	0	0	0	0	0	0
Sheppard, Malcolm	1	1	0	0.0	0	0	0	0	0	0	1	0	0	0
McRath, Gerald	1	0	1	0.0	0	0	0	0	0	0	0	0	0	0
<b>TEAM TOTALS:</b>	<b>254</b>	<b>177</b>	<b>77</b>	<b>13.0</b>	<b>112</b>	<b>25</b>	<b>8</b>	<b>100</b>	<b>31t</b>	<b>1</b>	<b>22</b>	<b>4</b>	<b>4</b>	<b>0</b>

## TITANS PRESEASON SPECIAL TEAMS STATISTICS

PLAYER	TACKLES			FUMBLES		BLOCKS		
	Tot	Solo	Asst	FF	FR	PAT	FG	PUNT
Francisco, Aaron	4	3	1	0	0	0	0	0
Malast, Kevin	4	2	2	0	0	0	0	0
Aguilar, Devin	3	3	0	0	0	0	0	0
Shaw, Tim	3	3	0	0	0	0	0	0
Woods, D.J.	3	2	1	0	0	0	0	0
Sheppard, Malcolm	2	2	0	0	0	0	0	0
Campbell, Tommie	2	1	1	0	0	0	0	0
Diles, Zac	2	1	1	0	0	0	0	0
Babineaux, Jordan	1	1	0	0	0	0	0	0
Bailey, Patrick	1	1	0	0	0	0	0	0
Brinkley, Beau	1	1	0	0	0	0	0	0
Evan, LaQuinton	1	1	0	0	0	0	0	0
Mooney, Collin	1	1	0	1	0	0	0	0
Mouton, Ryan	1	1	0	0	0	0	0	0
Hawkins, Chris	1	0	1	0	0	0	0	0
McRath, Gerald	1	0	1	0	0	0	0	0
Sensabaugh, Coty	1	0	1	0	0	0	0	0
Solomon, Scott	1	0	1	0	0	0	0	0
Wilson, Tracy	1	0	1	0	0	0	0	0
Graham, Cameron	0	0	0	0	1	0	0	0
<b>TEAM TOTALS:</b>	<b>34</b>	<b>23</b>	<b>11</b>	<b>1</b>	<b>1</b>	<b>0</b>	<b>0</b>	<b>0</b>

## MISCELLANEOUS STATISTICS

PLAYER	TACKLES			FUMBLES	
	Tot	Solo	Asst	FF	FR
Locker, Jake	1	1	0	0	0
Otto, Mike	1	1	0	0	0
Stewart, David	1	1	0	0	0
Griffin, Michael	0	0	0	0	1
Kirkendoll, James	0	0	0	0	1
Reynaud, Darius	0	0	0	0	2
<b>TEAM TOTALS:</b>	<b>3</b>	<b>3</b>	<b>0</b>	<b>0</b>	<b>4</b>

### Legend:

<b>Tot</b> . . . . .	Total Tackles
<b>Solo</b> . . . . .	Unassisted Tackles
<b>Asst</b> . . . . .	Assisted Tackles
<b>Sk</b> . . . . .	Quarterback Sacks
<b>Yds</b> . . . . .	Yards Lost on Sack
<b>QBP</b> . . . . .	Quarterback Pressure
<b>TFL</b> . . . . .	Tackle for Loss
<b>Int</b> . . . . .	Interceptions
<b>Yds</b> . . . . .	Interception Return Yards
<b>TD</b> . . . . .	Interceptions Return Touchdowns
<b>PD</b> . . . . .	Passes Defensed
<b>FF</b> . . . . .	Forced Fumble
<b>FR</b> . . . . .	Fumble Recoveries
<b>Yds</b> . . . . .	Yards on Fumble Returns

## 2012 TITANS GAME-BY-GAME OFFENSIVE STATISTICS

	9/9 NE	9/16 at SD	9/23 Det	9/30 at Hou	10/7 at Min	10/11 Pit	10/21 at Buf	10/28 Ind	11/4 Chi	11/11 at Mia	11/25 at Jax	12/2 Hou	12/9 at Ind	12/17 NYJ	12/23 at GB	12/30 Jax	2012 Totals
<b>Points</b>	13	10	44	14	7	26	35	13	20	37	19	10	23	14	7	38	<b>330</b>
<b>1st Qtr</b>	3	0	10	0	0	6	14	3	2	14	3	3	7	0	0	7	<b>72</b>
<b>2nd Qtr</b>	0	3	10	7	0	10	7	7	3	10	3	0	13	7	0	14	<b>94</b>
<b>3rd Qtr</b>	7	7	0	0	0	0	7	0	7	7	3	7	0	7	0	14	<b>66</b>
<b>4th Qtr</b>	3	0	21	7	7	10	7	3	8	6	10	0	3	0	7	3	<b>95</b>
<b>Overtime</b>	0	0	3	0	0	0	0	0	0	0	0	0	0	0	0	0	<b>3</b>
<b>TDs (Ru-P-Ret)</b>	0-1-0	0-1-0	0-2-3	0-2-0	0-1-0	1-1-0	4-1-0	0-1-0	1-1-0	1-2-1	0-1-0	0-1-0	0-1-1	2-0-0	0-1-0	1-0-4	<b>10-17-9</b>
<b>PATs (M/A)</b>	1/1	1/1	5-5	2-2	1-1	2-2	5-5	1-1	1-1	4-4	1-1	1-1	2-2	2-2	1-1	5-5	<b>35-35</b>
<b>2PT Convs (M/A)</b>	0/0	0/0	0-0	0-0	0-0	0-0	0-0	0-0	1-1	0-0	0-0	0-0	0-0	0-0	0-0	0-0	<b>1-1</b>
<b>FGs (M/A)</b>	2/2	1/1	3-5	0-0	0-0	4-4	0-0	2-3	1-1	3-3	4-5	1-1	3-4	0-1	0-0	1-1	<b>25-31</b>
<b>Safeties</b>	0	0	0	0	0	0	0	0	1	0	0	0	0	0	0	0	<b>1</b>
<b>First Downs</b>	16	9	21	17	18	21	21	20	12	17	20	17	17	12	10	12	<b>260</b>
<b>Rushing</b>	1	1	4	8	3	3	7	7	4	10	3	2	4	4	3	6	<b>70</b>
<b>Passing</b>	13	7	13	9	14	16	12	11	8	7	15	12	10	8	7	4	<b>166</b>
<b>Penalty</b>	2	1	4	0	1	2	2	2	0	0	2	3	3	0	0	2	<b>24</b>
<b>3rd Down Conv (M/A)</b>	5/14	1/9	5-12	4-12	8-17	9-16	9-14	5-11	3-12	8-17	6-15	4-15	4-11	2-13	4-15	6-14	<b>83-217</b>
<b>3rd Down Conv Pct</b>	36.00%	11.00%	41.67%	33.33%	47.06%	56.25%	64.29%	45.45%	25.00%	47.06%	40.00%	26.67%	36.36%	15.38%	26.67%	42.86%	<b>38.25%</b>
<b>4th Down Conv (M/A)</b>	1/2	0/0	0-0	1-1	1-2	0-0	1-2	0-0	0-1	1-1	0-0	0-2	0-0	0-0	0-2	0-2	<b>5-15</b>
<b>4th Down Conv Pct</b>	50.00%	0.00%	0.00%	100.00%	50.00%	0.00%	50.00%	0.00%	0.00%	100.00%	0.00%	0.00%	0.00%	0.00%	0.00%	0.00%	<b>33.33%</b>
<b>Red Zone Conv (M/A)</b>	0/2	1/2	0-2	2-2	1-2	2-4	4-4	0-2	0-0	3-4	1-2	0-2	1-3	1-2	1-1	1-2	<b>18-36</b>
<b>Red Zone Conv Pct</b>	0.00%	50.00%	0.00%	100.00%	50.00%	50.00%	100.00%	0.00%	0.00%	75.00%	50.00%	0.00%	33.33%	50.00%	100.00%	50.00%	<b>50.00%</b>
<b>Goal to Go Conv (M/A)</b>	0/1	0/0	0-0	0-0	0-0	2-3	2-2	0-1	0-0	1-1	1-1	0-0	0-1	0-0	1-1	0-0	<b>7-11</b>
<b>Goal to Go Conv Pct</b>	0.00%	0.00%	0.00%	0.00%	0.00%	66.67%	100.00%	0.00%	0.00%	100.00%	100.00%	0.00%	0.00%	0.00%	100.00%	0.00%	<b>63.64%</b>
<b>Total Net Yards</b>	284	212	437	325	267	359	390	339	339	293	360	354	356	294	180	221	<b>5,010</b>
<b>Total Off. Plays</b>	61	40	61	60	69	69	62	56	55	60	70	68	60	56	59	51	<b>957</b>
<b>Avg. Gain Per Play</b>	4.7	5.3	7.2	5.4	3.9	5.2	6.3	6.1	6.2	4.9	5.1	5.2	5.9	5.3	3.1	4.3	<b>5.2</b>
<b>Net Yards Rushing</b>	20	38	59	158	52	94	197	112	159	177	110	89	97	167	79	79	<b>1,687</b>
<b>Total Rushing Plays</b>	16	10	19	29	19	22	27	25	18	37	29	17	24	30	22	34	<b>378</b>
<b>Avg. Gain Per Rush</b>	1.3	3.8	3.1	5.4	2.7	4.3	7.3	4.5	8.8	4.8	3.8	5.2	4.0	5.6	3.6	2.3	<b>4.5</b>
<b>Net Yards Passing</b>	264	174	378	167	215	265	193	227	180	116	250	265	259	127	101	142	<b>3,323</b>
<b>Times Sacked</b>	2	0	0	4	2	3	2	2	2	1	1	6	1	4	7	2	<b>39</b>
<b>Yards Lost on Sacks</b>	8	0	0	26	19	25	12	9	20	6	11	44	3	22	39	10	<b>254</b>
<b>Gross Yards Passing</b>	272	174	378	193	234	290	205	236	200	122	261	309	262	149	140	152	<b>3,577</b>
<b>Pass Attempts</b>	43	30	42	27	48	44	33	29	35	22	40	45	35	22	30	15	<b>540</b>
<b>Pass Completions</b>	29	15	29	17	29	25	22	22	20	9	23	21	22	13	13	9	<b>318</b>
<b>Completion Pct</b>	67.44%	50.00%	69.05%	62.96%	60.42%	56.82%	66.67%	75.86%	57.14%	40.91%	57.50%	46.67%	62.86%	59.09%	43.33%	60.00%	<b>58.89%</b>
<b>Avg. Gain Per Pass</b>	5.9	5.8	9.0	5.4	4.3	5.6	5.5	7.3	4.9	5.0	6.1	5.2	7.2	4.9	2.7	8.4	<b>5.7</b>
<b>Interceptions</b>	1	1	0	2	1	1	0	0	1	0	2	3	2	0	2	0	<b>16</b>
<b>Fumbles / Fum. Lost</b>	1/1	0/0	2-2	2-1	2-1	2-0	1-0	1-0	6-4	0-0	1-0	3-3	0-0	0-0	0-0	0-0	<b>21-12</b>
<b>Penalties</b>	3	8	6	7	10	5	3	8	9	4	6	4	9	14	5	5	<b>106</b>
<b>Penalty Yards</b>	30	59	32	73	75	45	25	65	68	39	42	35	70	111	35	43	<b>847</b>
<b>Punts</b>	4	7	1	7	6	5	3	3	7	4	4	6	3	10	8	5	<b>83</b>
<b>Gross Punting Avg.</b>	52.3	51.6	41.0	46.6	42.7	52.2	41.3	43.3	42.7	52.0	50.3	50.5	55.0	39.1	47.0	40.8	<b>46.4</b>
<b>Touchbacks</b>	0	1	0	0	0	1	1	0	1	0	0	0	0	1	0	0	<b>5</b>
<b>Inside20</b>	2	3	0	2	3	2	2	1	1	3	1	2	1	4	2	1	<b>30</b>
<b>Punts Blocked</b>	0	0	0	0	0	0	0	0	1	0	0	0	0	0	0	1	<b>2</b>
<b>Net Punting Average</b>	45.5	48.6	41.0	41.7	42.8	44.8	34.7	39.0	26.3	48.0	49.0	39.3	47.0	36.4	34.4	29.8	<b>39.4</b>
<b>Punt Returns</b>	0	3	3	3	2	1	0	1	0	4	1	6	1	2	1	3	<b>31</b>
<b>Punt Return Yards</b>	0	30	73	9	25	9	0	19	0	56	0	65	14	3	12	160	<b>475</b>
<b>Punt Return Avg.</b>	0.0	10.0	24.3	3.0	12.5	9.0	0.0	19.0	0.0	14.0	0.0	10.8	14.0	1.5	12.0	53.3	<b>15.3</b>
<b>Fair Catches</b>	1	1	1	2	1	2	0	0	0	0	2	2	1	1	2	1	<b>17</b>
<b>Kickoff Returns</b>	4	7	4	5	2	5	5	1	7	1	5	2	0	3	9	3	<b>63</b>
<b>Kickoff Return Yards</b>	98	177	174	107	61	131	116	7	145	19	108	56	0	75	176	39	<b>1,489</b>
<b>Kickoff Return Avg.</b>	24.5	25.3	43.5	21.4	30.5	26.2	23.2	7.0	20.7	19.0	21.6	28.0	0.0	25.0	19.6	13.0	<b>23.6</b>
<b>Time of Possession</b>	28:59	16:21	27:49	27:34	26:54	30:03	29:41	30:53	22:59	33:13	30:37	26:12	28:37	29:44	25:36	27:39	<b>27:18</b>
<b>Turnover Ratio</b>	-2	0	-1	-3	0	0	+2	+1	-4	+4	-1	-6	0	+5	-2	+3	<b>-4</b>

## 2012 TITANS GAME-BY-GAME DEFENSIVE STATISTICS

	9/9 NE	9/16 at SD	9/23 Det	9/30 at Hou	10/7 at Min	10/11 Pit	10/21 at Buf	10/28 Ind	11/4 Chi	11/11 at Mia	11/25 at Jax	12/2 Hou	12/9 at Ind	12/17 NYJ	12/23 at GB	12/30 Jax	2012 Totals
<b>Points</b>	34	38	41	38	30	23	34	19	51	3	24	24	27	10	55	20	471
<b>1st Qtr</b>	7	14	6	14	7	10	14	3	28	0	7	14	7	3	14	7	155
<b>2nd Qtr</b>	14	3	3	0	6	0	6	0	3	3	0	7	0	0	6	7	58
<b>3rd Qtr</b>	7	7	7	14	10	3	14	3	6	0	7	3	14	7	14	0	116
<b>4th Qtr</b>	6	14	25	10	7	10	0	7	14	0	10	0	6	0	21	6	136
<b>Overtime</b>	0	0	0	0	0	0	0	6	0	0	0	0	0	0	0	0	6
<b>TDs (Ru-P-Ret)</b>	1-2-1	2-3-0	1-3-0	1-2-2	1-2-0	1-1-0	0-3-1	1-1-0	1-3-2	0-0-0	1-2-0	1-2-0	1-1-1	0-1-0	4-3-0	0-2-1	16-31-8
<b>PATs (M/A)</b>	4-4	5-5	3-3	5-5	3-3	2-2	4-4	1-1	6-6	0-0	3-3	3-3	3-3	1-1	7-7	2-2	52-52
<b>2PT Convs (M/A)</b>	0-0	0-0	1-1	0-0	0-0	0-0	0-0	0-0	0-0	0-0	0-0	0-0	0-0	0-0	0-0	0-1	1-2
<b>FGs (M/A)</b>	2-2	1-1	4-4	1-1	3-3	3-4	2-2	2-3	3-3	1-1	1-1	1-1	2-2	1-1	2-2	0-0	29-31
<b>Safeties</b>	0	0	0	0	0	0	0	0	0	0	0	0	0	0	0	0	0
<b>First Downs</b>	25	27	36	16	25	19	22	30	21	13	19	16	20	20	28	21	358
<b>Rushing</b>	13	10	11	5	9	3	6	12	9	2	8	5	7	8	9	5	122
<b>Passing</b>	12	16	23	11	13	14	14	16	10	10	9	11	11	8	18	14	210
<b>Penalty</b>	0	1	2	0	3	2	2	2	2	1	2	0	2	4	1	2	26
<b>3rd Down Conv (M/A)</b>	6-12	10-17	3-12	6-14	3-11	7-15	7-12	6-12	6-14	2-13	7-14	4-17	4-12	5-12	2-11	7-16	85-214
<b>3rd Down Conv Pct</b>	50.00%	58.82%	25.00%	42.86%	27.27%	46.67%	58.33%	50.00%	42.86%	15.38%	50.00%	23.53%	33.33%	41.67%	18.18%	43.75%	39.72%
<b>4th Down Conv (M/A)</b>	0-0	1-1	0-1	1-1	0-0	0-0	0-1	1-1	0-1	0-0	0-1	1-1	0-0	0-0	2-3	0-3	6-14
<b>4th Down Conv Pct</b>	0.00%	100.00%	0.00%	100.00%	0.00%	0.00%	0.00%	100.00%	0.00%	0.00%	0.00%	100.00%	0.00%	0.00%	66.67%	0.00%	42.86%
<b>Red Zone Conv (M/A)</b>	2-4	5-6	3-6	2-3	3-5	1-3	2-3	2-4	3-7	0-1	2-2	2-2	2-2	1-2	6-7	1-1	37-58
<b>Red Zone Conv Pct</b>	50.00%	83.33%	50.00%	66.67%	60.00%	33.33%	66.67%	50.00%	42.86%	0.00%	100.00%	100.00%	100.00%	50.00%	85.71%	100.00%	63.79%
<b>Goal to Go Conv (M/A)</b>	2-3	4-5	3-4	0-0	1-1	1-1	1-1	1-2	2-5	0-0	2-2	2-2	2-2	0-1	4-4	0-0	25-33
<b>Goal to Go Conv Pct</b>	66.67%	80.00%	75.00%	0.00%	100.00%	100.00%	100.00%	50.00%	40.00%	0.00%	100.00%	100.00%	100.00%	0.00%	100.00%	0.00%	75.76%
<b>Total Net Yards</b>	390	416	583	297	433	412	382	457	365	255	321	331	269	253	460	375	5,999
<b>Total Off. Plays</b>	67	75	92	59	67	63	60	74	65	56	60	70	68	63	76	71	1,086
<b>Avg. Gain Per Play</b>	5.8	5.5	6.3	5.0	6.5	6.5	6.4	6.2	5.6	4.6	5.4	4.7	4.0	4.0	6.1	5.3	5.5
<b>Net Yards Rushing</b>	162	148	141	95	175	56	166	171	160	54	100	124	98	146	117	122	2,035
<b>Total Rushing Plays</b>	35	39	36	31	31	22	24	34	36	15	27	35	30	30	35	23	483
<b>Avg. Gain Per Rush</b>	4.6	3.8	3.9	3.1	5.6	2.5	6.9	5.0	4.4	3.6	3.7	3.5	3.3	4.9	3.3	5.3	4.2
<b>Net Yards Passing</b>	228	268	442	202	258	356	216	286	205	201	221	207	171	107	343	253	3,964
<b>Times Sacked</b>	1	4	1	0	1	1	1	2	3	2	7	0	4	4	1	7	39
<b>Yards Lost on Sacks</b>	8	16	8	0	0	7	9	11	24	16	40	0	25	24	8	45	241
<b>Gross Yards Passing</b>	236	284	450	202	258	363	225	297	229	217	261	207	196	131	351	298	4,205
<b>Pass Attempts</b>	31	32	55	28	35	40	35	38	26	39	26	35	34	29	40	41	564
<b>Pass Completions</b>	23	24	43	20	25	24	27	26	19	23	17	21	16	13	28	25	374
<b>Completion Pct</b>	74.19%	75.00%	78.18%	71.43%	71.43%	60.00%	77.14%	68.42%	73.08%	58.97%	65.38%	60.00%	47.06%	44.83%	70.00%	60.98%	66.31%
<b>Avg. Gain Per Pass</b>	7.1	7.4	7.9	7.2	7.2	8.7	6.0	7.2	7.1	4.9	6.7	5.9	4.5	3.2	8.4	5.3	6.6
<b>Interceptions</b>	0	1	0	0	2	1	1	1	0	3	1	0	2	4	0	3	19
<b>Fumbles / Fum. Lost</b>	0-0	3-0	1-1	0-0	0-0	0-0	1-1	2-0	1-1	1-1	0-0	1-0	2-0	2-1	0-0	1-0	15-5
<b>Penalties</b>	3	4	10	1	5	4	8	5	5	7	5	11	6	4	1	7	86
<b>Penalty Yards</b>	20	41	91	3	60	50	65	45	37	67	30	97	43	23	10	35	717
<b>Punts</b>	4	4	4	6	3	4	1	2	3	6	5	10	4	6	3	5	70
<b>Gross Punting Avg.</b>	38.5	49.3	39.0	43.2	46.0	30.8	22.0	43.5	38.3	48.5	47.0	48.9	53.3	42.3	39.7	46.4	44.1
<b>Touchbacks</b>	1	0	0	0	0	0	0	1	1	0	0	1	0	0	0	0	4
<b>Inside20</b>	3	1	1	4	1	2	0	0	1	1	4	5	2	3	0	1	29
<b>Punts Blocked</b>	0	0	0	0	0	1	0	0	0	0	0	0	0	0	0	0	1
<b>Net Punting Average</b>	33.5	41.8	20.8	41.7	37.7	22.8	22.0	24.0	31.7	39.2	47.0	40.4	49.8	41.8	35.7	14.4	35.6
<b>Punt Returns</b>	3	1	0	4	2	4	0	1	5	2	1	4	2	1	5	4	39
<b>Punt Return Yards</b>	27	1	0	34	-1	17	0	13	69	16	5	67	24	7	101	25	405
<b>Punt Return Avg.</b>	9.0	1.0	0.0	8.5	-0.5	4.3	0.0	13.0	13.8	8.0	5.0	16.8	12.0	7.0	20.2	6.3	10.4
<b>Fair Catches</b>	0	2	1	0	3	0	2	0	0	0	0	0	0	6	1	0	15
<b>Kickoff Returns</b>	2	2	2	2	0	3	4	3	1	3	1	1	0	2	0	7	33
<b>Kickoff Return Yards</b>	47	74	42	56	0	97	184	28	26	75	24	14	0	52	0	141	860
<b>Kickoff Return Avg.</b>	23.5	37.0	21.0	28.0	0.0	32.3	46.0	9.3	26.0	25.0	24.0	14.0	0.0	26.0	0.0	20.1	26.1

## 2012 TITANS GAME-BY-GAME STARTERS

### OFFENSE

Date	Opp	WR	LT	LG	C	RG	RT	TE	WR/TE	TE/FB/WR	QB	RB
09/09/12	NE	D. Williams	M. Roos	S. Hutchinson	F. Velasco	L. Harris	D. Stewart	J. Cook	C. Stevens (TE)	T. Thompson (TE)	J. Locker	C. Johnson
09/16/12	@ SD	D. Williams	M. Roos	S. Hutchinson	F. Velasco	L. Harris	D. Stewart	J. Cook	K. Wright (WR)	C. Stevens (TE)	J. Locker	C. Johnson
09/23/12	Det	N. Washington	M. Roos	S. Hutchinson	F. Velasco	L. Harris	D. Stewart	J. Cook	K. Britt (WR)	C. Stevens (TE)	J. Locker	K. Wright (WR)
09/30/12	@ Hou	N. Washington	M. Roos	S. Hutchinson	F. Velasco	L. Harris	D. Stewart	T. Thompson	K. Wright (WR)	C. Stevens (TE)	J. Locker	C. Johnson
10/07/12	@ Min	N. Washington	M. Roos	S. Hutchinson	F. Velasco	L. Harris	D. Stewart	C. Stevens	K. Wright (WR)	Q. Johnson (FB)	M. Hasselbeck	C. Johnson
10/11/12	Pit	N. Washington	M. Roos	S. Hutchinson	F. Velasco	L. Harris	D. Stewart	C. Stevens	K. Wright (WR)	Q. Johnson (FB)	M. Hasselbeck	C. Johnson
10/21/12	@ Buf	N. Washington	M. Roos	S. Hutchinson	F. Velasco	L. Harris	D. Stewart	C. Stevens	K. Britt (WR)	Q. Johnson (FB)	M. Hasselbeck	C. Johnson
10/28/12	Ind	N. Washington	M. Otto	S. Hutchinson	F. Velasco	L. Harris	D. Stewart	C. Stevens	K. Britt (WR)	Q. Johnson (FB)	M. Hasselbeck	C. Johnson
11/04/12	Chi	N. Washington	M. Roos	S. Hutchinson	F. Velasco	D. Lutui	D. Stewart	C. Stevens	K. Britt (WR)	J. Cook (TE)	M. Hasselbeck	C. Johnson
11/11/12	@ Mia	N. Washington	M. Roos	S. Hutchinson	F. Velasco	D. Lutui	D. Stewart	C. Stevens	K. Britt (WR)	T. Thompson (TE)	J. Locker	C. Johnson
11/25/12	@ Jax	N. Washington	M. Roos	S. Hutchinson	F. Velasco	D. Lutui	D. Stewart	C. Stevens	K. Britt (WR)	Q. Johnson (FB)	J. Locker	C. Johnson
12/02/12	Hou	N. Washington	M. Roos	S. Hutchinson	F. Velasco	D. Lutui	D. Stewart	C. Stevens	K. Britt (WR)	J. Cook (TE)	J. Locker	C. Johnson
12/09/12	@ Ind	N. Washington	M. Roos	F. Velasco	K. Matthews	D. Lutui	M. Otto	C. Stevens	K. Britt (WR)	Q. Johnson (FB)	J. Locker	C. Johnson
12/17/12	NYJ	N. Washington	M. Roos	F. Velasco	K. Matthews	D. Lutui	M. Otto	C. Stevens	K. Britt (WR)	Q. Johnson (FB)	J. Locker	C. Johnson
12/23/12	@ GB	N. Washington	M. Roos	M. Petrus	F. Velasco	D. Lutui	B. Stingily	C. Stevens	K. Britt (WR)	L. Hawkins (WR)	J. Locker	C. Johnson
12/30/12	Jax	N. Washington	M. Roos	F. Velasco	K. DeVan	D. Lutui	B. Stingily	T. Thompson	K. Britt (WR)	Q. Johnson (FB)	J. Locker	C. Johnson

### DEFENSE

Date	Opp	DE	DT	DT	DE	SLB/CB/S	MLB	WLB/CB/DB	LCB	RCB	SS	FS
09/09/12	NE	D. Morgan	K. Klug	J. Casey	K. Wimbley	A. Ayers	C. McCarthy	R. Mouton (DB)	J. McCourty	A. Verner	M. Griffin	R. Johnson
09/16/12	@ SD	D. Morgan	Mi. Martin	J. Casey	K. Wimbley	A. Ayers	W. Witherspoon	Z. Brown (WLB)	J. McCourty	A. Verner	M. Griffin	R. Johnson
09/23/12	Det	D. Morgan	S. Marks	J. Casey	K. Wimbley	A. Ayers	W. Witherspoon	Z. Brown (WLB)	J. McCourty	A. Verner	J. Babineaux	M. Griffin
09/30/12	@ Hou	D. Morgan	S. Marks	J. Casey	K. Wimbley	A. Ayers	W. Witherspoon	Z. Brown (WLB)	J. McCourty	A. Verner	J. Babineaux	M. Griffin
10/07/12	@ Min	D. Morgan	S. Marks	J. Casey	K. Wimbley	A. Ayers	C. McCarthy	Z. Brown (WLB)	J. McCourty	A. Verner	J. Babineaux	M. Griffin
10/11/12	Pit	D. Morgan	S. Marks	J. Casey	K. Wimbley	A. Ayers	C. McCarthy	Z. Brown (WLB)	J. McCourty	A. Verner	J. Babineaux	M. Griffin
10/21/12	@ Buf	D. Morgan	S. Marks	J. Casey	K. Wimbley	A. Ayers	Z. Diles	R. Mouton (DB)	J. McCourty	A. Verner	J. Babineaux	M. Griffin
10/28/12	Ind	D. Morgan	S. Marks	J. Casey	K. Wimbley	A. Ayers	C. McCarthy	Z. Brown (WLB)	J. McCourty	A. Verner	J. Babineaux	M. Griffin
11/04/12	Chi	D. Morgan	S. Marks	J. Casey	K. Wimbley	A. Ayers	C. McCarthy	C. Sensabaugh (CB)	J. McCourty	A. Verner	J. Babineaux	M. Griffin
11/11/12	@ Mia	D. Morgan	S. Marks	J. Casey	K. Wimbley	A. Ayers	C. McCarthy	Z. Brown (WLB)	J. McCourty	A. Verner	J. Babineaux	M. Griffin
11/25/12	@ Jax	D. Morgan	S. Marks	J. Casey	K. Wimbley	A. Ayers	C. McCarthy	Z. Brown (WLB)	J. McCourty	A. Verner	J. Babineaux	M. Griffin
12/02/12	Hou	D. Morgan	S. Marks	J. Casey	K. Wimbley	R. Johnson (S)	W. Witherspoon	Z. Brown (WLB)	J. McCourty	A. Verner	J. Babineaux	M. Griffin
12/09/12	@ Ind	D. Morgan	S. Marks	J. Casey	K. Wimbley	A. Ayers	T. Shaw	Z. Brown (WLB)	J. McCourty	A. Verner	J. Babineaux	M. Griffin
12/17/12	NYJ	D. Morgan	S. Marks	J. Casey	K. Wimbley	A. Ayers	T. Shaw	Z. Brown (WLB)	J. McCourty	A. Verner	A. Afalava	M. Griffin
12/23/12	@ GB	D. Morgan	S. Marks	J. Casey	K. Wimbley	C. Sensabaugh (CB)	W. Witherspoon	Z. Brown (WLB)	J. McCourty	A. Verner	J. Babineaux	M. Griffin
12/30/12	Jax	D. Morgan	S. Marks	J. Casey	K. Wimbley	C. Sensabaugh (CB)	A. Ayers	Z. Brown (WLB)	J. McCourty	A. Verner	A. Afalava	M. Griffin



## 2012 TITANS GAME-BY-GAME INDIVIDUAL PASSING STATISTICS

### MATT HASSELBECK

Date	Opp	W-L	GP / GS	Att	Cmp	Pct	Yds	Yd/Att	TD	TD%	Int	Int%	Lg	Sk	Yds	Rat
09/09/12	NE	L	p	11	6	54.5	43	3.9	0	0.0	0	0.0	14	0	0	63.8
09/16/12	@ SD	L	DNP	0	0	-	0	-	0	-	0	-	0	0	0	-
09/23/12	Det	W	DNP	0	0	-	0	-	0	-	0	-	0	0	0	-
09/30/12	@ Hou	L	p	25	17	68.0	193	7.7	2	8.0	2	8.0	25	3	18	84.3
10/07/12	@ Min	L	S	43	26	60.5	200	4.7	1	2.3	1	2.3	18	2	19	69.9
10/11/12	Pit	W	S	44	25	56.8	290	6.6	1	2.3	1	2.3	37	3	25	75.0
10/21/12	@ Buf	W	S	33	22	66.7	205	6.2	1	3.0	0	0.0	29	2	12	93.6
10/28/12	Ind	L	S	29	22	75.9	236	8.1	1	3.4	0	0.0	29	2	9	110.7
11/04/12	Chi	L	S	35	20	57.1	200	5.7	1	2.9	1	2.9	30t	2	20	71.1
11/11/12	@ Mia	W	p	1	0	0.0	0	0.0	0	0.0	0	0.0	0	0	0	39.6
11/25/12	@ Jax	L	DNP	0	0	-	0	-	0	-	0	-	0	0	0	-
12/02/12	Hou	L	DNP	0	0	-	0	-	0	-	0	-	0	0	0	-
12/09/12	@ Ind	L	DNP	0	0	-	0	-	0	-	0	-	0	0	0	-
12/17/12	NYJ	W	DNP	0	0	-	0	-	0	-	0	-	0	0	0	-
12/23/12	@ GB	L	DNP	0	0	-	0	-	0	-	0	-	0	0	0	-
12/30/12	Jax	W	DNP	0	0	-	0	-	0	-	0	-	0	0	0	-
<b>2012 Totals:</b>		<b>6-10</b>	<b>8 / 5</b>	<b>221</b>	<b>138</b>	<b>62.4</b>	<b>1367</b>	<b>6.2</b>	<b>7</b>	<b>3.2</b>	<b>5</b>	<b>2.3</b>	<b>37</b>	<b>14</b>	<b>103</b>	<b>81.0</b>

### JAKE LOCKER

Date	Opp	W-L	GP / GS	Att	Cmp	Pct	Yds	Yd/Att	TD	TD%	Int	Int%	Lg	Sk	Yds	Rat
09/09/12	NE	L	S	32	23	71.9	229	7.2	1	3.1	1	3.1	35	2	8	89.2
09/16/12	@ SD	L	S	30	15	50.0	174	5.8	1	3.3	1	3.3	46	0	0	65.1
09/23/12	Det	W	S	42	29	69.0	378	9.0	2	4.8	0	0.0	71t	0	0	113.0
09/30/12	@ Hou	L	S	2	0	0.0	0	0.0	0	0.0	0	0.0	0	1	8	39.6
10/07/12	@ Min	L	IA	0	0	-	0	-	0	-	0	-	0	0	0	-
10/11/12	Pit	W	IA	0	0	-	0	-	0	-	0	-	0	0	0	-
10/21/12	@ Buf	W	IA	0	0	-	0	-	0	-	0	-	0	0	0	-
10/28/12	Ind	L	IA	0	0	-	0	-	0	-	0	-	0	0	0	-
11/04/12	Chi	L	IA	0	0	-	0	-	0	-	0	-	0	0	0	-
11/11/12	@ Mia	W	S	21	9	42.9	122	5.8	2	9.5	0	0.0	28	1	6	93.8
11/25/12	@ Jax	L	S	40	23	57.5	261	6.5	1	2.5	2	5.0	27	1	11	64.7
12/02/12	Hou	L	S	45	21	46.7	309	6.9	1	2.2	3	6.7	49	6	44	49.2
12/09/12	@ Ind	L	S	35	22	62.9	262	7.5	1	2.9	2	5.7	46	1	3	71.4
12/17/12	NYJ	W	S	22	13	59.1	149	6.8	0	0.0	0	0.0	30	4	22	79.5
12/23/12	@ GB	L	S	30	13	43.3	140	4.7	1	3.3	2	6.7	39	7	39	41.0
12/30/12	Jax	W	S	15	9	60.0	152	10.1	0	0.0	0	0.0	42	2	10	94.3
<b>2012 Totals:</b>		<b>6-10</b>	<b>11 / 11</b>	<b>314</b>	<b>177</b>	<b>56.4</b>	<b>2176</b>	<b>6.9</b>	<b>10</b>	<b>3.2</b>	<b>11</b>	<b>3.5</b>	<b>71t</b>	<b>25</b>	<b>151</b>	<b>74.0</b>

### RUSTY SMITH

Date	Opp	W-L	GP / GS	Att	Cmp	Pct	Yds	Yd/Att	TD	TD%	Int	Int%	Lg	Sk	Yds	Rat
09/09/12	NE	L	IA	0	0	-	0	-	0	-	0	-	0	0	0	-
09/16/12	@ SD	L	IA	0	0	-	0	-	0	-	0	-	0	0	0	-
09/23/12	Det	W	IA	0	0	-	0	-	0	-	0	-	0	0	0	-
09/30/12	@ Hou	L	IA	0	0	-	0	-	0	-	0	-	0	0	0	-
10/07/12	@ Min	L	p	5	3	60.0	34	6.8	0	0.0	0	0.0	17	0	0	80.4
10/11/12	Pit	W	DNP	0	0	-	0	-	0	-	0	-	0	0	0	-
10/21/12	@ Buf	W	DNP	0	0	-	0	-	0	-	0	-	0	0	0	-
10/28/12	Ind	L	DNP	0	0	-	0	-	0	-	0	-	0	0	0	-
11/04/12	Chi	L	DNP	0	0	-	0	-	0	-	0	-	0	0	0	-
11/11/12	@ Mia	W	IA	0	0	-	0	-	0	-	0	-	0	0	0	-
11/25/12	@ Jax	L	IA	0	0	-	0	-	0	-	0	-	0	0	0	-
12/02/12	Hou	L	IA	0	0	-	0	-	0	-	0	-	0	0	0	-
12/09/12	@ Ind	L	IA	0	0	-	0	-	0	-	0	-	0	0	0	-
12/17/12	NYJ	W	IA	0	0	-	0	-	0	-	0	-	0	0	0	-
12/23/12	@ GB	L	IA	0	0	-	0	-	0	-	0	-	0	0	0	-
12/30/12	Jax	W	IA	0	0	-	0	-	0	-	0	-	0	0	0	-
<b>2012 Totals:</b>		<b>6-10</b>	<b>1 / 0</b>	<b>5</b>	<b>3</b>	<b>60.0</b>	<b>34</b>	<b>6.8</b>	<b>0</b>	<b>0.0</b>	<b>0</b>	<b>0.0</b>	<b>17</b>	<b>0</b>	<b>0</b>	<b>80.4</b>

## 2012 TITANS GAME-BY-GAME INDIVIDUAL RUSHING STATISTICS

JAMIE HARPER										MATT HASSELBECK									
Date	Opp	GP	/	GS	Att	Yds	Avg	Lg	TD	Date	Opp	GP	/	GS	Att	Yds	Avg	Lg	TD
09/09/12	NE			p	1	3	3.0	3	0	09/09/12	NE			p	0	0	-	0	0
09/16/12	@ SD			DNP	0	0	-	0	0	09/16/12	@ SD			DNP	0	0	-	0	0
09/23/12	Det			p	0	0	-	0	0	09/23/12	Det			DNP	0	0	-	0	0
09/30/12	@ Hou			IA	0	0	-	0	0	09/30/12	@ Hou			p	2	3	1.5	4	0
10/07/12	@ Min			IA	0	0	-	0	0	10/07/12	@ Min			S	2	10	5.0	11	0
10/11/12	Pit			p	2	1	0.5	1t	1	10/11/12	Pit			S	1	2	2.0	2	0
10/21/12	@ Buf			p	7	8	1.1	8	2	10/21/12	@ Buf			S	1	-2	-2.0	-2	0
10/28/12	Ind			p	1	-1	-1.0	-1	0	10/28/12	Ind			S	2	10	5.0	10	0
11/04/12	Chi			p	0	0	-	0	0	11/04/12	Chi			S	2	18	9.0	16	0
11/11/12	@ Mia			p	2	0	0.0	5	0	11/11/12	@ Mia			p	3	-3	-1.0	-1	0
11/25/12	@ Jax			IA	0	0	-	0	0	11/25/12	@ Jax			DNP	0	0	-	0	0
12/02/12	Hou			IA	0	0	-	0	0	12/02/12	Hou			DNP	0	0	-	0	0
12/09/12	@ Ind			p	0	0	-	0	0	12/09/12	@ Ind			DNP	0	0	-	0	0
12/17/12	NYJ			p	0	0	-	0	0	12/17/12	NYJ			DNP	0	0	-	0	0
12/23/12	@ GB			p	6	19	3.2	13	0	12/23/12	@ GB			DNP	0	0	-	0	0
12/30/12	Jax			DNP	0	0	-	0	0	12/30/12	Jax			DNP	0	0	-	0	0
<b>2012 Totals:</b>		<b>10</b>	<b>/</b>	<b>0</b>	<b>19</b>	<b>30</b>	<b>1.6</b>	<b>13</b>	<b>3</b>	<b>2012 Totals:</b>		<b>8</b>	<b>/</b>	<b>5</b>	<b>13</b>	<b>38</b>	<b>2.9</b>	<b>16</b>	<b>0</b>

CHRIS JOHNSON										QUINN JOHNSON									
Date	Opp	GP	/	GS	Att	Yds	Avg	Lg	TD	Date	Opp	GP	/	GS	Att	Yds	Avg	Lg	TD
09/09/12	NE			S	11	4	0.4	5	0	09/09/12	NE			p	0	0	-	0	0
09/16/12	@ SD			S	8	17	2.1	7	0	09/16/12	@ SD			p	0	0	-	0	0
09/23/12	Det			p	14	24	1.7	13	0	09/23/12	Det			p	0	0	-	0	0
09/30/12	@ Hou			S	25	141	5.6	19	0	09/30/12	@ Hou			p	0	0	-	0	0
10/07/12	@ Min			S	15	24	1.6	9	0	10/07/12	@ Min			S	0	0	-	0	0
10/11/12	Pit			S	19	91	4.8	13	0	10/11/12	Pit			S	0	0	-	0	0
10/21/12	@ Buf			S	18	195	10.8	83t	2	10/21/12	@ Buf			S	0	0	-	0	0
10/28/12	Ind			S	21	99	4.7	14	0	10/28/12	Ind			S	0	0	-	0	0
11/04/12	Chi			S	16	141	8.8	80t	1	11/04/12	Chi			p	0	0	-	0	0
11/11/12	@ Mia			S	23	126	5.5	21	1	11/11/12	@ Mia			p	1	3	3.0	3	0
11/25/12	@ Jax			S	21	80	3.8	31	0	11/25/12	@ Jax			S	0	0	-	0	0
12/02/12	Hou			S	13	51	3.9	26	0	12/02/12	Hou			p	0	0	-	0	0
12/09/12	@ Ind			S	19	44	2.3	8	0	12/09/12	@ Ind			S	0	0	-	0	0
12/17/12	NYJ			S	21	122	5.8	94t	1	12/17/12	NYJ			S	2	2	1.0	1	0
12/23/12	@ GB			S	11	28	2.5	8	0	12/23/12	@ GB			p	1	0	0.0	0	0
12/30/12	Jax			S	21	56	2.7	19	1	12/30/12	Jax			S	0	0	-	0	0
<b>2012 Totals:</b>		<b>16</b>	<b>/</b>	<b>15</b>	<b>276</b>	<b>1243</b>	<b>4.5</b>	<b>94t</b>	<b>6</b>	<b>2012 Totals:</b>		<b>16</b>	<b>/</b>	<b>8</b>	<b>4</b>	<b>5</b>	<b>1.3</b>	<b>3</b>	<b>0</b>

JAKE LOCKER										DARIUS REYNAUD									
Date	Opp	GP	/	GS	Att	Yds	Avg	Lg	TD	Date	Opp	GP	/	GS	Att	Yds	Avg	Lg	TD
09/09/12	NE			S	2	11	5.5	9	0	09/09/12	NE			p	2	2	1.0	2	0
09/16/12	@ SD			S	2	21	10.5	20	0	09/16/12	@ SD			p	0	0	-	0	0
09/23/12	Det			S	4	35	8.8	31	0	09/23/12	Det			p	1	0	0.0	0	0
09/30/12	@ Hou			S	0	0	-	0	0	09/30/12	@ Hou			p	0	0	-	0	0
10/07/12	@ Min			IA	0	0	-	0	0	10/07/12	@ Min			p	1	8	8.0	8	0
10/11/12	Pit			IA	0	0	-	0	0	10/11/12	Pit			p	0	0	-	0	0
10/21/12	@ Buf			IA	0	0	-	0	0	10/21/12	@ Buf			p	1	-4	-4.0	-4	0
10/28/12	Ind			IA	0	0	-	0	0	10/28/12	Ind			p	1	4	4.0	4	0
11/04/12	Chi			IA	0	0	-	0	0	11/04/12	Chi			p	0	0	-	0	0
11/11/12	@ Mia			S	4	36	9.0	20	0	11/11/12	@ Mia			p	4	15	3.8	11	0
11/25/12	@ Jax			S	5	21	4.2	5	0	11/25/12	@ Jax			p	2	5	2.5	3	0
12/02/12	Hou			S	4	38	9.5	15	0	12/02/12	Hou			p	0	0	-	0	0
12/09/12	@ Ind			S	4	51	12.8	32	0	12/09/12	@ Ind			p	1	2	2.0	2	0
12/17/12	NYJ			S	7	43	6.1	15	1	12/17/12	NYJ			p	0	0	-	0	0
12/23/12	@ GB			S	4	32	8.0	22	0	12/23/12	@ GB			p	0	0	-	0	0
12/30/12	Jax			S	5	3	0.6	3	0	12/30/12	Jax			p	3	1	0.3	3	0
<b>2012 Totals:</b>		<b>11</b>	<b>/</b>	<b>11</b>	<b>41</b>	<b>291</b>	<b>7.1</b>	<b>32</b>	<b>1</b>	<b>2012 Totals:</b>		<b>16</b>	<b>/</b>	<b>0</b>	<b>16</b>	<b>33</b>	<b>2.1</b>	<b>11</b>	<b>0</b>

**Other rushers:** Jordan Babineaux (1 for 10 yards at MIN, 10/7); Collin Mooney (5 for 19 yards vs JAX, 12/30); Javon Ringer (2 for 14 yards at HOU, 9/30); Kendall Wright (1 for 4 yards at JAX, 11/25);

## 2012 TITANS GAME-BY-GAME INDIVIDUAL RECEIVING STATISTICS

KENNY BRITT										JARED COOK (TE)									
Date	Opp	GP	/	GS	No	Yds	Avg	Lg	TD	Date	Opp	GP	/	GS	No	Yds	Avg	Lg	TD
09/09/12	NE			SUS	0	0	-	0	0	09/09/12	NE			S	4	64	16.0	35	0
09/16/12	@	SD		p	1	5	5.0	5	0	09/16/12	@	SD		S	3	23	7.7	13	0
09/23/12		Det		S	6	55	9.2	17	0	09/23/12		Det		S	4	77	19.3	61t	1
09/30/12	@	Hou		IA	0	0	-	0	0	09/30/12	@	Hou		p	3	36	12.0	25	0
10/07/12	@	Min		p	2	23	11.5	17	0	10/07/12	@	Min		p	5	37	7.4	10t	1
10/11/12		Pit		p	4	62	15.5	37	1	10/11/12		Pit		p	4	54	13.5	25	0
10/21/12	@	Buf		S	4	30	7.5	16	0	10/21/12	@	Buf		p	2	37	18.5	29	0
10/28/12		Ind		S	3	34	11.3	17	0	10/28/12		Ind		p	3	45	15.0	29	0
11/04/12		Chi		S	5	67	13.4	23	0	11/04/12		Chi		S	2	6	3.0	7	0
11/11/12	@	Mia		S	2	36	18.0	28	0	11/11/12	@	Mia		p	1	26	26.0	26t	1
11/25/12	@	Jax		S	3	25	8.3	12	1	11/25/12	@	Jax		p	6	47	7.8	15	0
12/02/12		Hou		S	2	40	20.0	34t	1	12/02/12		Hou		S	4	51	12.8	25	0
12/09/12	@	Ind		S	8	143	17.9	46	0	12/09/12	@	Ind		p	3	20	6.7	18t	1
12/17/12		NYJ		S	1	7	7.0	7	0	12/17/12		NYJ						Injured Reserve	
12/23/12	@	GB		S	2	41	20.5	39	1	12/23/12	@	GB						Injured Reserve	
12/30/12		Jax		S	2	21	10.5	11	0	12/30/12		Jax						Injured Reserve	
<b>2012 Totals:</b>				<b>14 / 11</b>	<b>45</b>	<b>589</b>	<b>13.1</b>	<b>46</b>	<b>4</b>	<b>2012 Totals:</b>				<b>13 / 5</b>	<b>44</b>	<b>523</b>	<b>11.9</b>	<b>61t</b>	<b>4</b>

JAMIE HARPER (RB)										LAVELLE HAWKINS									
Date	Opp	GP	/	GS	No	Yds	Avg	Lg	TD	Date	Opp	GP	/	GS	No	Yds	Avg	Lg	TD
09/09/12		NE		p	1	8	8.0	8	0	09/09/12		NE		p	2	8	4.0	6	0
09/16/12	@	SD		DNP	0	0	-	0	0	09/16/12	@	SD		p	0	0	-	0	0
09/23/12		Det		p	0	0	-	0	0	09/23/12		Det		IA	0	0	-	0	0
09/30/12	@	Hou		IA	0	0	-	0	0	09/30/12	@	Hou		p	1	5	5.0	5	0
10/07/12	@	Min		IA	0	0	-	0	0	10/07/12	@	Min		IA	0	0	-	0	0
10/11/12		Pit		p	0	0	-	0	0	10/11/12		Pit		IA	0	0	-	0	0
10/21/12	@	Buf		p	0	0	-	0	0	10/21/12	@	Buf		IA	0	0	-	0	0
10/28/12		Ind		p	0	0	-	0	0	10/28/12		Ind		p	1	7	7.0	7	0
11/04/12		Chi		p	0	0	-	0	0	11/04/12		Chi		IA	0	0	-	0	0
11/11/12	@	Mia		p	0	0	-	0	0	11/11/12	@	Mia		IA	0	0	-	0	0
11/25/12	@	Jax		IA	0	0	-	0	0	11/25/12	@	Jax		IA	0	0	-	0	0
12/02/12		Hou		IA	0	0	-	0	0	12/02/12		Hou		IA	0	0	-	0	0
12/09/12	@	Ind		p	0	0	-	0	0	12/09/12	@	Ind		IA	0	0	-	0	0
12/17/12		NYJ		p	0	0	-	0	0	12/17/12		NYJ		p	0	0	-	0	0
12/23/12	@	GB		p	0	0	-	0	0	12/23/12	@	GB		S	0	0	-	0	0
12/30/12		Jax		DNP	0	0	-	0	0	12/30/12		Jax		p	1	42	42.0	42	0
<b>2012 Totals:</b>				<b>10 / 0</b>	<b>1</b>	<b>8</b>	<b>8.0</b>	<b>8</b>	<b>0</b>	<b>2012 Totals:</b>				<b>7 / 1</b>	<b>5</b>	<b>62</b>	<b>12.4</b>	<b>42</b>	<b>0</b>

CHRIS JOHNSON (RB)										QUINN JOHNSON (FB)									
Date	Opp	GP	/	GS	No	Yds	Avg	Lg	TD	Date	Opp	GP	/	GS	No	Yds	Avg	Lg	TD
09/09/12		NE		S	6	47	7.8	16	0	09/09/12		NE		p	0	0	-	0	0
09/16/12	@	SD		S	2	11	5.5	12	0	09/16/12	@	SD		p	0	0	-	0	0
09/23/12		Det		p	1	5	5.0	5	0	09/23/12		Det		p	1	5	5.0	5	0
09/30/12	@	Hou		S	2	16	8.0	8	0	09/30/12	@	Hou		p	1	17	17.0	17	0
10/07/12	@	Min		S	1	5	5.0	5	0	10/07/12	@	Min		S	1	15	15.0	15	0
10/11/12		Pit		S	4	23	5.8	12	0	10/11/12		Pit		S	0	0	-	0	0
10/21/12	@	Buf		S	1	3	3.0	3	0	10/21/12	@	Buf		S	0	0	-	0	0
10/28/12		Ind		S	2	18	9.0	11	0	10/28/12		Ind		S	1	1	1.0	1	0
11/04/12		Chi		S	4	10	2.5	8	0	11/04/12		Chi		p	0	0	-	0	0
11/11/12	@	Mia		S	1	8	8.0	8	0	11/11/12	@	Mia		p	0	0	-	0	0
11/25/12	@	Jax		S	2	29	14.5	22	0	11/25/12	@	Jax		S	0	0	-	0	0
12/02/12		Hou		S	4	20	5.0	7	0	12/02/12		Hou		p	0	0	-	0	0
12/09/12	@	Ind		S	3	15	5.0	9	0	12/09/12	@	Ind		S	0	0	-	0	0
12/17/12		NYJ		S	0	0	-	0	0	12/17/12		NYJ		S	1	2	2.0	2	0
12/23/12	@	GB		S	2	13	6.5	8	0	12/23/12	@	GB		p	0	0	-	0	0
12/30/12		Jax		S	1	9	9.0	9	0	12/30/12		Jax		S	0	0	-	0	0
<b>2012 Totals:</b>				<b>16 / 15</b>	<b>36</b>	<b>232</b>	<b>6.4</b>	<b>22</b>	<b>0</b>	<b>2012 Totals:</b>				<b>16 / 8</b>	<b>5</b>	<b>40</b>	<b>8.0</b>	<b>17</b>	<b>0</b>

## 2012 TITANS GAME-BY-GAME INDIVIDUAL RECEIVING STATISTICS

MICHAEL PRESTON										DARIUS REYNAUD										
Date	Opp	GP	/	GS	No	Yds	Avg	Lg	TD	Date	Opp	GP	/	GS	No	Yds	Avg	Lg	TD	
09/09/12	NE				Practice Squad						09/09/12	NE	p			3	17	5.7	7	0
09/16/12	@ SD				Practice Squad						09/16/12	@ SD	p			0	0	-	0	0
09/23/12	Det				Practice Squad						09/23/12	Det	p			0	0	-	0	0
09/30/12	@ Hou				Practice Squad						09/30/12	@ Hou	p			0	0	-	0	0
10/07/12	@ Min				Practice Squad						10/07/12	@ Min	p			0	0	-	0	0
10/11/12	Pit				Practice Squad						10/11/12	Pit	p			0	0	-	0	0
10/21/12	@ Buf				Practice Squad						10/21/12	@ Buf	p			2	18	9.0	9	0
10/28/12	Ind				Practice Squad						10/28/12	Ind	p			0	0	-	0	0
11/04/12	Chi				Practice Squad						11/04/12	Chi	p			0	0	-	0	0
11/11/12	@ Mia				Practice Squad						11/11/12	@ Mia	p			0	0	-	0	0
11/25/12	@ Jax				Practice Squad						11/25/12	@ Jax	p			0	0	-	0	0
12/02/12	Hou				Practice Squad						12/02/12	Hou	p			0	0	-	0	0
12/09/12	@ Ind	p			1	11	11.0	11	0	12/09/12	@ Ind	p			0	0	-	0	0	
12/17/12	NYJ	p			2	31	15.5	21	0	12/17/12	NYJ	p			0	0	-	0	0	
12/23/12	@ GB	p			2	17	8.5	10	0	12/23/12	@ GB	p			0	0	-	0	0	
12/30/12	Jax	p			0	0	-	0	0	12/30/12	Jax	p			0	0	-	0	0	
<b>2012 Totals:</b>		<b>4</b>	<b>/</b>	<b>0</b>	<b>5</b>	<b>59</b>	<b>11.8</b>	<b>21</b>	<b>0</b>	<b>2012 Totals:</b>		<b>16</b>	<b>/</b>	<b>0</b>	<b>5</b>	<b>35</b>	<b>7.0</b>	<b>9</b>	<b>0</b>	

JAVON RINGER										CRAIG STEVENS (TE)										
Date	Opp	GP	/	GS	No	Yds	Avg	Lg	TD	Date	Opp	GP	/	GS	No	Yds	Avg	Lg	TD	
09/09/12	NE			IA	0	0	-	0	0	09/09/12	NE			S	1	5	5.0	5	0	
09/16/12	@ SD			IA	0	0	-	0	0	09/16/12	@ SD			S	1	46	46.0	46	0	
09/23/12	Det			IA	0	0	-	0	0	09/23/12	Det			S	5	63	12.6	24	0	
09/30/12	@ Hou			p	0	0	-	0	0	09/30/12	@ Hou			S	2	24	12.0	19t	1	
10/07/12	@ Min			p	3	12	4.0	6	0	10/07/12	@ Min			S	2	14	7.0	18	0	
10/11/12	Pit			IA	0	0	-	0	0	10/11/12	Pit			S	1	4	4.0	4	0	
10/21/12	@ Buf			IA	0	0	-	0	0	10/21/12	@ Buf			S	1	17	17.0	17	0	
10/28/12	Ind				Injured Reserve						10/28/12	Ind			S	2	15	7.5	12	0
11/04/12	Chi				Injured Reserve						11/04/12	Chi			S	2	26	13.0	14	0
11/11/12	@ Mia				Injured Reserve						11/11/12	@ Mia			S	1	7	7.0	7	0
11/25/12	@ Jax				Injured Reserve						11/25/12	@ Jax			S	1	12	12.0	12	0
12/02/12	Hou				Injured Reserve						12/02/12	Hou			S	0	0	-	0	0
12/09/12	@ Ind				Injured Reserve						12/09/12	@ Ind			S	1	19	19.0	19	0
12/17/12	NYJ				Injured Reserve						12/17/12	NYJ			S	2	16	8.0	11	0
12/23/12	@ GB				Injured Reserve						12/23/12	@ GB			S	1	7	7.0	7	0
12/30/12	Jax				Injured Reserve						12/30/12	Jax			IA	0	0	-	0	0
<b>2012 Totals:</b>		<b>2</b>	<b>/</b>	<b>0</b>	<b>3</b>	<b>12</b>	<b>4.0</b>	<b>6</b>	<b>0</b>	<b>2012 Totals:</b>		<b>15</b>	<b>/</b>	<b>15</b>	<b>23</b>	<b>275</b>	<b>12.0</b>	<b>46</b>	<b>1</b>	

TAYLOR THOMPSON (TE)										NATE WASHINGTON									
Date	Opp	GP	/	GS	No	Yds	Avg	Lg	TD	Date	Opp	GP	/	GS	No	Yds	Avg	Lg	TD
09/09/12	NE			S	0	0	-	0	0	09/09/12	NE			p	2	53	26.5	29t	1
09/16/12	@ SD			p	0	0	-	0	0	09/16/12	@ SD			p	2	20	10.0	16	0
09/23/12	Det			p	0	0	-	0	0	09/23/12	Det			S	3	112	37.3	71t	1
09/30/12	@ Hou			S	0	0	-	0	0	09/30/12	@ Hou			S	3	43	14.3	25	0
10/07/12	@ Min			p	1	7	7.0	7	0	10/07/12	@ Min			S	4	46	11.5	17	0
10/11/12	Pit			p	1	5	5.0	5	0	10/11/12	Pit			S	3	57	19.0	25	0
10/21/12	@ Buf			p	0	0	-	0	0	10/21/12	@ Buf			S	6	43	7.2	17	1
10/28/12	Ind			p	0	0	-	0	0	10/28/12	Ind			S	5	69	13.8	29	0
11/04/12	Chi			p	1	7	7.0	7	0	11/04/12	Chi			S	2	35	17.5	30t	1
11/11/12	@ Mia			S	0	0	-	0	0	11/11/12	@ Mia			S	1	5	5.0	5	0
11/25/12	@ Jax			p	0	0	-	0	0	11/25/12	@ Jax			S	4	54	13.5	21	0
12/02/12	Hou			p	0	0	-	0	0	12/02/12	Hou			S	3	96	32.0	49	0
12/09/12	@ Ind			p	0	0	-	0	0	12/09/12	@ Ind			S	1	15	15.0	15	0
12/17/12	NYJ			p	0	0	-	0	0	12/17/12	NYJ			S	4	62	15.5	30	0
12/23/12	@ GB			p	1	8	8.0	8	0	12/23/12	@ GB			S	2	15	7.5	8	0
12/30/12	Jax			S	2	19	9.5	12	0	12/30/12	Jax			S	1	21	21.0	21	0
<b>2012 Totals:</b>		<b>16</b>	<b>/</b>	<b>4</b>	<b>6</b>	<b>46</b>	<b>7.7</b>	<b>12</b>	<b>0</b>	<b>2012 Totals:</b>		<b>16</b>	<b>/</b>	<b>14</b>	<b>46</b>	<b>746</b>	<b>16.2</b>	<b>71t</b>	<b>4</b>

## 2012 TITANS GAME-BY-GAME INDIVIDUAL RECEIVING STATISTICS

DAMIAN WILLIAMS										KENDALL WRIGHT									
Date	Opp	GP	/	GS	No	Yds	Avg	Lg	TD	Date	Opp	GP	/	GS	No	Yds	Avg	Lg	TD
09/09/12	NE			S	5	33	6.6	12	0	09/09/12	NE			p	5	37	7.4	17	0
09/16/12	@ SD			S	4	45	11.3	18	0	09/16/12	@ SD			S	2	24	12.0	15t	1
09/23/12	Det			p	2	20	10.0	13	0	09/23/12	Det			S	7	41	5.9	17	0
09/30/12	@ Hou			p	1	6	6.0	6	0	09/30/12	@ Hou			S	4	46	11.5	20	1
10/07/12	@ Min			p	1	9	9.0	9	0	10/07/12	@ Min			S	9	66	7.3	10	0
10/11/12	Pit			p	2	14	7.0	12	0	10/11/12	Pit			S	6	71	11.8	35	0
10/21/12	@ Buf			p	3	38	12.7	19	0	10/21/12	@ Buf			p	3	19	6.3	11	0
10/28/12	Ind			p	1	0	0.0	0	0	10/28/12	Ind			p	4	47	11.8	23t	1
11/04/12	Chi			p	2	19	9.5	19	0	11/04/12	Chi			p	2	30	15.0	18	0
11/11/12	@ Mia			p	2	31	15.5	16	0	11/11/12	@ Mia			p	1	9	9.0	9t	1
11/25/12	@ Jax			p	2	46	23.0	27	0	11/25/12	@ Jax			p	5	48	9.6	23	0
12/02/12	Hou			p	2	24	12.0	18	0	12/02/12	Hou			p	6	78	13.0	38	0
12/09/12	@ Ind			IA	0	0	-	0	0	12/09/12	@ Ind			p	5	39	7.8	14	0
12/17/12	NYJ			IA	0	0	-	0	0	12/17/12	NYJ			p	3	31	10.3	14	0
12/23/12	@ GB			p	3	39	13.0	20	0	12/23/12	@ GB			IA	0	0	-	0	0
12/30/12	Jax			IA	0	0	-	0	0	12/30/12	Jax			p	2	40	20.0	36	0
<b>2012 Totals:</b>		<b>13</b>	<b>/</b>	<b>2</b>	<b>30</b>	<b>324</b>	<b>10.8</b>	<b>27</b>	<b>0</b>	<b>2012 Totals:</b>		<b>15</b>	<b>/</b>	<b>5</b>	<b>64</b>	<b>626</b>	<b>9.8</b>	<b>38</b>	<b>4</b>

Other receivers: None

## 2012 TITANS GAME-BY-GAME INDIVIDUAL PUNTING STATISTICS

### BRETT KERN

Date	Opp	GP	/	GS	No.	Yds	Avg	Ret	Yds	R Avg	TB	In	Lg	Blk	Net
09/09/12	NE			p	4	209	52.3	3	27	9.0	0	2	56	0	45.5
09/16/12	@ SD			p	7	361	51.6	1	1	1.0	1	3	63	0	48.6
09/23/12	Det			p	1	41	41.0	0	0	-	0	0	41	0	41.0
09/30/12	@ Hou			p	7	326	46.6	4	34	8.5	0	2	60	0	41.7
10/07/12	@ Min			p	6	256	42.7	2	-1	-0.5	0	3	53	0	42.8
10/11/12	Pit			p	5	261	52.2	4	17	4.3	1	2	61	0	44.8
10/21/12	@ Buf			p	3	124	41.3	0	0	-	1	2	57	0	34.7
10/28/12	Ind			p	3	130	43.3	1	13	13.0	0	1	61	0	39.0
11/04/12	Chi			p	6	299	49.8	5	69	13.8	1	1	59	1	30.0
11/11/12	@ Mia			p	4	208	52.0	2	16	8.0	0	3	71	0	48.0
11/25/12	@ Jax			p	4	201	50.3	1	5	5.0	0	1	57	0	49.0
12/02/12	Hou			p	6	303	50.5	4	67	16.8	0	2	70	0	39.3
12/09/12	@ Ind			p	3	165	55.0	2	24	12.0	0	1	57	0	47.0
12/17/12	NYJ			p	10	391	39.1	1	7	7.0	1	4	55	0	36.4
12/23/12	@ GB			p	8	376	47.0	5	101	20.2	0	2	54	0	34.4
12/30/12	Jax			p	4	204	51.0	4	25	6.3	0	1	55	1	35.8
<b>2012 Totals:</b>		<b>16</b>	<b>/</b>	<b>0</b>	<b>81</b>	<b>3,855</b>	<b>47.6</b>	<b>39</b>	<b>405</b>	<b>10.4</b>	<b>5</b>	<b>30</b>	<b>71</b>	<b>2</b>	<b>40.4</b>

Other punters: (none)

## 2012 TITANS GAME-BY-GAME INDIVIDUAL RETURN STATISTICS

### DARIUS REYNAUD

Date	Opp	GP	/	GS	Punt Returns					Kickoff Returns					
					No	FC	Yds	Avg	Lg	TD	No	Yds	Avg	Lg	TD
09/09/12	NE			p	0	1	0	-	0	0	4	98	24.5	30	0
09/16/12	@ SD			p	3	1	30	10.0	16	0	3	47	15.7	18	0
09/23/12	Det			p	3	1	8	2.7	6	0	4	174	43.5	105t	1
09/30/12	@ Hou			p	3	2	9	3.0	10	0	4	89	22.3	23	0
10/07/12	@ Min			p	2	1	25	12.5	14	0	2	61	30.5	31	0
10/11/12	Pit			p	1	2	9	9.0	9	0	5	131	26.2	32	0
10/21/12	@ Buf			p	0	0	0	-	0	0	5	116	23.2	32	0
10/28/12	Ind			p	1	0	19	19.0	19	0	1	7	7.0	7	0
11/04/12	Chi			p	0	0	0	-	0	0	7	145	20.7	32	0
11/11/12	@ Mia			p	4	0	56	14.0	27	0	1	19	19.0	19	0
11/25/12	@ Jax			p	1	2	0	0.0	0	0	4	88	22.0	29	0
12/02/12	Hou			p	6	2	65	10.8	16	0	2	56	28.0	35	0
12/09/12	@ Ind			p	1	1	14	14.0	14	0	0	0	-	0	0
12/17/12	NYJ			p	2	1	3	1.5	4	0	3	75	25.0	35	0
12/23/12	@ GB			p	1	2	12	12.0	12	0	5	95	19.0	27	0
12/30/12	Jax			p	3	1	160	53.3	81t	2	3	39	13.0	21	0
<b>2012 Totals:</b>		<b>16</b>	<b>/</b>	<b>0</b>	<b>31</b>	<b>17</b>	<b>410</b>	<b>13.2</b>	<b>81t</b>	<b>2</b>	<b>53</b>	<b>1,240</b>	<b>23.4</b>	<b>105t</b>	<b>1</b>

Other punt returners: Tommie Campbell (0 for 65-yard TD vs. DET, 9/23)

Other kickoff returners: Lavelle Hawkins (4 for 130 yards at SD, 9/16; 3 for 75 yards at GB, 12/23); Craig Stevens (1 for 18 yards at HOU, 9/30); Jason McCourty (1 for 14 yards at JAX, 11/25); Damian Williams (0 for 6 yards at JAX, 11/25); Will Witherspoon (1 for 6 yards at GB, 12/23)

## 2012 TITANS GAME-BY-GAME INDIVIDUAL DEFENSIVE STATISTICS

<b>XAVIER ADIBI</b>					<b>TACKLES . . .</b>							<b>INTERCEPTIONS . . .</b>					<b>FUMBLES . . .</b>				
Date	Opp	GP	/	GS	Tot	Solo	Asst	Sk	Yds	QBP	TFL	No	Yds	Lg	TD	PD	FF	FR	Yds	SpT	
09/09/12	NE																				
09/16/12	@ SD																				
09/23/12	Det																				
09/30/12	@ Hou																				
10/07/12	@ Min																				
10/11/12	Pit																				
10/21/12	@ Buf																				
10/28/12	Ind		p		0	0	0	0.0	0.0	0	0	0	0	0	0	0	0	0	0	0	0
11/04/12	Chi		p		0	0	0	0.0	0.0	0	0	0	0	0	0	0	0	0	0	0	0
11/11/12	@ Mia		IA		0	0	0	0.0	0.0	0	0	0	0	0	0	0	0	0	0	0	0
11/25/12	@ Jax		IA		0	0	0	0.0	0.0	0	0	0	0	0	0	0	0	0	0	0	0
12/02/12	Hou		p		0	0	0	0.0	0.0	0	0	0	0	0	0	0	0	0	0	0	0
12/09/12	@ Ind		p		0	0	0	0.0	0.0	0	0	0	0	0	0	0	0	0	0	0	0
12/17/12	NYJ		IA		0	0	0	0.0	0.0	0	0	0	0	0	0	0	0	0	0	0	0
12/23/12	@ GB		p		0	0	0	0.0	0.0	0	0	0	0	0	0	0	0	0	0	0	0
12/30/12	Jax		p		0	0	0	0.0	0.0	0	0	0	0	0	0	0	0	0	0	0	2
<b>2012 Totals:</b>		<b>6</b>	<b>/</b>	<b>0</b>	<b>0</b>	<b>0</b>	<b>0</b>	<b>0.0</b>	<b>0.0</b>	<b>0</b>	<b>0</b>	<b>0</b>	<b>0</b>	<b>0</b>	<b>0</b>	<b>0</b>	<b>0</b>	<b>0</b>	<b>0</b>	<b>0</b>	<b>2</b>

<b>AL AFALAVA</b>					<b>TACKLES . . .</b>							<b>INTERCEPTIONS . . .</b>					<b>FUMBLES . . .</b>				
Date	Opp	GP	/	GS	Tot	Solo	Asst	Sk	Yds	QBP	TFL	No	Yds	Lg	TD	PD	FF	FR	Yds	SpT	
09/09/12	NE		p		0	0	0	0.0	0.0	0	0	0	0	0	0	0	0	0	0	0	0
09/16/12	@ SD		IA		0	0	0	0.0	0.0	0	0	0	0	0	0	0	0	0	0	0	0
09/23/12	Det		IA		0	0	0	0.0	0.0	0	0	0	0	0	0	0	0	0	0	0	0
09/30/12	@ Hou		p		0	0	0	0.0	0.0	0	0	0	0	0	0	0	0	0	0	0	0
10/07/12	@ Min		p		0	0	0	0.0	0.0	0	0	0	0	0	0	0	0	0	0	0	0
10/11/12	Pit		p		0	0	0	0.0	0.0	0	0	0	0	0	0	0	0	0	0	0	0
10/21/12	@ Buf		p		4	2	2	0.0	0.0	0	0	0	0	0	0	0	0	0	0	0	0
10/28/12	Ind		p		1	0	1	0.0	0.0	0	0	0	0	0	0	0	0	0	0	0	0
11/04/12	Chi		p		0	0	0	0.0	0.0	0	0	0	0	0	0	0	0	0	0	0	0
11/11/12	@ Mia		IA		0	0	0	0.0	0.0	0	0	0	0	0	0	0	0	0	0	0	0
11/25/12	@ Jax		IA		0	0	0	0.0	0.0	0	0	0	0	0	0	0	0	0	0	0	0
12/02/12	Hou		p		1	0	1	0.0	0.0	0	0	0	0	0	0	0	0	0	0	0	0
12/09/12	@ Ind		p		0	0	0	0.0	0.0	0	0	1	0	0	0	1	0	0	0	0	0
12/17/12	NYJ		S		3	1	2	0.0	0.0	0	0	0	0	0	0	0	0	0	0	0	1
12/23/12	@ GB		p		3	3	0	0.0	0.0	0	0	0	0	0	0	0	0	0	0	0	0
12/30/12	Jax		S		11	7	4	0.0	0.0	0	0	0	0	0	0	0	0	0	0	0	0
<b>2012 Totals:</b>		<b>12</b>	<b>/</b>	<b>2</b>	<b>23</b>	<b>13</b>	<b>10</b>	<b>0.0</b>	<b>0.0</b>	<b>0</b>	<b>0</b>	<b>1</b>	<b>0</b>	<b>0</b>	<b>0</b>	<b>1</b>	<b>0</b>	<b>0</b>	<b>0</b>	<b>0</b>	<b>1</b>

<b>AKEEM AYERS</b>					<b>TACKLES . . .</b>							<b>INTERCEPTIONS . . .</b>					<b>FUMBLES . . .</b>				
Date	Opp	GP	/	GS	Tot	Solo	Asst	Sk	Yds	QBP	TFL	No	Yds	Lg	TD	PD	FF	FR	Yds	SpT	
09/09/12	NE		S		11	7	4	0.0	0.0	1	1	0	0	0	0	0	0	0	0	0	0
09/16/12	@ SD		S		9	8	1	0.0	0.0	0	0	0	0	0	0	1	0	0	0	0	0
09/23/12	Det		S		15	11	4	1.0	8.0	0	0	0	0	0	0	1	0	0	0	0	0
09/30/12	@ Hou		S		8	5	3	0.0	0.0	0	0	0	0	0	0	1	0	0	0	0	0
10/07/12	@ Min		S		7	5	2	0.0	0.0	1	0	0	0	0	0	0	0	0	0	0	0
10/11/12	Pit		S		6	4	2	0.0	0.0	0	1	0	0	0	0	0	0	0	0	0	0
10/21/12	@ Buf		S		4	3	1	0.0	0.0	1	0	0	0	0	0	0	0	0	0	0	0
10/28/12	Ind		S		7	3	4	1.0	7.0	2	0	0	0	0	0	1	0	0	0	0	0
11/04/12	Chi		S		8	6	2	1.0	0.0	1	1	0	0	0	0	0	0	0	0	0	0
11/11/12	@ Mia		S		2	1	1	0.0	0.0	0	0	1	2	2	0	2	0	0	0	0	0
11/25/12	@ Jax		S		5	5	0	1.0	7.0	0	0	0	0	0	0	0	0	0	0	0	0
12/02/12	Hou		p		6	5	1	0.0	0.0	0	0	0	0	0	0	2	0	0	0	0	0
12/09/12	@ Ind		S		2	1	1	0.0	0.0	1	1	0	0	0	0	0	0	0	0	0	0
12/17/12	NYJ		S		6	4	2	1.0	8.0	0	0	0	0	0	0	0	0	0	0	0	0
12/23/12	@ GB		p		6	5	1	0.0	0.0	0	0	0	0	0	0	0	0	0	0	0	0
12/30/12	Jax		S		8	6	2	1.0	5.0	1	0	0	0	0	0	0	1	0	0	0	0
<b>2012 Totals:</b>		<b>16</b>	<b>/</b>	<b>14</b>	<b>110</b>	<b>79</b>	<b>31</b>	<b>6.0</b>	<b>35.0</b>	<b>8</b>	<b>4</b>	<b>1</b>	<b>2</b>	<b>2</b>	<b>0</b>	<b>8</b>	<b>1</b>	<b>0</b>	<b>0</b>	<b>0</b>	<b>0</b>

## 2012 TITANS GAME-BY-GAME INDIVIDUAL DEFENSIVE STATISTICS

JORDAN BABINEAUX					TACKLES . . .						INTERCEPTIONS . . .					FUMBLES . . .			SpT		
Date	Opp	GP	/	GS	Tot	Solo	Asst	Sk	Yds	QBP	TFL	No	Yds	Lg	TD	PD	FF	FR		Yds	
09/09/12	NE		p		2	2	0	0.0	0.0	0	0	0	0	0	0	0	0	0	0	0	2
09/16/12	@ SD		p		2	1	1	0.0	0.0	0	0	0	0	0	0	0	0	0	0	0	1
09/23/12	Det		S		6	4	2	0.0	0.0	0	0	0	0	0	0	0	0	0	0	0	0
09/30/12	@ Hou		S		10	7	3	0.0	0.0	0	0	0	0	0	0	0	0	0	0	0	2
10/07/12	@ Min		S		7	4	3	0.0	0.0	0	0	1	10	10	0	1	0	0	0	0	1
10/11/12	Pit		S		10	7	3	0.0	0.0	0	0	0	0	0	0	0	0	0	0	0	0
10/21/12	@ Buf		S		12	8	4	0.0	0.0	1	0	0	0	0	0	1	0	0	0	0	0
10/28/12	Ind		S		11	9	2	0.0	0.0	0	0	0	0	0	0	0	0	0	0	0	1
11/04/12	Chi		S		4	2	2	0.0	0.0	0	0	0	0	0	0	0	0	0	0	0	1
11/11/12	@ Mia		S		2	1	1	0.0	0.0	0	0	0	0	0	0	0	0	0	0	0	0
11/25/12	@ Jax		S		4	4	0	0.0	0.0	0	0	0	0	0	0	1	0	0	0	0	0
12/02/12	Hou		S		6	5	1	0.0	0.0	0	0	0	0	0	0	1	0	0	0	0	0
12/09/12	@ Ind		S		8	6	2	0.0	0.0	0	0	0	0	0	0	0	0	0	0	0	0
12/17/12	NYJ		p		7	6	1	0.0	0.0	0	0	0	0	0	0	2	0	0	0	0	0
12/23/12	@ GB		S		1	0	1	0.0	0.0	0	0	0	0	0	0	0	0	0	0	0	0
12/30/12	Jax		p		0	0	0	0.0	0.0	0	0	0	0	0	0	0	0	0	0	0	1
<b>2012 Totals:</b>		<b>16</b>	<b>/</b>	<b>12</b>	<b>92</b>	<b>66</b>	<b>26</b>	<b>0.0</b>	<b>0.0</b>	<b>1</b>	<b>0</b>	<b>1</b>	<b>10</b>	<b>10</b>	<b>0</b>	<b>6</b>	<b>0</b>	<b>0</b>	<b>0</b>	<b>0</b>	<b>9</b>

PATRICK BAILEY					TACKLES . . .						INTERCEPTIONS . . .					FUMBLES . . .			SpT		
Date	Opp	GP	/	GS	Tot	Solo	Asst	Sk	Yds	QBP	TFL	No	Yds	Lg	TD	PD	FF	FR		Yds	
09/09/12	NE		p		0	0	0	0.0	0.0	0	0	0	0	0	0	0	0	0	0	0	1
09/16/12	@ SD		p		0	0	0	0.0	0.0	0	0	0	0	0	0	0	0	0	0	0	0
09/23/12	Det		p		0	0	0	0.0	0.0	0	0	0	0	0	0	0	0	0	0	0	1
09/30/12	@ Hou		p		0	0	0	0.0	0.0	0	0	0	0	0	0	0	0	0	0	0	0
10/07/12	@ Min		IA		0	0	0	0.0	0.0	0	0	0	0	0	0	0	0	0	0	0	0
10/11/12	Pit		IA		0	0	0	0.0	0.0	0	0	0	0	0	0	0	0	0	0	0	0
10/21/12	@ Buf		p		0	0	0	0.0	0.0	0	0	0	0	0	0	0	0	0	0	0	1
10/28/12	Ind		IA		0	0	0	0.0	0.0	0	0	0	0	0	0	0	0	0	0	0	0
11/04/12	Chi		IA		0	0	0	0.0	0.0	0	0	0	0	0	0	0	0	0	0	0	0
11/11/12	@ Mia		p		0	0	0	0.0	0.0	0	0	0	0	0	0	0	0	0	0	0	1
11/25/12	@ Jax		p		0	0	0	0.0	0.0	0	0	0	0	0	0	0	0	0	0	0	1
12/02/12	Hou		p		0	0	0	0.0	0.0	0	0	0	0	0	0	0	0	0	0	0	0
12/09/12	@ Ind		p		0	0	0	0.0	0.0	0	0	0	0	0	0	0	0	0	0	0	1
12/17/12	NYJ		p		0	0	0	0.0	0.0	0	0	0	0	0	0	0	0	0	0	0	1
12/23/12	@ GB		p		0	0	0	0.0	0.0	0	0	0	0	0	0	0	0	0	0	0	0
12/30/12	Jax		p		0	0	0	0.0	0.0	0	0	0	0	0	0	0	0	0	0	0	3
<b>2012 Totals:</b>		<b>12</b>	<b>/</b>	<b>0</b>	<b>0</b>	<b>0</b>	<b>0</b>	<b>0.0</b>	<b>0.0</b>	<b>0</b>	<b>0</b>	<b>0</b>	<b>0</b>	<b>0</b>	<b>0</b>	<b>0</b>	<b>0</b>	<b>0</b>	<b>0</b>	<b>0</b>	<b>10</b>

ZACH BROWN					TACKLES . . .						INTERCEPTIONS . . .					FUMBLES . . .			SpT		
Date	Opp	GP	/	GS	Tot	Solo	Asst	Sk	Yds	QBP	TFL	No	Yds	Lg	TD	PD	FF	FR		Yds	
09/09/12	NE		p		2	2	0	0.0	0.0	0	1	0	0	0	0	0	0	0	0	0	0
09/16/12	@ SD		S		10	6	4	1.0	5.0	0	0	0	0	0	0	0	1	0	0	0	0
09/23/12	Det		S		2	2	0	0.0	0.0	0	0	0	0	0	0	0	0	0	0	0	1
09/30/12	@ Hou		S		4	2	2	0.0	0.0	0	0	0	0	0	0	0	0	0	0	0	0
10/07/12	@ Min		S		7	4	3	0.0	0.0	0	0	0	0	0	0	0	0	0	0	0	0
10/11/12	Pit		S		4	3	1	0.0	0.0	0	0	0	0	0	0	1	0	0	0	0	0
10/21/12	@ Buf		p		3	2	1	0.0	0.0	0	1	0	0	0	0	0	0	0	0	0	0
10/28/12	Ind		S		4	4	0	0.0	0.0	1	1	0	0	0	0	0	0	0	0	0	0
11/04/12	Chi		p		11	9	2	0.0	0.0	0	2	0	0	0	0	0	0	1	6	0	0
11/11/12	@ Mia		S		6	5	1	0.0	0.0	0	0	1	47	47	0	1	0	0	0	0	0
11/25/12	@ Jax		S		9	5	4	1.5	6.5	0	0	0	0	0	0	0	0	0	0	0	0
12/02/12	Hou		S		5	4	1	0.0	0.0	0	0	0	0	0	0	0	0	0	0	0	0
12/09/12	@ Ind		S		4	4	0	0.0	0.0	1	0	0	0	0	0	1	0	0	0	0	0
12/17/12	NYJ		S		8	7	1	2.0	9.0	0	1	0	0	0	0	0	0	1	0	0	0
12/23/12	@ GB		S		9	8	1	0.0	0.0	0	0	0	0	0	0	0	0	0	0	0	0
12/30/12	Jax		S		5	3	2	1.0	8.0	0	0	2	109	79t	2	3	0	0	0	0	0
<b>2012 Totals:</b>		<b>16</b>	<b>/</b>	<b>13</b>	<b>93</b>	<b>70</b>	<b>23</b>	<b>5.5</b>	<b>28.5</b>	<b>2</b>	<b>6</b>	<b>3</b>	<b>156</b>	<b>79t</b>	<b>2</b>	<b>6</b>	<b>1</b>	<b>2</b>	<b>6</b>	<b>1</b>	



## 2012 TITANS GAME-BY-GAME INDIVIDUAL DEFENSIVE STATISTICS

TOMMIE CAMPBELL					TACKLES . . .						INTERCEPTIONS . . .					FUMBLES . . .			SpT		
Date	Opp	GP	/	GS	Tot	Solo	Asst	Sk	Yds	QBP	TFL	No	Yds	Lg	TD	PD	FF	FR		Yds	
09/09/12	NE		p		0	0	0	0.0	0.0	0	0	0	0	0	0	0	0	0	0	0	3
09/16/12	@ SD		p		0	0	0	0.0	0.0	0	0	0	0	0	0	0	0	0	0	0	1
09/23/12	Det		p		0	0	0	0.0	0.0	0	0	0	0	0	0	0	0	0	0	0	0
09/30/12	@ Hou		p		0	0	0	0.0	0.0	0	0	0	0	0	0	0	0	0	0	0	0
10/07/12	@ Min		p		0	0	0	0.0	0.0	0	0	0	0	0	0	0	0	0	0	0	1
10/11/12	Pit		p		0	0	0	0.0	0.0	0	0	0	0	0	0	0	0	0	0	0	1
10/21/12	@ Buf		IA		0	0	0	0.0	0.0	0	0	0	0	0	0	0	0	0	0	0	0
10/28/12	Ind		IA		0	0	0	0.0	0.0	0	0	0	0	0	0	0	0	0	0	0	0
11/04/12	Chi		p		0	0	0	0.0	0.0	0	0	0	0	0	0	0	0	0	0	0	0
11/11/12	@ Mia		p		1	1	0	0.0	0.0	0	0	0	0	0	0	0	0	0	0	0	1
11/25/12	@ Jax		p		0	0	0	0.0	0.0	0	0	0	0	0	0	0	0	0	0	0	0
12/02/12	Hou		p		0	0	0	0.0	0.0	0	0	0	0	0	0	0	0	0	0	0	0
12/09/12	@ Ind		p		0	0	0	0.0	0.0	0	0	0	0	0	0	0	0	0	0	0	0
12/17/12	NYJ		p		0	0	0	0.0	0.0	0	0	0	0	0	0	0	0	0	0	0	0
12/23/12	@ GB		p		0	0	0	0.0	0.0	0	0	0	0	0	0	0	0	0	0	0	0
12/30/12	Jax		p		5	5	0	0.0	0.0	0	0	0	0	0	0	1	0	0	0	0	2
<b>2012 Totals:</b>		<b>14</b>	<b>/</b>	<b>0</b>	<b>6</b>	<b>6</b>	<b>0</b>	<b>0.0</b>	<b>0.0</b>	<b>0</b>	<b>0</b>	<b>0</b>	<b>0</b>	<b>0</b>	<b>0</b>	<b>1</b>	<b>0</b>	<b>0</b>	<b>0</b>	<b>0</b>	<b>9</b>

JURRELL CASEY					TACKLES . . .						INTERCEPTIONS . . .					FUMBLES . . .			SpT		
Date	Opp	GP	/	GS	Tot	Solo	Asst	Sk	Yds	QBP	TFL	No	Yds	Lg	TD	PD	FF	FR		Yds	
09/09/12	NE		S		2	2	0	0.0	0.0	0	0	0	0	0	0	0	0	0	0	0	0
09/16/12	@ SD		S		2	2	0	0.0	0.0	0	0	0	0	0	0	0	0	0	0	0	0
09/23/12	Det		S		9	5	4	0.0	0.0	0	1	0	0	0	0	0	0	0	0	0	0
09/30/12	@ Hou		S		6	2	4	0.0	0.0	0	2	0	0	0	0	0	0	0	0	0	0
10/07/12	@ Min		S		4	2	2	0.0	0.0	0	1	0	0	0	0	0	0	0	0	0	0
10/11/12	Pit		S		3	2	1	0.0	0.0	0	1	0	0	0	0	0	0	0	0	0	0
10/21/12	@ Buf		S		3	0	3	0.0	0.0	0	0	0	0	0	0	0	0	0	0	0	0
10/28/12	Ind		S		5	2	3	0.0	0.0	0	0	0	0	0	0	0	0	0	0	0	0
11/04/12	Chi		S		5	2	3	1.0	15.0	0	0	0	0	0	0	0	1	0	0	0	0
11/11/12	@ Mia		S		4	1	3	0.0	0.0	1	0	0	0	0	0	0	0	0	0	0	0
11/25/12	@ Jax		S		7	6	1	1.0	10.0	0	0	0	0	0	0	0	0	0	0	0	0
12/02/12	Hou		S		8	3	5	0.0	0.0	0	0	0	0	0	0	0	1	0	0	0	0
12/09/12	@ Ind		S		4	1	3	0.0	0.0	0	0	0	0	0	0	0	0	0	0	0	0
12/17/12	NYJ		S		7	2	5	0.0	0.0	0	0	0	0	0	0	0	0	0	0	0	0
12/23/12	@ GB		S		6	3	3	0.0	0.0	0	0	0	0	0	0	0	0	0	0	0	0
12/30/12	Jax		S		5	3	2	1.0	6.0	2	1	0	0	0	0	0	0	0	0	0	0
<b>2012 Totals:</b>		<b>16</b>	<b>/</b>	<b>16</b>	<b>80</b>	<b>38</b>	<b>42</b>	<b>3.0</b>	<b>31.0</b>	<b>3</b>	<b>6</b>	<b>0</b>	<b>0</b>	<b>0</b>	<b>0</b>	<b>0</b>	<b>2</b>	<b>0</b>	<b>0</b>	<b>0</b>	<b>0</b>

KEYUNTA DAWSON					TACKLES . . .						INTERCEPTIONS . . .					FUMBLES . . .			SpT		
Date	Opp	GP	/	GS	Tot	Solo	Asst	Sk	Yds	QBP	TFL	No	Yds	Lg	TD	PD	FF	FR		Yds	
09/09/12	NE		p		1	1	0	0.0	0.0	0	0	0	0	0	0	0	0	0	0	0	0
09/16/12	@ SD		p		4	2	2	0.0	0.0	0	0	0	0	0	0	0	0	0	0	0	0
09/23/12	Det		p		0	0	0	0.0	0.0	0	0	0	0	0	0	0	0	0	0	0	0
09/30/12	@ Hou																				
10/07/12	@ Min																				
10/11/12	Pit																				
10/21/12	@ Buf																				
10/28/12	Ind																				
11/04/12	Chi																				
11/11/12	@ Mia																				
11/25/12	@ Jax																				
12/02/12	Hou																				
12/09/12	@ Ind																				
12/17/12	NYJ																				
12/23/12	@ GB																				
12/30/12	Jax																				
<b>2012 Totals:</b>		<b>3</b>	<b>/</b>	<b>0</b>	<b>5</b>	<b>3</b>	<b>2</b>	<b>0.0</b>	<b>0.0</b>	<b>0</b>	<b>0</b>	<b>0</b>	<b>0</b>	<b>0</b>	<b>0</b>	<b>0</b>	<b>0</b>	<b>0</b>	<b>0</b>	<b>0</b>	<b>0</b>

## 2012 TITANS GAME-BY-GAME INDIVIDUAL DEFENSIVE STATISTICS

<b>ZAC DILES</b>					<b>TACKLES . . .</b>						<b>INTERCEPTIONS . . .</b>					<b>FUMBLES . . .</b>					
Date	Opp	GP	/	GS	Tot	Solo	Asst	Sk	Yds	QBP	TFL	No	Yds	Lg	TD	PD	FF	FR	Yds	SpT	
09/09/12	NE			IA	0	0	0	0.0	0.0	0	0	0	0	0	0	0	0	0	0	0	0
09/16/12	@ SD			p	1	1	0	0.0	0.0	0	0	0	0	0	0	0	0	0	0	0	0
09/23/12	Det			p	2	1	1	0.0	0.0	0	0	0	0	0	0	0	0	0	0	0	0
09/30/12	@ Hou			p	6	3	3	0.0	0.0	0	0	0	0	0	0	0	0	0	0	0	0
10/07/12	@ Min			p	2	2	0	0.0	0.0	0	0	0	0	0	0	0	0	0	0	0	0
10/11/12	Pit			p	0	0	0	0.0	0.0	0	0	0	0	0	0	0	0	0	0	0	0
10/21/12	@ Buf			S	2	1	1	0.0	0.0	0	0	0	0	0	0	0	0	0	0	0	0
10/28/12	Ind																				
11/04/12	Chi																				
11/11/12	@ Mia																				
11/25/12	@ Jax																				
12/02/12	Hou																				
12/09/12	@ Ind																				
12/17/12	NYJ																				
12/23/12	@ GB																				
12/30/12	Jax																				
<b>2012 Totals:</b>		<b>6</b>	<b>/</b>	<b>1</b>	<b>13</b>	<b>8</b>	<b>5</b>	<b>0.0</b>	<b>0.0</b>	<b>0</b>	<b>0</b>	<b>0</b>	<b>0</b>	<b>0</b>	<b>0</b>	<b>0</b>	<b>0</b>	<b>0</b>	<b>0</b>	<b>0</b>	<b>0</b>

<b>PANNEL EGBOH</b>					<b>TACKLES . . .</b>						<b>INTERCEPTIONS . . .</b>					<b>FUMBLES . . .</b>					
Date	Opp	GP	/	GS	Tot	Solo	Asst	Sk	Yds	QBP	TFL	No	Yds	Lg	TD	PD	FF	FR	Yds	SpT	
09/09/12	NE			IA	0	0	0	0.0	0.0	0	0	0	0	0	0	0	0	0	0	0	0
09/16/12	@ SD																				
09/23/12	Det																				
09/30/12	@ Hou			p	2	2	0	0.0	0.0	0	1	0	0	0	0	0	0	0	0	0	0
10/07/12	@ Min			p	0	0	0	0.0	0.0	0	0	0	0	0	0	0	0	0	0	0	0
10/11/12	Pit			p	0	0	0	0.0	0.0	0	0	0	0	0	0	0	0	0	0	0	0
10/21/12	@ Buf			p	0	0	0	0.0	0.0	0	0	0	0	0	0	0	0	0	0	0	0
10/28/12	Ind			p	0	0	0	0.0	0.0	0	0	0	0	0	0	0	0	0	0	0	0
11/04/12	Chi			p	0	0	0	0.0	0.0	0	0	0	0	0	0	0	0	0	0	0	0
11/11/12	@ Mia																				
11/25/12	@ Jax																				
12/02/12	Hou																				
12/09/12	@ Ind																				
12/17/12	NYJ																				
12/23/12	@ GB																				
12/30/12	Jax																				
<b>2012 Totals:</b>		<b>6</b>	<b>/</b>	<b>0</b>	<b>2</b>	<b>2</b>	<b>0</b>	<b>0.0</b>	<b>0.0</b>	<b>0</b>	<b>1</b>	<b>0</b>	<b>0</b>	<b>0</b>	<b>0</b>	<b>0</b>	<b>0</b>	<b>0</b>	<b>0</b>	<b>0</b>	<b>0</b>

<b>MICHAEL GRIFFIN</b>					<b>TACKLES . . .</b>						<b>INTERCEPTIONS . . .</b>					<b>FUMBLES . . .</b>					
Date	Opp	GP	/	GS	Tot	Solo	Asst	Sk	Yds	QBP	TFL	No	Yds	Lg	TD	PD	FF	FR	Yds	SpT	
09/09/12	NE			S	4	2	2	0.0	0.0	0	0	0	0	0	0	0	0	0	0	0	0
09/16/12	@ SD			S	18	16	2	0.0	0.0	0	1	0	0	0	0	0	1	0	0	0	0
09/23/12	Det			S	9	6	3	0.0	0.0	0	0	0	0	0	0	0	0	0	0	0	0
09/30/12	@ Hou			S	3	2	1	0.0	0.0	0	0	0	0	0	0	0	0	0	0	0	0
10/07/12	@ Min			S	7	3	4	0.0	0.0	0	0	0	0	0	0	0	0	0	0	0	0
10/11/12	Pit			S	7	4	3	0.0	0.0	0	0	0	0	0	0	0	0	0	0	0	0
10/21/12	@ Buf			S	8	7	1	0.0	0.0	0	0	0	0	0	0	0	0	0	0	0	0
10/28/12	Ind			S	11	7	4	0.0	0.0	0	0	1	0	0	0	1	1	0	0	0	0
11/04/12	Chi			S	3	1	2	0.0	0.0	0	0	0	0	0	0	0	0	0	0	0	0
11/11/12	@ Mia			S	3	3	0	0.0	0.0	0	0	0	0	0	0	0	0	0	0	0	0
11/25/12	@ Jax			S	7	6	1	1.0	8.0	0	0	0	0	0	0	0	0	0	0	0	0
12/02/12	Hou			S	4	3	1	0.0	0.0	0	0	0	0	0	0	0	0	0	0	0	0
12/09/12	@ Ind			S	6	4	2	0.0	0.0	0	1	0	0	0	0	1	0	0	0	0	0
12/17/12	NYJ			S	8	5	3	0.0	0.0	0	0	2	26	26	0	2	0	0	0	0	0
12/23/12	@ GB			S	2	2	0	0.0	0.0	0	0	0	0	0	0	0	0	0	0	0	0
12/30/12	Jax			S	3	1	2	0.0	0.0	0	0	1	33	33	0	1	0	0	0	0	0
<b>2012 Totals:</b>		<b>16</b>	<b>/</b>	<b>16</b>	<b>103</b>	<b>72</b>	<b>31</b>	<b>1.0</b>	<b>8.0</b>	<b>0</b>	<b>2</b>	<b>4</b>	<b>59</b>	<b>33</b>	<b>0</b>	<b>5</b>	<b>2</b>	<b>0</b>	<b>0</b>	<b>0</b>	<b>0</b>

## 2012 TITANS GAME-BY-GAME INDIVIDUAL DEFENSIVE STATISTICS

<b>DaJOHN HARRIS</b>					<b>TACKLES . . .</b>						<b>INTERCEPTIONS . . .</b>					<b>FUMBLES . . .</b>					
Date	Opp	GP	/	GS	Tot	Solo	Asst	Sk	Yds	QBP	TFL	No	Yds	Lg	TD	PD	FF	FR	Yds	SpT	
09/09/12	NE		p		0	0	0	0.0	0.0	0	0	0	0	0	0	0	0	0	0	0	0
09/16/12	@ SD		p		1	0	1	0.0	0.0	0	0	0	0	0	0	0	0	0	0	0	0
09/23/12	Det		p		2	1	1	0.0	0.0	0	0	0	0	0	0	0	0	0	0	0	0
09/30/12	@ Hou		IA		0	0	0	0.0	0.0	0	0	0	0	0	0	0	0	0	0	0	0
10/07/12	@ Min		p		0	0	0	0.0	0.0	0	0	0	0	0	0	0	0	0	0	0	0
10/11/12	Pit		IA		0	0	0	0.0	0.0	0	0	0	0	0	0	0	0	0	0	0	0
10/21/12	@ Buf		p		0	0	0	0.0	0.0	0	0	0	0	0	0	0	0	0	0	0	0
10/28/12	Ind		IA		0	0	0	0.0	0.0	0	0	0	0	0	0	0	0	0	0	0	0
11/04/12	Chi		IA		0	0	0	0.0	0.0	0	0	0	0	0	0	0	0	0	0	0	0
11/11/12	@ Mia		IA		0	0	0	0.0	0.0	0	0	0	0	0	0	0	0	0	0	0	0
11/25/12	@ Jax		IA		0	0	0	0.0	0.0	0	0	0	0	0	0	0	0	0	0	0	0
12/02/12	Hou		IA		0	0	0	0.0	0.0	0	0	0	0	0	0	0	0	0	0	0	0
12/09/12	@ Ind		IA		0	0	0	0.0	0.0	0	0	0	0	0	0	0	0	0	0	0	0
12/17/12	NYJ		p		0	0	0	0.0	0.0	0	0	0	0	0	0	0	0	0	0	0	0
12/23/12	@ GB		p		2	0	2	0.0	0.0	0	0	0	0	0	0	0	0	0	0	0	0
12/30/12	Jax		IA		0	0	0	0.0	0.0	0	0	0	0	0	0	0	0	0	0	0	0
<b>2012 Totals:</b>		<b>7</b>	<b>/</b>	<b>0</b>	<b>5</b>	<b>1</b>	<b>4</b>	<b>0.0</b>	<b>0.0</b>	<b>0</b>	<b>0</b>	<b>0</b>	<b>0</b>	<b>0</b>	<b>0</b>	<b>0</b>	<b>0</b>	<b>0</b>	<b>0</b>	<b>0</b>	<b>0</b>

<b>ROBERT JOHNSON</b>					<b>TACKLES . . .</b>						<b>INTERCEPTIONS . . .</b>					<b>FUMBLES . . .</b>					
Date	Opp	GP	/	GS	Tot	Solo	Asst	Sk	Yds	QBP	TFL	No	Yds	Lg	TD	PD	FF	FR	Yds	SpT	
09/09/12	NE		S		5	4	1	0.0	0.0	0	0	0	0	0	0	0	0	0	0	0	0
09/16/12	@ SD		S		2	2	0	0.0	0.0	0	1	0	0	0	0	0	0	0	0	0	0
09/23/12	Det		p		1	1	0	0.0	0.0	0	0	0	0	0	0	0	0	0	0	0	0
09/30/12	@ Hou		p		1	1	0	0.0	0.0	0	0	0	0	0	0	0	0	0	0	0	1
10/07/12	@ Min		p		0	0	0	0.0	0.0	0	0	1	2	2	0	1	0	0	0	0	0
10/11/12	Pit		p		0	0	0	0.0	0.0	0	0	0	0	0	0	0	0	0	0	0	1
10/21/12	@ Buf		p		1	0	1	0.0	0.0	0	0	0	0	0	0	0	0	0	0	0	1
10/28/12	Ind		p		0	0	0	0.0	0.0	0	0	0	0	0	0	0	0	0	0	0	0
11/04/12	Chi		p		0	0	0	0.0	0.0	0	0	0	0	0	0	0	0	0	0	0	2
11/11/12	@ Mia		p		0	0	0	0.0	0.0	0	0	0	0	0	0	0	0	0	0	0	1
11/25/12	@ Jax		p		1	1	0	0.0	0.0	0	0	0	0	0	0	0	0	0	0	0	0
12/02/12	Hou		S		2	1	1	0.0	0.0	0	0	0	0	0	0	0	0	0	0	0	1
12/09/12	@ Ind							Injured Reserve													
12/17/12	NYJ							Injured Reserve													
12/23/12	@ GB							Injured Reserve													
12/30/12	Jax							Injured Reserve													
<b>2012 Totals:</b>		<b>12</b>	<b>/</b>	<b>3</b>	<b>13</b>	<b>10</b>	<b>3</b>	<b>0.0</b>	<b>0.0</b>	<b>0</b>	<b>1</b>	<b>1</b>	<b>2</b>	<b>2</b>	<b>0</b>	<b>1</b>	<b>0</b>	<b>0</b>	<b>0</b>	<b>0</b>	<b>7</b>

<b>KARL KLUG</b>					<b>TACKLES . . .</b>						<b>INTERCEPTIONS . . .</b>					<b>FUMBLES . . .</b>					
Date	Opp	GP	/	GS	Tot	Solo	Asst	Sk	Yds	QBP	TFL	No	Yds	Lg	TD	PD	FF	FR	Yds	SpT	
09/09/12	NE		S		0	0	0	0.0	0.0	1	0	0	0	0	0	0	0	0	0	0	0
09/16/12	@ SD		p		1	1	0	0.0	0.0	0	0	0	0	0	0	0	0	0	0	0	0
09/23/12	Det		p		2	0	2	0.0	0.0	0	0	0	0	0	0	0	0	0	0	0	0
09/30/12	@ Hou		p		1	0	1	0.0	0.0	0	0	0	0	0	0	0	0	0	0	0	0
10/07/12	@ Min		p		1	0	1	0.0	0.0	1	0	0	0	0	0	0	0	0	0	0	0
10/11/12	Pit		p		1	1	0	0.0	0.0	0	0	0	0	0	0	0	0	0	0	0	0
10/21/12	@ Buf		p		0	0	0	0.0	0.0	0	0	0	0	0	0	0	0	0	0	0	0
10/28/12	Ind		p		0	0	0	0.0	0.0	0	0	0	0	0	0	0	0	0	0	0	0
11/04/12	Chi		p		0	0	0	0.0	0.0	0	0	0	0	0	0	0	0	0	0	0	0
11/11/12	@ Mia		p		1	1	0	0.0	0.0	0	0	0	0	0	0	0	0	0	0	0	0
11/25/12	@ Jax		p		1	1	0	1.0	2.0	0	0	0	0	0	0	0	0	0	0	0	0
12/02/12	Hou		p		0	0	0	0.0	0.0	0	0	0	0	0	0	0	0	0	0	0	0
12/09/12	@ Ind		p		3	3	0	2.0	16.0	1	1	0	0	0	0	1	0	0	0	0	0
12/17/12	NYJ		p		0	0	0	0.0	0.0	0	0	0	0	0	0	0	0	0	0	0	0
12/23/12	@ GB		p		0	0	0	0.0	0.0	0	0	0	0	0	0	0	0	0	0	0	0
12/30/12	Jax		p		1	1	0	0.5	2.0	2	0	0	0	0	0	0	0	0	0	0	0
<b>2012 Totals:</b>		<b>16</b>	<b>/</b>	<b>1</b>	<b>12</b>	<b>8</b>	<b>4</b>	<b>3.5</b>	<b>20.0</b>	<b>5</b>	<b>1</b>	<b>0</b>	<b>0</b>	<b>0</b>	<b>0</b>	<b>1</b>	<b>0</b>	<b>0</b>	<b>0</b>	<b>0</b>	<b>0</b>

## 2012 TITANS GAME-BY-GAME INDIVIDUAL DEFENSIVE STATISTICS

SEN'DERRICK MARKS					TACKLES . . .						INTERCEPTIONS . . .					FUMBLES . . .			SpT		
Date	Opp	GP	/	GS	Tot	Solo	Asst	Sk	Yds	QBP	TFL	No	Yds	Lg	TD	PD	FF	FR	Yds	SpT	
09/09/12	NE			IA	0	0	0	0.0	0.0	0	0	0	0	0	0	0	0	0	0	0	0
09/16/12	@ SD			IA	0	0	0	0.0	0.0	0	0	0	0	0	0	0	0	0	0	0	0
09/23/12	Det			S	5	3	2	0.0	0.0	0	0	0	0	0	0	0	0	0	0	0	0
09/30/12	@ Hou			S	3	1	2	0.0	0.0	0	0	0	0	0	0	0	0	0	0	0	0
10/07/12	@ Min			S	2	1	1	0.0	0.0	0	1	0	0	0	0	0	0	0	0	0	0
10/11/12	Pit			S	6	4	2	0.0	0.0	0	0	0	0	0	0	1	0	0	0	0	0
10/21/12	@ Buf			S	2	0	2	0.0	0.0	0	0	0	0	0	0	0	0	0	0	0	0
10/28/12	Ind			S	3	2	1	0.0	0.0	0	0	0	0	0	0	0	0	0	0	0	0
11/04/12	Chi			S	6	3	3	0.0	0.0	0	1	0	0	0	0	0	0	0	0	0	0
11/11/12	@ Mia			S	4	1	3	1.0	8.0	3	0	0	0	0	0	0	0	0	0	0	0
11/25/12	@ Jax			S	5	3	2	0.0	0.0	0	0	0	0	0	0	1	0	0	0	0	0
12/02/12	Hou			S	6	4	2	0.0	0.0	2	1	0	0	0	0	0	0	0	0	0	0
12/09/12	@ Ind			S	6	4	2	0.0	0.0	0	0	0	0	0	0	0	0	0	0	0	0
12/17/12	NYJ			S	4	0	4	0.0	0.0	0	0	0	0	0	0	1	1	0	0	0	0
12/23/12	@ GB			S	4	2	2	0.0	0.0	0	0	0	0	0	0	0	0	0	0	0	0
12/30/12	Jax			S	7	3	4	0.5	4.0	0	0	0	0	0	0	0	0	0	0	0	0
<b>2012 Totals:</b>		<b>14</b>	<b>/</b>	<b>14</b>	<b>63</b>	<b>31</b>	<b>32</b>	<b>1.5</b>	<b>12.0</b>	<b>5</b>	<b>3</b>	<b>0</b>	<b>0</b>	<b>0</b>	<b>0</b>	<b>3</b>	<b>1</b>	<b>0</b>	<b>0</b>	<b>0</b>	<b>0</b>

MIKE MARTIN					TACKLES . . .						INTERCEPTIONS . . .					FUMBLES . . .			SpT		
Date	Opp	GP	/	GS	Tot	Solo	Asst	Sk	Yds	QBP	TFL	No	Yds	Lg	TD	PD	FF	FR	Yds	SpT	
09/09/12	NE			p	4	2	2	0.0	0.0	1	0	0	0	0	0	0	0	0	0	0	0
09/16/12	@ SD			S	4	2	2	1.0	4.0	0	0	0	0	0	0	0	0	0	0	0	0
09/23/12	Det			p	5	4	1	0.0	0.0	0	1	0	0	0	0	0	0	0	0	0	0
09/30/12	@ Hou			p	0	0	0	0.0	0.0	2	0	0	0	0	0	0	0	0	0	0	0
10/07/12	@ Min			p	3	3	0	1.0	0.0	0	2	0	0	0	0	0	0	0	0	0	0
10/11/12	Pit			p	6	3	3	0.0	0.0	0	1	0	0	0	0	0	0	0	0	0	0
10/21/12	@ Buf			p	2	2	0	0.0	0.0	0	0	0	0	0	0	0	0	0	0	0	0
10/28/12	Ind			p	1	0	1	0.0	0.0	0	0	0	0	0	0	0	0	0	0	0	0
11/04/12	Chi			p	2	1	1	0.0	0.0	0	0	0	0	0	0	0	0	0	0	0	0
11/11/12	@ Mia			p	3	1	2	0.0	0.0	0	0	0	0	0	0	0	0	0	0	0	0
11/25/12	@ Jax			p	1	1	0	0.0	0.0	0	0	0	0	0	0	0	0	0	0	0	0
12/02/12	Hou			p	2	1	1	0.0	0.0	0	0	0	0	0	0	0	0	0	0	0	0
12/09/12	@ Ind			p	2	1	1	0.0	0.0	0	1	0	0	0	0	0	0	0	0	0	0
12/17/12	NYJ			p	1	0	1	0.0	0.0	0	0	0	0	0	0	0	0	0	0	0	0
12/23/12	@ GB			p	4	2	2	1.0	8.0	0	0	0	0	0	0	0	0	0	0	0	0
12/30/12	Jax			p	0	0	0	0.0	0.0	0	0	0	0	0	0	0	0	0	0	0	0
<b>2012 Totals:</b>		<b>16</b>	<b>/</b>	<b>1</b>	<b>40</b>	<b>23</b>	<b>17</b>	<b>3.0</b>	<b>12.0</b>	<b>3</b>	<b>5</b>	<b>0</b>	<b>0</b>	<b>0</b>	<b>0</b>	<b>0</b>	<b>0</b>	<b>0</b>	<b>0</b>	<b>0</b>	<b>0</b>

COLIN McCARTHY					TACKLES . . .						INTERCEPTIONS . . .					FUMBLES . . .			SpT		
Date	Opp	GP	/	GS	Tot	Solo	Asst	Sk	Yds	QBP	TFL	No	Yds	Lg	TD	PD	FF	FR	Yds	SpT	
09/09/12	NE			S	5	4	1	0.0	0.0	0	0	0	0	0	0	0	0	0	0	0	0
09/16/12	@ SD			IA	0	0	0	0.0	0.0	0	0	0	0	0	0	0	0	0	0	0	0
09/23/12	Det			IA	0	0	0	0.0	0.0	0	0	0	0	0	0	0	0	0	0	0	0
09/30/12	@ Hou			IA	0	0	0	0.0	0.0	0	0	0	0	0	0	0	0	0	0	0	0
10/07/12	@ Min			S	8	6	2	0.0	0.0	0	0	0	0	0	0	0	0	0	0	0	0
10/11/12	Pit			S	8	3	5	0.0	0.0	0	0	0	0	0	0	0	0	0	0	0	0
10/21/12	@ Buf			IA	0	0	0	0.0	0.0	0	0	0	0	0	0	0	0	0	0	0	0
10/28/12	Ind			S	11	10	1	0.0	0.0	0	2	0	0	0	0	1	0	0	0	0	0
11/04/12	Chi			S	5	3	2	0.0	0.0	0	0	0	0	0	0	0	0	0	0	0	0
11/11/12	@ Mia			S	4	3	1	0.0	0.0	0	1	1	49	49t	1	1	0	0	0	0	0
11/25/12	@ Jax			S	4	3	1	0.0	0.0	0	0	0	0	0	0	0	0	0	0	0	0
12/02/12	Hou			IA	0	0	0	0.0	0.0	0	0	0	0	0	0	0	0	0	0	0	0
12/09/12	@ Ind			IA	0	0	0	0.0	0.0	0	0	0	0	0	0	0	0	0	0	0	0
12/17/12	NYJ			IA	0	0	0	0.0	0.0	0	0	0	0	0	0	0	0	0	0	0	0
12/23/12	@ GB			IA	0	0	0	0.0	0.0	0	0	0	0	0	0	0	0	0	0	0	0
12/30/12	Jax				Injured Reserve																
<b>2012 Totals:</b>		<b>7</b>	<b>/</b>	<b>7</b>	<b>45</b>	<b>32</b>	<b>13</b>	<b>0.0</b>	<b>0.0</b>	<b>0</b>	<b>3</b>	<b>1</b>	<b>49</b>	<b>49t</b>	<b>1</b>	<b>2</b>	<b>0</b>	<b>0</b>	<b>0</b>	<b>0</b>	<b>0</b>

## 2012 TITANS GAME-BY-GAME INDIVIDUAL DEFENSIVE STATISTICS

JASON McCOURTY					TACKLES . . .						INTERCEPTIONS . . .					FUMBLES . . .			SpT		
Date	Opp	GP	/	GS	Tot	Solo	Asst	Sk	Yds	QBP	TFL	No	Yds	Lg	TD	PD	FF	FR	Yds	SpT	
09/09/12	NE			S	3	3	0	0.0	0.0	0	1	0	0	0	0	0	0	0	0	0	0
09/16/12	@ SD			S	5	3	2	0.0	0.0	0	0	0	0	0	0	0	0	0	0	0	0
09/23/12	Det			S	6	5	1	0.0	0.0	0	0	0	0	0	0	1	0	0	0	0	0
09/30/12	@ Hou			S	4	4	0	0.0	0.0	0	1	0	0	0	0	0	0	0	0	0	0
10/07/12	@ Min			S	10	10	0	0.0	0.0	0	0	0	0	0	0	1	0	0	0	0	0
10/11/12	Pit			S	5	5	0	0.0	0.0	0	0	1	0	0	0	2	0	0	0	0	0
10/21/12	@ Buf			S	5	2	3	0.0	0.0	0	0	1	0	0	0	1	0	0	0	0	0
10/28/12	Ind			S	2	2	0	0.0	0.0	0	0	0	0	0	0	2	0	0	0	0	0
11/04/12	Chi			S	6	5	1	0.0	0.0	0	0	0	0	0	0	2	0	0	0	0	0
11/11/12	@ Mia			S	8	8	0	0.0	0.0	0	0	0	0	0	0	1	1	1	0	0	0
11/25/12	@ Jax			S	4	3	1	0.0	0.0	0	0	0	0	0	0	0	0	0	0	0	0
12/02/12	Hou			S	5	5	0	0.0	0.0	0	1	0	0	0	0	1	0	0	0	0	0
12/09/12	@ Ind			S	8	6	2	0.0	0.0	0	1	0	0	0	0	0	0	0	0	0	0
12/17/12	NYJ			S	5	4	1	0.0	0.0	0	0	2	29	28	0	2	0	0	0	0	0
12/23/12	@ GB			S	12	9	3	0.0	0.0	0	0	0	0	0	0	0	0	0	0	0	0
12/30/12	Jax			S	5	5	0	0.0	0.0	0	0	0	0	0	0	4	0	0	0	0	0
<b>2012 Totals:</b>		<b>16</b>	<b>/</b>	<b>16</b>	<b>93</b>	<b>79</b>	<b>14</b>	<b>0.0</b>	<b>0.0</b>	<b>0</b>	<b>4</b>	<b>4</b>	<b>29</b>	<b>28</b>	<b>0</b>	<b>17</b>	<b>1</b>	<b>1</b>	<b>0</b>	<b>0</b>	<b>0</b>

DERRICK MORGAN					TACKLES . . .						INTERCEPTIONS . . .					FUMBLES . . .			SpT		
Date	Opp	GP	/	GS	Tot	Solo	Asst	Sk	Yds	QBP	TFL	No	Yds	Lg	TD	PD	FF	FR	Yds	SpT	
09/09/12	NE			S	8	7	1	0.0	0.0	0	1	0	0	0	0	0	0	0	0	0	0
09/16/12	@ SD			S	5	3	2	1.0	6.0	1	1	0	0	0	0	0	0	0	0	0	0
09/23/12	Det			S	5	3	2	0.0	0.0	2	0	0	0	0	0	0	0	0	0	0	0
09/30/12	@ Hou			S	4	3	1	0.0	0.0	1	1	0	0	0	0	0	0	0	0	0	0
10/07/12	@ Min			S	6	2	4	0.0	0.0	0	0	0	0	0	0	0	0	0	0	0	0
10/11/12	Pit			S	2	1	1	1.0	7.0	2	1	0	0	0	0	1	0	0	0	0	0
10/21/12	@ Buf			S	5	1	4	0.0	0.0	0	0	0	0	0	0	1	0	1	0	0	0
10/28/12	Ind			S	2	0	2	0.5	2.0	1	0	0	0	0	0	1	1	0	0	0	0
11/04/12	Chi			S	5	1	4	0.0	0.0	1	0	0	0	0	0	1	0	0	0	0	0
11/11/12	@ Mia			S	3	1	2	0.0	0.0	4	1	0	0	0	0	1	0	0	0	0	0
11/25/12	@ Jax			S	3	3	0	0.0	0.0	1	0	0	0	0	0	0	0	0	0	0	0
12/02/12	Hou			S	5	3	2	0.0	0.0	1	0	0	0	0	0	0	0	0	0	0	0
12/09/12	@ Ind			S	3	3	0	1.0	8.0	0	0	0	0	0	0	0	0	0	0	0	0
12/17/12	NYJ			S	4	1	3	1.0	7.0	2	0	0	0	0	0	0	0	0	0	0	0
12/23/12	@ GB			S	3	2	1	0.0	0.0	3	0	0	0	0	0	0	0	0	0	0	0
12/30/12	Jax			S	3	1	2	2.0	12.5	0	0	0	0	0	0	0	0	0	0	0	0
<b>2012 Totals:</b>		<b>16</b>	<b>/</b>	<b>16</b>	<b>66</b>	<b>35</b>	<b>31</b>	<b>6.5</b>	<b>42.5</b>	<b>19</b>	<b>5</b>	<b>0</b>	<b>0</b>	<b>0</b>	<b>0</b>	<b>5</b>	<b>1</b>	<b>1</b>	<b>0</b>	<b>0</b>	<b>0</b>

RYAN MOUTON					TACKLES . . .						INTERCEPTIONS . . .					FUMBLES . . .			SpT		
Date	Opp	GP	/	GS	Tot	Solo	Asst	Sk	Yds	QBP	TFL	No	Yds	Lg	TD	PD	FF	FR	Yds	SpT	
09/09/12	NE			S	4	4	0	0.0	0.0	0	0	0	0	0	0	0	0	0	0	0	0
09/16/12	@ SD			p	0	0	0	0.0	0.0	0	0	0	0	0	0	0	0	0	0	0	0
09/23/12	Det			p	11	8	3	0.0	0.0	0	0	0	0	0	0	0	0	0	0	0	0
09/30/12	@ Hou			p	1	1	0	0.0	0.0	0	0	0	0	0	0	0	0	0	0	0	0
10/07/12	@ Min			p	2	1	1	0.0	0.0	0	0	0	0	0	0	2	0	0	0	0	0
10/11/12	Pit			p	4	2	2	0.0	0.0	0	0	0	0	0	0	0	0	0	0	0	1
10/21/12	@ Buf			S	6	4	2	0.0	0.0	0	0	0	0	0	0	0	0	0	0	0	1
10/28/12	Ind			p	7	7	0	0.0	0.0	0	1	0	0	0	0	0	0	0	0	0	0
11/04/12	Chi			p	1	1	0	0.0	0.0	0	0	0	0	0	0	1	0	0	0	0	0
11/11/12	@ Mia			p	2	1	1	0.0	0.0	0	0	0	0	0	0	0	0	0	0	0	0
11/25/12	@ Jax			p	2	2	0	0.0	0.0	0	0	0	0	0	0	0	0	0	0	0	0
12/02/12	Hou			IA	0	0	0	0.0	0.0	0	0	0	0	0	0	0	0	0	0	0	0
12/09/12	@ Ind			p	2	2	0	0.0	0.0	0	0	0	0	0	0	0	0	0	0	0	0
12/17/12	NYJ			p	0	0	0	0.0	0.0	0	0	0	0	0	0	0	0	0	0	0	0
12/23/12	@ GB			IA	0	0	0	0.0	0.0	0	0	0	0	0	0	0	0	0	0	0	0
12/30/12	Jax			IA	0	0	0	0.0	0.0	0	0	0	0	0	0	0	0	0	0	0	0
<b>2012 Totals:</b>		<b>13</b>	<b>/</b>	<b>2</b>	<b>42</b>	<b>33</b>	<b>9</b>	<b>0.0</b>	<b>0.0</b>	<b>0</b>	<b>1</b>	<b>0</b>	<b>0</b>	<b>0</b>	<b>0</b>	<b>3</b>	<b>0</b>	<b>0</b>	<b>0</b>	<b>0</b>	<b>2</b>

## 2012 TITANS GAME-BY-GAME INDIVIDUAL DEFENSIVE STATISTICS

COTY SENSABAUGH					TACKLES . . .						INTERCEPTIONS . . .					FUMBLES . . .			SpT		
Date	Opp	GP	/	GS	Tot	Solo	Asst	Sk	Yds	QBP	TFL	No	Yds	Lg	TD	PD	FF	FR		Yds	
09/09/12	NE		p		0	0	0	0.0	0.0	0	0	0	0	0	0	0	0	0	0	0	0
09/16/12	@ SD		p		2	1	1	0.0	0.0	0	0	0	0	0	0	0	0	0	0	0	0
09/23/12	Det		p		2	2	0	0.0	0.0	0	0	0	0	0	0	0	0	0	0	0	0
09/30/12	@ Hou		p		0	0	0	0.0	0.0	0	0	0	0	0	0	0	0	0	0	0	0
10/07/12	@ Min		p		0	0	0	0.0	0.0	0	0	0	0	0	0	0	0	0	0	0	1
10/11/12	Pit		p		0	0	0	0.0	0.0	0	0	0	0	0	0	0	0	0	0	0	0
10/21/12	@ Buf		p		0	0	0	0.0	0.0	0	0	0	0	0	0	0	0	0	0	0	0
10/28/12	Ind		p		0	0	0	0.0	0.0	0	0	0	0	0	0	0	0	0	0	0	1
11/04/12	Chi		S		5	4	1	0.0	0.0	0	0	0	0	0	0	0	0	0	0	0	0
11/11/12	@ Mia		p		3	3	0	0.0	0.0	0	0	0	0	0	0	2	0	0	0	0	0
11/25/12	@ Jax		p		2	2	0	0.0	0.0	0	0	0	0	0	0	0	0	0	0	0	0
12/02/12	Hou		p		1	1	0	0.0	0.0	0	0	0	0	0	0	0	0	0	0	0	0
12/09/12	@ Ind		p		3	3	0	0.0	0.0	0	0	0	0	0	1	0	0	0	0	0	0
12/17/12	NYJ		p		2	2	0	0.0	0.0	0	0	0	0	0	0	0	0	0	0	0	1
12/23/12	@ GB		S		4	2	2	0.0	0.0	0	0	0	0	0	0	0	0	0	0	0	0
12/30/12	Jax		S		3	3	0	0.0	0.0	0	0	0	0	0	0	0	0	0	0	0	1
<b>2012 Totals:</b>		<b>16</b>	<b>/</b>	<b>3</b>	<b>27</b>	<b>23</b>	<b>4</b>	<b>0.0</b>	<b>0.0</b>	<b>0</b>	<b>0</b>	<b>0</b>	<b>0</b>	<b>0</b>	<b>3</b>	<b>0</b>	<b>0</b>	<b>0</b>	<b>0</b>	<b>0</b>	<b>4</b>

TIM SHAW					TACKLES . . .						INTERCEPTIONS . . .					FUMBLES . . .			SpT		
Date	Opp	GP	/	GS	Tot	Solo	Asst	Sk	Yds	QBP	TFL	No	Yds	Lg	TD	PD	FF	FR		Yds	
09/09/12	NE		p		0	0	0	0.0	0.0	0	0	0	0	0	0	0	0	0	0	0	2
09/16/12	@ SD		p		1	1	0	0.0	0.0	0	0	0	0	0	0	0	0	0	0	0	0
09/23/12	Det		p		0	0	0	0.0	0.0	0	0	0	0	0	0	0	0	0	0	0	2
09/30/12	@ Hou		p		0	0	0	0.0	0.0	0	0	0	0	0	0	0	0	0	0	0	2
10/07/12	@ Min		p		0	0	0	0.0	0.0	0	0	0	0	0	0	0	0	0	0	0	0
10/11/12	Pit		p		0	0	0	0.0	0.0	0	0	0	0	0	0	0	0	0	0	0	0
10/21/12	@ Buf		p		4	3	1	0.0	0.0	0	1	0	0	0	0	0	0	0	0	0	0
10/28/12	Ind		p		1	0	1	0.0	0.0	0	0	0	0	0	0	0	0	0	0	0	0
11/04/12	Chi		p		5	5	0	0.0	0.0	0	0	0	0	0	0	0	0	0	0	0	0
11/11/12	@ Mia		p		3	2	1	0.0	0.0	1	0	0	0	0	0	0	0	0	0	0	2
11/25/12	@ Jax		p		0	0	0	0.0	0.0	0	0	0	0	0	0	0	0	0	0	0	0
12/02/12	Hou		p		7	6	1	0.0	0.0	0	0	0	0	0	0	0	0	0	0	0	1
12/09/12	@ Ind		S		1	1	0	0.0	0.0	0	0	0	0	0	0	0	1	0	0	0	0
12/17/12	NYJ		S		8	7	1	0.0	0.0	0	0	0	0	0	0	0	0	0	0	0	1
12/23/12	@ GB		p		5	3	2	0.0	0.0	0	0	0	0	0	0	0	0	0	0	0	2
12/30/12	Jax		p		3	2	1	0.0	0.0	0	0	0	0	0	0	0	0	0	0	0	1
<b>2012 Totals:</b>		<b>16</b>	<b>/</b>	<b>2</b>	<b>38</b>	<b>30</b>	<b>8</b>	<b>0.0</b>	<b>0.0</b>	<b>1</b>	<b>1</b>	<b>0</b>	<b>0</b>	<b>0</b>	<b>0</b>	<b>0</b>	<b>1</b>	<b>0</b>	<b>0</b>	<b>13</b>	

SCOTT SOLOMON					TACKLES . . .						INTERCEPTIONS . . .					FUMBLES . . .			SpT		
Date	Opp	GP	/	GS	Tot	Solo	Asst	Sk	Yds	QBP	TFL	No	Yds	Lg	TD	PD	FF	FR		Yds	
09/09/12	NE		p		0	0	0	0.0	0.0	0	0	0	0	0	0	0	0	0	0	0	0
09/16/12	@ SD		p		4	1	3	0.0	0.0	0	0	0	0	0	0	0	0	0	0	0	0
09/23/12	Det		p		0	0	0	0.0	0.0	0	0	0	0	0	0	0	0	0	0	0	0
09/30/12	@ Hou		p		0	0	0	0.0	0.0	0	0	0	0	0	0	0	0	0	0	0	0
10/07/12	@ Min		IA		0	0	0	0.0	0.0	0	0	0	0	0	0	0	0	0	0	0	0
10/11/12	Pit		p		0	0	0	0.0	0.0	0	0	0	0	0	0	0	0	0	0	0	0
10/21/12	@ Buf		p		0	0	0	0.0	0.0	0	0	0	0	0	0	0	0	0	0	0	0
10/28/12	Ind		p		0	0	0	0.0	0.0	0	0	0	0	0	0	0	0	0	0	0	1
11/04/12	Chi		p		0	0	0	0.0	0.0	0	0	0	0	0	0	0	0	0	0	0	0
11/11/12	@ Mia		p		1	1	0	0.0	0.0	0	0	0	0	0	0	0	0	0	0	0	1
11/25/12	@ Jax		p		0	0	0	0.0	0.0	0	0	0	0	0	0	0	0	0	0	0	1
12/02/12	Hou		p		2	1	1	0.0	0.0	0	0	0	0	0	0	0	0	0	0	0	0
12/09/12	@ Ind		p		2	0	2	0.0	0.0	0	0	0	0	0	0	0	0	0	0	0	0
12/17/12	NYJ		IA		0	0	0	0.0	0.0	0	0	0	0	0	0	0	0	0	0	0	0
12/23/12	@ GB		IA		0	0	0	0.0	0.0	0	0	0	0	0	0	0	0	0	0	0	0
12/30/12	Jax		p		0	0	0	0.0	0.0	0	0	0	0	0	0	0	0	0	0	0	0
<b>2012 Totals:</b>		<b>13</b>	<b>/</b>	<b>0</b>	<b>9</b>	<b>3</b>	<b>6</b>	<b>0.0</b>	<b>0.0</b>	<b>0</b>	<b>0</b>	<b>0</b>	<b>0</b>	<b>0</b>	<b>0</b>	<b>0</b>	<b>0</b>	<b>0</b>	<b>0</b>	<b>3</b>	

## 2012 TITANS GAME-BY-GAME INDIVIDUAL DEFENSIVE STATISTICS

ALTEERRAUN VERNER					TACKLES . . .						INTERCEPTIONS . . .					FUMBLES . . .			SpT		
Date	Opp	GP	/	GS	Tot	Solo	Asst	Sk	Yds	QBP	TFL	No	Yds	Lg	TD	PD	FF	FR		Yds	
09/09/12	NE			S	9	8	1	0.0	0.0	0	1	0	0	0	0	0	0	0	0	0	1
09/16/12	@ SD			S	5	4	1	0.0	0.0	0	1	1	11	11	0	1	0	0	0	0	1
09/23/12	Det			S	6	5	1	0.0	0.0	0	0	0	0	0	0	1	1	1	72	0	0
09/30/12	@ Hou			S	4	4	0	0.0	0.0	0	0	0	0	0	0	1	0	0	0	0	0
10/07/12	@ Min			S	6	6	0	0.0	0.0	0	2	0	0	0	0	0	0	0	0	0	0
10/11/12	Pit			S	3	3	0	0.0	0.0	0	0	0	0	0	0	0	0	0	0	0	0
10/21/12	@ Buf			S	6	5	1	0.0	0.0	0	0	0	0	0	0	0	0	0	0	0	0
10/28/12	Ind			S	7	6	1	0.0	0.0	0	2	0	0	0	0	0	0	0	0	0	0
11/04/12	Chi			S	3	2	1	0.0	0.0	0	0	0	0	0	0	1	0	0	0	0	0
11/11/12	@ Mia			S	3	3	0	0.0	0.0	0	0	0	0	0	0	1	0	0	0	0	0
11/25/12	@ Jax			S	2	1	1	0.0	0.0	0	0	1	0	0	0	2	0	0	0	0	0
12/02/12	Hou			S	4	4	0	0.0	0.0	0	0	0	0	0	0	1	0	0	0	0	0
12/09/12	@ Ind			S	3	2	1	0.0	0.0	0	1	0	0	0	0	2	0	0	0	0	0
12/17/12	NYJ			S	4	3	1	0.0	0.0	0	0	0	0	0	0	0	0	0	0	0	0
12/23/12	@ GB			S	6	3	3	0.0	0.0	0	0	0	0	0	0	0	0	0	0	0	0
12/30/12	Jax			S	7	7	0	0.0	0.0	0	0	0	0	0	0	0	0	0	0	0	4
<b>2012 Totals:</b>		<b>16</b>	<b>/</b>	<b>16</b>	<b>78</b>	<b>66</b>	<b>12</b>	<b>0.0</b>	<b>0.0</b>	<b>0</b>	<b>7</b>	<b>2</b>	<b>11</b>	<b>11</b>	<b>0</b>	<b>10</b>	<b>1</b>	<b>1</b>	<b>72</b>	<b>6</b>	

TRACY WILSON					TACKLES . . .						INTERCEPTIONS . . .					FUMBLES . . .			SpT		
Date	Opp	GP	/	GS	Tot	Solo	Asst	Sk	Yds	QBP	TFL	No	Yds	Lg	TD	PD	FF	FR		Yds	
09/09/12	NE																				
09/16/12	@ SD																				
09/23/12	Det																				
09/30/12	@ Hou																				
10/07/12	@ Min																				
10/11/12	Pit																				
10/21/12	@ Buf																				
10/28/12	Ind			p	0	0	0	0.0	0.0	0	0	0	0	0	0	0	0	0	0	0	2
11/04/12	Chi			p	0	0	0	0.0	0.0	0	0	0	0	0	0	0	0	0	0	0	0
11/11/12	@ Mia			p	0	0	0	0.0	0.0	0	0	0	0	0	0	0	0	0	0	0	0
11/25/12	@ Jax			p	0	0	0	0.0	0.0	0	0	0	0	0	0	0	0	0	0	0	0
12/02/12	Hou			p	0	0	0	0.0	0.0	0	0	0	0	0	0	0	0	0	0	0	1
12/09/12	@ Ind			p	0	0	0	0.0	0.0	0	0	0	0	0	0	0	0	0	0	0	0
12/17/12	NYJ			p	0	0	0	0.0	0.0	0	0	0	0	0	0	0	0	0	0	0	0
12/23/12	@ GB			p	0	0	0	0.0	0.0	0	0	0	0	0	0	0	0	0	0	0	2
12/30/12	Jax			p	0	0	0	0.0	0.0	0	0	0	0	0	0	0	0	0	0	0	1
<b>2012 Totals:</b>		<b>9</b>	<b>/</b>	<b>0</b>	<b>0</b>	<b>0</b>	<b>0</b>	<b>0.0</b>	<b>0.0</b>	<b>0</b>	<b>0</b>	<b>0</b>	<b>0</b>	<b>0</b>	<b>0</b>	<b>0</b>	<b>0</b>	<b>0</b>	<b>0</b>	<b>0</b>	<b>6</b>

KAMERION WIMBLEY					TACKLES . . .						INTERCEPTIONS . . .					FUMBLES . . .			SpT		
Date	Opp	GP	/	GS	Tot	Solo	Asst	Sk	Yds	QBP	TFL	No	Yds	Lg	TD	PD	FF	FR		Yds	
09/09/12	NE			S	4	3	1	1.0	8.0	0	0	0	0	0	0	0	0	0	0	0	0
09/16/12	@ SD			S	1	1	0	0.0	0.0	2	0	0	0	0	0	0	0	0	0	0	0
09/23/12	Det			S	3	1	2	0.0	0.0	0	0	0	0	0	0	0	0	0	0	0	0
09/30/12	@ Hou			S	0	0	0	0.0	0.0	1	0	0	0	0	0	0	0	0	0	0	0
10/07/12	@ Min			S	1	0	1	0.0	0.0	0	1	0	0	0	0	0	0	0	0	0	0
10/11/12	Pit			S	3	1	2	0.0	0.0	1	0	0	0	0	0	0	0	0	0	0	0
10/21/12	@ Buf			S	3	1	2	1.0	9.0	1	1	0	0	0	0	0	1	0	0	0	0
10/28/12	Ind			S	2	2	0	0.5	2.0	0	0	0	0	0	0	0	0	0	0	0	0
11/04/12	Chi			S	2	1	1	1.0	9.0	1	0	0	0	0	0	0	0	0	0	0	0
11/11/12	@ Mia			S	1	0	1	0.0	0.0	0	0	0	0	0	0	0	0	0	0	0	0
11/25/12	@ Jax			S	2	1	1	1.5	6.5	1	0	0	0	0	0	0	0	0	0	0	0
12/02/12	Hou			S	3	0	3	0.0	0.0	0	0	0	0	0	0	0	0	0	0	0	0
12/09/12	@ Ind			S	0	0	0	0.0	0.0	0	0	0	0	0	0	0	0	0	0	0	0
12/17/12	NYJ			S	5	4	1	0.0	0.0	0	0	0	0	0	0	0	0	0	0	0	0
12/23/12	@ GB			S	7	2	5	0.0	0.0	2	0	0	0	0	0	0	0	0	0	0	0
12/30/12	Jax			S	1	1	0	1.0	7.5	0	0	0	0	0	0	0	0	0	0	0	0
<b>2012 Totals:</b>		<b>16</b>	<b>/</b>	<b>16</b>	<b>38</b>	<b>18</b>	<b>20</b>	<b>6.0</b>	<b>42.0</b>	<b>9</b>	<b>2</b>	<b>0</b>	<b>0</b>	<b>0</b>	<b>0</b>	<b>0</b>	<b>1</b>	<b>0</b>	<b>0</b>	<b>0</b>	

## 2012 TITANS GAME-BY-GAME INDIVIDUAL DEFENSIVE STATISTICS

WILL WITHERSPOON					TACKLES . . .						INTERCEPTIONS . . .					FUMBLES . . .			SpT		
Date	Opp	GP	/	GS	Tot	Solo	Asst	Sk	Yds	QBP	TFL	No	Yds	Lg	TD	PD	FF	FR		Yds	
09/09/12	NE		p		3	1	2	0.0	0.0	0	0	0	0	0	0	0	0	0	0	0	0
09/16/12	@ SD		S		11	6	5	1.0	2.0	0	2	0	0	0	0	0	1	0	0	0	0
09/23/12	Det		S		11	8	3	0.0	0.0	0	1	0	0	0	0	0	0	0	0	0	0
09/30/12	@ Hou		S		4	4	0	0.0	0.0	0	0	0	0	0	0	0	0	0	0	0	1
10/07/12	@ Min		p		1	0	1	0.0	0.0	0	0	0	0	0	0	0	0	0	0	0	0
10/11/12	Pit		p		0	0	0	0.0	0.0	0	0	0	0	0	0	0	0	0	0	0	0
10/21/12	@ Buf		p		2	1	1	0.0	0.0	0	0	0	0	0	0	0	0	0	0	0	0
10/28/12	Ind		IA		0	0	0	0.0	0.0	0	0	0	0	0	0	0	0	0	0	0	0
11/04/12	Chi		IA		0	0	0	0.0	0.0	0	0	0	0	0	0	0	0	0	0	0	0
11/11/12	@ Mia		p		1	1	0	0.0	0.0	0	0	0	0	0	0	0	0	0	0	0	0
11/25/12	@ Jax		p		0	0	0	0.0	0.0	0	0	0	0	0	0	0	0	0	0	0	0
12/02/12	Hou		S		3	3	0	0.0	0.0	0	0	0	0	0	0	0	0	0	0	0	0
12/09/12	@ Ind		p		6	3	3	0.0	0.0	0	0	1	40	40t	1	2	0	0	0	0	0
12/17/12	NYJ		p		0	0	0	0.0	0.0	0	0	0	0	0	0	0	0	0	0	0	0
12/23/12	@ GB		S		6	5	1	0.0	0.0	0	0	0	0	0	0	0	0	0	0	0	1
12/30/12	Jax		p		0	0	0	0.0	0.0	0	0	0	0	0	0	0	0	0	0	0	0
<b>2012 Totals:</b>		<b>14</b>	<b>/</b>	<b>5</b>	<b>48</b>	<b>32</b>	<b>16</b>	<b>1.0</b>	<b>2.0</b>	<b>0</b>	<b>3</b>	<b>1</b>	<b>40</b>	<b>40t</b>	<b>1</b>	<b>2</b>	<b>1</b>	<b>0</b>	<b>0</b>	<b>0</b>	<b>2</b>

JARIUS WYNN					TACKLES . . .						INTERCEPTIONS . . .					FUMBLES . . .			SpT		
Date	Opp	GP	/	GS	Tot	Solo	Asst	Sk	Yds	QBP	TFL	No	Yds	Lg	TD	PD	FF	FR		Yds	
09/09/12	NE																				
09/16/12	@ SD																				
09/23/12	Det																				
09/30/12	@ Hou																				
10/07/12	@ Min																				
10/11/12	Pit																				
10/21/12	@ Buf																				
10/28/12	Ind																				
11/04/12	Chi																				
11/11/12	@ Mia		p		1	1	0	1.0	8.0	0	0	0	0	0	0	0	0	0	0	0	0
11/25/12	@ Jax		p		0	0	0	0.0	0.0	0	0	0	0	0	0	0	0	0	0	0	0
12/02/12	Hou		p		5	2	3	0.0	0.0	0	0	0	0	0	0	0	0	0	0	0	0
12/09/12	@ Ind		p		2	1	1	1.0	1.0	0	0	0	0	0	0	0	0	0	0	0	0
12/17/12	NYJ		p		1	0	1	0.0	0.0	0	0	0	0	0	0	0	0	0	0	0	0
12/23/12	@ GB		p		3	2	1	0.0	0.0	0	1	0	0	0	0	0	0	0	0	0	0
12/30/12	Jax		p		0	0	0	0.0	0.0	0	0	0	0	0	0	1	0	0	0	0	0
<b>2012 Totals:</b>		<b>7</b>	<b>/</b>	<b>0</b>	<b>12</b>	<b>6</b>	<b>6</b>	<b>2.0</b>	<b>9.0</b>	<b>0</b>	<b>1</b>	<b>0</b>	<b>0</b>	<b>0</b>	<b>0</b>	<b>1</b>	<b>0</b>	<b>0</b>	<b>0</b>	<b>0</b>	<b>0</b>



## 2012 TITANS GAME-BY-GAME FIELD GOALS & SCORING BY QUARTER

Date	Opp	TITANS							OPPONENTS						
		1ST	2ND	3RD	4TH	OT	TOTAL	FIELD GOALS	1ST	2ND	3RD	4TH	OT	TOTAL	FIELD GOALS
09/09/12	NE	3	0	7	3	0	13	R. Bironas (28G, 24G)	7	14	7	6	0	34	S. Gostkowski (25G, 31G)
09/16/12	@ SD	0	3	7	0	0	10	R. Bironas (23G)	14	3	7	14	0	38	N. Kaeding (26G)
09/23/12	Det	10	10	0	21	3	44	R. Bironas (31G, 38G, 41WL, 48WL, 26G)	6	3	7	25	0	41	J. Hanson (47G, 53G, 33G, 26G)
09/30/12	@ Hou	0	7	0	7	0	14	None	14	0	14	10	0	38	S. Graham (33G)
10/07/12	@ Min	0	0	0	7	0	7	None	7	6	10	7	0	30	B. Walsh (42G, 36G, 26G)
10/11/12	Pit	6	10	0	10	0	26	R. Bironas (22G, 38G, 47G, 40G)	10	0	3	10	0	23	S. Suisham (29G, 28G, 52G, 54SH)
10/21/12	@ Buf	14	7	7	7	0	35	None	14	6	14	0	0	34	R. Lindell (31G, 42G)
10/28/12	Ind	3	7	0	3	0	13	R. Bironas (39G, 45WR, 30G)	3	0	3	7	6	19	A. Vinatieri (20G, 37B, 44G)
11/04/12	Chi	2	3	7	8	0	20	R. Bironas (39G)	28	3	6	14	0	51	R. Gould (40G, 25G, 22G)
11/11/12	@ Mia	14	10	7	6	0	37	R. Bironas (37G, 38G, 53G)	0	3	0	0	0	3	D. Carpenter (40G)
11/25/12	@ Jax	3	3	3	10	0	19	R. Bironas (38G, 42WL, 40G, 39G, 33G)	7	0	7	10	0	24	J. Scobee (41G)
12/02/12	Hou	3	0	0	7	0	10	R. Bironas (37G)	14	7	3	0	0	24	S. Graham (50G)
12/09/12	@ Ind	7	13	0	3	0	23	R. Bironas (57WR, 40G, 31G, 25G)	7	0	14	6	0	27	A. Vinatieri (53G, 40G)
12/17/12	NYJ	0	7	7	0	0	14	R. Bironas (46B)	3	0	7	0	0	10	N. Folk (22G)
12/23/12	@ GB	0	0	0	7	0	7	None	14	6	14	21	0	55	M. Crosby (26G, 48G)
12/30/12	Jax	7	14	14	3	0	38	R. Bironas (48G)	7	7	0	6	0	20	None
<b>2012 Totals:</b>		<b>72</b>	<b>94</b>	<b>59</b>	<b>102</b>	<b>3</b>	<b>330</b>		<b>155</b>	<b>58</b>	<b>116</b>	<b>136</b>	<b>6</b>	<b>471</b>	

## 2012 TITANS GAME-BY-GAME SUMMARIES

### GAME 1 – Patriots 34, Titans 13 Sunday, Sept. 9, 2012 • 12:00 CT • LP Field

The Titans opened the regular season against the defending AFC champion New England Patriots, but fell, 34-13, in front of a sellout crowd at LP Field. Tennessee jumped out to a 3-0 lead midway through the first quarter on 28-yard field goal from Rob Bironas, but by halftime, New England would respond with three touchdown scores to take a 21-3 lead. Making his first career start, Titans quarterback Jake Locker completed 23 of 32 passes for 229 yards, connecting with receiver Nate Washington in the third quarter for Tennessee's lone touchdown of the game. But in the first minute of the fourth quarter, both Locker and Washington were injured in a play that was reviewed and eventually ruled an incomplete pass. Neither returned to the game, as veteran Matt Hasselbeck finished the contest at quarterback for Tennessee. The Titans lacked consistency on offense, as Tennessee managed just 20 yards rushing. Chris Johnson ran for a total of four yards on 11 carries, struggling to find any room in the Patriots' rush defense. Patriots quarterback Tom Brady turned in a solid performance, completing 23 of 31 passes for 236 yards. The Patriots' tight end duo of Aaron Hernandez and Rob Gronkowski combined for 119 receiving yards and two touchdown receptions.

<b>New England</b> .....	7	14	7	6	34
<b>Tennessee</b> .....	3	0	7	3	13

TEAM	SCORING PLAY	QTR-REMAIN
Titans	R.Bironas 28 yd. Field Goal	1-8:43
Patriots	A.Hernandez 23 yd. pass from T.Brady (S.Gostkowski kick)	1-1:59
Patriots	D.Hightower 6 yd. fumble return (S.Gostkowski kick)	2-11:07
Patriots	R.Gronkowski 2 yd. pass from T.Brady (S.Gostkowski kick)	2-2:00
Titans	N.Washington 29 yd. pass from J.Locker (R.Bironas kick)	3-10:17
Patriots	S.Ridley 1 yd. run (S.Gostkowski kick)	3-1:04
Titans	R.Bironas 24 yd. Field Goal	4-9:17
Patriots	S.Gostkowski 25 yd. Field Goal	4-4:15
Patriots	S.Gostkowski 31 yd. Field Goal	4-0:31

**Missed FG:** None  
**Attendance:** 69,143    **Time of Game:** 3:00  
**Weather:** Sunny, 74° F, wind from WNW 4 mph

	Patriots	Titans
First downs	25	16
3rd-down conversion-att	6-12-50%	5-14-36%
4th-down conversion-att	0-0-0%	1-2-50%
Total yards	390	284
Rushing yards	162	20
Passing yards	228	264
Passes-comp.-Int.	31-23-0	43-29-1
Sacked-yards	1-8	2-8
Punts-avg.	4-38.5	4-52.3
Punt return yards	3-27	0-0
Kickoff return yards	2-47	4-98
Fumbles-lost	0-0	1-1
Penalties-yards	3-20	3-30
Field goals made-att	2-2	2-2
Time of possession	31:01	28:59

		RUSHING							
PATRIOTS	Att	Yds	Lg	TD	TITANS	Att	Yds	Lg	TD
S. Ridley	21	125	17	1	J. Locker	2	11	9	0
D. Woodhead	6	20	6	0	C. Johnson	11	4	5	0
B. Bolden	5	11	9	0	J. Harper	1	3	3	0
A. Hernandez	1	5	5	0	D. Reynaud	2	2	2	0
T. Brady	2	1	2	0					
<b>TOTALS</b>	<b>35</b>	<b>162</b>	<b>17</b>	<b>1</b>	<b>TOTALS</b>	<b>16</b>	<b>20</b>	<b>9</b>	<b>0</b>

		PASSING							
PATRIOTS	Att	Com	Yd	TD-I	TITANS	Att	Com	Yd	TD-I
T. Brady	31	23	236	2-0	J. Locker	32	23	229	1-1
					M. Hasselbeck	11	6	43	0-0
<b>TOTALS</b>	<b>31</b>	<b>23</b>	<b>236</b>	<b>2-0</b>	<b>TOTALS</b>	<b>43</b>	<b>29</b>	<b>272</b>	<b>1-1</b>

		RECEIVING							
PATRIOTS	Rec	Yds	Lg	TD	TITANS	Rec	Yds	Lg	TD
R. Gronkowski	6	60	28	1	C. Johnson	6	47	16	0
A. Hernandez	6	59	23t	1	K. Wright	5	37	17	0
B. Lloyd	5	69	27	0	D. Williams	5	33	12	0
W. Welker	3	14	8	0	J. Cook	4	64	35	0
S. Ridley	2	27	20	0	D. Reynaud	3	17	7	0
J. Edelman	1	7	7	0	N. Washington	2	53	29t	1
					L. Hawkins	2	8	6	0
					J. Harper	1	8	8	0
					C. Stevens	1	5	5	0
<b>TOTALS</b>	<b>23</b>	<b>236</b>	<b>28</b>	<b>2</b>	<b>TOTALS</b>	<b>29</b>	<b>272</b>	<b>35</b>	<b>1</b>

#### INDIVIDUAL DEFENSE

(Titans - Coaching Stats; Opponents - Press Box Stats)

**PATRIOTS – Leading Tacklers:** J. Mayo 13-9-4. **Sacks:** J. Cunningham 1, C. Jones 1. **Int:** T. Wilson 1. **FF:** C. Jones 1. **FR:** D. Hightower 1.  
**TITANS – Leading Tacklers:** A. Ayers 11-7-4. **Sacks:** K. Wimbly 1. **Int:** None. **FF:** None. **FR:** None.

### GAME 2 – Chargers 38, Titans 10 Sunday, Sept. 16, 2012 • 1:25 PT • Qualcomm Stadium

The Chargers scored early and often against the Titans, turning in a commanding 38-10 win over Tennessee at Qualcomm Stadium. The Titans couldn't find any rhythm on offense for the second straight week, converting just one-of-nine third downs and rushing for 38 yards on the ground. San Diego quarterback Philip Rivers connected with tight end Dante Rosario for back-to-back touchdowns in the first quarter, and the Titans quickly found themselves trailing 14-0. A field goal by Rob Bironas late in the second quarter gave the Titans their first points of the game, and it seemed as if momentum had swung in Tennessee's favor when Alterraun Verner intercepted a Rivers' pass on the Chargers' next possession. However, quarterback Jake Locker and the Titans offense couldn't capitalize, as San Diego took a 17-3 lead into the locker room at halftime. Tennessee's defense held the Chargers offense at bay for much of the third quarter, but Rosario's third and final touchdown reception of the contest stretched San Diego's advantage to 24-3 late in the period. On the ensuing kickoff, Lavelle Hawkins provided a spark for the Titans with a 71-yard return, giving the Titans their best starting field position of the afternoon and setting up Tennessee's lone touchdown of the day. Locker connected with rookie Kendall Wright for a 15-yard touchdown reception on that possession, cutting the Chargers' lead to two touchdowns with two minutes remaining in the third quarter. But that would be the last noise made by the Titans offense, as two one-yard rushing touchdowns by San Diego's Jackie Battle put the contest out of reach for Tennessee. With the loss, the Titans fall to 0-2 on the season.

<b>Tennessee</b> .....	0	3	7	0	10
<b>San Diego</b> .....	14	3	7	14	38

TEAM	SCORING PLAY	QTR-REMAIN
Chargers	D.Rosario 11 yd. pass from P.Rivers (N.Kaeding kick)	1-8:52
Chargers	D.Rosario 4 yd. pass from P.Rivers (N.Kaeding kick)	1-4:15
Chargers	N.Kaeding 26 yd. Field Goal	2-12:15
Titans	R.Bironas 23 yd. Field Goal	2-4:42
Chargers	D.Rosario 15 yd. pass from P.Rivers (N.Kaeding kick)	3-3:29
Titans	K.Wright 15 yd. pass from J.Locker (R.Bironas kick)	3-2:20
Chargers	J.Battle 1 yd. run (N.Kaeding kick)	4-10:33
Chargers	J.Battle 1 yd. run (N.Kaeding kick)	4-1:13

**Missed FG:** None  
**Attendance:** 60,804    **Time of Game:** 3:03  
**Weather:** Sunny, 85° F, wind from S 8 mph

	Titans	Chargers
First downs	9	27
3rd-down conversion-att	1-9-11%	10-17-59%
4th-down conversion-att	0-0-0%	1-1-100%
Total yards	212	416
Rushing yards	38	148
Passing yards	174	268
Passes-comp.-Int.	30-15-1	32-24-1
Sacked-yards	0-0	4-16
Punts-avg.	7-51.6	4-49.3
Punt return yards	3-30	1-1
Kickoff return yards	7-177	2-74
Fumbles-lost	0-0	3-0
Penalties-yards	8-59	4-41
Field goals made-att	1-1	1-1
Time of possession	16:21	43:39

		RUSHING							
TITANS	Att	Yds	Lg	TD	CHARGERS	Att	Yds	Lg	TD
J. Locker	2	21	20	0	J. Battle	14	69	16	2
C. Johnson	8	17	7	0	C. Brinkley	18	43	12	0
					L. McClain	2	19	17	0
					P. Rivers	1	9	9	0
					R. Brown	4	8	3	0
<b>TOTALS</b>	<b>10</b>	<b>38</b>	<b>20</b>	<b>0</b>	<b>TOTALS</b>	<b>39</b>	<b>148</b>	<b>17</b>	<b>2</b>

		PASSING							
TITANS	Att	Com	Yd	TD-I	CHARGERS	Att	Com	Yd	TD-I
J. Locker	30	15	174	1-1	P. Rivers	32	24	284	3-1
<b>TOTALS</b>	<b>30</b>	<b>15</b>	<b>174</b>	<b>1-1</b>	<b>TOTALS</b>	<b>32</b>	<b>24</b>	<b>284</b>	<b>3-1</b>

		RECEIVING							
TITANS	Rec	Yds	Lg	TD	CHARGERS	Rec	Yds	Lg	TD
D. Williams	4	45	18	0	M. Floyd	6	109	27	0
J. Cook	3	23	13	0	D. Rosario	4	48	18	3
K. Wright	2	24	15t	1	R. Brown	4	26	8	0
N. Washington	2	20	16	0	C. Brinkley	4	23	11	0
C. Johnson	2	11	12	0	R. McMichael	3	29	13	0
C. Stevens	1	46	46	0	E. Royal	2	18	20	0
K. Britt	1	5	5	0	L. Green	1	31	31	0
<b>TOTALS</b>	<b>15</b>	<b>174</b>	<b>46</b>	<b>1</b>	<b>TOTALS</b>	<b>24</b>	<b>284</b>	<b>31</b>	<b>3</b>

#### INDIVIDUAL DEFENSE

(Titans - Coaching Stats; Opponents - Press Box Stats)

**TITANS – Leading Tacklers:** M. Griffin 18-16-2. **Sacks:** Z. Brown 1, Mi. Martin 1, D. Morgan 1, W. Witherspoon 1. **Int:** A. Verner 1. **FF:** Z. Brown 1, M. Griffin 1, W. Witherspoon 1. **FR:** None.  
**CHARGERS – Leading Tacklers:** A. Cason 4-4-0. **Sacks:** None. **Int:** E. Weddle 1. **FF:** None. **FR:** None.

## 2012 TITANS GAME-BY-GAME SUMMARIES

### GAME 3 – Titans 44, Lions 41 Sunday, Sept. 23, 2012 • 12:00 CT • LP Field

From the opening kick to the final whistle of overtime, the Titans' matchup against Detroit was action-packed and emotionally charged. Tennessee won 44-41 in overtime, becoming the first team in NFL history to score five touchdowns of 60 yards or more in a game. With less than a minute remaining in the first quarter, Darius Reynaud threw a lateral pass across the field to Tommie Campbell on a punt return, and Campbell returned the ball for a 65-yard touchdown. Reynaud made another splash on special teams in the fourth quarter, returning a kickoff 105 yards for a touchdown to tie the game at 27. The Titans added two more touchdowns to build a 14-point lead in the game's waning minutes, but the Lions responded with two touchdowns in the final 18 seconds of regulation, including a Hail Mary on the final snap to force overtime. A field goal gave the Titans the lead, and a huge defensive stop by Jurrell Casey and the defense on fourth-and-one at the Tennessee 7-yard line secured the Titans' first victory of the season.

<b>Detroit</b> . . . . .	6	3	7	25	0	41
<b>Tennessee</b> . . . . .	10	10	0	21	3	44

TEAM	SCORING PLAY	QTR-REMAIN
Lions	J.Hanson 47 yd. Field Goal (9-39, 3:22)	1-11:38
Lions	J.Hanson 53 yd. Field Goal (6-19, 2:16)	1-6:36
Titans	R.Bironas 31 yd. Field Goal (9-66, 4:34)	1-2:02
Titans	T.Campbell 65 yd. punt return (R.Bironas kick)	1-0:33
Titans	J.Cook 61 yd. pass from J.Locker (R.Bironas kick) (2-59, 1:12)	2-13:00
Lions	J.Hanson 33 yd. Field Goal (13-65, 6:30)	2-6:30
Titans	R.Bironas 38 yd. Field Goal (9-70, 2:17)	2-0:00
Lions	M.Leshoure 1 yd. run (J.Hanson kick) (8-69, 2:54)	3-6:36
Lions	J.Hanson 26 yd. Field Goal (10-54, 4:39)	4-12:39
Lions	N.Burleson 3 yd. pass from M.Stafford (Stafford-Burleson pass) (9-46, 4:57)	4-6:53
Titans	D.Reynaud 105 yd. kickoff return (R.Bironas kick) (0-0, 0:12)	4-6:41
Titans	N.Washington 71 yd. pass from J.Locker (R.Bironas kick) (1-66, 0:19)	4-3:11
Titans	A.Verner 72 yd. fumble return (R.Bironas kick)	4-1:16
Lions	C.Johnson 3 yd. pass from Sh.Hill (J.Hanson kick) (7-80, 0:58)	4-0:18
Lions	T.Young 46 yd. pass from Sh.Hill (J.Hanson kick) (2-46, 0:18)	4-0:00
Titans	R.Bironas 26 yd. Field Goal (13-72, 4:24)	5-10:36

**Missed FG:** R. Bironas TEN (41WL, 48WL)  
**Attendance:** 69,143 **Time of Game:** 3:51  
**Weather:** Sunny, 68° F, wind from E 5 mph

	Lions	Titans
First downs	36	21
3rd-down conversion-att	3-12-25%	5-12-42%
4th-down conversion-att	0-1-0%	0-0-0%
Total yards	583	437
Rushing yards	141	59
Passing yards	442	378
Passes-comp.-Int.	55-43-0	42-29-0
Sacked-yards	1-8	0-0
Punts-avg.	4-39.0	1-41.0
Punt return yards	0-0	3-73
Kickoff return yards	2-42	4-174
Fumbles-lost	1-1	2-2
Penalties-yards	10-91	6-32
Field goals made-att	4-4	3-5
Time of possession	40:36	27:49

RUSHING									
LIONS	Att	Yds	Lg	TD	TITANS	Att	Yds	Lg	TD
M. Leshoure	26	100	12	1	J. Locker	4	35	31	0
J. Bell	5	23	9	0	C. Johnson	14	24	13	0
M. Stafford	2	12	7	0	D. Reynaud	1	0	0	0
N. Burleson	2	7	4	0					
Sh. Hill	1	-1	-1	0					
<b>TOTALS</b>	<b>36</b>	<b>141</b>	<b>12</b>	<b>1</b>	<b>TOTALS</b>	<b>19</b>	<b>59</b>	<b>31</b>	<b>0</b>

PASSING									
LIONS	Att	Com	Yd	TD-I	TITANS	Att	Com	Yd	TD-I
M. Stafford	42	33	278	1-0	J. Locker	42	29	378	2-0
Sh. Hill	13	10	172	2-0					
<b>TOTALS</b>	<b>55</b>	<b>43</b>	<b>450</b>	<b>3-0</b>	<b>TOTALS</b>	<b>42</b>	<b>29</b>	<b>378</b>	<b>2-0</b>

RECEIVING									
LIONS	Rec	Yds	Lg	TD	TITANS	Rec	Yds	Lg	TD
C. Johnson	10	164	28	1	K. Wright	7	41	17	0
N. Burleson	10	69	15	1	K. Britt	6	55	17	0
B. Pettigrew	8	61	17	0	C. Stevens	5	63	24	0
T. Young	6	75	46	1	J. Cook	4	77	61	1
J. Bell	4	44	13	0	N. Washington	3	112	71	1
M. Leshoure	4	34	13	0	D. Williams	2	20	13	0
S. Logan	1	3	3	0	C. Johnson	1	5	5	0
					Q. Johnson	1	5	5	0
<b>TOTALS</b>	<b>43</b>	<b>450</b>	<b>46</b>	<b>3</b>	<b>TOTALS</b>	<b>29</b>	<b>378</b>	<b>71</b>	<b>2</b>

#### INDIVIDUAL DEFENSE (Titans - Coaching Stats; Opponents - Press Box Stats)

**LIONS – Leading Tacklers:** J. Wendling 6-5-1, D. Bentley 6-5-1, S. Tulloch 6-3-3, D. Levy 6-3-3. **Sacks:** None. **Int:** None. **FF:** C. Houston 1. **FR:** D. Levy 1, N. Fairley 1.  
**TITANS – Leading Tacklers:** A. Ayers 15-11-4. **Sacks:** A. Ayers 1. **Int:** None. **FF:** A. Verner 1. **FR:** A. Verner 1.

### GAME 4 – Texans 38, Titans 14 Sunday, Sept. 30, 2012 • 12:00 CT • Reliant Stadium

In their first division matchup of the season, the Titans suffered a 38-14 loss at the hands of the Texans at Reliant Stadium. Houston scored on its opening drive, as Texans quarterback Matt Schaub connected with James Casey for an 11-yard touchdown score. Things would only get tougher for the Titans, as Jake Locker got knocked out of the game with an injury after he was sacked by Glover Quin on third-and-seven in Tennessee's second offensive series of the contest. Matt Hasselbeck stepped in for Locker, and the Titans defense held the Texans at bay for the remainder of the first half. Hasselbeck and the Titans marched 78 yards downfield midway through the second quarter, and a 19-yard touchdown reception by Craig Stevens cut the Texans' advantage to one score, making it 14-7 at halftime. However, a number of untimely penalties and a third-quarter interception thrown by Hasselbeck proved costly for the Titans, as the Texans added two touchdowns by the quarter's end to stretch their lead. Houston would tack on 10 more points in the final stanza before the Titans offense would respond. In Tennessee's final possession of the contest, Kendall Wright hauled in his second career touchdown reception, an 11-yard pass from Hasselbeck. On that drive, Chris Johnson ran for 44 yards on six carries, including a 15-yard burst that pushed the Titans further into Houston territory, setting up the eventual touchdown score. Johnson provided a much-needed spark for Tennessee's offense, finishing with 141 yards rushing on the afternoon and an average of 5.6 yards per carry. While the Titans defense applied little pressure on Schaub, recording no sacks in the contest and forcing no turnovers, Houston's defense capitalized on Tennessee's miscues. The Texans returned both Hasselbeck interceptions for touchdowns and recorded four sacks in the game.

<b>Tennessee</b> . . . . .	0	7	0	7	14
<b>Houston</b> . . . . .	14	0	14	10	38

TEAM	SCORING PLAY	QTR-REMAIN
Texans	J. Casey 11 yd. pass from M.Schaub (S.Graham kick) (7-77, 3:19)	1-11:41
Texans	A.Foster 4 yd. run (S.Graham kick) (10-47, 5:59)	1-0:17
Titans	C.Stevens 19 yd. pass from M.Hasselbeck (R.Bironas kick) (7-78, 4:31)	2-7:52
Texans	D.Manning 55 yd. interception return (S.Graham kick)	3-9:21
Texans	O.Daniels 28 yd. pass from M.Schaub (S.Graham kick) (7-75, 2:37)	3-2:47
Texans	S.Graham 33 yd. Field Goal (4-3, 1:32)	4-5:38
Texans	K.Jackson 63 yd. interception return (S.Graham kick)	4-3:57
Titans	K.Wright 11 yd. pass from M.Hasselbeck (R.Bironas kick) (10-79, 3:00)	4-0:57

**Missed FG:** None  
**Attendance:** 71,581 **Time of Game:** 2:54  
**Weather:** Indoors

	Titans	Texans
First downs	17	16
3rd-down conversion-att	4-12-33%	6-14-43%
4th-down conversion-att	1-1-100%	1-1-100%
Total yards	325	297
Rushing yards	158	95
Passing yards	167	202
Passes-comp.-Int.	27-17-2	28-20-0
Sacked-yards	4-26	0-0
Punts-avg.	7-46.6	6-43.2
Punt return yards	3-9	4-34
Kickoff return yards	5-107	2-56
Fumbles-lost	2-1	0-0
Penalties-yards	7-73	1-3
Field goals made-att	0-0	1-1
Time of possession	27:34	32:26

RUSHING									
TITANS	Att	Yds	Lg	TD	TEXANS	Att	Yds	Lg	TD
C. Johnson	25	141	19	0	A. Foster	24	86	16	1
J. Ringer	2	14	9	0	B. Tate	5	11	7	0
M. Hasselbeck	2	3	4	0	M. Schaub	2	-2	-1	0
<b>TOTALS</b>	<b>29</b>	<b>158</b>	<b>19</b>	<b>0</b>	<b>TOTALS</b>	<b>31</b>	<b>95</b>	<b>16</b>	<b>1</b>

PASSING									
TITANS	Att	Com	Yd	TD-I	TEXANS	Att	Com	Yd	TD-I
M. Hasselbeck	25	17	193	2-2	M. Schaub	28	20	202	2-0
J. Locker	2	0	0	0-0					
<b>TOTALS</b>	<b>27</b>	<b>17</b>	<b>193</b>	<b>2-2</b>	<b>TOTALS</b>	<b>28</b>	<b>20</b>	<b>202</b>	<b>2-0</b>

RECEIVING									
TITANS	Rec	Yds	Lg	TD	TEXANS	Rec	Yds	Lg	TD
K. Wright	4	46	20	1	O. Daniels	6	72	28	1
N. Washington	3	43	25	0	J. Casey	5	36	11	1
J. Cook	3	36	25	0	A. Johnson	3	56	33	0
C. Stevens	2	24	19	1	K. Martin	2	19	17	0
C. Johnson	2	16	8	0	B. Tate	2	3	9	0
Q. Johnson	1	17	17	0	K. Walter	1	8	8	0
D. Williams	1	6	6	0	A. Foster	1	8	8	0
L. Hawkins	1	5	5	0					
<b>TOTALS</b>	<b>17</b>	<b>193</b>	<b>25</b>	<b>2</b>	<b>TOTALS</b>	<b>20</b>	<b>202</b>	<b>33</b>	<b>2</b>

#### INDIVIDUAL DEFENSE (Titans - Coaching Stats; Opponents - Press Box Stats)

**TITANS – Leading Tacklers:** J. Babineaux 10-7-3. **Sacks:** None. **Int:** None. **FF:** None. **FR:** None.  
**TEXANS – Leading Tacklers:** B. Cushing 10-7-3. **Sacks:** J. Watt 2, G. Quin 1, A. Smith 1. **Int:** K. Jackson 1, D. Manning 1. **FF:** A. Smith. **FR:** J. Watt.

## 2012 TITANS GAME-BY-GAME SUMMARIES

### GAME 5 – Vikings 30, Titans 7 Sunday, Oct. 7, 2012 • 3:25 CT • Mall of America Field

With Jake Locker ruled out of the game with an injury, the Titans hoped quarterback Matt Hasselbeck could establish a rhythm early while stepping in to lead the Titans against the Minnesota Vikings. But even added veteran experience under center couldn't spark the Tennessee offense, as the Titans fell to the Vikings 30-7. The Titans offense was silent in the first half, with drives halted by costly penalties as well as a fumble by Chris Johnson and Matt Hasselbeck's lone interception of the game. While the Titans only managed 87 yards of total offense in the first half, the defense settled in, yielding just 13 points to Minnesota by halftime. In desperate need of an offensive spark in the second half, the Titans offense finally found the end zone, albeit too late. Hasselbeck connected with Jared Cook for a 10-yard touchdown reception with 10:35 remaining in the contest for the Titans lone score of the afternoon. The Vikings posted 17 points in the final two quarters, effectively erasing any chance of a Tennessee comeback. One week after rushing for 141 yards against Houston, Chris Johnson only managed 24 yards on the ground against Minnesota, as the Titans were unable to establish a successful run game. Through the first four games this season, Vikings quarterback Christian Ponder had not thrown an interception, but safeties Jordan Babineaux and Robert Johnson each recorded a pick against the second-year pro, providing a bright spot for the Titans secondary.

Tennessee	..... 0	0	0	7	7
Minnesota	..... 7	6	10	7	30

TEAM	SCORING PLAY	QTR-REMAIN
Vikings	P.Harvin 4 yd. run (B.Walsh kick) (9-91, 4:59)	1-2:31
Vikings	B.Walsh 42 yd. Field Goal (5-19, 0:57)	2-10:27
Vikings	B.Walsh 36 yd. Field Goal (12-77, 5:42)	2-1:52
Vikings	B.Walsh 26 yd. Field Goal (12-69, 6:24)	3-5:07
Vikings	P.Harvin 10 yd. pass from C.Ponder (B.Walsh kick) (6-61, 3:31)	3-0:05
Titans	J.Cook 10 yd. pass from M.Hasselbeck (R.Bironas kick) (12-77, 4:30)	4-10:35
Vikings	K.Rudolph 15 yd. pass from C.Ponder (B.Walsh kick) (6-43, 3:57)	4-6:38

**Missed FG:** None  
**Attendance:** 57,652    **Time of Game:** 3:20  
**Weather:** Indoors

	Titans	Vikings
First downs	18	25
3rd-down conversion-att	8-17-47%	3-11-27%
4th-down conversion-att	1-2-50%	0-0-0%
Total yards	267	433
Rushing yards	52	175
Passing yards	215	258
Passes-comp.-Int.	48-29-1	35-25-2
Sacked-yards	2-19	1-0
Punts-avg.	6-42.7	3-46.0
Punt return yards	2-25	2- -1
Kickoff return yards	2-61	0-0
Fumbles-lost	2-1	0-0
Penalties-yards	10-75	5-60
Field goals made-att	0-0	3-3
Time of possession	26:54	33:06

RUSHING											
TITANS	Att	Yds	Lg	TD	VIKINGS	Att	Yds	Lg	TD		
C. Johnson	15	24	9	0	A. Peterson	17	88	34	0		
M. Hasselbeck	2	10	11	0	T. Gerhart	6	41	22	0		
J. Babineaux	1	10	10	0	C. Ponder	3	31	13	0		
D. Reynaud	1	8	8	0	P. Harvin	2	8	4	1		
					M. Asiata	2	8	5	0		
					J. Webb	1	-1	-1	0		
					J. Webb	1	-1	-1	0		
<b>TOTALS</b>	<b>19</b>	<b>52</b>	<b>11</b>	<b>0</b>	<b>TOTALS</b>	<b>31</b>	<b>175</b>	<b>34</b>	<b>1</b>		

PASSING											
TITANS	Att	Com	Yd	TD-I	VIKINGS	Att	Com	Yd	TD-I		
M. Hasselbeck	43	26	200	1-1	C. Ponder	35	25	258	2-2		
R. Smith	5	3	34	0-0							
<b>TOTALS</b>	<b>48</b>	<b>29</b>	<b>234</b>	<b>1-1</b>	<b>TOTALS</b>	<b>35</b>	<b>25</b>	<b>258</b>	<b>2-2</b>		

RECEIVING											
TITANS	Rec	Yds	Lg	TD	VIKINGS	Rec	Yds	Lg	TD		
K. Wright	9	66	10	0	P. Harvin	8	108	45	1		
J. Cook	5	37	10	1	K. Rudolph	4	23	15	1		
N. Washington	3	29	12	0	M. Jenkins	3	35	15	0		
J. Ringer	3	12	6	0	D. Aromashodu	3	34	19	0		
K. Britt	2	23	17	0	A. Peterson	3	15	10	0		
C. Stevens	2	14	18	0	R. Ellison	2	35	29	0		
D. Reynaud	1	17	17	0	S. Burton	1	6	6	0		
Q. Johnson	1	15	15	0	J. Carlson	1	2	2	0		
D. Williams	1	9	9	0							
T. Thompson	1	7	7	0							
C. Johnson	1	5	5	0							
<b>TOTALS</b>	<b>29</b>	<b>234</b>	<b>18</b>	<b>1</b>	<b>TOTALS</b>	<b>25</b>	<b>258</b>	<b>45</b>	<b>2</b>		

#### INDIVIDUAL DEFENSE

(Titans - Coaching Stats; Opponents - Press Box Stats)

**TITANS – Leading Tacklers:** J. McCourty 10-10-0. **Sacks:** M. Martin 1. **Int:** J. Babineaux 1, R. Johnson, 1. **FF:** None. **FR:** None.  
**VIKINGS – Leading Tacklers:** C. Greenway 9-5-4. **Sacks:** J. Allen 1, B. Robison 1. **Int:** A. Winfield 1. **FF:** J. Brinkley 1, E. Henderson 1. **FR:** H. Smith 1.

### GAME 6 – Titans 26, Steelers 23 Thursday, Oct. 11, 2012 • 7:20 CT • LP Field

Rob Bironas' 40-yard game-winning field goal sailed through the uprights as the Titans edged Pittsburgh, 26-23, on Thursday night. In a game featuring numerous lead changes, the Titans made pivotal plays in all three phases of the game. With Tennessee trailing 10-6 in the first quarter, Tim Shaw blocked a Pittsburgh punt, setting up a one-yard touchdown run by Jamie Harper. With the Steelers driving downfield late in the second quarter, Jason McCourty grabbed his first interception of the season. The Titans offense capitalized on McCourty's pick, moving the ball into Pittsburgh territory to set up a 47-yard field goal and a six-point Titans advantage heading into the locker room. The Steelers offense responded after halftime, however, scoring 13 unanswered points to take seven-point lead by the middle of the fourth quarter. But the Titans offense was resilient, as Matt Hasselbeck led an 80-yard drive downfield, ending in a five-yard touchdown catch for Kenny Britt. Hasselbeck connected with Kendall Wright twice on that drive, including a 35-yard deep pass down the middle. After Pittsburgh missed a 54-yard field-goal attempt, the Titans got the ball back with 49 seconds remaining, and Hasselbeck found Jared Cook for a 25-yard reception to set up the game-winning field goal from Bironas.

Pittsburgh	..... 10	0	3	10	23
Tennessee	..... 6	10	0	10	26

TEAM	SCORING PLAY	QTR-REMAIN
Titans	R.Bironas 22 yd. Field Goal (9-69, 4:07)	1-10:53
Steelers	S. Suisham 29 yd. Field Goal (7-44, 3:29)	1-7:24
Steelers	M. Wallace 82 yd. pass from B. Roethlisberger (S. Suisham kick) (1-82, 0:12)	1-5:25
Titans	R. Bironas 38 yd. Field Goal (8-52, 4:14)	1-1:11
Titans	J. Harper 1 yd. run (R. Bironas kick) (2-1, 0:46)	2-14:14
Titans	R. Bironas 47 yd. Field Goal (10-59, 1:31)	2-0:00
Steelers	S. Suisham 28 yd. Field Goal (11-65, 5:57)	3-9:03
Steelers	B. Batch 1 yd. run (S. Suisham kick) (15-80, 6:42)	4-13:34
Steelers	S. Suisham 52 yd. Field Goal (5-14, 1:38)	4-8:18
Titans	K. Britt 5 yd. pass from M. Hasselbeck (R. Bironas kick) (11-80, 3:59)	4-4:19
Titans	R. Bironas 40 yd. Field Goal (5-33, 0:49)	4-0:00

**Missed FG:** S. Suisham PIT (54SH)  
**Attendance:** 69,143    **Time of Game:** 3:20  
**Weather:** Clear and cool, 64° F, wind from W 2 mph

	Steelers	Titans
First downs	19	21
3rd-down conversion-att	7-15-47%	9-16-56%
4th-down conversion-att	0-0-0%	0-0-0%
Total yards	412	359
Rushing yards	56	94
Passing yards	356	265
Passes-comp.-Int.	40-24-1	44-25-1
Sacked-yards	1-7	3-25
Punts-avg.	4-30.8	5-52.2
Punt return yards	4-17	1-9
Kickoff return yards	3-97	5-131
Fumbles-lost	0-0	2-0
Penalties-yards	4-50	5-45
Field goals made-att	3-4	4-4
Time of possession	29:57	30:03

RUSHING											
STEELERS	Att	Yds	Lg	TD	TITANS	Att	Yds	Lg	TD		
B. Batch	10	22	10	1	C. Johnson	19	91	13	0		
I. Redman	5	14	5	0	M. Hasselbeck	1	2	2	0		
B. Roethlisberger	1	14	14	0	J. Harper	2	1	1	1		
R. Mendenhall	6	6	5	0							
<b>TOTALS</b>	<b>22</b>	<b>56</b>	<b>14</b>	<b>1</b>	<b>TOTALS</b>	<b>22</b>	<b>94</b>	<b>13</b>	<b>1</b>		

PASSING											
STEELERS	Att	Com	Yd	TD-I	TITANS	Att	Com	Yd	TD-I		
B. Roethlisberger	40	24	363	1-1	M. Hasselbeck	44	25	290	1-1		
<b>TOTALS</b>	<b>40</b>	<b>24</b>	<b>363</b>	<b>1-1</b>	<b>TOTALS</b>	<b>44</b>	<b>25</b>	<b>290</b>	<b>1-1</b>		

RECEIVING											
STEELERS	Rec	Yds	Lg	TD	TITANS	Rec	Yds	Lg	TD		
H. Miller	6	67	17	0	K. Wright	6	71	35	0		
I. Redman	4	105	55	0	K. Britt	4	62	37	1		
E. Sanders	4	43	22	0	J. Cook	4	54	25	0		
A. Brown	4	20	7	0	C. Johnson	4	23	12	0		
M. Wallace	2	94	82	1	N. Washington	3	57	25	0		
C. Rainey	1	12	12	0	D. Williams	2	14	12	0		
R. Mendenhall	1	11	11	0	T. Thompson	1	5	5	0		
D. Paulson	1	8	8	0	C. Stevens	1	4	4	0		
B. Batch	1	3	3	0							
<b>TOTALS</b>	<b>24</b>	<b>363</b>	<b>82</b>	<b>1</b>	<b>TOTALS</b>	<b>25</b>	<b>290</b>	<b>37</b>	<b>1</b>		

#### INDIVIDUAL DEFENSE

(Titans - Coaching Stats; Opponents - Press Box Stats)

**STEELERS – Leading Tacklers:** R. Clark 11-8-3. **Sacks:** L. Foote 1, J. Harrison 1, J. Worlds 1. **Int:** L. Timmons 1. **FF:** W. Allen 1, L. Foote 1. **FR:** None.  
**TITANS – Leading Tacklers:** J. Babineaux 10-7-3. **Sacks:** D. Morgan 1. **Int:** J. McCourty 1. **FF:** None. **FR:** None.

## 2012 TITANS GAME-BY-GAME SUMMARIES

### GAME 7 – Titans 35, Bills 34 Sunday, Oct. 21, 2012 • 1:00 ET • Ralph Wilson Stadium

Chris Johnson turned in the third-best rushing game of his career, including 195 yards rushing and two touchdowns, to propel the Titans to a 35-34 victory over the Buffalo Bills at Ralph Wilson Stadium. Running back Jamie Harper added two one-yard touchdown runs of his own, as the Titans won their second consecutive game. The Titans offense set the tone early, as Johnson had an explosive first quarter, including an 83-yard touchdown run to give Tennessee a touchdown lead late in the period. However, the Bills responded just 12 seconds later, as Brad Smith returned Rob Bironas' kick for an 89-yard touchdown to tie the game at 14. Buffalo pushed two field goals through late in the second quarter, and the Titans took a one-point lead into the locker room at halftime. Matt Hasselbeck connected with eight Titans receivers on the afternoon, but no reception was more crucial than a game-winning 15-yard touchdown catch by Nate Washington on fourth-and-nine with 1:08 remaining in the contest. An interception by Jason McCourty - his second of the season - set up the Titans' final scoring drive. Tennessee's defense made a statement on the Bills' final possession, as Buffalo turned the ball over on downs after quarterback Ryan Fitzpatrick missed his target, throwing wide of Stevie Johnson on fourth-and-two. Tennessee forced two turnovers in the contest, and the Titans were able to capitalize on both, as they set up Harper's second touchdown run in addition to the game-winning touchdown reception by Washington.

<b>Tennessee</b> . . . . .	14	7	7	7	35
<b>Buffalo</b> . . . . .	14	6	14	0	34

TEAM	SCORING PLAY	QTR-REMAIN
Titans	C. Johnson 16 yd. run (R. Bironas kick) (8-77, 4:22)	1-10:38
Bills	F. Jackson 3 yd. pass from R. Fitzpatrick (R. Lindell kick) (13-83, 7:37)	1-3:01
Titans	C. Johnson 83 yd. run (R. Bironas kick) (1-83, 0:18)	1-2:43
Bills	B. Smith 89 yd. kickoff return (R. Lindell kick) (0-0, 0:12)	1-2:31
Titans	J. Harper 1 yd. run (R. Bironas kick) (14-80, 7:13)	2-10:18
Bills	R. Lindell 31 yd. Field Goal (10-68, 6:22)	2-3:56
Bills	R. Lindell 42 yd. Field Goal (10-63, 1:47)	2-0:00
Titans	J. Harper 1 yd. run (R. Bironas kick) (8-32, 2:58)	3-11:45
Bills	D. Jones 15 yd. pass from R. Fitzpatrick (R. Lindell kick) (7-66, 3:53)	3-7:52
Bills	St. Johnson 27 yd. pass from R. Fitzpatrick (R. Lindell kick) (9-80, 4:36)	3-0:05
Titans	N. Washington 15 yd. pass from M. Hasselbeck (7-52, 1:54)	4-1:03

**Missed FG:** None  
**Attendance:** 68,836    **Time of Game:** 3:04  
**Weather:** Mostly sunny, 56° F, winds from WSW 15 mph

	Titans	Bills
First downs	21	22
3rd-down conversion-att	9-14-64%	7-12-58%
4th-down conversion-att	1-2-50%	0-1-0%
Total yards	390	382
Rushing yards	197	166
Passing yards	193	216
Passes-comp.-Int.	33-22-0	35-27-1
Sacked-yards	2-12	1-9
Punts-avg.	3-41.3	1-22.0
Punt return yards	0-0	0-0
Kickoff return yards	5-116	4-184
Fumbles-lost	1-0	1-1
Penalties-yards	3-25	8-65
Field goals made-att	0-0	2-2
Time of possession	29:41	30:19

RUSHING									
TITANS	Att	Yds	Lg	TD	BILLS	Att	Yds	Lg	TD
C. Johnson	18	195	83	2	F. Jackson	9	71	13	0
J. Harper	7	8	8	2	C. Spiller	12	70	20	0
M. Hasselbeck	1	-2	-2	0	R. Fitzpatrick	2	23	13	0
D. Reynaud	1	-4	-4	0	B. Smith	1	2	2	0
<b>TOTALS</b>	<b>27</b>	<b>197</b>	<b>83</b>	<b>4</b>	<b>TOTALS</b>	<b>24</b>	<b>166</b>	<b>20</b>	<b>0</b>

PASSING									
TITANS	Att	Com	Yd	TD-I	BILLS	Att	Com	Yd	TD-I
M. Hasselbeck	33	22	205	1-0	R. Fitzpatrick	35	27	225	3-1
<b>TOTALS</b>	<b>33</b>	<b>22</b>	<b>205</b>	<b>1-0</b>	<b>TOTALS</b>	<b>35</b>	<b>27</b>	<b>225</b>	<b>3-1</b>

RECEIVING									
TITANS	Rec	Yds	Lg	TD	BILLS	Rec	Yds	Lg	TD
N. Washington	6	43	17	1	F. Jackson	8	49	9	1
K. Britt	4	30	16	0	C. Spiller	6	32	20	0
D. Williams	3	38	19	0	St. Johnson	5	71	27	1
K. Wright	3	19	11	0	D. Jones	4	47	20	1
J. Cook	2	37	29	0	S. Chandler	2	15	13	0
D. Reynaud	2	18	9	0	T. Graham	1	6	6	0
C. Stevens	1	17	17	0	B. Smith	1	5	5	0
C. Johnson	1	3	3	0					
<b>TOTALS</b>	<b>22</b>	<b>205</b>	<b>29</b>	<b>1</b>	<b>TOTALS</b>	<b>27</b>	<b>225</b>	<b>27</b>	<b>3</b>

**INDIVIDUAL DEFENSE**  
 (Titans - Coaching Stats; Opponents - Press Box Stats)

**TITANS – Leading Tacklers:** J. Babineaux 12-8-4. **Sacks:** K. Wimbley 1. **Int:** J. McCourty 1. **FF:** K. Wimbley 1. **FR:** D. Morgan 1.  
**BILLS – Leading Tacklers:** N. Barnett 9-5-4. **Sacks:** C. Kelsay 1, K. Williams 1. **Int:** None. **FF:** J. Byrd 1. **FR:** None.

### GAME 8 – Colts 19, Titans 13 Sunday, Oct. 28, 2012 • 12:00 CT • LP Field

Through the first 56 minutes of regulation, the Titans silenced the Colts offense, keeping Indianapolis out of the end zone, only yielding two field goals. With a touchdown lead and less than four minutes remaining in the fourth quarter, the Titans were in position to win their third-consecutive game, bringing them to .500 on the season. Instead, two late scores by the Colts - including the game-winner in overtime - turned the game unexpectedly, as Indianapolis emerged with a 19-13 victory at LP Field. With 3:24 remaining, Delone Carter pushed his way into the end zone for a one-yard touchdown run to tie the score at 13. Tennessee's ensuing drive was stalled at the Indianapolis 41-yard line after Matt Hasselbeck couldn't connect with Jared Cook or Kenny Britt on consecutive downs. The Titans were forced to punt the ball, hoping to pin the Colts back deep in their own territory with just over a minute remaining. On that drive, Andrew Luck connected with Dwayne Allen for a seven-yard gain to the Indianapolis 28-yard line before Akeem Ayers stripped him of the football. Alterraun Verner recovered the ball, but the officials ruled that Allen's forward progress had been stopped, negating the fumble. The Colts took a knee, sending the game to overtime where they won the coin toss, receiving the period's opening kick. Luck led the Colts on a nine-play, 80-yard drive downfield, as Donald Brown rushed for 39 yards to help move the chains. On second-and-10 at the Tennessee 16-yard line, Luck found Vick Ballard on a screen pass, and Ballard dove over the pylon for the game-winning score. Despite the final result, the Titans offense moved the ball, as the offensive line - missing Michael Roos and Leroy Harris - blocked well, helping Chris Johnson to gain 99 yards rushing. Michael Griffin had a standout game on defense, blocking a Colts' field-goal attempt, intercepting a pass, forcing a fumble and finishing the game tied for a team-high 11 tackles.

<b>Indianapolis</b> . . . . .	3	0	3	7	6	19
<b>Tennessee</b> . . . . .	3	7	0	3	0	13

TEAM	SCORING PLAY	QTR-REMAIN
Titans	R. Bironas 39 yd. Field Goal (13-59, 7:25)	1-7:35
Colts	A. Vinatieri 20 yd. Field Goal (12-83, 6:29)	1-1:06
Titans	K. Wright 23 yd. pass from M. Hasselbeck (R. Bironas kick) (12-72, 6:28)	2-1:00
Colts	A. Vinatieri 44 yd. Field Goal (10-49, 4:40)	3-10:20
Titans	R. Bironas 30 yd. Field Goal (10-68, 5:39)	4-10:26
Colts	D. Carter 1 yd. run (A. Vinatieri kick) (14-80, 7:02)	4-3:24
Colts	V. Ballard 16 yd. pass from A. Luck (9-80, 4:49)	5-10:11

**Missed FG:** R. Bironas TEN (45WR), A. Vinatieri IND (37B)  
**Attendance:** 69,143    **Time of Game:** 3:07  
**Weather:** Sunny, 52° F, wind from N 18 mph

	Colts	Titans
First downs	30	20
3rd-down conversion-att	6-12-50%	5-11-45%
4th-down conversion-att	1-1-100%	0-0-0%
Total yards	457	339
Rushing yards	171	112
Passing yards	286	227
Passes-comp.-Int.	38-26-1	29-22-0
Sacked-yards	2-11	2-9
Punts-avg.	2-43.5	3-43.3
Punt return yards	1-13	1-19
Kickoff return yards	3-28	1-7
Fumbles-lost	2-0	1-0
Penalties-yards	5-45	8-65
Field goals made-att	2-3	2-3
Time of possession	33:56	30:53

RUSHING											
COLTS	Att	Yds	Lg	TD	TITANS	Att	Yds	Lg	TD		
D. Brown	14	80	19	0	C. Johnson	21	99	14	0		
V. Ballard	12	55	17	0	M. Hasselbeck	2	10	10	0		
A. Luck	6	28	9	0	D. Reynaud	1	4	4	0		
D. Carter	2	8	7	1	J. Harper	1	-1	-1	0		
<b>TOTALS</b>	<b>34</b>	<b>171</b>	<b>19</b>	<b>1</b>	<b>TOTALS</b>	<b>25</b>	<b>112</b>	<b>14</b>	<b>0</b>		

PASSING											
COLTS	Att	Com	Yd	TD-I	TITANS	Att	Com	Yd	TD-I		
A. Luck	38	26	297	1-1	M. Hasselbeck	29	22	236	1-0		
<b>TOTALS</b>	<b>38</b>	<b>26</b>	<b>297</b>	<b>1-1</b>	<b>TOTALS</b>	<b>29</b>	<b>22</b>	<b>236</b>	<b>1-0</b>		

RECEIVING											
COLTS	Rec	Yds	Lg	TD	TITANS	Rec	Yds	Lg	TD		
R. Wayne	7	91	22	0	N. Washington	5	69	29	0		
T. Hilton	5	35	14	0	K. Wright	4	47	23	1		
D. Allen	4	56	20	0	J. Cook	3	45	29	0		
D. Avery	4	42	17	0	K. Britt	3	34	17	0		
C. Fleener	2	24	15	0	C. Johnson	2	18	11	0		
V. Ballard	1	16	16	1	C. Stevens	2	15	12	0		
M. Moore	1	13	13	0	L. Hawkins	1	7	7	0		
W. Saunders	1	11	11	0	Q. Johnson	1	1	1	0		
L. Brazill	1	9	9	0	D. Williams	1	0	0	0		
<b>TOTALS</b>	<b>26</b>	<b>297</b>	<b>22</b>	<b>1</b>	<b>TOTALS</b>	<b>22</b>	<b>236</b>	<b>29</b>	<b>1</b>		

**INDIVIDUAL DEFENSE**  
 (Titans - Coaching Stats; Opponents - Press Box Stats)

**COLTS – Leading Tacklers:** J. Freeman 14-11-3. **Sacks:** J. Hughes 1, D. Nevis 1. **Int:** None. **FF:** None. **FR:** None.  
**TITANS – Leading Tacklers:** C. McCarthy 11-10-1, J. Babineaux 11-9-2, M. Griffin 11-7-4. **Sacks:** A. Ayers 1, D. Morgan 0.5, K. Wimbley 0.5. **Int:** M. Griffin 1. **FF:** M. Griffin 1, D. Morgan 1. **FR:** None.

## 2012 TITANS GAME-BY-GAME SUMMARIES

### GAME 9 – Bears 51, Titans 20 Sunday, Nov. 4, 2012 • 12:00 CT • LP Field

Four first-quarter touchdown scores by the Chicago Bears put the game out of reach early for the Titans, as Tennessee fell to Chicago, 51-20 at LP Field. The Titans' miscues and mistakes proved costly, as Tennessee turned the ball over a total of five times on the afternoon. Cornerback Charles Tillman forced four Titans fumbles. Sherrick McManis started the scoring by blocking a Brett Kern punt in the first quarter and Corey Wootton recovered the ball, taking it five yards into the end zone for a touchdown. Late in the first quarter, the Bears added two more touchdown scores on a pick-six by Brian Urlacher and a 13-yard touchdown reception by Brandon Marshall to stretch Chicago's lead to 28-2 by the period's end. Marshall finished the contest with three touchdown catches, and Bears quarterback Jay Cutler threw for 229 yards through the air, only turning over the ball once. Despite fumbling the ball twice, Chris Johnson provided a bright spot for the Titans on offense late in the game, finishing with 141 yards rushing and an 80-yard touchdown run. Johnson now has five touchdown runs of 80 yards or longer on his career.

Chicago	.....28	3	6	14	51
Tennessee	.....2	3	7	8	20

TEAM	SCORING PLAY	QTR-REMAIN
Bears	C. Wootton 5 yd. return of blocked punt (R. Gould kick)	1-6:44
Titans	Penalty on J. Webb enforced in end zone for a safety	1-4:51
Bears	M. Forte 8 yd. run (R. Gould kick) (1-8, 0:08)	1-3:40
Bears	B. Urlacher 46 yd. interception return (R. Gould kick)	1-2:59
Bears	B. Marshall 13 yd. pass from J. Cutler (R. Gould kick) (3-16; 1:16)	1-1:33
Bears	R. Gould 40 yd. Field Goal (9-27, 3:57)	2-11:44
Titans	R. Bironas 39 yd. Field Goal (8-29, 1:05)	2-0:00
Titans	N. Washington 30 yd. pass from M. Hasselbeck (R. Bironas kick) (4-59, 1:28)	3-11:25
Bears	R. Gould 25 yd. Field Goal (7-73, 3:48)	3-7:37
Bears	R. Gould 22 yd. Field Goal (8-76, 4:21)	3-0:38
Bears	B. Marshall 39 yd. pass from J. Cutler (R. Gould kick) (5-65, 2:49)	4-11:21
Bears	B. Marshall 5 yd. pass from J. Cutler (R. Gould kick) (3-2, 0:48)	4-10:20
Titans	C. Johnson 80 yd. run (M. Hasselbeck-K. Britt pass) (1-80, 0:11)	4-10:09

**Missed FG:** None  
**Attendance:** 69,143    **Time of Game:** 3:07  
**Weather:** Partly Cloudy, 50° F, wind from NNE 6 mph

	Bears				Titans			
First downs	21				12			
3rd-down conversion-att	6-14-43%				3-12-25%			
4th-down conversion-att	0-1-100%				0-1-0%			
Total yards	358				339			
Rushing yards	160				159			
Passing yards	205				180			
Passes-comp.-Int.	26-19-0				35-20-1			
Sacked-yards	3-24				2-20			
Punts-avg.	3-38.3				7-42.7			
Punt return yards	5-69				0-0			
Kickoff return yards	1-26				7-145			
Fumbles-lost	1-1				6-4			
Penalties-yards	5-37				9-68			
Field goals made-att	3-3				1-1			
Time of possession	37:01				22:59			

		RUSHING							
BEARS	Att	Yds	Lg	TD	TITANS	Att	Yds	Lg	TD
M. Forte	12	103	46	1	C. Johnson	16	141	80	1
A. Allen	10	32	10	0	M. Hasselbeck	2	18	16	0
M. Bush	10	16	9	0					
J. Cutler	1	12	12	0					
J. Campbell	3	-3	-1	0					
<b>TOTALS</b>	<b>36</b>	<b>160</b>	<b>46</b>	<b>1</b>	<b>TOTALS</b>	<b>18</b>	<b>159</b>	<b>80</b>	<b>1</b>

		PASSING							
BEARS	Att	Com	Yd	TD-I	TITANS	Att	Com	Yd	TD-I
J. Cutler	26	19	229	3-0	M. Hasselbeck	35	20	200	1-1
<b>TOTALS</b>	<b>26</b>	<b>19</b>	<b>229</b>	<b>3-0</b>	<b>TOTALS</b>	<b>35</b>	<b>20</b>	<b>200</b>	<b>1-1</b>

		RECEIVING							
BEARS	Rec	Yds	Lg	TD	TITANS	Rec	Yds	Lg	TD
B. Marshall	9	122	39	3	K. Britt	5	67	23	0
E. Bennett	4	22	9	0	C. Johnson	4	10	8	0
M. Forte	2	45	47	0	N. Washington	2	35	30	1
D. Hester	2	19	14	0	K. Wright	2	30	18	0
M. Bush	1	17	17	0	C. Stevens	2	26	14	0
L. Louis	1	4	4	0	D. Williams	2	19	19	0
					J. Cook	2	6	7	0
					T. Thompson	1	7	7	0
<b>TOTALS</b>	<b>19</b>	<b>229</b>	<b>47</b>	<b>3</b>	<b>TOTALS</b>	<b>20</b>	<b>194</b>	<b>30</b>	<b>1</b>

#### INDIVIDUAL DEFENSE

(Titans - Coaching Stats; Opponents - Press Box Stats)

**BEARS – Leading Tacklers:** C. Tillman 9-9-0. **Sacks:** C. Wootton 1, I. Idonije 0.5, S. Paea 0.5. **Int:** B. Urlacher 1. **FF:** C. Tillman 4, B. Urlacher 1. **FR:** K. Hayden 2, C. Conte 1, B. Urlacher 1.  
**TITANS – Leading Tacklers:** Z. Brown 11-9-1. **Sacks:** A. Ayers 1, J. Casey 1, K. Wimbley 1. **Int:** None. **FF:** D. Morgan 1. **FR:** Z. Brown 1.

### GAME 10 – Titans 37, Dolphins 3 Sunday, Nov. 11, 2012 • 1:00 ET • Sun Life Stadium

The Titans' dominating play on defense was the lead storyline in the game against Miami, as Tennessee scored 20 points off of turnovers to beat the Dolphins, 37-3, at Sun Life Stadium. The Titans defense intercepted Dolphins quarterback Ryan Tannehill three times on the afternoon, including a pick-six by linebacker Colin McCarthy. Akeem Ayers and Zach Brown recorded their first picks of the season, as all three starting linebackers finished with an interception in the contest. Jason McCourty set the tone early, stripping Miami's Reggie Bush of the football on the Dolphins' second possession of the game and recovering the fumble. Tennessee scored its first points of the game on the ensuing drive, as Jake Locker found Kendall Wright for a nine-yard touchdown reception. Locker made his first start in six weeks after reinjuring his non-throwing shoulder against Houston on Sept. 30, and the second-year pro threw for two touchdowns and picked up 36 yards on the ground to give the Titans a spark on offense. Tennessee jumped out to 24-3 lead by halftime, and tacked on 13 more points in the final two periods. The Titans defense held the Dolphins out of the end zone for the entirety of the game, stopping Miami on 11 of 13 third-down conversion attempts on the afternoon. The Titans also won the time of possession battle, controlling the football for 33:13 of the contest. Chris Johnson rushed for 126 yards and one touchdown, becoming the first rusher to break the 100-yard mark against Miami in 23 games.

Tennessee	.....14	10	7	6	37
Miami	.....0	3	0	0	3

TEAM	SCORING PLAY	QTR-REMAIN
Titans	K. Wright 9 yd. pass from J. Locker (R. Bironas kick) (4-28, 1:34)	1-6:49
Titans	C. Johnson 17 yd. run (R. Bironas kick) (7-65, 3:39)	1-1:23
Titans	C. McCarthy 49 yd. interception return (R. Bironas kick)	2-14:05
Dolphins	D. Carpenter 40 yd. Field Goal (10-58, 5:02)	2-9:03
Titans	R. Bironas 37 yd. Field Goal (4-4, 1:24)	2-0:27
Titans	J. Cook 26 yd. pass from J. Locker (R. Bironas kick) (12-85, 8:06)	3-6:54
Titans	R. Bironas 38 yd. Field Goal (9-49, 4:23)	4-14:09
Titans	R. Bironas 53 yd. Field Goal (4-2, 1:28)	4-9:45

**Missed FG:** None  
**Attendance:** 60,165    **Time of Game:** 2:54  
**Weather:** Partly Cloudy, 78° F, wind from ENE 20 mph

	Titans				Dolphins			
First downs	17				13			
3rd-down conversion-att	8-17-47%				2-13-15%			
4th-down conversion-att	1-1-100%				0-0-0%			
Total yards	293				255			
Rushing yards	177				54			
Passing yards	116				201			
Passes-comp.-Int.	22-9-0				39-23-3			
Sacked-yards	1-6				2-16			
Punts-avg.	4-52.0				6-48.5			
Punt return yards	4-56				2-16			
Kickoff return yards	1-19				3-75			
Fumbles-lost	0-0				1-1			
Penalties-yards	4-39				7-67			
Field goals made-att	3-3				1-1			
Time of possession	33:13				26:47			

		RUSHING							
TITANS	Att	Yds	Lg	TD	DOLPHINS	Att	Yds	Lg	TD
C. Johnson	23	126	21	1	D. Thomas	5	21	8	0
J. Locker	4	36	20	0	R. Bush	4	21	15	0
D. Reynaud	4	15	11	0	L. Miller	3	12	9	0
Q. Johnson	1	3	3	0	Matt. Moore	1	1	1	0
J. Harper	2	0	5	0	J. Lane	1	0	0	0
M. Hasselbeck	3	-3	-1	0	R. Tannehill	1	-1	-1	0
<b>TOTALS</b>	<b>37</b>	<b>177</b>	<b>21</b>	<b>1</b>	<b>TOTALS</b>	<b>15</b>	<b>54</b>	<b>15</b>	<b>0</b>

		PASSING							
TITANS	Att	Com	Yd	TD-I	DOLPHINS	Att	Com	Yd	TD-I
J. Locker	21	9	122	2-0	R. Tannehill	39	23	217	0-3
M. Hasselbeck	1	0	0	0-0	Matt. Moore	0	0	0	0-0
<b>TOTALS</b>	<b>22</b>	<b>9</b>	<b>122</b>	<b>2-0</b>	<b>TOTALS</b>	<b>39</b>	<b>23</b>	<b>217</b>	<b>0-3</b>

		RECEIVING							
TITANS	Rec	Yds	Lg	TD	DOLPHINS	Rec	Yds	Lg	TD
K. Britt	2	36	28	0	B. Hartline	8	79	14	0
D. Williams	2	31	16	0	D. Thomas	5	34	11	0
J. Cook	1	26	26	1	D. Bess	4	53	17	0
K. Wright	1	9	9	1	L. Miller	2	13	8	0
C. Johnson	1	8	8	0	C. Clay	1	15	15	0
C. Stevens	1	7	7	0	J. Gaffney	1	11	11	0
N. Washington	1	5	5	0	R. Bush	1	8	8	0
					A. Fasano	1	4	4	0
<b>TOTALS</b>	<b>9</b>	<b>122</b>	<b>28</b>	<b>2</b>	<b>TOTALS</b>	<b>23</b>	<b>217</b>	<b>17</b>	<b>0</b>

#### INDIVIDUAL DEFENSE

(Titans - Coaching Stats; Opponents - Press Box Stats)

**TITANS – Leading Tacklers:** J. McCourty 8-8-0. **Sacks:** S. Marks 1, J. Wynn 1. **Int:** A. Ayers 1, Z. Brown 1, C. McCarthy 1. **FF:** J. McCourty 1. **FR:** J. McCourty 1.  
**DOLPHINS – Leading Tacklers:** K. Burnett 6-5-1, K. Dansby 6-4-2. **Sacks:** J. Wilson 1. **Int:** None. **FF:** None. **FR:** None.

## 2012 TITANS GAME-BY-GAME SUMMARIES

### GAME 11 – Jaguars 24, Titans 19 Sunday, Nov. 25, 2012 • 1:00 ET • EverBank Field

Despite recording a season-high seven sacks on defense, the Titans fell to the Jacksonville Jaguars, 24-19, at EverBank Field. Tennessee didn't find the end zone until late in the fourth quarter, but four field goals by Rob Bironas kept the Titans within close range of the Jaguars throughout the game. After Jake Locker connected with Kenny Britt for a six-yard touchdown catch with 4:52 remaining in the contest, the Titans defense forced a three-and-out, handing the ball back over to the offense. Down 21-19 with just under three minutes left, Tennessee's offense had a chance to drive down the field and regain the lead with a field goal or touchdown. Just two plays later on second-and-10, however, Locker's pass intended for Jared Cook was intercepted by Jacksonville's Dwight Lowery. The Jaguars kicked a field goal on the ensuing drive to increase their lead to five in the contest's final minute. Alterraun Verner intercepted Chad Henne on the first play of the game, his second pick of the season. Verner's interception set up Bironas' first field goal, that gave Tennessee its only lead of the game, at 3-0. The Titans only broke into the red zone twice in the contest, and when they couldn't sustain drives, Tennessee was forced to kick field goals. Chris Johnson finished the game with 80 yards rushing on the afternoon. Henne threw for two touchdowns, finding Cecil Shorts midway through the third quarter and connecting with Justin Blackmon to give the Jaguars a nine-point lead, their biggest of the game, with 6:50 remaining in the contest.

Tennessee	..... 3	3	3	10	19
Jacksonville	..... 7	0	7	10	24

TEAM	SCORING PLAY	QTR-REMAIN
Titans	R. Bironas 38 yd. Field Goal (4-8, 1:23)	1-13:32
Jaguars	R. Jennings 1 yd. run (J. Scobee kick) (12-75, 7:19)	1-0:12
Titans	R. Bironas 40 yd. Field Goal (6-33, 0:36)	2-0:11
Jaguars	C. Shorts 59 yd. pass from C. Henne (J. Scobee kick) (6-75, 2:59)	3-8:40
Titans	R. Bironas 39 yd. Field Goal (12-64, 5:14)	3-3:26
Titans	R. Bironas 33 yd. Field Goal (10-72, 2:51)	4-10:05
Jaguars	J. Blackmon 7 yd. pass from C. Henne (J. Scobee kick) (8-80, 3:15)	4-6:50
Titans	K. Britt 6 yd. pass from J. Locker (R. Bironas kick) (6-78, 1:58)	4-4:52
Jaguars	J. Scobee 41 yd. Field Goal (6-13, 2:16)	4-0:24

**Missed FG:** R. Bironas TEN (42WL)  
**Attendance:** 63,323 **Time of Game:** 3:03  
**Weather:** 60° F, wind from NW 4 mph

	Titans				Jaguars			
First downs	21	10	10	19				
3rd-down conversion-att	6-15-40%	7-14-50%						
4th-down conversion-att	0-0-0%	0-1-0%						
Total yards	360	321						
Rushing yards	110	100						
Passing yards	250	221						
Passes-comp.-Int.	40-23-2	26-17-1						
Sacked-yards	1-11	7-40						
Punts-avg.	4-50.3	5-47.0						
Punt return yards	1-0	1-5						
Kickoff return yards	5-108	1-24						
Fumbles-lost	1-0	0-0						
Penalties-yards	6-42	5-30						
Field goals made-att	4-5	1-1						
Time of possession	30:37	29:23						

RUSHING									
TITANS	Att	Yds	Lg	TD	JAGUARS	Att	Yds	Lg	TD
C. Johnson	21	80	31	0	J. Parmele	8	45	16	0
J. Locker	5	21	5	0	R. Jennings	16	43	9	1
D. Reynaud	2	5	3	0	J. Blackmon	1	12	12	0
K. Wright	1	4	4	0	C. Henne	2	0	1	0
<b>TOTALS</b>	<b>29</b>	<b>110</b>	<b>31</b>	<b>0</b>	<b>TOTALS</b>	<b>27</b>	<b>100</b>	<b>16</b>	<b>1</b>

PASSING									
TITANS	Att	Com	Yd	TD-I	JAGUARS	Att	Com	Yd	TD-I
J. Locker	40	23	261	1-2	C. Henne	26	17	261	2-1
<b>TOTALS</b>	<b>40</b>	<b>23</b>	<b>261</b>	<b>1-2</b>	<b>TOTALS</b>	<b>26</b>	<b>17</b>	<b>261</b>	<b>2-1</b>

RECEIVING									
TITANS	Rec	Yds	Lg	TD	JAGUARS	Rec	Yds	Lg	TD
J. Cook	6	47	15	0	J. Blackmon	5	62	23	1
K. Wright	5	48	23	0	C. Shorts	4	105	59	1
N. Washington	4	54	21	0	M. Lewis	4	56	23	0
K. Britt	3	25	12	1	J. Shipley	1	24	24	0
D. Williams	2	46	27	0	J. Parmele	1	7	7	0
C. Johnson	2	29	22	0	W. Ta'ufu'ou	1	5	5	0
C. Stevens	1	12	12	0	R. Jennings	1	2	2	0
<b>TOTALS</b>	<b>23</b>	<b>261</b>	<b>27</b>	<b>1</b>	<b>TOTALS</b>	<b>17</b>	<b>261</b>	<b>59</b>	<b>2</b>

#### INDIVIDUAL DEFENSE

(Titans - Coaching Stats; Opponents - Press Box Stats)

**TITANS – Leading Tacklers:** Z. Brown 9-6-3. **Sacks:** Z. Brown 1.5, K. Wimbly 1.5, A. Ayers 1, J. Casey 1, M. Griffin 1, K. Klug 1. **Int:** A. Verner 1. **FF:** None. **FR:** None.  
**JAGUARS – Leading Tacklers:** D. Landry 8-8-0, R. Allen 8-7-1. **Sacks:** M. Harris 1. **Int:** M. Harris 1, D. Lowery 1. **FF:** P. Posluszny 1. **FR:** None.

### GAME 12 – Texans 24, Titans 10 Sunday, Dec. 2, 2012 • 12:00 CT • LP Field

Six costly turnovers hurt the Titans' bid for a comeback against the Texans, as Houston jumped out to a 14-3 lead by the first quarter's end and used that advantage to roll to a 24-10 victory at LP Field. Jake Locker was intercepted three times and sacked six times on the afternoon. Right tackle David Stewart suffered a broken leg in the first quarter, forcing the Titans to shuffle the offensive line early in the contest. Penalties, poor field position and dropped passes hindered the offense's ability to extend drives throughout the game. On the Texans' opening possession, Matt Schaub connected with Lestar Jean for a 54-yard touchdown reception, but the Titans answered on the ensuing drive, as Rob Bironas kicked a 37-yard field goal to cut Houston's lead to four. However, the Titans wouldn't score again until 1:34 remained in the third quarter, and by that time, the Texans held a 24-3 advantage. Locker found Kenny Britt for a 34-yard touchdown score to cut Houston's lead to 24-10. Neither team scored in the final period, but the Titans drove down the field early in the fourth quarter, threatening to cut the lead to one score. But on fourth-and-three at the Houston seven-yard line, Locker fumbled the ball, as the Titans couldn't chip away at the Texans' advantage. Chris Johnson finished with 51 yards rushing on 13 carries, including a 26-yard burst in the Titans' first offensive series. Johnson only carried the ball three times in the second half. Kendall Wright led the offense with six catches on the afternoon, including a 38-yard reception that moved the Titans into Houston territory on Tennessee's lone touchdown drive. The Titans' play on defense kept the game close, as Jurrell Casey led the Titans with eight tackles.

Houston	..... 14	7	3	0	24
Tennessee	..... 3	0	7	0	10

TEAM	SCORING PLAY	QTR-REMAIN
Texans	L. Jean 54 yd. pass from M. Schaub (S. Graham kick) (6-80, 2:31)	1-12:29
Titans	R. Bironas 37 yd. Field Goal (7-59, 2:59)	1-9:30
Texans	J. Casey 5 yd. pass from M. Schaub (S. Graham kick) (5-20, 1:48)	1-0:19
Texans	A. Foster 2 yd. run (S. Graham kick) (2-3, 0:47)	2-7:48
Texans	S. Graham 50 yd. Field Goal (4-4, 2:07)	3-6:54
Titans	K. Britt 34 yd. pass from J. Locker (R. Bironas kick) (4-80, 1:45)	3-1:34

**Missed FG:** None  
**Attendance:** 69,143 **Time of Game:** 3:09  
**Weather:** Cloudy, 66° F, wind from SSW 19 mph

	Texans		Titans	
First downs	16	17		
3rd-down conversion-att	4-17-24%	4-15-27%		
4th-down conversion-att	1-1-100%	0-2-0%		
Total yards	331	354		
Rushing yards	124	89		
Passing yards	207	265		
Passes-comp.-Int.	35-21-0	45-21-3		
Sacked-yards	0-0	6-44		
Punts-avg.	10-48.8	6-50.5		
Punt return yards	4-67	6-65		
Kickoff return yards	1-14	2-56		
Fumbles-lost	1-0	3-3		
Penalties-yards	11-97	4-35		
Field goals made-att	1-1	1-1		
Time of possession	33:48	26:12		

RUSHING											
TEXANS	Att	Yds	Lg	TD	TITANS	Att	Yds	Lg	TD		
J. Forsett	14	63	14	0	C. Johnson	13	51	26	0		
A. Foster	14	38	7	1	J. Locker	4	38	15	0		
B. Tate	3	18	8	0							
M. Schaub	4	5	8	0							
<b>TOTALS</b>	<b>35</b>	<b>124</b>	<b>14</b>	<b>1</b>	<b>TOTALS</b>	<b>17</b>	<b>89</b>	<b>26</b>	<b>0</b>		

PASSING											
TEXANS	Att	Com	Yd	TD-I	TITANS	Att	Com	Yd	TD-I		
M. Schaub	35	21	207	2-0	J. Locker	45	21	309	1-3		
<b>TOTALS</b>	<b>35</b>	<b>21</b>	<b>207</b>	<b>2-0</b>	<b>TOTALS</b>	<b>45</b>	<b>21</b>	<b>309</b>	<b>1-3</b>		

RECEIVING											
TEXANS	Rec	Yds	Lg	TD	TITANS	Rec	Yds	Lg	TD		
A. Johnson	5	56	21	0	K. Wright	6	78	38	0		
A. Foster	5	15	8	0	J. Cook	4	51	25	0		
K. Walter	4	33	18	0	C. Johnson	4	20	7	0		
O. Daniels	3	43	19	0	N. Washington	3	96	49	0		
L. Jean	1	54	54	1	K. Britt	2	40	34	1		
G. Graham	1	7	7	0	D. Williams	2	24	18	0		
J. Casey	1	5	5	1							
M. Schaub	1	-6	-6	0							
<b>TOTALS</b>	<b>21</b>	<b>207</b>	<b>54</b>	<b>2</b>	<b>TOTALS</b>	<b>21</b>	<b>309</b>	<b>49</b>	<b>1</b>		

#### INDIVIDUAL DEFENSE

(Titans - Coaching Stats; Opponents - Press Box Stats)

**TEXANS – Leading Tacklers:** B. Harris 6-5-1. **Sacks:** W. Mercilus 2, J. Watt 2, B. Rudd 1, A. Smith 1. **Int:** T. Dobbins 1, G. Quin 1, D. Sharpton 1. **FF:** A. Smith 1, J. Watt 1. **FR:** T. Dobbins 1, W. Mercilus 1, A. Smith 1.  
**TITANS – Leading Tacklers:** J. Casey 8-3-5. **Sacks:** None. **Int:** None. **FF:** J. Casey 1. **FR:** None.

## 2012 TITANS GAME-BY-GAME SUMMARIES

**GAME 13 – Colts 27, Titans 23**  
**Sunday, Dec. 9, 2012 • 1:00 ET • Lucas Oil Stadium**

The Titans got off to a hot start against the Colts, but it was Indianapolis' play down the stretch that earned a 27-23 victory for the Colts. Despite leading 20-7 at halftime, Tennessee faltered in the second half, as two interceptions by Jake Locker opened the door for the Colts' comeback. The Titans set the tone on their opening drive, as Locker found Jared Cook in the end zone for a touchdown. Tennessee stretched its lead to 17-7 on a 40-yard interception return by Will Witherspoon. A 31-yard field goal by Rob Bironas late in the second quarter sent the Titans into the locker room with a 13-point advantage. In the second half, however, Indianapolis turned the tables, outscoring the Titans, 20-3. The Colts cut the Titans' lead to one score with a one-yard touchdown run by Delone Carter early in the third quarter. Just three minutes later, the Colts took their first lead of the game when Cassius Vaughn intercepted a Locker pass intended for Nate Washington, returning it for a three-yard touchdown. Adam Vinatieri's two second-half field goals were instrumental, as the 53-yard and 40-yard kicks gave the Colts a four-point advantage with just under four minutes remaining. The Titans offense went three-and-out on the ensuing possession, choosing to punt it away to give the defense a chance for a stop. However, the Colts converted two first downs, and Indianapolis was able to run out the clock to secure the win.

Tennessee	..... 7	13	0	3	23
Indianapolis	..... 7	0	14	6	27

TEAM	SCORING PLAY	QTR-REMAIN
Titans	J. Cook 18 yd. pass from J. Locker (R. Bironas kick) (9-80, 4:50)	1-10:10
Colts	R. Wayne 4 yd. pass from A. Luck (A. Vinatieri kick) (7-53, 4:11)	1-1:01
Titans	R. Bironas 40 yd. Field Goal (8-58, 3:34)	2-12:27
Titans	W. Witherspoon 40 yd. interception return (R. Bironas kick)	2-4:40
Titans	R. Bironas 31 yd. Field Goal (9-72, 1:14)	2-0:37
Colts	D. Carter 1 yd. run (A. Vinatieri kick) (14-80, 6:24)	3-8:36
Colts	C. Vaughn 3 yd. interception return (A. Vinatieri kick)	3-5:36
Titans	R. Bironas 25 yd. Field Goal (16-73, 10:08)	4-10:28
Colts	A. Vinatieri 53 yd. Field Goal (10-45, 4:05)	4-6:23
Colts	A. Vinatieri 40 yd. Field Goal (4-6, 1:44)	4-3:48

**Missed FG:** R. Bironas TEN (57WR)  
**Attendance:** 64,688 **Time of Game:** 3:05  
**Weather:** Indoors

	Titans	Colts
First downs	17	20
3rd-down conversion-att	4-11-36%	4-12-33%
4th-down conversion-att	0-0-0%	0-0-0%
Total yards	356	269
Rushing yards	97	98
Passing yards	259	171
Passes-comp.-Int.	35-22-2	34-16-2
Sacked-yards	1-3	4-25
Punts-avg.	3-55.0	4-53.3
Punt return yards	1-14	2-24
Kickoff return yards	0-0	0-0
Fumbles-lost	0-0	2-0
Penalties-yards	9-70	6-43
Field goals made-att	3-4	2-2
Time of possession	28:37	31:23

RUSHING									
TITANS	Att	Yds	Lg	TD	COLTS	Att	Yds	Lg	TD
J. Locker	4	51	32	0	V. Ballard	19	94	14	0
C. Johnson	19	44	8	0	A. Luck	5	7	9	0
D. Reynaud	1	2	2	0	D. Avery	1	3	3	0
					D. Carter	3	1	3	1
					T. Hilton	1	-2	-2	0
					R. Wayne	1	-5	-5	0
<b>TOTALS</b>	<b>24</b>	<b>97</b>	<b>32</b>	<b>0</b>	<b>TOTALS</b>	<b>30</b>	<b>98</b>	<b>14</b>	<b>1</b>

PASSING									
TITANS	Att	Com	Yd	TD-I	COLTS	Att	Com	Yd	TD-I
J. Locker	35	22	262	1-2	A. Luck	34	16	196	1-2
<b>TOTALS</b>	<b>35</b>	<b>22</b>	<b>262</b>	<b>1-2</b>	<b>TOTALS</b>	<b>34</b>	<b>16</b>	<b>196</b>	<b>1-2</b>

RECEIVING									
TITANS	Rec	Yds	Lg	TD	COLTS	Rec	Yds	Lg	TD
K. Britt	8	143	46	0	R. Wayne	6	64	20	1
K. Wright	5	39	14	0	D. Avery	3	31	18	0
J. Cook	3	20	18	1	T. Hilton	2	50	36	0
C. Johnson	3	15	9	0	D. Carter	1	13	13	0
C. Stevens	1	19	19	0	D. Allen	1	11	11	0
N. Washington	1	15	15	0	V. Ballard	1	10	10	0
M. Preston	1	11	11	0	C. Fleener	1	9	9	0
					L. Brazill	1	8	8	0
<b>TOTALS</b>	<b>22</b>	<b>262</b>	<b>46</b>	<b>1</b>	<b>TOTALS</b>	<b>16</b>	<b>196</b>	<b>36</b>	<b>1</b>

**INDIVIDUAL DEFENSE**  
 (Titans - Coaching Stats; Opponents - Press Box Stats)

**TITANS – Leading Tacklers:** J. Babineaux 8-6-2, J. McCourty 8-6-2. **Sacks:** K. Klug 2, D. Morgan 1, J. Wynn 1. **Int:** A. Afalava 1, W. Witherspoon 1. **FF:** T. Shaw 1. **FR:** None.  
**COLTS – Leading Tacklers:** C. Vaughn 8-8-0, V. Davis 8-7-1, J. Freeman 8-3-5. **Sacks:** V. Davis 1. **Int:** D. Butler 1, C. Vaughn 1. **FF:** None. **FR:** None.

**GAME 14 – Titans 14, Jets 10**  
**Monday, Dec. 17, 2012 • 7:30 CT • LP Field**

On Monday Night Football's national stage, the Titans defense forced five turnovers and silenced the Jets down the stretch to secure a 14-10 victory at LP Field. Mark Sanchez threw four interceptions on the night, as Jason McCourty and Michael Griffin recorded two picks a piece. The Titans were unable to turn any of the turnovers into points, however, as Tennessee held onto a slim four-point lead throughout the entire fourth quarter. Both of Griffin's interceptions came in the final period, but it was Sanchez's fifth and final turnover — a fumbled snap — with 47 seconds remaining that ended the Jets' last offensive possession of the game at the Tennessee 32-yard line. Zach Brown recovered the fumble, as he finished the contest with two sacks and eight tackles. The Titans led 7-3 at halftime after Chris Johnson set a franchise record with a 94-yard touchdown run midway through the second quarter. It was his NFL-record sixth scoring play of 80 yards or more in his career, and the third one of this season. The 94-yard touchdown run was the longest in the NFL since 2006. Johnson finished with 122 yards on 21 carries. The Jets retook the lead with a 17-yard touchdown catch by Jeff Cumberland late in the third quarter, but the Titans answered three minutes later, as Jake Locker scored on a designed 13-yard touchdown run to put the Titans up 14-10. It was Locker's first rushing touchdown of the season. Neither team scored in the fourth quarter, as the Titans' defense kept the Jets off of the scoreboard. Locker threw for 149 yards on the night, completing 13-of-22 passes, and the Titans offense did not turn the ball over. The win snapped the Titans' three-game losing streak.

New York Jets	..... 3	0	7	0	10
Tennessee	..... 0	7	7	0	14

TEAM	SCORING PLAY	QTR-REMAIN
Jets	N. Folk 22 yd. Field Goal (13-59, 6:09)	1-4:17
Titans	C. Johnson 94 yd. run (R. Bironas kick) (2-95, 0:48)	2-8:53
Jets	J. Cumberland 17 yd. pass from M. Sanchez (N. Folk kick) (4-35, 1:54)	3-3:19
Titans	J. Locker 13 yd. run (R. Bironas kick) (7-64, 2:59)	3-0:20

**Missed FG:** R. Bironas TEN (46B)  
**Attendance:** 69,143 **Time of Game:** 2:59  
**Weather:** Cloudy, 54° F, wind from WNW 10 mph

	Jets	Titans
First downs	20	12
3rd-down conversion-att	5-12-42%	2-13-15%
4th-down conversion-att	0-0-0%	0-0-0%
Total yards	253	294
Rushing yards	146	167
Passing yards	107	127
Passes-comp.-Int.	29-13-4	22-13-0
Sacked-yards	4-24	4-22
Punts-avg.	6-42.3	10-39.1
Punt return yards	1-7	2-3
Kickoff return yards	2-52	3-75
Fumbles-lost	2-1	0-0
Penalties-yards	4-23	14-111
Field goals made-att	1-1	0-1
Time of possession	30:16	29:44

RUSHING									
JETS	Att	Yds	Lg	TD	TITANS	Att	Yds	Lg	TD
S. Greene	13	68	16	0	C. Johnson	21	122	94	1
J. McKnight	4	29	20	0	J. Locker	7	43	15	1
B. Powell	6	28	15	0	Q. Johnson	2	2	1	0
T. Tebow	3	15	12	0					
M. Sanchez	4	6	3	0					
<b>TOTALS</b>	<b>30</b>	<b>146</b>	<b>20</b>	<b>0</b>	<b>TOTALS</b>	<b>30</b>	<b>167</b>	<b>94</b>	<b>2</b>

PASSING									
JETS	Att	Com	Yd	TD-I	TITANS	Att	Com	Yd	TD-I
M. Sanchez	28	13	131	1-4	J. Locker	22	13	149	0-0
T. Tebow	1	0	0	0-0					
<b>TOTALS</b>	<b>29</b>	<b>13</b>	<b>131</b>	<b>1-4</b>	<b>TOTALS</b>	<b>22</b>	<b>13</b>	<b>149</b>	<b>0-0</b>

RECEIVING									
JETS	Rec	Yds	Lg	TD	TITANS	Rec	Yds	Lg	TD
J. Cumberland	4	53	22	1	N. Washington	4	62	30	0
B. Edwards	3	47	17	0	K. Wright	3	31	14	0
B. Powell	2	15	9	0	M. Preston	2	31	21	0
S. Greene	2	1	4	0	C. Stevens	2	16	11	0
J. Kerley	1	11	11	0	K. Britt	1	7	7	0
K. Reuland	1	4	4	0	Q. Johnson	1	2	2	0
<b>TOTALS</b>	<b>13</b>	<b>131</b>	<b>22</b>	<b>1</b>	<b>TOTALS</b>	<b>13</b>	<b>149</b>	<b>30</b>	<b>0</b>

**INDIVIDUAL DEFENSE**  
 (Titans - Coaching Stats; Opponents - Press Box Stats)

**JETS – Leading Tacklers:** M. Devito 8-5-3. **Sacks:** Y. Bell 1, Q. Copes 1, G. McIntyre 1, C. Pace 1. **Int:** None. **FF:** None. **FR:** None.  
**TITANS – Leading Tacklers:** Z. Brown 8-7-1, T. Shaw 8-7-1, M. Griffin 8-5-3. **Sacks:** Z. Brown 2, A. Ayers 1, D. Morgan 1. **Int:** M. Griffin 2, J. McCourty 2. **FF:** S. Marks 1. **FR:** Z. Brown 1.



## 2012 TITANS GAME-BY-GAME SUMMARIES

### GAME 15 – Packers 55, Titans 7 Sunday, Dec. 23, 2012 • 12:00 CT • Lambeau Field

Green Bay piled on the points, as the NFC North champion Packers turned in 460 yards of total offense and seven touchdowns to beat the Titans, 55-7, in Tennessee's final road contest of the season. Leading 20-0 at halftime, the Packers scored touchdowns on five consecutive possessions in the second half to stretch their lead to 55-0. The Titans avoided the shutout with just under two minutes remaining in the game, as Jake Locker connected with Kenny Britt for a two-yard touchdown reception. A 39-yard catch by Britt on the previous play set up the score. Locker was sacked seven times on the afternoon, and Green Bay intercepted him twice in the first quarter. The Titans struggled early, as the Packers defense forced three-and-outs on Tennessee's first three possessions. The Titans defense couldn't get pressure on Aaron Rodgers, sacking the Green Bay quarterback only once and creating zero turnovers. Rodgers threw three touchdown passes and completed 27-of-38 passes for 342 yards. The Packers' run game was effective in the red zone, as Rodgers rushed for a touchdown to put the Packers up 7-0 midway through the first quarter, and Ryan Grant added a pair of rushing touchdowns in the fourth quarter to give Green Bay its largest lead of the game. Locker led all Titans rushers with 32 yards, including a 22-yard run in the first quarter, while Byron Stingily and Mitch Petrus made their first starts of the season on a retooled Titans offensive line plagued by injuries this year.

Tennessee	..... 0	0	0	7	7
Green Bay	..... 14	6	14	21	55

TEAM	SCORING PLAY	QTR-REMAIN
Packers	A. Rodgers 6 yd. run (M. Crosby kick) (6-56, 2:48)	1-6:54
Packers	R. Cobb 20 yd. pass from A. Rodgers (M. Crosby kick) (3-43, 0:54)	1-4:28
Packers	M. Crosby 26 yd. Field Goal (4-6, 1:01)	2-14:36
Packers	M. Crosby 48 yd. Field Goal (13-39, 5:40)	2-4:40
Packers	D. Harris 7 yd. run (M. Crosby kick) (6-60, 2:56)	3-12:04
Packers	G. Jennings 1 yd. pass from A. Rodgers (M. Crosby kick) (7-71, 2:51)	3-5:47
Packers	Ja. Jones 12 yd. pass from A. Rodgers (M. Crosby kick) (8-80, 4:20)	4-14:11
Packers	R. Grant 7 yd. run (M. Crosby kick) (1-7, 0:04)	4-12:31
Packers	R. Grant 9 yd. run (M. Crosby kick) (7-32, 4:45)	4-6:25
Titans	K. Britt 2 yd. pass from J. Locker (R. Bironas kick) (6-53, 1:12)	4-1:39

**Missed FG:** None  
**Attendance:** 70,508    **Time of Game:** 3:06  
**Weather:** Mostly Sunny, 24° F, wind from NW 9 mph

	Titans				Packers			
First downs	10				28			
3rd-down conversion-att	4-15	27%			2-11	18%		
4th-down conversion-att	0-2	0%			2-3	67%		
Total yards	180				460			
Rushing yards	79				117			
Passing yards	101				343			
Passes-comp.-Int.	30-13-2				40-28-0			
Sacked-yards	7-39				1-8			
Punts-avg.	8-47.0				3-39.7			
Punt return yards	1-12				5-101			
Kickoff return yards	9-176				0-0			
Fumbles-lost	0-0				0-0			
Penalties-yards	5-35				1-10			
Field goals made-att	0-0				2-2			
Time of possession	25:36				34:24			

		RUSHING							
TITANS	Att	Yds	Lg	TD	PACKERS	Att	Yds	Lg	TD
J. Locker	4	32	22	0	R. Grant	20	80	18	2
C. Johnson	11	28	8	0	D. Harris	8	29	10	1
J. Harper	6	19	13	0	A. Rodgers	4	11	6	1
Q. Johnson	1	0	0	0	G. Harrell	3	-3	-1	0
<b>TOTALS</b>	<b>22</b>	<b>79</b>	<b>22</b>	<b>0</b>	<b>TOTALS</b>	<b>35</b>	<b>117</b>	<b>18</b>	<b>4</b>

		PASSING							
TITANS	Att	Com	Yd	TD-I	PACKERS	Att	Com	Yd	TD-I
J. Locker	30	13	140	1-2	A. Rodgers	38	27	342	3-0
					G. Harrell	2	1	9	0-0
<b>TOTALS</b>	<b>30</b>	<b>13</b>	<b>140</b>	<b>1-2</b>	<b>TOTALS</b>	<b>40</b>	<b>28</b>	<b>351</b>	<b>3-0</b>

		RECEIVING							
TITANS	Rec	Yds	Lg	TD	PACKERS	Rec	Yds	Lg	TD
D. Williams	3	39	20	0	Ja. Jones	7	100	27	1
K. Britt	2	41	39	1	G. Jennings	7	45	9	1
M. Preston	2	17	10	0	J. Finley	5	70	23	0
N. Washington	2	15	8	0	R. Cobb	3	62	31	1
C. Johnson	2	13	8	0	D. Williams	3	20	9	0
T. Thompson	1	8	8	0	R. Grant	1	34	34	0
C. Stevens	1	7	7	0	R. Taylor	1	11	11	0
					J. Kuhn	1	9	9	0
<b>TOTALS</b>	<b>13</b>	<b>140</b>	<b>39</b>	<b>1</b>	<b>TOTALS</b>	<b>28</b>	<b>351</b>	<b>34</b>	<b>3</b>

**INDIVIDUAL DEFENSE**  
 (Titans - Coaching Stats; Opponents - Press Box Stats)

**TITANS – Leading Tacklers:** J. McCourty 12-9-3. **Sacks:** M. Martin 1. **Int:** None. **FF:** None. **FR:** None.  
**PACKERS – Leading Tacklers:** B. Jones 10-7-3. **Sacks:** A. Hawk 2, B. Jones 1, C. Matthews 1, D. Moses 1, M. Neal 1, S. Shields 1. **Int:** S. Shields 1, E. Walden 1. **FF:** None. **FR:** None.

### GAME 16 – Titans 38, Jaguars 20 Sunday, Dec. 30, 2012 • 12:00 CT • LP Field

The Titans scored 28 points in a span of 4:45 to help top the Jaguars, 38-20, in Tennessee's season finale. Zach Brown scored on a pair of interception returns in the second and third quarters, and Darius Reynaud added two touchdown scores on back-to-back punt returns. With 33 seconds remaining in the half, Reynaud returned a punt 69 yards up the right sideline, following that score up with an 81-yard return on the Titans' first possession of the second half. With the four return scores, the Titans set an NFL record, becoming the first team to return two interceptions and two punts for scores in the same game. Tennessee also scored on its opening drive of the contest, as Jake Locker led the offense on a seven play, 79-yard drive, resulting in a two-yard touchdown run from Chris Johnson. A 42-yard reception by Lavelle Hawkins moved the Titans deep into Jaguars' territory, setting up the score. Two scores by Jacksonville gave the Jaguars a 14-7 advantage early in the second quarter. The Titans wouldn't score again until Brown's first interception return with 1:48 remaining in the first half, and just five minutes of play later, Tennessee had stretched its lead to 35-14. Rob Bironas added a field goal early in the fourth quarter to put the Titans up by 24 points, their biggest advantage of the game. A late touchdown by the Jaguars off of a blocked punt cut into the lead, but Jacksonville failed to convert on the two-point conversion attempt. Brown finished the game with five tackles, two interceptions and one sack, and safety Al Afalava led Tennessee with 11 tackles. Locker threw for 152 yards, connecting on 9-of-15 passes in the contest, and Chris Johnson rushed for 56 yards, as the Titans notched their sixth win of the season.

Jacksonville	..... 7	7	0	6	20
Tennessee	..... 7	14	14	3	38

TEAM	SCORING PLAY	QTR-REMAIN
Titans	C. Johnson 2 yd. run (R. Bironas kick) (7-79, 3:26)	1-11:34
Jaguars	J. Shipley 5 yd. pass from C. Henne (J. Scobee kick) (10-76, 5:54)	1-5:40
Jaguars	J. Blackmon 30 yd. pass from C. Henne (J. Scobee kick) (7-61, 4:07)	2-14:53
Titans	Z. Brown 79 yd. interception return (R. Bironas kick)	2-1:48
Titans	D. Reynaud 69 yd. punt return (R. Bironas kick)	2-0:33
Titans	D. Reynaud 81 yd. punt return (R. Bironas kick)	3-12:54
Titans	Z. Brown 30 yd. interception return (R. Bironas kick)	3-12:03
Titans	R. Bironas 48 yd. Field Goal (13-41, 6:34)	4-12:26
Jaguars	M. Harris 19 yd. return of blocked punt (pass failed)	4-2:16

**Missed FG:** None  
**Attendance:** 69,143    **Time of Game:** 3:00  
**Weather:** Sunny, 39° F, wind from S 4 mph

	Jaguars				Titans			
First downs	21				12			
3rd-down conversion-att	7-16	44%			6-14	43%		
4th-down conversion-att	0-3	0%			0-2	0%		
Total yards	375				221			
Rushing yards	122				79			
Passing yards	253				142			
Passes-comp.-Int.	41-25-3				15-9-0			
Sacked-yards	7-45				2-10			
Punts-avg.	5-46.4				5-40.8			
Punt return yards	4-25				3-160			
Kickoff return yards	7-141				3-39			
Fumbles-lost	1-0				0-0			
Penalties-yards	7-35				5-43			
Field goals made-att	0-0				1-1			
Time of possession	32:21				27:39			

		RUSHING							
JAGUARS	Att	Yds	Lg	TD	TITANS	Att	Yds	Lg	TD
K. Toston	17	74	14	0	C. Johnson	21	56	19	1
R. Murphy	3	24	14	0	C. Mooney	5	19	8	0
C. Henne	2	13	9	0	J. Locker	5	3	3	0
J. Blackmon	1	11	11	0	D. Reynaud	3	1	3	0
<b>TOTALS</b>	<b>23</b>	<b>122</b>	<b>14</b>	<b>0</b>	<b>TOTALS</b>	<b>34</b>	<b>79</b>	<b>19</b>	<b>1</b>

		PASSING							
JAGUARS	Att	Com	Yd	TD-I	TITANS	Att	Com	Yd	TD-I
C. Henne	41	25	298	2-3	J. Locker	15	9	152	0-0
<b>TOTALS</b>	<b>41</b>	<b>25</b>	<b>298</b>	<b>2-3</b>	<b>TOTALS</b>	<b>15</b>	<b>9</b>	<b>152</b>	<b>0-0</b>

		RECEIVING							
JAGUARS	Rec	Yds	Lg	TD	TITANS	Rec	Yds	Lg	TD
M. Lewis	7	103	25	0	K. Wright	2	40	36	0
J. Shipley	7	51	14	1	K. Britt	2	21	11	0
J. Blackmon	6	79	30	1	T. Thompson	2	19	12	0
K. Toston	3	41	21	0	L. Hawkins	1	42	42	0
T. Clemons	2	24	17	0	N. Washington	1	21	21	0
					C. Johnson	1	9	9	0
<b>TOTALS</b>	<b>25</b>	<b>298</b>	<b>30</b>	<b>2</b>	<b>TOTALS</b>	<b>9</b>	<b>152</b>	<b>42</b>	<b>0</b>

**INDIVIDUAL DEFENSE**  
 (Titans - Coaching Stats; Opponents - Press Box Stats)

**JAGUARS – Leading Tacklers:** P. Posluszny 10-6-4. **Sacks:** P. Posluszny 2. **Int:** None. **FF:** None. **FR:** None.  
**TITANS – Leading Tacklers:** A. Afalava 11-7-4. **Sacks:** D. Morgan 2, A. Ayers 1, Z. Brown 1, J. Casey 1, K. Wimbley 1, K. Klug 0.5, S. Marks 0.5. **Int:** Z. Brown 2, M. Griffin 1. **FF:** A. Ayers 1. **FR:** None.



# RECORDS

## ALL-PRO AND PRO BOWL LEADERS

### Most Associated Press All-Pro Seasons

Bruce Matthews, 7  
 Tony Banfield, 3  
 Charlie Hennigan, 3  
 Al Jamison, 3  
 Bob Talamini, 3  
 George Webster, 3  
 Robert Brazile, 2  
 Miller Farr, 2  
 Don Floyd, 2  
 Leon Gray, 2  
 Mike Munchak, 2

### Most Pro Bowl Seasons

(AFL All-Star Game 1962-70; AFC-NFC Pro Bowl 1971-present)

Bruce Matthews, 14  
 Mike Munchak, 9  
 Elvin Bethea, 8  
 Robert Brazile, 7  
 Warren Moon, 6  
 Bob Talamini, 6  
 Earl Campbell, 5  
 Ray Childress, 5  
 Charlie Hennigan, 5  
 Ken Houston, 5  
 Blaine Bishop, 4  
 Curley Culp, 4  
 Eddie George, 4  
 Tony Banfield, 3  
 George Blanda, 3  
 Miller Farr, 3  
 Fred Glick, 3  
 Ed Husmann, 3  
 Haywood Jeffires, 3  
 Chris Johnson, 3  
 Jevon Kearse, 3  
 Steve McNair, 3  
 Jim Norton, 3  
 Bob Schmidt, 3  
 George Webster, 3  
 Frank Wycheck, 3

### Most Consecutive Pro Bowl Seasons

(AFL All-Star Game 1962-70; AFC-NFC Pro Bowl 1971-present)

Bruce Matthews, 14  
 Robert Brazile, 7  
 Mike Munchak, 7  
 Warren Moon, 6  
 Bob Talamini, 6  
 Charlie Hennigan, 5  
 Earl Campbell, 4  
 Ray Childress, 4  
 Curley Culp, 4  
 Eddie George, 4  
 Tony Banfield, 3  
 Blaine Bishop, 3  
 George Blanda, 3  
 Miller Farr, 3  
 Fred Glick, 3  
 Ed Husmann, 3  
 Haywood Jeffires, 3  
 Chris Johnson, 3  
 Jevon Kearse, 3  
 Bob Schmidt, 3  
 George Webster, 3  
 Frank Wycheck, 3

## ALL-TIME LEAGUE SEASON LEADERS

### Rushing

2009: Chris Johnson, 358-2,006  
 1980: Earl Campbell, 373-1,934  
 1979: Earl Campbell, 368-1,697  
 1978: Earl Campbell\*, 302-1,450  
 1961: Billy Cannon, 200-948

### Passing Touchdowns

1990: Warren Moon, 33  
 1961: George Blanda, 36

### Passer Rating

2003: Steve McNair, 100.4

### Receptions

1991: Haywood Jeffires, 100  
 1964: Charlie Hennigan, 101

### Receiving Yards

1975: Ken Burrough, 1,063  
 1964: Charlie Hennigan, 1,546  
 1961: Charlie Hennigan, 1,746

### Touchdowns

1979: Earl Campbell, 19 (19r)  
 1961: Bill Groman, 18 (1r, 17p)

### Interceptions

1979: Mike Reinfeldt, 12  
 1967: Miller Farr, 10  
 1965: W.K. Hicks, 9  
 1963: Fred Glick, 12

### Punting

1998: Craig Hentrich, 47.2  
 1993: Greg Montgomery, 45.6  
 1992: Greg Montgomery, 46.9

### Punt Returns

2006: Pacman Jones, 12.9  
 1977: Billy Johnson, 15.4  
 1975: Billy Johnson, 15.3  
 1964: Bobby Jancik, 18.3

### Kickoff Returns

1967: Zeke Moore\*, 28.9  
 1963: Bobby Jancik, 29.3  
 1962: Bobby Jancik\*, 30.3  
 1960: Ken Hall, 31.3

\* Rookie

## ALL-TIME TEAM LEADERS BY CATEGORY

## CAREER RUSHING YARDS

Player	Years	Att	Yds	Avg	Lg	TD
1. Eddie George	1996-03	2,733	10,009	3.7	76	64
2. Earl Campbell	1978-84	1,979	8,574	4.3	81t	73
<b>3. Chris Johnson</b>	<b>2008-12</b>	<b>1,463</b>	<b>6,888</b>	<b>4.7</b>	<b>94t</b>	<b>44</b>
4. Lorenzo White	1988-94	1,000	4,079	4.1	44	29
5. Hoyle Granger	1966-70,72	773	3,514	4.5	69t	18
6. Steve McNair (QB)	1995-05	614	3,439	5.6	71t	36
7. Mike Rozier	1985-90	910	3,426	3.8	41	27
8. Charles Tolar	1960-66	907	3,277	3.6	40	21
9. Ronnie Coleman	1974-81	700	2,769	4.0	46t	16
10. Chris Brown	2003-07	643	2,757	4.3	52	16
11. LenDale White	2006-09	628	2,349	3.7	80t	24
12. Allen Pinkett	1986-91	561	2,324	4.1	60	21
13. Gary Brown	1991-95	477	2,115	4.4	39t	12
14. Fred Willis	1972-76	603	2,114	3.5	44	11
15. Billy Cannon	1960-63	512	2,111	4.1	64	14
16. Rodney Thomas	1995-00	495	1,847	3.7	74t	12
17. Rob Carpenter	1977-81	433	1,788	4.1	77	12
18. Larry Moriarty	1983-86	415	1,624	3.9	80	13
19. Travis Henry	2005-06	358	1,546	4.3	70t	7
20. Warren Moon	1984-93	439	1,541	3.5	35	21

## SEASON RUSHING YARDS

Player	Year	Att	Yds	Avg	Lg	TD
<b>1. Chris Johnson</b>	<b>2009</b>	<b>358</b>	<b>2,006</b>	<b>5.6</b>	<b>91t</b>	<b>14</b>
2. Earl Campbell	1980	373	1,934	5.2	55t	13
3. Earl Campbell	1979	368	1,697	4.6	61t	19
4. Eddie George	2000	403	1,509	3.7	35t	14
5. <i>Earl Campbell</i>	<i>1978</i>	<i>302</i>	<i>1,450</i>	<i>4.8</i>	<i>81t</i>	<i>13</i>
6. Eddie George	1997	357	1,399	3.9	30	6
7. Earl Campbell	1981	361	1,376	3.8	43	10
8. <i>Eddie George</i>	<i>1996</i>	<i>335</i>	<i>1,368</i>	<i>4.1</i>	<i>76</i>	<i>8</i>
<b>9. Chris Johnson</b>	<b>2010</b>	<b>316</b>	<b>1,364</b>	<b>4.3</b>	<b>76t</b>	<b>11</b>
10. Eddie George	1999	320	1,304	4.1	40	9
11. Earl Campbell	1983	322	1,301	4.0	42	12
12. Eddie George	1998	348	1,294	3.7	37t	5
<b>13. Chris Johnson</b>	<b>2012</b>	<b>276</b>	<b>1,243</b>	<b>4.5</b>	<b>94t</b>	<b>6</b>
<b>14. Chris Johnson</b>	<b>2008</b>	<b>251</b>	<b>1,228</b>	<b>4.9</b>	<b>66t</b>	<b>9</b>
15. Lorenzo White	1992	265	1,226	4.6	44	7
16. Travis Henry	2006	270	1,211	4.5	70t	7
17. Hoyle Granger	1967	236	1,194	5.1	67	6
18. Eddie George	2002	343	1,165	3.4	35	12
19. LenDale White	2007	303	1,110	3.7	28	7
20. Chris Brown	2004	220	1,067	4.9	52	6

## CAREER PASSING YARDS

Player	Years	Att	Cmp	Pct	Yds	Y/A	TD	Int	Lg	Sk	Lst	Rate
1. Warren Moon	1984-93	4,546	2,632	57.9	33,685	7.41	196	166	87t	315	2,403	80.4
2. Steve McNair	1995-05	3,871	2,305	59.5	27,141	7.01	156	103	83t	229	1,398	83.3
3. George Blanda	1960-66	2,784	1,347	48.4	19,149	6.88	165	189	95	-	-	62.5
4. Dan Pastorini	1971-79	2,768	1,426	51.5	16,864	6.09	96	139	85t	222	1,977	61.0
5. Vince Young	2006-10	1,190	689	57.9	8,098	6.81	42	42	73	75	415	75.7
6. Kerry Collins	2006-10	1,081	613	56.7	6,804	6.29	33	29	80t	36	253	74.6
7. Ken Stabler	1980-81	742	458	61.7	5,190	6.99	27	46	79t	56	518	69.0
8. Pete Beathard	1967-69	822	379	46.1	5,128	6.24	26	51	86t	-	-	51.2
<b>9. Matt Hasselbeck</b>	<b>2011-12</b>	<b>739</b>	<b>457</b>	<b>61.8</b>	<b>4,938</b>	<b>6.68</b>	<b>25</b>	<b>19</b>	<b>80t</b>	<b>33</b>	<b>256</b>	<b>82.0</b>
10. Chris Chandler	1995-96	676	409	60.5	4,559	6.74	33	21	76t	46	326	83.9
11. Cody Carlson	1988-94	659	370	56.1	4,469	6.78	21	28	81	54	374	70.0
12. Don Trull	1964-69	556	249	44.8	3,538	6.36	29	21	-	-	-	67.6
13. Billy Volek	2001-05	517	312	60.3	3,505	6.78	26	13	55t	45	306	86.9
14. Jacky Lee	1960-67	409	210	51.3	3,291	8.05	25	30	98t	-	-	68.2
15. Gifford Nielsen	1978-83	498	273	54.8	3,255	6.54	20	22	48	47	354	70.0
<b>16. Jake Locker</b>	<b>2011-12</b>	<b>380</b>	<b>211</b>	<b>55.5</b>	<b>2,718</b>	<b>7.15</b>	<b>14</b>	<b>11</b>	<b>71t</b>	<b>30</b>	<b>188</b>	<b>78.4</b>
17. Neil O'Donnell	1999-03	367	215	58.6	2,664	7.26	16	11	67	18	144	83.2
18. Oliver Luck	1983-86	413	233	56.4	2,544	6.16	13	21	66	33	261	64.1
19. Charley Johnson	1970-71	375	190	50.7	2,244	5.98	10	19	70t	23	185	57.0
20. Lynn Dickey	1971-75	294	155	52.7	1,953	6.64	8	28	66t	29	252	43.2

## SEASON PASSING YARDS

Player	Year	Att	Cmp	Pct	Yds	Y/A	TD	Int	Lg	Sk	Lst	Rate
1. Warren Moon	1991	655	404	61.7	4,690	7.16	23	21	61t	23	174	81.7
2. Warren Moon	1990	584	362	62.0	4,689	8.03	33	13	87t	36	252	96.8
3. Warren Moon	1989	464	280	60.3	3,631	7.83	23	14	55	35	267	88.9
<b>4. Matt Hasselbeck</b>	<b>2011</b>	<b>518</b>	<b>319</b>	<b>61.6</b>	<b>3,571</b>	<b>6.89</b>	<b>18</b>	<b>14</b>	<b>80t</b>	<b>19</b>	<b>153</b>	<b>82.4</b>
5. Warren Moon	1986	488	256	52.5	3,489	7.15	13	26	81t	41	332	62.3
6. Warren Moon	1993	520	303	58.3	3,485	6.70	21	21	80t	34	218	75.2
7. Steve McNair	2002	492	301	61.2	3,387	6.88	22	15	55	21	121	84.0
8. Steve McNair	2001	431	264	61.3	3,350	7.77	21	12	71t	37	251	90.2
9. <i>Warren Moon</i>	<i>1984</i>	<i>450</i>	<i>259</i>	<i>57.6</i>	<i>3,338</i>	<i>7.42</i>	<i>12</i>	<i>14</i>	<i>76</i>	<i>47</i>	<i>371</i>	<i>76.9</i>
10. George Blanda	1961	362	187	51.7	3,330	9.20	36	22	-	-	-	91.3
11. George Blanda	1964	505	262	51.9	3,287	6.51	17	27	-	-	-	61.4
12. Steve McNair	1998	492	289	58.7	3,228	6.56	15	10	47	33	176	80.1
13. Steve McNair	2003	400	250	62.5	3,215	8.04	24	7	73	19	108	100.4
14. Ken Stabler	1980	457	293	64.1	3,202	7.01	13	28	79t	27	264	68.7
15. Steve McNair	2005	476	292	61.3	3,161	6.64	16	11	57	20	134	82.4
16. George Blanda	1963	423	224	53.0	3,003	7.10	24	25	-	-	-	70.1
17. Steve McNair	2000	396	248	62.6	2,847	7.19	15	13	56t	24	141	83.2
18. George Blanda	1962	418	197	47.1	2,810	6.72	27	42	-	-	-	51.3
19. Warren Moon	1987	368	184	50.0	2,806	7.63	21	18	83t	25	198	74.2
20. Warren Moon	1985	377	200	53.1	2,709	7.19	15	19	80t	46	366	68.5

## ALL-TIME TEAM LEADERS BY CATEGORY

### CAREER RECEPTIONS

Player	Years	No	Yds	Avg	Lg	TD
1. Ernest Givins	1986-94	542	7,935	14.6	83t	46
2. Haywood Jeffires	1987-95	515	6,119	11.9	87t	47
3. Frank Wycheck (TE)	1995-03	482	4,958	10.3	42	27
4. Drew Hill	1985-91	480	7,477	15.6	81t	47
5. Derrick Mason	1997-04	453	6,114	13.5	71t	37
6. Charlie Hennigan	1960-66	410	6,823	16.6	80t	51
7. Ken Burrough	1971-81	408	6,907	16.9	85t	47
8. Curtis Duncan	1987-93	322	3,935	12.2	72	20
9. Drew Bennett	2001-06	273	4,033	14.8	55	25
10. Eddie George (RB)	1996-03	259	2,144	8.3	54	10
11. Bo Scaife (TE)	2005-10	251	2,383	9.5	44	12
<b>12. Chris Johnson (RB)</b>	<b>2008-12</b>	<b>230</b>	<b>1,658</b>	<b>7.2</b>	<b>69t</b>	<b>4</b>
<b>13. Nate Washington</b>	<b>2009-12</b>	<b>209</b>	<b>3,025</b>	<b>14.5</b>	<b>71t</b>	<b>23</b>
14. Tim Smith	1980-86	206	3,107	15.1	75t	12
15. Alvin Reed	1967-72	199	2,818	14.2	60	11
16. Webster Slaughter	1992-94	184	2,236	12.2	57	11
17. Lorenzo White (RB)	1988-94	184	1,674	9.1	69t	6
18. Charles Frazier	1962-68	179	3,060	17.1	80	22
19. Erron Kinney (TE)	2000-05	178	1,750	9.8	31	10
20. Chris Sanders	1995-01	177	3,285	18.6	83t	17

### SEASON RECEPTIONS

Player	Year	No	Yds	Avg	Lg	TD
1. Charlie Hennigan	1964	101	1,546	15.3	53	8
2. Haywood Jeffires	1991	100	1,181	11.8	44	7
3. Derrick Mason	2004	96	1,168	12.2	37t	7
4. Derrick Mason	2003	95	1,303	13.7	50t	8
5. Drew Hill	1991	90	1,109	12.3	61t	4
Haywood Jeffires	1992	90	913	10.1	47	9
7. Tim Smith	1983	83	1,176	14.2	47t	6
8. Curtis Duncan	1992	82	954	11.6	72	1
Charlie Hennigan	1961	82	1,746	21.3	80	12
10. Drew Bennett	2004	80	1,247	15.6	48t	11
Butch Woolfolk	1985	80	814	10.2	80t	4
12. Derrick Mason	2002	79	1,012	12.8	40	5
13. Webster Slaughter	1993	77	904	11.7	41	5
14. Drew Hill	1990	74	1,019	13.8	57	5
Haywood Jeffires	1990	74	1,048	14.2	87t	8
<b>Nate Washington</b>	<b>2011</b>	<b>74</b>	<b>1,023</b>	<b>13.8</b>	<b>57</b>	<b>7</b>
17. Derrick Mason	2001	73	1,128	15.5	71t	9
18. Ernest Givins	1990	72	979	13.6	80t	9
<i>Bill Groman</i>	<i>1960</i>	<i>72</i>	<i>1,473</i>	<i>20.5</i>	-	<i>12</i>
Drew Hill	1988	72	1,141	15.8	57t	10

### CAREER RECEIVING YARDS

Player	Years	No	Yds	Avg	Lg	TD
1. Ernest Givins	1986-94	542	7,935	14.6	83t	46
2. Drew Hill	1985-91	480	7,477	15.6	81t	47
3. Ken Burrough	1971-81	408	6,906	16.9	85t	47
4. Charlie Hennigan	1960-66	410	6,823	16.6	*83	51
5. Haywood Jeffires	1987-95	515	6,119	11.9	87t	47
6. Derrick Mason	1997-04	453	6,114	13.5	71t	37
7. Frank Wycheck	1995-03	482	4,958	10.3	42	27
8. Drew Bennett	2001-06	273	4,033	14.8	55t	25
9. Curtis Duncan	1987-93	322	3,935	12.2	72	20
10. Chris Sanders	1995-01	177	3,285	18.6	83t	17
11. Tim Smith	1980-86	206	3,107	15.1	75t	12
12. Charley Frazier	1962-68	179	3,060	17.1	80	22
<b>13. Nate Washington</b>	<b>2009-12</b>	<b>209</b>	<b>3,025</b>	<b>14.5</b>	<b>71t</b>	<b>23</b>
14. Bill Groman	1960-62	143	2,976	20.8	*80	32
15. Alvin Reed	1967-72	199	2,818	14.2	60	11
16. Bo Scaife	2005-10	251	2,383	9.5	44	12
<b>17. Kenny Britt</b>	<b>2009-12</b>	<b>146</b>	<b>2,354</b>	<b>16.1</b>	<b>80t</b>	<b>19</b>
18. Kevin Dyson	1998-02	176	2,310	13.1	68t	18
19. Webster Slaughter	1992-94	184	2,236	12.2	57	11
20. Mike Renfro	1978-83	160	2,183	13.6	58t	11

### SEASON RECEIVING YARDS

Player	Year	No	Yds	Avg	Lg	TD
1. Charlie Hennigan	1961	82	1,746	21.3	80	12
2. Charlie Hennigan	1964	101	1,546	15.3	53	8
3. Bill Groman	1960	72	1,473	20.5	-	12
4. Derrick Mason	2003	95	1,303	13.7	50t	8
5. Drew Bennett	2004	80	1,247	15.6	48t	11
6. Haywood Jeffires	1991	100	1,181	11.8	44	7
7. Tim Smith	1983	83	1,176	14.2	47t	6
8. Bill Groman	1961	50	1,175	23.5	80	17
9. Drew Hill	1985	64	1,169	18.3	57t	9
10. Derrick Mason	2004	96	1,168	12.2	37t	7
11. Drew Hill	1988	72	1,141	15.8	57t	10
Tim Smith	1984	69	1,141	16.5	75t	4
13. Charley Frazier	1966	57	1,129	19.8	79	12
14. Derrick Mason	2001	73	1,128	15.5	71t	9
15. Drew Hill	1986	65	1,112	17.1	81t	5
16. Drew Hill	1991	90	1,109	12.3	61t	4
17. Ken Burrough	1975	53	1,063	20.1	77t	8
18. Ernest Givins	1986	61	1,062	17.4	60	3
19. Charlie Hennigan	1963	61	1,051	17.2	83	10
20. Haywood Jeffires	1990	74	1,048	14.2	87t	8

### CAREER SCORING

Player	Years	TD	Rush	Rec	Ret	XPM	FGM	2PT	Points
1. Al Del Greco	1991-00	0	0	0	0	322	246	0	1,060
<b>2. Rob Bironas</b>	<b>2005-12</b>	<b>0</b>	<b>0</b>	<b>0</b>	<b>0</b>	<b>274</b>	<b>214</b>	<b>0</b>	<b>916</b>
3. George Blanda	1960-66	4	4	0	0	301	91	0	598
4. Tony Zendejas	1985-90	0	0	0	0	197	117	0	548
5. Eddie George	1996-03	74	64	10	0	0	0	3	450
6. Earl Campbell	1978-84	73	73	0	0	0	0	0	438
7. Toni Fritsch	1977-81	0	0	0	0	149	81	0	392
8. Skip Butler	1972-77	0	0	0	0	122	70	0	332
9. Charlie Hennigan	1960-66	51	0	51	0	0	0	0	306
<b>10. Chris Johnson</b>	<b>2008-12</b>	<b>48</b>	<b>44</b>	<b>4</b>	<b>0</b>	<b>0</b>	<b>0</b>	<b>1</b>	<b>290</b>
11. Ken Burrough	1971-81	48	1	47	0	0	0	0	288
Ernest Givins	1986-94	48	1	46	1	0	0	0	288
Haywood Jeffires	1987-95	47	0	47	0	0	0	3	288
14. Drew Hill	1985-91	47	0	47	0	0	0	0	282
15. Derrick Mason	1997-04	40	0	37	3	0	0	1	242
16. Steve McNair	1995-05	36	36	0	0	0	0	3	222
17. Lorenzo White	1988-94	36	29	6	1	0	0	0	216
18. Billy Cannon	1960-63	35	14	20	1	0	0	1	212
19. Gary Anderson	2003-04	0	0	0	0	79	44	0	211
20. Joe Nedney	2001-03	0	0	0	0	70	46	0	208

## ALL-TIME TEAM LEADERS BY CATEGORY

## SEASON SCORING

Player	Year	TD	Rush	Rec	Ret	XPM	FGM	2PT	Points
1. Al Del Greco	1998	0	0	0	0	28	36	0	136
2. <b>Rob Bironas</b>	<b>2007</b>	<b>0</b>	<b>0</b>	<b>0</b>	<b>0</b>	<b>28</b>	<b>35</b>	<b>0</b>	<b>133</b>
3. Al Del Greco	1996	0	0	0	0	35	32	0	131
4. <b>Rob Bironas</b>	<b>2008</b>	<b>0</b>	<b>0</b>	<b>0</b>	<b>0</b>	<b>40</b>	<b>29</b>	<b>0</b>	<b>127</b>
5. Al Del Greco	1993	0	0	0	0	39	29	0	126
6. Gary Anderson	2003	0	0	0	0	42	27	0	123
7. <b>Rob Bironas</b>	<b>2011</b>	<b>0</b>	<b>0</b>	<b>0</b>	<b>0</b>	<b>34</b>	<b>29</b>	<b>0</b>	<b>121</b>
8. <b>Rob Bironas</b>	<b>2009</b>	<b>0</b>	<b>0</b>	<b>0</b>	<b>0</b>	<b>37</b>	<b>27</b>	<b>0</b>	<b>118</b>
Al Del Greco	2000	0	0	0	0	37	27	0	118
10. George Blanda	1960	4	4	0	0	46	15	0	115
Tony Zendejas	1989	0	0	0	0	40	25	0	115
12. Earl Campbell	1979	19	19	0	0	0	0	0	114
Al Del Greco	1995	0	0	0	0	33	27	0	114
Tony Zendejas	1988	0	0	0	0	48	22	0	114
15. Al Del Greco	1997	0	0	0	0	32	27	0	113
16. George Blanda	1961	0	0	0	0	64	16	0	112
17. Joe Nedney	2002	0	0	0	0	36	25	0	111
18. <b>Rob Bironas</b>	<b>2012</b>	<b>0</b>	<b>0</b>	<b>0</b>	<b>0</b>	<b>35</b>	<b>25</b>	<b>0</b>	<b>110</b>
<b>Rob Bironas</b>	<b>2010</b>	<b>0</b>	<b>0</b>	<b>0</b>	<b>0</b>	<b>38</b>	<b>24</b>	<b>0</b>	<b>110</b>
20. Bill Groman	1961	18	1	17	0	0	0	0	108

## CAREER KICKOFF RETURNS (YARDS)

Player	Years	No	Yds	Avg	Lg	TD
1. Bobby Jancik	1962-67	158	4,185	26.5	61	0
2. Derrick Mason	1997-04	156	3,496	22.4	101t	1
3. Carl Roaches	1980-84	150	3,276	21.8	97t	2
4. Billy Johnson	1974-80	121	2,902	24.0	81t	2
5. Mel Gray	1995-97	111	2,592	23.4	88	0
6. <b>Marc Mariani</b>	<b>2010-12</b>	<b>92</b>	<b>2,278</b>	<b>24.8</b>	<b>98t</b>	<b>1</b>
7. Adam Jones	2005-06	63	1,648	26.2	85	0
8. Zeke Moore	1967-77	64	1,618	25.3	92t	1
9. Willie Drewrey	1985-93	75	1,581	21.1	50	0
10. Allen Pinkett	1986-91	80	1,577	19.7	48	0
11. Jerry LeVias	1969-70	64	1,538	24.0	87	0
12. <b>Darius Reynaud</b>	<b>2012</b>	<b>53</b>	<b>1,240</b>	<b>23.4</b>	<b>105t</b>	<b>1</b>
13. Bobby Wade	2005-06	50	1,194	23.9	48	0
14. Billy Cannon	1960-63	46	1,186	25.8	88t	1
15. Leonard Harris	1987-93	53	1,130	21.3	63	0
16. Chris Carr	2008-08	35	984	28.1	52	0
17. Mike Archie	1996-98	46	961	20.9	50	0
18. Bob Gresham	1973-74	36	903	25.1	103t	1
19. Willie Tullis	1981-84	38	886	23.3	95t	1
20. Linzy Cole	1971-72	34	875	25.7	45	0

## SEASON KICKOFF RETURNS (AVG.)

Player	Year	No	Yds	Avg	Lg	TD
1. Ken Hall	1960	19	594	31.3	104t	1
2. <i>Bobby Jancik</i>	<i>1962</i>	<i>24</i>	<i>726</i>	<i>30.3</i>	<i>61</i>	<i>0</i>
3. Bobby Jancik	1963	45	1,317	29.3	53	0
4. Chris Carr	2008	35	984	28.1	52	0
5. Carl Roaches	1981	28	769	27.5	96t	1
6. <i>Billy Johnson</i>	<i>1974</i>	<i>29</i>	<i>785</i>	<i>27.1</i>	<i>67</i>	<i>0</i>
7. Derrick Mason	2000	42	1,132	27.0	66	0
8. Bob Gresham	1973	27	723	26.8	103t	1
9. <i>Adam Jones</i>	<i>2005</i>	<i>43</i>	<i>1,127</i>	<i>26.2</i>	<i>85</i>	<i>0</i>
10. Linzy Cole	1971	32	834	26.1	45	0
11. Adam Jones	2006	20	521	26.1	70	0
12. Bobby Jancik	1966	34	875	25.7	53	0
13. <i>Steve Brown</i>	<i>1983</i>	<i>31</i>	<i>795</i>	<i>25.6</i>	<i>93t</i>	<i>1</i>
14. <b>Marc Mariani</b>	<b>2010</b>	<b>60</b>	<b>1,530</b>	<b>25.5</b>	<b>98t</b>	<b>1</b>
15. Billy Johnson	1977	25	630	25.2	76t	1
16. Alvin Haymond	1973	28	703	25.1	47	0
17. <i>Jerry LeVias</i>	<i>1969</i>	<i>38</i>	<i>940</i>	<i>24.7</i>	<i>87</i>	<i>0</i>
18. <i>Willie Drewrey</i>	<i>1985</i>	<i>26</i>	<i>642</i>	<i>24.7</i>	<i>50</i>	<i>0</i>
19. Zeke Moore	1968	32	787	24.6	45	0
20. Billy Cannon	1962	18	442	24.6	38	0

## CAREER PUNT RETURNS (YARDS)

Player	Years	No	FC	Yds	Avg	Lg	TD
1. Billy Johnson	1974-80	155	21	2,040	13.2	87t	5
2. Derrick Mason	1997-04	182	94	1,590	8.7	69t	2
3. Carl Roaches	1980-84	151	31	1,095	7.3	68	0
4. <b>Marc Mariani</b>	<b>2010-12</b>	<b>73</b>	<b>35</b>	<b>819</b>	<b>11.2</b>	<b>87t</b>	<b>2</b>
5. Willie Drewrey	1985-93	104	45	771	7.4	25	0
6. Adam Jones	2005-06	63	11	712	11.3	90t	4
7. Mel Gray	1995-97	69	45	652	9.4	40	0
8. Bobby Jancik	1962-67	67	-	647	9.7	82	1
9. Jerry LeVias	1969-70	60	19	505	8.4	46	0
10. Kenny Johnson	1986-89	73	32	488	6.7	26	0
11. <b>Darius Reynaud</b>	<b>2012</b>	<b>31</b>	<b>17</b>	<b>410</b>	<b>13.2</b>	<b>81t</b>	<b>2</b>
12. Justin McCareins	2001-08	37	21	403	10.9	58t	1
13. Ernest Givins	1986-94	56	-	397	7.1	78t	1
14. Larry Carwell	1967-68	36	6	381	10.6	54	0
15. Fred Glick	1961-66	44	-	326	7.4	-	0
16. Chris Carr	2008-08	32	20	323	10.1	44	0
17. Chris Davis	2007-08	33	13	299	9.1	39	0
18. Ken Houston	1967-72	45	12	252	5.6	33	0
19. Ronnie Coleman	1974-81	25	3	228	9.1	69t	1
20. Jeff Severson	1973-74	27	4	212	7.9	74	0

## SEASON PUNT RETURNS (AVG.)

Player	Year	No	FC	Yds	Avg	Lg	TD
1. Billy Johnson	1977	35	8	539	15.4	87t	2
2. Billy Johnson	1975	40	1	612	15.3	83t	3
3. <i>Billy Johnson</i>	<i>1974</i>	<i>30</i>	<i>3</i>	<i>409</i>	<i>13.6</i>	<i>49</i>	<i>0</i>
4. <b>Darius Reynaud</b>	<b>2012</b>	<b>31</b>	<b>17</b>	<b>410</b>	<b>13.2</b>	<b>81t</b>	<b>2</b>
5. Derrick Mason	2000	51	17	662	13.0	69t	1
6. Adam Jones	2006	34	3	440	12.9	90t	3
7. <b>Marc Mariani</b>	<b>2010</b>	<b>27</b>	<b>17</b>	<b>329</b>	<b>12.2</b>	<b>87t</b>	<b>1</b>
8. Justin McCareins	2003	29	17	330	11.4	58t	1
9. <b>Marc Mariani</b>	<b>2011</b>	<b>46</b>	<b>18</b>	<b>490</b>	<b>10.7</b>	<b>79t</b>	<b>1</b>
10. Billy Johnson	1976	38	9	403	10.6	46	0
11. Mel Gray	1995	30	20	303	10.1	20	0
12. Chris Carr	2008	32	20	323	10.1	44	0
13. <i>Chris Davis</i>	<i>2007</i>	<i>31</i>	<i>12</i>	<i>293</i>	<i>9.5</i>	<i>39</i>	<i>0</i>
14. <i>Adam Jones</i>	<i>2005</i>	<i>29</i>	<i>8</i>	<i>272</i>	<i>9.4</i>	<i>52t</i>	<i>1</i>
15. Mel Gray	1996	22	15	205	9.3	40	0
16. Fred Glick	1963	19	-	171	9.0	22	0
17. <i>Willie Drewrey</i>	<i>1985</i>	<i>24</i>	<i>10</i>	<i>215</i>	<i>9.0</i>	<i>23</i>	<i>0</i>
18. Derrick Mason	1999	26	15	225	8.7	65t	1
19. Jerry LeVias	1970	25	8	213	8.5	33	0
20. Larry Carwell	1968	27	2	227	8.4	32	0

## ALL-TIME TEAM LEADERS BY CATEGORY

### CAREER PUNTING (PUNTS)

Player	Years	Punt	Blk	Yds	Avg	TB	In20	Lg	NetAvg
1. Craig Hentrich	1998-09	861	1	36,926	42.9	95	295	78	37.2
2. Jim Norton	1960-68	522	7	21,961	42.1	-	-	79	-
3. Cliff Parsley	1977-82	431	3	17,136	39.8	33	85	62	32.3
4. Dan Pastorini	1971-79	316	1	12,530	39.7	-	-	74	-
5. Greg Montgomery	1988-93	310	6	13,529	43.6	35	74	77	36.6
<b>6. Brett Kern</b>	<b>2009-12</b>	<b>281</b>	<b>2</b>	<b>12,569</b>	<b>44.7</b>	<b>20</b>	<b>103</b>	<b>71</b>	<b>39.8</b>
7. Lee Johnson	1985-87	212	0	8,739	41.2	20	53	66	35.1
8. John James	1982-84	198	1	7,878	39.8	15	36	56	32.4
9. Rich Camarillo	1994-95	173	1	7,280	42.1	17	61	60	35.7
10. Reggie Roby	1996-97	140	1	6,022	43.0	8	50	68	36.7

### SEASON PUNTING (AVERAGE)

Player	Years	Punt	Blk	Yds	Avg	TB	In20	Lg	NetAvg
<b>1. Brett Kern</b>	<b>2012</b>	<b>81</b>	<b>2</b>	<b>3,855</b>	<b>47.6</b>	<b>71</b>	<b>5</b>	<b>30</b>	<b>40.4</b>
2. Craig Hentrich	1998	69	0	3,258	47.2	11	18	71	39.2
3. Greg Montgomery	1992	53	2	2,487	46.9	9	14	66	37.3
4. Greg Montgomery	1993	54	0	2,462	45.6	5	13	77	39.1
5. Reggie Roby	1996	67	1	2,973	44.4	7	25	68	38.0
6. Craig Hentrich	2003	71	0	3,117	43.9	8	26	58	37.8
7. Greg Montgomery	1991	48	2	2,105	43.9	4	13	60	36.8
8. Jim Norton	1965	85	1	3,711	43.7	-	-	65	-
<b>9. Brett Kern</b>	<b>2011</b>	<b>86</b>	<b>0</b>	<b>3,747</b>	<b>43.6</b>	<b>7</b>	<b>31</b>	<b>64</b>	<b>39.4</b>
10. Greg Montgomery	1989	56	2	2,422	43.3	7	15	63	36.1

### CAREER INTERCEPTIONS

Player	Years	No	Yds	Avg	Lg	TD
1. Jim Norton	1960-68	45	592	13.2	56	1
2. Cris Dishman	1988-96	31	348	11.2	43	1
3. Fred Glick	1961-66	30	390	13.0	45	1
4. Tony Banfield	1960-65	27	224	8.3	58	0
W.K. Hicks	1964-69	27	457	16.9	62	0
Darryll Lewis	1991-98	27	540	20.0	98t	5
7. Mike Reinfeldt	1976-83	26	375	14.4	39	0
8. Ken Houston	1967-72	25	650	26.0	78	9
9. Zeke Moore	1967-77	24	444	18.5	74	2
10. Willie Alexander	1971-79	23	379	16.5	95t	1
Samari Rolle	1998-04	23	349	15.2	81t	1
12. Marcus Robertson	1991-00	22	428	19.5	69	0
<b>13. Michael Griffin</b>	<b>2007-12</b>	<b>21</b>	<b>287</b>	<b>13.7</b>	<b>83t</b>	<b>1</b>
Gregg Bingham	1973-84	21	279	13.3	54	0
15. Keith Bulluck	2000-09	19	192	10.1	35	1
Miller Farr	1967-69	19	416	21.9	67	5
17. Steve Brown	1983-90	18	264	14.7	44t	1
18. Andre Dyson	2001-04	16	260	16.3	51t	3
Bubba McDowell	1989-94	16	190	11.9	26t	1
Chris Hope	2006-11	16	266	16.6	61t	1

### SEASON INTERCEPTIONS

Player	Year	No	Yds	Avg	Lg	TD
1. Fred Glick	1963	12	180	15.0	45	1
Mike Reinfeldt	1979	12	205	17.1	39	0
3. Miller Farr	1967	10	264	26.4	67	3
4. W.K. Hicks	1965	9	156	17.3	31	0
Ken Houston	1971	9	220	24.4	48t	4
Jim Norton	1961	9	150	16.7	36	0
7. Tony Banfield	1961	8	136	17.0	58	0
<i>Pete Jaquess</i>	<i>1964</i>	<i>8</i>	<i>141</i>	<i>17.6</i>	<i>98t</i>	<i>1</i>
Richard Johnson	1990	8	100	12.5	35	1
Jim Norton	1962	8	75	9.4	36	0
11. Tony Banfield	1963	7	21	3.0	14	0
<b>Michael Griffin</b>	<b>2008</b>	<b>7</b>	<b>172</b>	<b>24.6</b>	<b>83t</b>	<b>1</b>
Jim Norton	1965	7	52	7.4	18	0
Marcus Robertson	1993	7	137	19.6	69	0
Samari Rolle	2000	7	140	20.0	81t	1
Jack Tatum	1980	7	100	14.3	35	0
17. (15 tied with 6)						

### CAREER SACKS

Player	Years	No
1. Elvin Bethea	1968-83	105.0
2. Ray Childress	1985-95	74.5
3. Jesse Baker	1979-87	66.0
4. William Fuller	1986-93	59.0
5. Sean Jones	1988-93	57.5
6. Jevon Kearse	1999-03, 08-09	51.0
7. Robert Brazile	1975-84	48.0
8. Ted Washington	1973-82	45.0
9. Kyle Vanden Bosch	2005-09	38.5
10. Curley Culp	1974-80	31.0

### SEASON SACKS

Player	Year	No
1. Elvin Bethea	1973	17.0
2. <i>Jesse Baker</i>	<i>1979</i>	<i>15.5</i>
3. William Fuller	1991	15.0
4. Elvin Bethea	1976	14.5
<i>Jevon Kearse</i>	<i>1999</i>	<i>14.5</i>
6. Elvin Bethea	1971	13.0
Ray Childress	1992	13.0
Sean Jones	1993	13.0
<b>9. Jason Babin</b>	<b>2010</b>	<b>12.5</b>
Sean Jones	1990	12.5
Kyle Vanden Bosch	2005	12.5

## ALL-TIME TEAM LEADERS BY CATEGORY

## CAREER TACKLES (SINCE 1974)

Player	Years	No
1. Gregg Bingham	1973-84	1,970
2. Robert Brazile	1975-84	1,281
3. Keith Bulluck	2000-09	1,265
4. Ted Washington	1973-82	907
5. Al Smith	1987-96	877
6. John Grimsley	1984-90	836
7. Blaine Bishop	1993-01	788
8. Ray Childress	1985-95	784
9. Steve Kiner	1974-78	738
10. Marcus Robertson	1991-00	700

## SEASON TACKLES (SINCE 1974)

Player	Year	No
1. Gregg Bingham	1978	223
2. Gregg Bingham	1980	212
3. Gregg Bingham	1974	206
4. Gregg Bingham	1979	203
5. John Grimsley	1986	199
6. Robert Abraham	1984	198
7. Gregg Bingham	1976	191
8. Gregg Bingham	1977	190
9. Gregg Bingham	1975	185
Robert Brazile	1978	185

## YEAR-BY-YEAR LEADERS

## RUSHING

Year	Player	Att	Yds	Avg	Lg	TD
1960	Billy Cannon	152	644	4.2	39	1
1961	Billy Cannon	200	948	4.7	61t	6
1962	Charles Tolar	244	1,012	4.1	25	7
1963	Charles Tolar	194	659	3.4	33	3
1964	Sid Blanks	145	756	5.2	91t	6
1965	Ode Burrell	130	528	4.1	63	3
1966	Ode Burrell	122	406	3.3	45	0
1967	Hoyle Granger	236	1,194	5.1	67t	6
1968	Hoyle Granger	202	848	4.2	47	7
1969	Hoyle Granger	186	740	4.0	23	3
1970	Joe Dawkins	124	517	4.2	49t	2
1971	Robert Holmes	112	323	2.9	31	4
1972	Fred Willis	134	461	3.4	43	0
1973	Fred Willis	171	579	3.4	25	4
1974	Willie Rodgers	122	413	3.4	20	5
1975	Ronnie Coleman	175	790	4.5	46t	5
1976	Ronnie Coleman	171	684	4.0	39	2
1977	Ronnie Coleman	185	660	3.6	22	5
1978	Earl Campbell	302	1,450	4.8	81t	13
1979	Earl Campbell	368	1,697	4.6	61t	19
1980	Earl Campbell	373	1,934	5.2	55t	13
1981	Earl Campbell	361	1,376	3.9	43	10
1982	Earl Campbell	157	538	3.4	22	2
1983	Earl Campbell	322	1,301	4.0	42	12
1984	Larry Moriarty	189	785	4.2	51	6
1985	Mike Rozier	133	462	3.5	30	8
1986	Mike Rozier	199	662	3.3	19t	4
1987	Mike Rozier	229	957	4.2	41	3
1988	Mike Rozier	251	1,002	4.0	28	10
1989	Alonzo Highsmith	128	531	4.1	25	4
1990	Lorenzo White	168	702	4.2	22	8
1991	Allen Pinkett	171	720	4.2	32	9
1992	Lorenzo White	265	1,226	4.6	44	7
1993	Gary Brown	195	1,002	5.1	26	6
1994	Lorenzo White	191	757	4.0	33	3
1995	Rodney Thomas	251	947	3.8	74t	5
1996	Eddie George	335	1,368	4.1	76	8
1997	Eddie George	357	1,399	3.9	30	6
1998	Eddie George	348	1,294	3.7	37t	5
1999	Eddie George	320	1,304	4.1	40	9
2000	Eddie George	403	1,509	3.7	35t	14
2001	Eddie George	315	939	3.0	27	5
2002	Eddie George	343	1,165	3.4	35	12
2003	Eddie George	312	1,031	3.3	27	5
2004	Chris Brown	220	1,067	4.9	52	6
2005	Chris Brown	224	851	3.8	38t	5
2006	Travis Henry	270	1,211	4.5	70t	7
2007	LenDale White	303	1,110	3.7	28	7
2008	Chris Johnson	251	1,228	4.9	66t	9
2009	Chris Johnson	358	2,006	5.6	91t	14
2010	Chris Johnson	316	1,364	4.3	76t	11
2011	Chris Johnson	262	1,047	4.0	48t	4
2012	Chris Johnson	276	1,243	4.5	94t	6

## PASSING

Year	Player	Att	Cmp	Yds	Pct	TD	Int	Avg
1960	George Blanda	363	169	2,413	46.6	24	22	6.7
1961	George Blanda	362	187	3,330	51.7	36	22	9.2
1962	George Blanda	418	197	2,810	47.1	27	42	6.7
1963	George Blanda	423	224	3,003	52.9	24	25	7.0
1964	George Blanda	505	262	3,282	51.9	17	27	6.4
1965	George Blanda	442	186	2,542	42.1	20	30	5.8
1966	George Blanda	271	122	1,764	45.0	17	21	6.4
1967	Pete Beathard	231	94	1,114	40.7	9	14	4.8
1968	Pete Beathard	223	105	1,559	47.1	7	16	6.9
1969	Pete Beathard	370	180	2,455	48.6	10	21	6.4
1970	Charley Johnson	281	144	1,652	51.2	7	12	5.9
1971	Dan Pastorini	270	127	1,702	47.0	7	21	6.3
1972	Dan Pastorini	299	144	1,711	48.2	7	11	5.7
1973	Dan Pastorini	290	154	1,482	53.1	5	17	5.1
1974	Dan Pastorini	247	140	1,571	56.7	10	10	6.4
1975	Dan Pastorini	342	163	2,053	47.7	14	16	6.0
1976	Dan Pastorini	309	167	1,785	53.5	10	10	5.7
1977	Dan Pastorini	319	169	1,987	53.0	13	18	6.2
1978	Dan Pastorini	368	199	2,473	54.1	16	17	6.7
1979	Dan Pastorini	324	163	2,090	50.3	14	18	6.5
1980	Ken Stabler	454	293	3,202	64.5	13	28	7.0
1981	Ken Stabler	285	165	1,988	57.9	14	18	6.9
1982	Archie Manning	125	66	877	52.8	6	6	7.0
1983	Oliver Luck	217	124	1,375	57.1	8	13	6.3
1984	Warren Moon	450	259	3,338	57.6	12	14	7.4
1985	Warren Moon	377	200	2,709	53.1	15	19	7.2
1986	Warren Moon	488	256	3,489	52.5	13	26	7.2
1987	Warren Moon	368	184	2,806	50.0	21	18	7.6
1988	Warren Moon	294	160	2,327	54.4	17	8	7.9
1989	Warren Moon	464	280	3,631	60.3	23	14	7.8
1990	Warren Moon	584	362	4,689	62.0	33	13	8.0
1991	Warren Moon	655	404	4,690	61.7	23	21	7.2
1992	Warren Moon	346	224	2,521	64.7	18	12	7.3
1993	Warren Moon	520	303	3,485	58.3	21	21	6.7
1994	Billy Joe Tolliver	240	121	1,287	50.4	6	7	5.4
1995	Chris Chandler	356	225	2,460	63.2	17	10	6.9
1996	Chris Chandler	320	184	2,099	57.5	16	11	6.6
1997	Steve McNair	415	216	2,665	52.0	14	13	6.4
1998	Steve McNair	492	289	3,228	58.7	15	10	6.5
1999	Steve McNair	331	187	2,179	56.5	12	8	6.6
2000	Steve McNair	396	248	2,847	62.6	15	13	7.2
2001	Steve McNair	431	264	3,350	61.3	21	12	7.8
2002	Steve McNair	492	301	3,387	61.2	22	15	6.9
2003	Steve McNair	400	250	3,215	62.5	24	7	8.0
2004	Billy Volek	357	218	2,486	61.1	18	10	7.0
2005	Steve McNair	476	292	3,161	61.3	16	11	6.6
2006	Vince Young	357	184	2,199	51.5	12	13	6.2
2007	Vince Young	382	238	2,546	62.3	9	17	6.7
2008	Kerry Collins	415	242	2,676	58.3	12	7	6.5
2009	Vince Young	259	152	1,879	58.7	10	7	7.3
2010	Kerry Collins	278	160	1,823	57.6	14	8	6.6
2011	Matt Hasselbeck	518	319	3,571	61.6	18	14	6.9
2012	Jake Locker	314	177	2,176	56.4	10	11	6.9



## YEAR-BY-YEAR LEADERS

RECEIVING							SCORING					
Year	Player	No	Yds	Avg	Lg	TD	Year	Player	TD	PAT	FG	Tot
1960	Bill Groman	72	1,473	20.5	80t	12	1960	George Blanda	4	46	15	115
1961	Charlie Hennigan	82	1,746	21.3	80t	12	1961	George Blanda	0	64	16	112
1962	Charlie Hennigan	54	867	16.1	75t	8	1962	George Blanda	0	48	11	81
1963	Charlie Hennigan	61	1,051	17.2	83t	10	1963	George Blanda	0	37	9	64
1964	Charlie Hennigan	101	1,546	15.3	53t	8	1964	George Blanda	0	38	13	76
1965	Ode Burrell (RB)	55	650	11.8	52t	4	1965	George Blanda	0	28	11	61
1966	Charles Frazier	57	1,129	19.8	79t	12	1966	George Blanda	0	39	16	87
1967	Hoyle Granger (RB)	31	300	9.6	43	3	1967	John Wittenborn	0	30	14	72
1968	Alvin Reed (TE)	46	747	16.2	60	5	1968	Wayne Walker	0	26	8	50
1969	Alvin Reed (TE)	51	664	13.0	43	2	1969	Roy Gerela	0	29	19	86
1970	Alvin Reed (TE)	47	604	12.9	34	2	1970	Roy Gerela	0	23	18	77
1971	Jim Beirne	38	550	14.5	40	1	1971	Mark Moseley	0	25	16	73
1972	Fred Willis (RB)	45	297	6.6	27	2	1972	Skip Butler	0	12	16	51
1973	Fred Willis (RB)	57	371	6.5	50	1	1973	Skip Butler	0	15	21	66
1974	Ken Burrough	36	492	13.7	51	2	1974	Skip Butler	0	29	9	56
1975	Ken Burrough	53	1,063	20.1	77t	8	1975	Skip Butler	0	31	18	85
1976	Ken Burrough	51	932	18.2	69	7	1976	Skip Butler	0	24	16	72
1977	Ken Burrough	43	816	19.0	85t	8	1977	Toni Fritsch	0	19	12	55
1978	Ken Burrough	47	624	13.3	44	2	1978	Earl Campbell (RB)	13	0	0	78
1979	Ken Burrough	40	752	18.8	55t	6	1979	Earl Campbell (RB)	19	0	0	114
1980	Mike Barber (TE)	59	712	12.1	79t	5	1980	Toni Fritsch	0	26	19	83
1981	Ken Burrough	40	668	16.7	71t	7	1981	Toni Fritsch	0	32	15	77
1982	Dave Casper (TE)	36	573	15.9	38	6	1982	Dave Casper (TE)	6	0	0	36
1983	Tim Smith	83	1,176	14.2	47t	6	1983	Florian Kempf	0	33	17	84
1984	Tim Smith	69	1,141	16.5	75t	4	1984	Joe Cooper	0	13	11	46
1985	Butch Woolfolk (RB)	80	814	10.2	80t	4	1985	Tony Zendejas	0	29	21	92
1986	Drew Hill	65	1,112	17.1	81t	5	1986	Tony Zendejas	0	28	22	94
1987	Ernest Givins	53	933	17.6	83t	6	1987	Tony Zendejas	0	32	20	92
1988	Drew Hill	72	1,141	15.8	57t	10	1988	Tony Zendejas	0	48	22	114
1989	Drew Hill	66	938	14.2	50	8	1989	Tony Zendejas	0	40	25	115
1990	Haywood Jeffires	74	1,048	14.2	87t	8	1990	Lorenzo White (RB)	12	0	0	72
	Drew Hill	74	1,019	13.8	57	5	1991	Ian Howfield	0	25	13	64
1991	Haywood Jeffires	100	1,181	11.8	44	7	1992	Al Del Greco	0	41	21	104
1992	Haywood Jeffires	90	913	10.1	47	9	1993	Al Del Greco	0	39	29	126
1993	Webster Slaughter	77	904	11.7	41	5	1994	Al Del Greco	0	18	16	66
1994	Webster Slaughter	68	846	12.4	57	2	1995	Al Del Greco	0	33	27	114
	Haywood Jeffires	68	783	11.5	50	6	1996	Al Del Greco	0	35	32	131
1995	Haywood Jeffires	61	684	11.2	35t	8	1997	Al Del Greco	0	32	27	113
1996	Frank Wycheck (TE)	53	511	9.6	29	6	1998	Al Del Greco	0	28	36	136
1997	Frank Wycheck (TE)	63	748	11.9	42	4	1999	Al Del Greco	0	43	21	106
1998	Frank Wycheck (TE)	70	768	11.0	38	2	2000	Al Del Greco	0	37	27	118
1999	Frank Wycheck (TE)	69	641	9.3	35	2	2001	Joe Nedney	0	34	20	94
2000	Frank Wycheck (TE)	70	636	9.1	26	4	2002	Joe Nedney	0	36	25	111
2001	Derrick Mason	73	1,128	15.5	71t	9	2003	Gary Anderson	0	42	27	123
2002	Derrick Mason	79	1,012	12.8	40	5	2004	Gary Anderson	0	37	17	88
2003	Derrick Mason	95	1,303	13.7	50t	8	2005	<b>Rob Bironas</b>	<b>0</b>	<b>30</b>	<b>23</b>	<b>99</b>
2004	Derrick Mason	96	1,168	12.2	37t	7	2006	<b>Rob Bironas</b>	<b>0</b>	<b>32</b>	<b>22</b>	<b>98</b>
2005	Drew Bennett	58	738	12.7	55t	4	2007	<b>Rob Bironas</b>	<b>0</b>	<b>28</b>	<b>35</b>	<b>133</b>
2006	Drew Bennett	46	737	16.0	39	3	2008	<b>Rob Bironas</b>	<b>0</b>	<b>40</b>	<b>29</b>	<b>127</b>
2007	Justin Gage	55	750	13.6	73	2	2009	<b>Rob Bironas</b>	<b>0</b>	<b>37</b>	<b>27</b>	<b>118</b>
	Roydell Williams	55	719	13.1	48	4	2010	<b>Rob Bironas</b>	<b>0</b>	<b>38</b>	<b>24</b>	<b>110</b>
2008	Bo Scaife (TE)	58	561	9.7	44	2	2011	<b>Rob Bironas</b>	<b>0</b>	<b>34</b>	<b>29</b>	<b>121</b>
2009	<b>Chris Johnson (RB)</b>	<b>50</b>	<b>503</b>	<b>10.1</b>	<b>69t</b>	<b>2</b>	2012	<b>Rob Bironas</b>	<b>0</b>	<b>35</b>	<b>25</b>	<b>110</b>
2010	<b>Chris Johnson (RB)</b>	<b>44</b>	<b>245</b>	<b>5.6</b>	<b>25</b>	<b>1</b>						
2011	<b>Nate Washington</b>	<b>74</b>	<b>1,023</b>	<b>13.8</b>	<b>57</b>	<b>7</b>						
2012	<b>Kendall Wright</b>	<b>64</b>	<b>626</b>	<b>9.8</b>	<b>38</b>	<b>4</b>						

## YEAR-BY-YEAR LEADERS

## KICKOFF RETURNS

Year	Player	No	Yds	Avg	Lg	TD
1960	Ken Hall	19	594	31.3	104t	1
1961	Billy Cannon	18	439	24.4	47	0
1962	Bobby Jancik	24	726	30.3	61	0
1963	Bobby Jancik	45	1,315	29.3	53	0
1964	Ode Burrell	17	449	26.4	93t	1
1965	Bobby Jancik	18	430	23.9	43	0
1966	Bobby Jancik	34	875	25.7	53	0
1967	Zeke Moore	14	405	28.9	92	1
1968	Zeke Moore	32	787	24.6	45	0
1969	Jerry LeVias	38	940	24.7	87	0
1970	Jerry LeVias	26	598	23.0	37	0
1971	Linzy Cole	32	834	26.1	45	0
1972	Willie Rodgers	17	335	19.7	31	0
1973	Bob Gresham	27	723	26.8	103t	1
1974	Billy Johnson	29	785	27.1	67	0
1975	Billy Johnson	33	798	24.2	81t	1
1976	Billy Johnson	26	579	22.2	53	0
1977	Billy Johnson	25	630	25.2	76t	1
1978	Johnnie Dirden	32	780	24.4	60	0
1979	Richard Ellender	24	514	21.4	35	0
1980	Carl Roaches	37	746	20.2	46	0
1981	Carl Roaches	28	769	27.5	96t	1
1982	Carl Roaches	21	441	21.0	45	0
1983	Steve Brown	31	795	25.6	93t	1
1984	Carl Roaches	30	679	22.6	49	0
1985	Willie Drewrey	26	642	24.7	52	0
1986	Willie Drewrey	25	500	20.0	32	0
	Allen Pinkett	26	519	20.0	48	0
1987	Curtis Duncan	28	546	19.5	62	0
1988	Leonard Harris	34	678	19.9	56	0
1989	Kenny Johnson	21	372	17.7	39	0
1990	Gerald McNeil	27	551	20.4	64	0
1991	Allen Pinkett	26	508	19.5	41	0
1992	Pat Coleman	14	290	20.7	28	0
1993	Willie Drewrey	15	293	19.5	34	0
1994	Todd McNair	23	481	20.9	44	0
1995	Mel Gray	53	1,183	22.3	54	0
1996	Mel Gray	50	1,224	24.5	88	0
1997	Derrick Mason	26	551	21.2	54	0
1998	Mike Archie	42	913	21.7	50	0
1999	Derrick Mason	41	805	19.6	41	0
2000	Derrick Mason	42	1,132	27.0	66	0
2001	Derrick Mason	34	748	22.0	101t	1
2002	John Simon	20	371	18.6	29	0
2003	Jake Schifino	35	703	20.1	39	0
2004	Jason McAddley	38	849	22.3	45	0
2005	Pacman Jones	43	1,127	26.2	85	0
2006	Bobby Wade	50	1,194	23.9	48	0
2007	Michael Griffin	18	422	23.4	48	0
2008	Chris Carr	35	984	28.1	52	0
2009	Kenny Britt	24	523	21.8	56	0
2010	Marc Mariani	60	1,530	25.5	98t	1
2011	Marc Mariani	32	748	23.4	49	0
2012	Darius Reynaud	53	1,240	23.4	105t	1

## PUNT RETURNS

Year	Player	No	Yds	Avg	Lg	TD
1960	Billy Cannon	4	96	24.0	51	0
1961	Billy Cannon	9	70	7.8	20	0
1962	Bobby Jancik	14	164	11.7	21	0
1963	Bobby Jancik	13	145	11.2	56	0
1964	Bobby Jancik	14	220	15.7	82t	1
1965	Bobby Jancik	12	85	7.1	25	0
1966	Ode Burrell	8	76	9.5	29	0
1967	Larry Carwell	9	154	17.1	54	0
1968	Sid Blanks	22	179	8.1	39	0
1969	Jerry LeVias	35	292	8.3	46	0
1970	Jerry LeVias	25	213	8.5	33	0
1971	Linzy Cole	14	107	7.6	31	0
1972	Ken Houston	25	148	5.9	33	0
1973	Jeff Severson	16	126	7.9	74	0
1974	Billy Johnson	30	409	13.6	49	0
1975	Billy Johnson	40	612	15.3	83t	3
1976	Billy Johnson	39	397	10.2	46	0
1977	Billy Johnson	35	539	15.4	87t	2
1978	Ronnie Coleman	16	142	8.9	32	0
1979	Richard Ellender	31	203	6.5	36	0
1980	Carl Roaches	47	384	8.2	68	0
1981	Carl Roaches	39	296	7.6	40	0
1982	Carl Roaches	19	104	5.5	25	0
1983	Carl Roaches	20	159	8.0	23	0
1984	Carl Roaches	26	152	5.8	18	0
1985	Willie Drewrey	24	215	9.0	23	0
1986	Willie Drewrey	25	262	7.7	25	0
1987	Kenny Johnson	24	196	8.2	26	0
1988	Kenny Johnson	30	170	5.7	16	0
1989	Kenny Johnson	19	122	6.4	19	0
1990	Gerald McNeil	30	172	5.7	26	0
1991	Pat Coleman	22	138	6.3	24	0
1992	Webster Slaughter	20	142	7.1	20	0
1993	Willie Drewrey	41	275	6.7	18	0
1994	Ernest Givins	37	210	5.7	78t	1
1995	Mel Gray	30	303	10.1	20	0
1996	Mel Gray	22	205	9.3	40	0
1997	Mel Gray	17	144	8.5	30	0
1998	Derrick Mason	31	228	7.4	25	0
1999	Derrick Mason	26	225	8.7	65t	1
2000	Derrick Mason	51	662	13.0	69t	1
2001	Derrick Mason	20	128	6.4	20	0
2002	John Simon	13	113	8.7	30	0
2003	Justin McCareins	29	330	11.4	58t	1
2004	Derrick Mason	24	93	3.9	13	0
2005	Pacman Jones	29	272	9.4	52t	1
2006	Pacman Jones	34	440	12.9	90t	3
2007	Chris Davis	31	293	9.5	39	0
2008	Chris Carr	32	323	10.1	44	0
2009	Alvin Pearman	11	112	10.2	18	0
2010	Marc Mariani	27	329	12.2	87t	1
2011	Marc Mariani	46	490	10.7	79t	1
2012	Darius Reynaud	31	410	13.2	81t	2

## YEAR-BY-YEAR LEADERS

## INTERCEPTIONS

Year	Player	No	Yds	Avg	Lg	TD
1960	Mark Johnston (CB)	4	42	10.5	33	0
	Dennit Morris (LB)	4	32	8.0	26	0
	Julian Spence (S)	4	5	1.3	5	0
1961	Jim Norton (S)	9	150	16.7	36	0
1962	Jim Norton (S)	8	75	9.4	36	0
1963	Fred Glick (S)	12	180	15.0	40	1
1964	Pete Jaquess (CB)	8	141	17.6	98t	1
1965	W.K. Hicks (CB)	9	156	17.3	31	0
1966	Jim Norton (S)	4	125	31.3	56	0
	Fred Glick (S)	4	47	11.8	41	0
1967	Miller Farr (CB)	10	264	26.4	67	3
1968	Ken Houston (S)	5	160	32.0	66t	2
1969	Miller Farr (CB)	6	48	8.0	35	0
1970	Zeke Moore (CB)	6	85	14.2	32	0
1971	Ken Houston (S)	9	220	24.4	48t	4
1972	Bob Atkins (S)	2	37	18.5	34	0
	John Charles (S)	2	6	3.0	6	0
1973	Guy Roberts (LB)	4	55	13.8	27	0
	Jeff Severson (S)	4	24	6.0	19	0
1974	Bob Atkins (S)	6	85	14.2	36	0
1975	Zeke Moore (CB)	5	137	27.4	74	0
1976	C.L. Whittington (S)	5	103	20.6	50	0
1977	Mike Reinfeldt (S)	5	78	15.6	30	0
1978	Willie Alexander (CB)	5	51	10.2	29	0
1979	Mike Reinfeldt (S)	12	205	17.1	39	0
1980	Jack Tatum (S)	7	100	14.3	35	0
1981	Greg Stemrick (CB)	3	94	31.3	38	0
	Carter Hartwig (DB)	3	78	26.0	36	0
1982	Robert Brazile (LB)	1	31	31.0	31	0
	Gregg Bingham (LB)	1	8	8.0	8	0
	Vernon Perry (S)	1	8	8.0	8	0
1983	Willie Tullis (DB)	5	65	13.0	44	0
1984	Willie Tullis (DB)	4	48	12.0	22	0
1985	Steve Brown (CB)	5	41	8.2	22	0
1986	Allen Lyday (S)	3	24	8.0	24	0
	Patrick Allen (CB)	3	20	6.7	18	0
1987	Keith Bostic (S)	6	-14	-2.3	7	0
1988	Jeff Donaldson (S)	4	29	7.3	23	0
1989	Steve Brown (CB)	5	54	10.8	41	0
1990	Richard Johnson (CB)	8	100	12.5	35	1
1991	Cris Dishman (CB)	6	61	10.2	43	0
1992	Jerry Gray (CB)	6	24	4.0	22	0
1993	Marcus Robertson (S)	7	137	19.6	69	0
1994	Darryll Lewis (CB)	5	57	11.4	20	0
1995	Darryll Lewis (CB)	6	145	24.2	98t	1
1996	Darryll Lewis (CB)	5	103	20.6	53	1
1997	Darryll Lewis (CB)	5	115	23.0	47t	1
	Marcus Robertson (S)	5	127	25.4	48	0
1998	Darryll Lewis (CB)	4	40	10.0	33	0
1999	Samari Rolle (CB)	4	65	16.3	30	0
2000	Samari Rolle (CB)	7	140	20.0	81t	1
2001	Andre Dyson (CB)	3	36	12.0	36	0
	Samari Rolle (CB)	3	3	1.0	3	0
2002	Lance Schulters (S)	6	56	9.3	28	0
2003	Samari Rolle (CB)	6	141	23.5	52	0
2004	Andre Dyson (CB)	6	135	22.5	44	0
2005	Reynaldo Hill (CB)	3	88	29.3	52t	1
2006	Chris Hope (S)	5	105	21.0	61t	1
2007	Keith Bulluck (LB)	5	63	12.6	35	0
2008	Michael Griffin (S)	7	172	24.6	83t	1
2009	Cortland Finnegan (CB)	5	194	38.8	80	1
2010	Michael Griffin (S)	4	50	12.5	28	0
2011	Michael Griffin (S)	2	0	0.0	0	0
	Jason McCourty (CB)	2	52	26.0	30	0
2012	Michael Griffin (S)	4	59	14.8	33	0
	Jason McCourty (CB)	4	29	7.3	28	0

## SACKS

Year	Player	Total
1960	Don Floyd (DE)	4
1961	Doug Cline (LB)	6
1962	Ed Husmann (DT)	10
1963	Ed Husmann (DT)	5
	Gary Cutsinger (DE)	5
1964	Ed Husmann (DT)	4
	Don Floyd (DE)	4
1965	Gary Cutsinger (DE)	7
1966	Gary Cutsinger (DE)	5
1967	George Rice (DT)	6
1968	Pat Holmes (DE)	6
1969	Elvin Bethea (DE)	14
1970	Elvin Bethea (DE)	9.5
1971	Elvin Bethea (DE)	13
1972	Mike Tilleman (DT)	12
1973	Elvin Bethea (DE)	17
1974	Ted Washington (LB)	11
1975	Curly Culp (DT)	11.5
1976	Elvin Bethea (DE)	14.5
1977	James Young (DE)	7.5
1978	Elvin Bethea (DE)	8
1979	Jesse Baker (DE)	15.5
1980	Mike Stensrud (DE)	7
1981	Jesse Baker (DE)	10
1982	Jesse Baker (DE)	7.5
1983	Jesse Baker (DE)	5.5
1984	Jesse Baker (DE)	11
1985	Jesse Baker (DE)	5.5
1986	Ray Childress (DE)	5
1987	Ray Childress (DE)	6
1988	Ray Childress (DE)	8.5
	William Fuller (DE)	8.5
1989	Ray Childress (DE)	8.5
1990	Sean Jones (DE)	12.5
1991	William Fuller (DE)	15
1992	Ray Childress (DE)	13
1993	Sean Jones (DE)	13
1994	Lamar Lathon (DE)	8.5
1995	Anthony Cook (DE)	4.5
	Henry Ford (DE)	4.5
1996	Anthony Cook (DE)	7.5
1997	Kenny Holmes (DE)	7
	Gary Walker (DT)	7
1998	Lonnie Marts (LB)	4
1999	Jevon Kearse (DE)	14.5
2000	Jevon Kearse (DE)	11.5
2001	Jevon Kearse (DE)	10.0
2002	Kevin Carter (DE)	10.0
2003	Jevon Kearse (DE)	9.5
2004	Kevin Carter (DE)	6.0
2005	Kyle Vanden Bosch (DE)	12.5
2006	Kyle Vanden Bosch (DE)	6.5
2007	Kyle Vanden Bosch (DE)	12
2008	Albert Haynesworth (DT)	8.5
2009	Jacob Ford (DE)	5.5
2010	Jason Babin (DE)	12.5
2011	Karl Klug (DT)	7.0
2012	Derrick Morgan (DE)	6.5

## YEAR-BY-YEAR LEADERS

### TACKLES (SINCE 1974)

Year	Player	Solo	Assist	Total
1974	Gregg Bingham (LB)	128	78	206
1975	Gregg Bingham (LB)	110	75	185
1976	Gregg Bingham (LB)	100	91	191
1977	Gregg Bingham (LB)	95	95	190
1978	Gregg Bingham (LB)	109	114	223
1979	Gregg Bingham (LB)	100	103	203
1980	Gregg Bingham (LB)	112	100	212
1981	Gregg Bingham (LB)	112	60	172
1982	Daryl Hunt (LB)	61	24	85
1983	Gregg Bingham (LB)	87	48	135
1984	Robert Abraham (LB)	106	92	198
1985	Avon Riley (LB)	80	67	147
1986	John Grimsley (LB)	112	87	199
1987	Al Smith (LB)	46	56	102
1988	John Grimsley (LB)	70	45	115
1989	John Grimsley (LB)	73	30	103
1990	Al Smith (LB)	78	26	104
1991	Al Smith (LB)	101	45	146
1992	Al Smith (LB)	70	52	122
1993	Al Smith (LB)	67	28	95
1994	Al Smith (LB)	97	45	142
1995	Blaine Bishop (S)	75	22	97
1996	Blaine Bishop (S)	73	36	100
1997	Barron Wortham (LB)	61	36	97
1998	Joe Bowden (LB)	88	57	145
1999	Blaine Bishop (S)	83	30	113
	Eddie Robinson (LB)	64	49	113
2000	Randall Godfrey (LB)	97	72	169
2001	Randall Godfrey (LB)	79	32	111
2002	Keith Bulluck (LB)	116	64	180
2003	Keith Bulluck (LB)	110	61	171
2004	Keith Bulluck (LB)	108	63	171
2005	Keith Bulluck (LB)	106	44	150
2006	Keith Bulluck (LB)	107	54	161
2007	David Thornton (LB)	97	43	140
2008	Keith Bulluck (LB)	83	37	120
2009	Stephen Tulloch (LB)	95	37	132
2010	Stephen Tulloch (LB)	121	48	169
2011	Jordan Babineaux (S)	81	36	117
2012	Akeem Ayers (LB)	79	31	110

## INDIVIDUAL RECORDS: SERVICE

### Number of Games Played in Regular Season

1960-77: 14 games

1978-81, 1983-86, 1988-present: 16 games

1982: 9 games

1987: 15 games

### Most Seasons

19	Bruce Matthews, 1983-2001
16	Elvin Bethea, 1968-83
13	Brad Hopkins, 1993-2005
12	Gregg Bingham, 1973-84
12	Mike Munchak, 1982-93
12	Craig Hentrich, 1998-09

### Most Seasons, Active

9	Eugene Amano, 2004-12
8	Michael Roos, 2005-12
8	David Stewart, 2005-12
8	Rob Bironas, 2005-12

### Most Games Played

296	Bruce Matthews, 1983-2001
210	Elvin Bethea, 1968-83
194	Brad Hopkins, 1993-2005

177 Craig Hentrich, 1998-2009

173 Gregg Bingham, 1973-84

160 Ray Childress, 1985-95

159 Mike Munchak, 1982-93

### Most Games Played, Active

128	Rob Bironas, 2005-12
127	Michael Roos, 2005-12
124	Eugene Amano, 2004-12

### Most Consecutive Games Played

232	Bruce Matthews, 1987-2001
147	Robert Brazile, 1975-84
146	Craig Hentrich, 1998-2007
135	Elvin Bethea, 1968-77
135	Keith Bulluck, 2000-09
134	Gregg Bingham, 1973-81
128	Rob Bironas, 2005-12
128	Eddie George, 1996-2003

### Most Consecutive Games Played, Active

128	Rob Bironas, 2005-12
96	Michael Griffin, 2007-12

### Most Consecutive Games Started

229	Bruce Matthews, 1987-2001
147	Robert Brazile, 1975-84
135	Elvin Bethea, 1968-77
134	Gregg Bingham, 1973-81
128	Eddie George, 1996-2003
127	Keith Bulluck, 2001-09

### Most Consecutive Games Started, Active

59	Michael Griffin, 2009-12
26	Derrick Morgan, 2011-12

## INDIVIDUAL RECORDS: SCORING

### Most Seasons Leading Team

9	Al Del Greco, 1992-2000
8	<b>Rob Bironas</b> , 2005-12
7	George Blanda, 1960-66
5	Tony Zendejas, 1985-90

### Most Consecutive Seasons Leading Team

9	Al Del Greco, 1992-2000
8	<b>Rob Bironas</b> , 2005-12
7	George Blanda, 1960-66
5	Tony Zendejas, 1985-89

## POINTS

#### Career

1,060	Al Del Greco, 1991-2000 (322 PAT, 246 FG)
916	<b>Rob Bironas</b> , 2005-12 (274 PAT, 214 FG)
598	George Blanda, 1960-66 (4 TD, 301 PAT, 91 FG)
548	Tony Zendejas, 1985-90 (197 PAT, 117 FG)
450	Eddie George, 1996-2003 (74 TD, 3 two-point)
438	Earl Campbell, 1978-84 (73 TD)

#### Season

136	Al Del Greco, 1998 (28 PAT, 36 FG)
133	<b>Rob Bironas</b> , 2007 (28 PAT, 35 FG)
131	Al Del Greco, 1996 (35 PAT, 32 FG)
127	<b>Rob Bironas</b> , 2008 (40 PAT, 29 FG)
126	Al Del Greco, 1993 (39 PAT, 29 FG)
123	Gary Anderson, 2003 (42 PAT, 27 FG)

### Most Seasons, 100 or More Points

8	Al Del Greco, 1992-93, 1995-2000
6	<b>Rob Bironas</b> , 2007-12
2	George Blanda, 1960-61
2	Tony Zendejas, 1988-89

#### Season, Rookie

92	Tony Zendejas, 1985 (29 PAT, 21 FG)
86	Roy Gerela, 1969 (29 PAT, 19 FG)
72	Bill Groman, 1960 (12 TD)

#### Game

30	Billy Cannon, @ N.Y. Titans, 12/10/61 (5 TD)
26	<b>Rob Bironas</b> , @ Hou., 10/21/07 (8 FG, 2 PAT)
26	George Blanda, vs. L.A. Chargers, 9/18/60 (3 TD, 5 PAT, 1 FG)

#### Game, Opponent

24	Art Powell, @ Oakland, 12/22/63
24	Corey Dillon, @ Cincinnati, 12/4/97
19	Horst Muhlmann, vs. Cincinnati, 12/17/72
18	16 times, last by Arian Foster, vs. Houston, 10/23/11

### Most Consecutive Games Scoring

67	Al Del Greco, 1994-00
46	<b>Rob Bironas</b> , 2006-08

## TOUCHDOWNS

#### Career

74	Eddie George, 1996-2003
73	Earl Campbell, 1978-84
51	Charlie Hennigan, 1960-66
48	<b>Chris Johnson</b> , 2008-12
	Kenny Burrough, 1971-81
	Ernest Givins, 1986-94

#### Season

19	Earl Campbell, 1979
18	Bill Groman, 1961

#### Game

5	Billy Cannon, @ N.Y. Titans, 12/10/61
---	---------------------------------------

#### Game, Opponent

4	Art Powell, @ Oakland, 12/22/63
4	Bob Hayes, @ Dallas, 12/20/70
4	Corey Dillon, @ Cincinnati, 12/4/97
3	15 times, last by Arian Foster, vs. Houston, 10/23/11

### Most Consecutive Games Scoring TD

8	Bill Groman, 1961
5	Hoyle Granger, 1967
5	Earl Campbell, 1979
5	Chris Sanders, 1995
5	<b>Kenny Britt</b> , 2010

## POINTS AFTER TOUCHDOWNS

#### Career

322	Al Del Greco, 1991-2000
301	George Blanda, 1960-66
274	<b>Rob Bironas</b> , 2005-12
197	Tony Zendejas, 1985-90
149	Toni Fritsch, 1977-81

#### Season

64	George Blanda, 1961
48	George Blanda, 1962
	Tony Zendejas, 1988

#### Game

8	George Blanda, vs. N.Y. Titans, 10/14/62
7	George Blanda, @ Denver, 11/5/61
7	George Blanda, vs. N.Y. Titans, 11/19/61
7	George Blanda, @ Oakland, 12/22/63
7	Teddy Garcia, vs. Cleveland, 12/9/90

### Most Made, Opponent, Game

8	Stephen Gostkowski, @ New England, 10/18/09
7	Mason Crosby, @ Green Bay, 12/23/12
7	Cotton Davidson, @ Oakland, 12/22/63
7	Horst Muhlmann, vs. Cincinnati, 12/17/72
7	Jim Breech, @ Cincinnati, 12/17/89
7	Sebastian Janikowski, @ Oakland, 9/29/02
7	Lawrence Tynes, vs. Kansas City, 12/13/04

### Most Consecutive PATs

244	<b>Rob Bironas</b> , 2006-12
229	Al Del Greco, 1993-2000
79	Gary Anderson, 2003-04
76	Al Del Greco, 1991-93
75	Skip Butler, 1972-76

### Most Two-Point Conversions, Career

3	Eddie George, 1996-2003
3	Haywood Jeffires, 1987-95
3	Steve McNair, 1995-2005

### Most Two-Point Conversions, Season

3	Haywood Jeffires, 1994
---	------------------------

### Most Two-Point Conversions, Game

1	26 times, last by <b>Kenny Britt</b> from <b>Matt Hasselbeck</b> vs. Chicago, 11/4/12 (pass)
---	--

### Most Two-Point Conversions, Opponent, Game

2	Charles Johnson @ Pittsburgh, 11/1/98 (pass, pass)
---	--

## FIELD GOALS

### Most Attempted, Career

295	Al Del Greco, 1991-2000
250	<b>Rob Bironas</b> , 2005-12
187	George Blanda, 1960-66
163	Tony Zendejas, 1985-90
121	Skip Butler, 1972-77

### Most Attempted, Season

40	Roy Gerela, 1969
39	Al Del Greco, 1998
39	<b>Rob Bironas</b> , 2007
38	Al Del Greco, 1996
37	Tony Zendejas, 1989
35	Al Del Greco, 1997

### Most Attempted, Game

8	<b>Rob Bironas</b> , @ Houston, 10/21/07
6	George Blanda, vs. N.Y. Titans, 10/9/60
6	George Blanda, vs. Denver, 9/14/63
6	Skip Butler, @ Cleveland, 10/12/75
6	Al Del Greco, vs. Atlanta, 12/5/93

### Most Attempted, Opponent, Game

7	Tom Dempsey, Philadelphia, 11/12/72
6	Roy Gerela, Pittsburgh, 12/9/73
6	Jim Breech, @ Cincinnati, 11/1/87
6	John Carney, @ San Diego, 9/19/93

### Most Made, Career

246	Al Del Greco, 1991-2000
214	<b>Rob Bironas</b> , 2005-12
117	Tony Zendejas, 1985-90
91	George Blanda, 1960-66
81	Toni Fritsch, 1977-81

### Most Made, Season

36	Al Del Greco, 1998
35	<b>Rob Bironas</b> , 2007
32	Al Del Greco, 1996
29	Al Del Greco, 1993
29	<b>Rob Bironas</b> , 2008
29	<b>Rob Bironas</b> , 2011

## INDIVIDUAL RECORDS: SCORING

**Most Made, Game**

* 8	<b>Rob Bironas</b> , @ Houston, 10/21/07
5	Al Del Greco, @ Philadelphia, 12/3/2000
5	Roy Gerela, vs. Miami, 9/28/69

\* Denotes NFL Record

**Most Made, Opponent, Game**

6	Tom Dempsey, vs. Philadelphia, 11/12/72
6	John Carney, @ San Diego, 9/19/93
5	Rian Lindell, @ Buffalo, 12/24/06
5	Mike Vanderjagt, vs. Indianapolis, 12/7/03
5	Steve Christie, vs. Buffalo, 9/18/94
5	Jim Breech, @ Cincinnati, 11/1/87

**Most Consecutive Field Goals Made**

20	Al Del Greco, 1998-99
20	<b>Rob Bironas</b> , 2007-08
20	<b>Rob Bironas</b> , 2010
20	<b>Rob Bironas</b> , 2011-12
19	<b>Rob Bironas</b> , 2007
18	Al Del Greco, 1995-96
14	Al Del Greco, 1999-2000
14	<b>Rob Bironas</b> , 2011
13	Al Del Greco, 1994-95

**Most Consecutive Games With Field Goal Made**

20	<b>Rob Bironas</b> , 2009-10
19	<b>Rob Bironas</b> , 2006-07
13	<b>Rob Bironas</b> , 2011-12

12	Al Del Greco, 1998
12	Gary Anderson, 2003
12	<b>Rob Bironas</b> , 2008
10	George Blanda, 1964-65
10	George Blanda, 1966

**Longest Field Goal**

60	<b>Rob Bironas</b> , vs. Indianapolis, 12/3/06
56	Al Del Greco, vs. San Francisco, 10/27/96
56	<b>Rob Bironas</b> , @ Denver, 11/19/07
55	<b>Rob Bironas</b> , vs. Denver, 10/3/10
55	George Blanda, vs. San Diego, 12/3/61
54	George Blanda, @ Oakland, 11/11/62
54	Skip Butler, @ Buffalo, 9/19/76
54	Al Del Greco, vs. Kansas City, 9/20/92

**Longest Field Goal, Opponent**

56	Jason Elam, Denver, 11/26/95
55	Chris Bahr, @ Cincinnati, 9/23/79
55	Matt Stover, Cleveland, 11/17/91
54	Jan Stenerud, Kansas City, 9/9/67
54	Gary Anderson, Pittsburgh, 12/8/91
54	Matt Bahr, @ N.Y. Giants, 12/21/91
54	Ryan Longwell, Green Bay, 12/16/01

**Highest Field Goal Percentage, Career (100 made)**

85.6	<b>Rob Bironas</b> , 2005-12, (214 of 250)
------	--

83.4	Al Del Greco, 1991-2000, (246 of 295)
------	---------------------------------------

**Season**

92.3	Al Del Greco, 1998 (36 of 39)
92.3	<b>Rob Bironas</b> , 2010 (24 of 26)
90.6	<b>Rob Bironas</b> , 2011 (29 of 32)
89.7	<b>Rob Bironas</b> , 2007 (35 of 39)
87.9	<b>Rob Bironas</b> , 2008 (29 of 33)
87.1	Gary Anderson, 2003 (27 of 31)
87.1	Al Del Greco, 1995 (27 of 31)
85.3	Al Del Greco, 1993 (29 of 34)
85.0	Florian Kempf, 1983 (17 of 20)

## SAFETIES

**Most Safeties, Career**

2	Elvin Bethea (1968-83)
2	James Young (1977-79)

**Most Safeties, Game**

1	39 times, last by team vs. Chicago (11/4/12), illegal use of hands penalty on Chicago in end zone
---	---

## INDIVIDUAL RECORDS: RUSHING

**Most Seasons Leading Team**

8	Eddie George, 1996-2003
6	Earl Campbell, 1978-84
5	<b>Chris Johnson</b> , 2008-12
4	Mike Rozier, 1985-90

**Most Consecutive Seasons Leading Team**

8	Eddie George, 1996-2003
6	Earl Campbell, 1978-83
5	<b>Chris Johnson</b> , 2008-12
4	Mike Rozier, 1985-88

## ATTEMPTS

**Career**

2,733	Eddie George, 1996-2003
1,979	Earl Campbell, 1978-84
1,463	<b>Chris Johnson</b> , 2008-12
1,000	Lorenzo White, 1988-94
910	Mike Rozier, 1985-90
908	Charles Tolar, 1960-66
773	Hoyle Granger, 1966-70, 72

**Season**

403	Eddie George, 2000
373	Earl Campbell, 1980
368	Earl Campbell, 1979
361	Earl Campbell, 1981

**Game**

39	Earl Campbell, vs. Seattle, 10/11/81
38	Earl Campbell, @ Kansas City, 10/12/80
37	Earl Campbell, vs. Cincinnati, 10/4/81

**Game, Opponent**

39	Corey Dillon, @ Cincinnati, 12/4/97
34	Rodney Hampton, N.Y. Giants, 11/21/94
32	Greg Pruitt, Cleveland, 12/3/81
32	Tony Collins, @ New England, 11/28/82

## YARDS GAINED

**Career**

10,009	Eddie George, 1996-2003
8,574	Earl Campbell, 1978-84
6,888	<b>Chris Johnson</b> , 2008-12
4,079	Lorenzo White, 1988-94
3,514	Hoyle Granger, 1966-70, 72
3,439	Steve McNair, 1995-05
3,426	Mike Rozier, 1985-90

**Season**

2,006	<b>Chris Johnson</b> , 2009
1,934	Earl Campbell, 1980

1,697	Earl Campbell, 1979
1,509	Eddie George, 2000
1,450	Earl Campbell, 1978

**Season, Rookie**

1,450	Earl Campbell, 1978
1,368	Eddie George, 1996
1,228	<b>Chris Johnson</b> , 2008
947	Rodney Thomas, 1995
756	Sid Blanks, 1964
652	Rob Carpenter, 1977

**Game**

228	<b>Chris Johnson</b> vs. Jacksonville, 11/1/09
216	Billy Cannon, @ N.Y. Titans, 12/10/61
216	Eddie George, vs. Oakland, 8/31/97
206	Earl Campbell, @ Chicago, 11/16/80

**Game, Opponent**

246	Corey Dillon, @ Cincinnati, 12/4/97
215	Eric Dickerson, @ L.A. Rams, 12/9/84
201	James Brooks, @ Cincinnati, 12/23/90

**Longest Run**

94	<b>Chris Johnson</b> , vs. N.Y. Jets, 12/17/12 (TD)
----	---

## INDIVIDUAL RECORDS: RUSHING

91	<b>Chris Johnson</b> , vs. Houston, 9/20/09 (TD)
91	Sid Blanks, vs. N.Y. Jets, 12/13/64 (TD)
89	<b>Chris Johnson</b> vs. Jacksonville, 11/1/09 (TD)
85	<b>Chris Johnson</b> vs. Arizona, 11/29/09 (TD)
83	<b>Chris Johnson</b> @ Buffalo, 10/21/12 (TD)
81	Earl Campbell, vs. Miami, 11/20/78 (TD)

**Longest Run, Opponent**

91	Wilbert Montgomery, @ Philadelphia, 12/19/82 (TD)
80	Donald Brown, @ Indianapolis, 12/18/11 (TD)
80	Corey Dillon at Cincinnati, 10/8/2000 (TD)
80	Wray Carlton, vs. Buffalo, 12/5/65 (TD)
79	Bill Mathis, @ N.Y. Jets, 11/21/65

**Most Seasons, 1,000 or More Yards**

7	Eddie George, 1996-2000, 2002-03
5	<b>Chris Johnson</b> , 2008-12
5	Earl Campbell, 1978-81, 1983
1	Eight players, last by LenDale White in 2007

**Most Consecutive Seasons, 1,000 or More Yards**

5	<b>Chris Johnson</b> , 2008-12
5	Eddie George, 1996-2000
4	Earl Campbell, 1978-81
2	Eddie George, 2002-03

**Most Games, 200 or More Yards, Season**

4	Earl Campbell, 1980
1	Three times, last by <b>Chris Johnson</b> , 2009

**Most Games, 100 or More Yards, Career**

39	Earl Campbell, 1978-84
36	Eddie George, 1996-03
33	<b>Chris Johnson</b> , 2008-12
11	Hoyle Granger, 1966-70, 1972
8	Mike Rozier, 1985-90

**Most Games, 100 or More Yards, Season**

12	<b>Chris Johnson</b> , 2009
11	Earl Campbell, 1979
10	Earl Campbell, 1980
8	<b>Chris Johnson</b> , 2010
8	Eddie George, 1997
7	Hoyle Granger, 1967
7	Earl Campbell, 1978, 1983

**Most Consecutive Games, 100 or More Yards**

12	<b>Chris Johnson</b> , 2009-10
7	Earl Campbell, 1979
6	Earl Campbell, 1980
5	Eddie George, 1998

## AVERAGE GAIN

**Career (Minimum 750 attempts)**

4.71	<b>Chris Johnson</b> (2008-12)
4.56	Hoyle Granger (1966-70, 1972)
4.33	Earl Campbell (1978-84)
4.08	Lorenzo White (1988-94)

**Season**

5.60	<b>Chris Johnson</b> , 2009
5.21	Sid Blanks, 1964
5.18	Earl Campbell, 1980
5.14	Gary Brown, 1993
5.05	Hoyle Granger, 1967

**Game**

68	George Blanda, @ Buffalo, 11/1/64
60	George Blanda, vs. Oakland, 11/7/65
60	Billy Volek, @ Oakland, 12/19/04

**Game, Opponent**

61	Colt McCoy, @Cleveland, 10/2/11
54	Matt Schaub, Houston, 12/19/10
54	Eric Zeier, @ Cleveland, 11/5/95
53	Mickey Slaughter, Denver, 12/20/64

## TOUCHDOWNS

**Career**

73	Earl Campbell, 1978-84
64	Eddie George, 1996-2003
44	<b>Chris Johnson</b> , 2008-12
36	Steve McNair, 1995-2005
29	Lorenzo White, 1988-94
27	Mike Rozier, 1985-90

**Season**

19	Earl Campbell, 1979
15	LenDale White, 2008
14	Eddie George, 2000
14	<b>Chris Johnson</b> , 2009

**Season, Rookie**

13	Earl Campbell, 1978
----	---------------------

**Game**

4	Earl Campbell, vs. Miami, 11/20/78
4	Lorenzo White, vs. Cleveland, 12/9/90

**Game, Opponent**

4	Corey Dillon, @ Cincinnati, 12/4/97
3	7 times, last by Marshall Faulk, @ Ind., 9/4/94

**Most Consecutive Games, Rushing Touchdown**

5	Earl Campbell, 1979
4	Earl Campbell, 1981
4	Alonzo Highsmith, 1989
4	Gary Brown, 1993
4	Eddie George, 2000
4	LenDale White, 2008
3	11 times, last by <b>Chris Johnson</b> , 2009-10

## INDIVIDUAL RECORDS: PASSING

**Most Seasons Leading Team**

10	Warren Moon, 1984-93
9	Dan Pastorini, 1971-79
8	Steve McNair, 1997-2003, 2005

**Most Consecutive Seasons Leading Team**

10	Warren Moon, 1984-93
9	Dan Pastorini, 1971-79
7	George Blanda, 1960-66
7	Steve McNair, 1997-2003

## ATTEMPTS

**Career**

4,546	Warren Moon, 1984-93
3,871	Steve McNair, 1995-2005
2,784	George Blanda, 1960-66
2,767	Dan Pastorini, 1971-79
1,190	Vince Young, 2006-10
1,081	Kerry Collins, 2006-10
824	Pete Beathard, 1967-69

739	Ken Stabler, 1980-81
-----	----------------------

**Season**

655	Warren Moon, 1991
584	Warren Moon, 1990
520	Warren Moon, 1993
518	<b>Matt Hasselbeck</b> , 2011
505	George Blanda, 1964
492	Steve McNair, 1998
492	Steve McNair, 2002

**Game**

68	George Blanda, @ Buffalo, 11/1/64
60	George Blanda, vs. Oakland, 11/7/65
60	Billy Volek, @ Oakland, 12/19/04

**Game, Opponent**

61	Colt McCoy, @Cleveland, 10/2/11
54	Matt Schaub, Houston, 12/19/10
54	Eric Zeier, @ Cleveland, 11/5/95
53	Mickey Slaughter, Denver, 12/20/64

53	Tommy Kramer, Minnesota, 12/21/80
----	-----------------------------------

53	Brian Sipe, @ Cleveland, 9/13/81
52	4 times, last by Bobby Hebert, vs. Atlanta, 12/5/93

## COMPLETIONS

**Career**

2,632	Warren Moon, 1984-93
2,305	Steve McNair, 1995-2005
1,426	Dan Pastorini, 1971-79
1,347	George Blanda, 1960-66
689	Vince Young, 2006-10
613	Kerry Collins, 2006-10
458	Ken Stabler, 1980-81

**Season**

404	Warren Moon, 1991
362	Warren Moon, 1990
319	<b>Matt Hasselbeck</b> , 2011

## INDIVIDUAL RECORDS: PASSING

303	Warren Moon, 1993
301	Steve McNair, 2002
293	Ken Stabler, 1980

**Game**

41	Warren Moon, vs. Dallas, 11/10/91
40	Billy Volek, @ Oakland, 12/19/04
39	Billy Volek, @ San Diego, 10/3/04
37	George Blanda, @ Buffalo, 11/1/64
36	Warren Moon, vs. Seattle, 11/7/93

**Game, Opponent**

40	Colt McCoy, @ Cleveland, 10/2/11
37	Peyton Manning, @ Indianapolis, 11/3/02
36	Tim Couch, Cleveland, 9/22/02
36	Peyton Manning, Indianapolis, 10/11/09
36	Drew Brees, New Orleans, 12/11/11
35	Matt Schaub, Houston, 12/19/10
35	Kyle Orton, Denver, 10/3/10
34	Mickey Slaughter, Denver, 12/20/64
33	Matthew Stafford, Detroit, 9/23/12
32	Carson Palmer, @ Cincinnati, 11/25/07

## COMPLETION PERCENTAGE

**Career (Minimum 1,500 attempts)**

59.5	Steve McNair, 1995-2005 (2,305 of 3,871)
57.9	Warren Moon, 1984-93 (2,632 of 4,546)
51.5	Dan Pastorini, 1971-79 (1,426 of 2,767)
48.4	George Blanda, 1960-66 (1,347 of 2,784)

**Season**

65.6	Cody Carlson, 1992 (149 of 227)
64.7	Warren Moon, 1992 (224 of 346)
64.5	Ken Stabler, 1980 (293 of 454)
63.2	Chris Chandler, 1995 (225 of 356)
62.6	Steve McNair, 2000 (248 of 396)
62.5	Steve McNair, 2003 (250 of 400)

**Game (Min. 15 attempts)**

93.8	Steve McNair, @ Pittsburgh, 9/28/03 (15 of 16)
88.5	Chris Chandler, @ Cincinnati, 9/24/95 (23 of 26)

## YARDS GAINED

**Career**

33,685	Warren Moon, 1984-93
27,141	Steve McNair, 1995-2005
19,149	George Blanda, 1960-66
16,846	Dan Pastorini, 1971-79
8,098	Vince Young, 2006-10
6,804	Kerry Collins, 2006-10
5,190	Ken Stabler, 1980-81
5,128	Pete Beathard, 1967-69

**Season**

4,690	Warren Moon, 1991
4,689	Warren Moon, 1990
3,631	Warren Moon, 1989
3,571	Matt Hasselbeck, 2011

3,489	Warren Moon, 1986
3,485	Warren Moon, 1993

**Game**

527	Warren Moon, @ Kansas City, 12/16/90
492	Billy Volek, @ Oakland, 12/19/04
464	George Blanda, @ Buffalo, 10/29/61

**Game, Opponent**

425	Peyton Manning, @ Indianapolis, 12/5/04
407	Tom Flores, @ Oakland, 12/22/63
406	Tony Romo, @ Dallas, 10/10/10
389	Jim McMahon, @ San Diego, 9/17/89
387	Boomer Esiason, @ Cincinnati, 11/1/87
386	Eli Manning, @ N.Y. Giants, 9/26/10

**Most Seasons, 3,000 or More Passing Yards**

6	Warren Moon, 1984-93
5	Steve McNair, 1998, 2001-2003
3	George Blanda, 1960-66

**Most Games, 400 or More Passing Yards, Career**

4	Warren Moon, 1984-93
2	Billy Volek, 2000-06
2	George Blanda, 1960-66
1	Jacky Lee, 1960-63; 1966-67
1	Steve McNair, 1995-2005

**Most Games, 400 or More Passing Yards, Season**

2	Billy Volek, 2004
2	George Blanda, 1961
2	Warren Moon, 1991

**Most Games, 300 or More Passing Yards, Career**

38	Warren Moon, 1984-93
15	George Blanda, 1960-66

**Most Games, 300 or More Passing Yards, Season**

9	Warren Moon, 1990
6	Warren Moon, 1991

**Most Consecutive Games, 300 or More Passing Yards**

4	Warren Moon, 1990
3	George Blanda, 1964
3	Warren Moon, 1985
3	Warren Moon, 1991

**Longest Pass Completion (All TDs)**

98	Jacky Lee (to Willard Dewveall), vs. S.D., 11/25/62
95	George Blanda (to Dick Compton), vs. Buffalo, 12/5/65
92	Jacky Lee (to Bill Groman), vs. Denver, 11/20/60

**Longest Pass Completion, Opponent (All TDs)**

94	Jack Kemp (to Glenn Bass), Buffalo, 10/11/64
90	John McCormick (to Bob Scarpitto), @ Den 10/17/65

## TOUCHDOWNS

**Career**

196	Warren Moon, 1984-93
165	George Blanda, 1960-66
156	Steve McNair, 1995-2005
96	Dan Pastorini, 1971-79

**Season**

36	George Blanda, 1961
33	Warren Moon, 1990
27	George Blanda, 1962
24	Steve McNair, 2003
24	George Blanda, 1963
24	George Blanda, 1960

**Game**

7*	George Blanda, vs. N.Y. Titans, 11/19/61
6	George Blanda, vs. N.Y. Titans, 10/14/62
5	Steve McNair, vs. Jacksonville, 12/26/99
5	Warren Moon, at Cincinnati, 10/11/92
5	Warren Moon, at Cleveland, 11/18/90
5	Warren Moon, vs. Cincinnati, 10/14/90

\* Tied for NFL record

**Game, Opponent**

6	Tom Flores, @ Oakland, 12/22/63
6	Tom Brady, @ New England, 10/18/09
5	Joe Namath, @ N.Y. Jets, 9/18/66
5	Craig Morton, @ Dallas, 12/20/70
5	Jim Kelly, Buffalo, 9/24/89
5	Kerry Collins, @ Oakland, 12/19/04
5	Ben Roethlisberger, @ Pittsburgh, 10/9/11
4	9 times, last by Peyton Manning, vs. Indianapolis, 10/2/05

**Most Consecutive Games, Touchdown Pass**

23	Steve McNair, 2001-2002
21	Warren Moon, 1990-91
17	Warren Moon, 1992-93
14	George Blanda, 1964-65

## HAD INTERCEPTED

**Career**

189	George Blanda, 1960-66
166	Warren Moon, 1984-93
139	Dan Pastorini, 1971-79

**Season**

42	George Blanda, 1962
28	Ken Stabler, 1980
26	Warren Moon, 1986

**Game**

6	George Blanda, @ Buffalo, 9/9/62
6	George Blanda, vs. Denver, 11/14/65



## INDIVIDUAL RECORDS: PASSING

### Game, Opponent

6	Joe Namath, @ N.Y. Jets, 10/15/67
6	Bobby Hebert, Atlanta, 12/5/93
5	Rick Norton, @ Miami, 11/23/69
5	Keith Null, St. Louis, 12/13/09
4	8 times, last by Mark Sanchez, N.Y. Jets, 12/17/12

### Most Consecutive Passes Attempted, No INT's

161	Kerry Collins, 2008
154	Billy Joe Tolliver, 1994

### Most Attempts, No Interceptions, Game

56	Warren Moon, vs. Dallas, 11/10/91
----	-----------------------------------

## PASSER RATING

### Career (minimum 1,500 attempts)

83.3	Steve McNair, 1995-05
80.4	Warren Moon, 1984-93
62.5	George Blanda, 1960-66
61.0	Dan Pastorini, 1971-79

### Season (minimum 14 att. per team game)

100.4	Steve McNair, 2003
-------	--------------------

96.8	Warren Moon, 1990
91.3	George Blanda, 1961
90.2	Steve McNair, 2001

### Game (minimum 20 attempts)

158.3	Chris Chandler, @ Cincinnati, 9/24/95
146.8	Steve McNair, vs. Houston, 10/12/03
146.1	Warren Moon, @ Cleveland, 11/18/90
145.1	Warren Moon, vs. Buffalo, 11/26/90
143.1	Chris Chandler, vs. Denver, 11/26/95

## INDIVIDUAL RECORDS: PASS RECEIVING

### RECEPTIONS

#### Most Seasons Leading Team

7	Ken Burrough, 1971-81
5	Haywood Jeffires, 1987-95
5	Frank Wycheck, 1996-2000

#### Most Consecutive Seasons Leading Team

6	Ken Burrough, 1974-79
5	Frank Wycheck, 1996-2000
4	Charlie Hennigan, 1961-64
4	Derrick Mason, 2001-04
3	Alvin Reed, 1968-70

#### Career

542	Ernest Givins, 1986-94
515	Haywood Jeffires, 1987-95
482	Frank Wycheck, 1995-2002
480	Drew Hill, 1985-91
453	Derrick Mason, 1997-2004
410	Charlie Hennigan, 1960-66
408	Ken Burrough, 1971-81

#### Season

101	Charlie Hennigan, 1964
100	Haywood Jeffires, 1991
96	Derrick Mason, 2004
95	Derrick Mason, 2003
90	Drew Hill, 1991
90	Haywood Jeffires, 1992

#### Game

13	Charlie Hennigan, @ Boston, 10/13/61
13	Haywood Jeffires, @ N.Y. Jets, 10/13/91
13	Drew Bennett, @ Oakland, 12/19/04
12	Sid Blanks, @ San Diego, 9/12/64
12	Charlie Hennigan, @ Buffalo, 11/1/64
12	Charlie Hennigan, vs. Boston, 11/29/64
12	Derrick Mason, vs. Baltimore, 11/12/01
12	Derrick Mason, @ NYG, 12/1/02
12	Derrick Mason, @ San Diego, 10/3/04
12	Drew Bennett, vs. KC, 12/13/04

#### Game, Opponent

12	Cris Carter, @ Minnesota, 10/8/95
----	-----------------------------------

12	Brian Westbrook, @ Philadelphia, 11/19/06
12	Chad Johnson, @ Cincinnati, 11/25/07
12	Reggie Wayne, @ Indianapolis, 12/30/07
11	Don Maynard, N.Y. Titans, 10/9/60
11	Robert Scarpitto, Denver, 12/20/64
11	Carl Pickens, @ Cincinnati, 11/13/94
11	Marvin Harrison, @ Indianapolis, 11/3/02
11	Andre Johnson, @ Houston, 12/14/08
11	Brandon Lloyd, Denver, 10/3/10

### Most Consecutive Games, Pass Reception

99	Frank Wycheck, 1996-2002
82	Ernest Givins, 1988-93
76	Drew Hill, 1986-91
64	Nate Washington, 2009-12
53	Haywood Jeffires, 1990-93
52	Ken Burrough, 1973-77

### Most Seasons, 50 or More Pass Receptions

8	Ernest Givins, 1986-93
6	Drew Hill, 1985-86, 1988-91
6	Haywood Jeffires, 1990-95
6	Frank Wycheck, 1996-2001
5	Charlie Hennigan, 1961-64
5	Derrick Mason, 2000-04
3	Curtis Duncan, 1990-92

## YARDS

#### Career

7,935	Ernest Givins, 1986-94
7,477	Drew Hill, 1985-91
6,907	Ken Burrough, 1971-81
6,823	Charlie Hennigan, 1960-66
6,119	Haywood Jeffires, 1987-95

#### Season

1,746	Charlie Hennigan, 1961
1,561	Charlie Hennigan, 1964

#### Game

272	Charlie Hennigan, @ Boston, 10/13/61
245	Haywood Jeffires, @ Kansas City, 12/16/90
233	Drew Bennett, vs. Kansas City, 12/13/04

232	Charlie Hennigan, @ Buffalo, 10/29/61
225	Kenny Britt, vs. Philadelphia, 10/24/10
210	Drew Hill, @ Indianapolis, 12/22/85

### Game, Opponent

247	Art Powell, @ Oakland, 12/22/63
212	Don Maynard, @ N.Y. Jets, 10/20/69
210	Bake Turner, N.Y. Jets, 11/10/63

### Longest Pass Reception (All TDs)

98	Willard Dewveall, vs. San Diego, 11/25/62
95	Dick Compton, vs. Buffalo, 12/5/65
92	Bill Groman, vs. Denver, 11/20/60

### Longest Pass Reception, Opponent (All TDs)

94	Glenn Bass, Buffalo, 10/11/64
90	Bob Scarpitto, @ Denver 10/17/65
86	Warrick Dunn, @ Atlanta, 11/23/03

### Most Seasons, 1,000 or More Yds. Pass Receiving, Career

4	Derrick Mason, 2001-04
3	Charlie Hennigan, 1960-66
3	Drew Hill, 1985-91

### Most Cons. Seasons, 1,000 or More Yds. Pass Rec., Career

4	Derrick Mason, 2001-04
2	Charlie Hennigan, 1963-64
2	Tim Smith, 1983-84

### Most Games, 100 or More Yards Pass Receiving, Career

26	Charlie Hennigan, 1960-66
24	Drew Hill, 1985-91
18	Ernest Givins, 1986-94

### Most Games, 100 or More Yards Pass Receiving, Season

9	Charlie Hennigan, 1964
---	------------------------

## TOUCHDOWNS

#### Career

51	Charlie Hennigan, 1960-66
47	Ken Burrough, 1971-81
47	Drew Hill, 1985-91
47	Haywood Jeffires, 1987-95

## INDIVIDUAL RECORDS: PASS RECEIVING

46	Ernest Givins, 1986-94
<b>Season</b>	
17	Bill Groman, 1961
12	Bill Groman, 1960
12	Charlie Hennigan, 1961
12	Charles Frazier, 1966
<b>Game</b>	
3	17 times, last by <b>Kenny Britt</b> , vs. Philadelphia, 10/24/10
<b>Game, Opponent</b>	
4	Art Powell, @ Oakland, 12/22/63
4	Bob Hayes, @ Dallas, 12/20/70
3	9 times, last by Dante Rosario, @ San Diego, 9/16/12
<b>Most Consecutive Games Catching TD Pass</b>	
8	Bill Groman, 1961
5	Chris Sanders, 1995
5	<b>Kenny Britt</b> , 2010
4	Bill Groman, 1960
4	Charlie Hennigan, 1961

4	Dave Casper, 1982
4	Willie Davis, 1996
4	Kevin Dyson, 2001
4	Justin McCareins, 2003
4	<b>Kenny Britt</b> , 2010-11

21.3	Charlie Hennigan, 1961
20.5	Bill Groman, 1960
20.2	Drew Hill, 1987
20.1	Ken Burrough, 1975
19.8	Charley Frazier, 1966

### RECEIVING AVERAGE

<b>Career (minimum 200 receptions)</b>	
16.9	Ken Burrough, 1971-81
16.6	Charlie Hennigan, 1960-66
15.6	Drew Hill, 1985-91
15.1	Tim Smith, 1980-86
14.8	Drew Bennett, 2001-06
14.6	Ernest Givins, 1986-94
<b>14.5</b>	<b>Nate Washington, 2009-12</b>
13.5	Derrick Mason, 1997-04
<b>Season (minimum 32 receptions per 16 games)</b>	
23.5	Chris Sanders, 1995
23.5	Bill Groman, 1961
22.0	Charlie Joiner, 1971

### Game (minimum 3 receptions)

60.7	Bill Groman, vs. Den, 11/20/60 (3 rec.)
46.3	Willard Dewveall, at SD, 11/25/62 (3 rec.)
44.7	Bill Groman, vs. Den, 11/05/61 (3 rec.)
42.0	Ernest Givins, at Cle, 11/22/87 (3 rec.)
41.3	Drew Bennett, at Ind, 12/05/04 (3 rec.)
40.7	Derrick Mason, vs. Cle, 12/02/01 (3 rec.)
40.0	Butch Woolfolk, vs. Mia, 09/08/85 (3 rec.)

## INDIVIDUAL RECORDS: PUNTING

### PUNTS

<b>Career</b>	
861	Craig Hentrich, 1998-09
519	Jim Norton, 1960-68
429	Cliff Parsley, 1977-82
316	Dan Pastorini, 1971-79
310	Greg Montgomery, 1988-93
<b>Season</b>	
96	Rich Camarillo, 1994
93	Cliff Parsley, 1979
91	Cliff Parsley, 1978
<b>Game</b>	
11	Rich Camarillo, vs. Pittsburgh, 11/6/94
11	Rich Camarillo, @ Pittsburgh, 12/3/95
10	9 times, last by <b>Brett Kern</b> , vs. N.Y. Jets, 12/17/12
<b>Game, Opponent</b>	
11	Wayne Crow, @ Oakland, 9/11/60
11	Bob Parsons, Chicago, 11/6/77
11	Mark Royals, Pittsburgh, 11/6/94
10	7 times, last by Donnie Jones, Houston, 12/2/12
<b>Longest Punt</b>	
79	Jim Norton, vs. Kansas City, 11/22/64
78	Craig Hentrich, @ Pittsburgh, 1/2/2000
77	Greg Montgomery, @ San Diego, 9/19/93
75	Craig Hentrich, vs. Indianapolis, 10/27/08
<b>Longest Punt, Opponent</b>	
78	Paul Maguire, @Buffalo, 9/21/69
78	Marv Bateman, @Buffalo, 9/19/76
74	Chris Hanson, Jacksonville, 11/20/05

### AVERAGE GROSS YARDS

<b>Career (minimum 250 attempts)</b>	
44.7	<b>Brett Kern</b> , 2009-12
43.6	Greg Montgomery, 1988-93
42.9	Craig Hentrich, 1998-2009
42.1	Jim Norton, 1960-68
<b>Season</b>	
47.6	<b>Brett Kern</b> , 2012
47.2	Craig Hentrich, 1998
46.9	Greg Montgomery, 1992
45.6	Greg Montgomery, 1993
45.0	Greg Montgomery, 1990
44.4	Reggie Roby, 1996
<b>Game (4 punts)</b>	
59.2	Greg Montgomery, vs. Buffalo, 12/27/92
57.6	Greg Montgomery @San Diego, 9/19/93
57.5	Craig Hentrich vs. Jacksonville, 11/4/01
55.3	Craig Hentrich vs. Pittsburgh, 11/15/98
53.5	<b>Brett Kern</b> at Seattle, 1/3/10
<b>Game, Opponent (4 punts)</b>	
58.3	Rohn Stark, @ Indianapolis, 9/13/92
55.4	Brad Maynard, vs. N.Y. Giants, 10/1/00
55.3	Dave Jennings, @ N.Y. Giants, 12/5/82
55.1	Paul Maguire, @ Buffalo, 9/21/69
55.0	Lee Johnson, vs. Cincinnati, 10/24/93
<b>AVERAGE NET YARDS (SINCE 1976)</b>	
<b>Career (minimum 250 attempts)</b>	
39.8	<b>Brett Kern</b> , 2009-12
37.2	Craig Hentrich, 1998-09

36.6	Greg Montgomery, 1988-93
32.3	Cliff Parsley, 1977-82

### Season (minimum 40 attempts per 16 games)

40.4	<b>Brett Kern</b> , 2012
39.4	<b>Brett Kern</b> , 2011
39.2	Craig Hentrich, 1998
39.1	Greg Montgomery, 1993
39.1	<b>Brett Kern</b> , 2010
38.1	Craig Hentrich, 1999
38.0	Craig Hentrich, 2004
38.0	Reggie Roby, 1996

### Game (minimum 4 punts)

49.8	Greg Montgomery vs. San Diego, 9/19/93
49.4	Greg Montgomery vs. Buffalo, 12/27/92
49.0	<b>Brett Kern</b> at Jacksonville, 11/25/12
48.6	<b>Brett Kern</b> at San Diego, 9/16/12
48.5	Craig Hentrich vs. Jacksonville, 11/4/01
48.0	<b>Brett Kern</b> at Miami, 11/11/12
46.5	<b>Brett Kern</b> at Seattle, 1/3/10
46.3	Craig Hentrich vs. Houston, 9/20/09
45.8	<b>Brett Kern</b> at Houston, 1/1/12
45.8	<b>Brett Kern</b> at Buffalo, 12/4/11

### Game, Opponent (minimum 4 punts)

59.5	Rohn Stark, @ Indianapolis, 9/13/92
49.8	Pat McAfee, @ Indianapolis, 12/9/12
49.5	Shane Lechler, vs. Oakland, 9/12/10
49.3	Josh Miller, vs. Pittsburgh, 11/21/99
48.0	Ben Graham, vs. Arizona, 11/29/09
48.0	Brian Hansen, vs. N.Y. Jets, 12/24/94
47.0	Bryan Anger, @ Jacksonville, 11/25/12
46.8	Bryan Barker, vs. Jacksonville, 11/2/97

## INDIVIDUAL RECORDS: PUNT RETURNS

### Most Seasons Leading Team

5	Carl Roaches, 1980-84
5	Derrick Mason, 1998-2001, 2004
4	Billy Johnson, 1974-80
4	Bobby Jancik, 1962-67

### Most Consecutive Seasons Leading Team

5	Carl Roaches, 1980-84
4	Billy Johnson, 1974-80
4	Bobby Jancik, 1962-67
4	Derrick Mason, 1998-2001

## PUNT RETURNS

### Career

182	Derrick Mason, 1997-2004
155	Billy Johnson, 1974-80
151	Carl Roaches, 1980-84
104	Willie Drewrey, 1985-88, 1993

### Season

51	Derrick Mason, 2000
47	Carl Roaches, 1980
46	<b>Marc Mariani</b> , 2011
41	Willie Drewrey, 1993
40	Billy Johnson, 1975
39	Carl Roaches, 1981
38	Billy Johnson, 1976

### Game

8	Pacman Jones, @ Miami, 12/24/05
7	Billy Johnson, vs. Tampa Bay, 9/12/76
7	Willie Drewrey, vs. Indianapolis, 11/23/86

### Game, Opponent

7	Mike Fuller, San Diego, 12/17/78
7	Ron Fellows, Dallas, 12/13/82
7	Eric Metcalf, Cleveland, 11/8/92
6	4 times, last by Rick Upchurch, Den., 12/4/77

## YARDS GAINED

### Career

2,040	Billy Johnson, 1974-80
1,590	Derrick Mason, 1997-2004
1,095	Carl Roaches, 1980-84
819	<b>Marc Mariani</b> , 2010-11
771	Willie Drewrey, 1985-88, 1993

### Season

662	Derrick Mason, 2000
612	Billy Johnson, 1975
539	Billy Johnson, 1977

### Game

160	<b>Darius Reynaud</b> , vs. Jacksonville, 12/30/12
127	Billy Johnson, vs. Cincinnati, 10/5/75
117	Derrick Mason, vs. Cleveland, 11/19/2000
113	Billy Johnson, @ San Francisco, 12/7/75
110	Billy Johnson, vs. Cleveland, 10/16/77
104	Billy Johnson, @ Cleveland, 9/22/74
104	Carl Roaches, @ Cincinnati, 9/28/80
103	Billy Johnson, vs. N.Y. Jets, 9/18/77
103	<b>Marc Mariani</b> , @ Carolina, 11/13/11
101	Pacman Jones, vs. New England, 12/31/06

### Game, Opponent

161	Pete Athas, New Orleans, 10/3/76
133	Bruce Taylor, San Francisco, 11/15/70
126	Billy Johnson, Boston, 11/5/67
105	Dennis Northcutt, Cleveland, 9/22/02
102	R.W. McQuarters, Chicago, 11/14/04
100	Jon Stagers, Green Bay, 11/19/72

### Longest Punt Return (All TDs)

90	Pacman Jones, @ Philadelphia, 11/19/06
----	--

87	Billy Johnson, vs. Cleveland, 10/16/77
87	<b>Marc Mariani</b> , vs. Washington, 11/21/10
83	Billy Johnson, vs. Miami, 11/16/75

### Longest Return, Opponent (All TDs)

93	Bill Baird, N.Y. Jets, 11/10/63
85	Jon Stagers, Green Bay, 11/19/72
83	Phillip Buchanan, @ Oakland, 9/29/02
82	Keith Moody, Buffalo, 10/15/78
82	Corey Sawyer, Cincinnati, 9/25/94

## YARDAGE AVERAGE

### Career

13.2	Billy Johnson, 1974-80
------	------------------------

### Season

15.4	Billy Johnson, 1977
------	---------------------

## TOUCHDOWNS

### Career

5	Billy Johnson, 1974-80
4	Pacman Jones, 2005-06

### Season

3	Billy Johnson, 1975
3	Pacman Jones, 2006

### Game

2	<b>Darius Reynaud</b> , vs. Jacksonville (69 and 81 yards), 12/30/12
1	19 times, last by <b>Tommie Campbell</b> (65 yds), vs. Detroit, 9/23/12

### Game, Opponent

1	12 times, last by Glenn Martinez (80 yds), @ Denver, 11/19/07
---	---

## INDIVIDUAL RECORDS: KICKOFF RETURNS

## KICKOFF RETURNS

### Most Seasons Leading Team

4	Billy Jancik, 1962-67
4	Billy Johnson, 1974-80
4	Carl Roaches, 1980-84

### Most Consecutive Seasons Leading Team

4	Billy Johnson, 1974-77
---	------------------------

### Career

158	Bobby Jancik, 1962-67
156	Derrick Mason, 1997-2004
150	Carl Roaches, 1980-84
121	Billy Johnson, 1974-80
111	Mel Gray, 1995-97

### Season

60	<b>Marc Mariani</b> , 2010
53	<b>Darius Reynaud</b> , 2012

53	Mel Gray, 1995
50	Mel Gray, 1996
50	Bobby Wade, 2006
45	Bobby Jancik, 1963
43	Pacman Jones, 2005
42	Mike Archie, 1998
42	Derrick Mason, 2000

### Game

8	Bobby Jancik, vs. Boston, 12/8/63
8	Bobby Jancik, @ Oakland, 12/22/63
8	Jason McAddley, vs. Denver, 12/25/04

### Game, Opponent

8	Brian Baschnagel, Chicago, 11/6/77
8	Antonio Chatman, @ Green Bay, 12/12/04
7	Bo Roberson, @ Oakland, 12/22/63
7	Glyn Milburn, Denver, 11/26/95

7	David Dunn, @ Cincinnati, 9/24/95
7	Aveion Cason, @ Detroit, 11/27/08
7	Deji Karim, @ Jacksonville, 10/18/10

## YARDS GAINED

### Career

4,185	Bobby Jancik, 1962-67
3,496	Derrick Mason, 1997-2004
3,276	Carl Roaches, 1980-84
2,902	Billy Johnson, 1974-80
2,592	Mel Gray, 1995-97

### Season

1,530	<b>Marc Mariani</b> , 2010
1,317	Bobby Jancik, 1963
1,240	<b>Darius Reynaud</b> , 2012
1,224	Mel Gray, 1996
1,194	Bobby Wade, 2006

## INDIVIDUAL RECORDS: KICKOFF RETURNS

1,183 Mel Gray, 1995  
 1,132 Derrick Mason, 2000  
 1,127 Pacman Jones, 2005

### Game

240 Bobby Jancik, @ Oakland, 12/22/63  
 221 Bobby Jancik, vs. Boston, 12/8/63

### Game, Opponent

185 Brian Baschnagel, Chicago, 11/6/77  
 178 Glyn Milburn, Denver, 11/26/95  
 168 Deji Karim, @ Jacksonville, 10/18/10  
 167 LaRod Stephens-Howling, Arizona, 11/29/09

### Longest Kickoff Return (All TDs)

105 **Darius Reynaud**, vs. Detroit, 9/23/12  
 104 Ken Hall, @ N.Y. Titans, 10/23/60  
 103 Bob Gresham, @ Cincinnati, 9/23/73  
 101 Derrick Mason, @ Cincinnati, 11/18/01  
 100 **Marc Mariani** (16 yards) & **Tommie Campbell** (84 yards), vs. Tampa Bay, 11/27/11

98 **Marc Mariani**, vs. Denver, 10/3/10  
 97 Carl Roaches, vs. Pittsburgh, 9/18/83  
 96 Carl Roaches, vs. Cincinnati, 10/4/81

### Longest Kickoff Return, Opponent (All TDs)

101 Eric Metcalf, Cleveland, 12/9/90  
 100 Art Baker, @ Buffalo, 9/9/62  
 100 Goldie Sellers, @ Denver, 10/2/66  
 99 Tremain Mack, @ Cincinnati, 11/14/99  
 99 LaRod Stephens-Howling, Arizona, 11/29/09  
 98 Alvis Whitted, Jacksonville, 12/26/99  
 97 Marc Logan, Miami, 10/1/89

## AVERAGE YARDAGE

### Career (75 returns)

26.5 Bobby Jancik, 1962-67  
 24.8 **Marc Mariani**, 2010-11  
 24.0 Billy Johnson, 1974-80  
 23.4 Mel Gray, 1995-97  
 22.4 Derrick Mason, 1997-2004  
 21.8 Carl Roaches, 1980-84

### Season

31.3 Ken Hall, 1960  
 30.3 Bobby Jancik, 1962

## TOUCHDOWNS

### Career

2 Billy Johnson, 1974-80  
 2 Carl Roaches, 1980-84

### Season

1 16 times, last by **Darius Reynaud**, 2012

### Game

1 16 times, last by **Darius Reynaud**, vs. Detroit, 9/23/12

### Game, Opponent

1 11 times, last by Brad Smith, @ Buffalo, 10/21/12

## INDIVIDUAL RECORDS: COMBINED YARDS

**Combined Yards = Rushing + Receiving + Interception Returns + Kickoff Returns + Punt Returns + Fumble Returns**

### Career

12,153 Eddie George, 1996-03 (10,009 rushing, 2,144 receiving)  
 11,202 Derrick Mason, 1997-2004 (6,114 rec., 3,496 KO returns, 1,590 PR, 2 rushing)  
 9,292 Earl Campbell, 1978-84 (8,574 rushing, 718 receiving)  
 8,704 Ernest Givins, 1986-94 (7,935 receiving, 397 PR, 345 rushing, 27 KO returns)  
 8,563 **Chris Johnson**, 2008-2012 (6,888 rushing, 1,658 receiving, 17 KO returns)

7,500 Drew Hill, 1985-91 (1 rushing, 7,477 receiving, 22 KO returns)  
 7,421 Ken Burrough, 1971-81 (6,907 receiving, 455 KO returns, 59 rushing)

### Season

2,690 Derrick Mason, 2000 (1 rushing, 895 receiving, 1,132 kickoff returns, 662 punt returns)  
 2,509 **Chris Johnson**, 2009 (2,006 rushing, 503 receiving)  
 2,043 Billy Cannon, 1961, (948 rushing, 586 receiving, 70 punt returns, 439 kickoff returns)  
 2,004 Derrick Mason, 2001, (1,128 receiving, 748 kick returns, 128 punt returns)

1,981 Earl Campbell, 1980, (1,934 rushing, 47 rec. )  
 1,962 Eddie George, 2000 (1,509 rushing, 453 rec.)

### Game

373 Billy Cannon, @ N.Y. Titans, 12/10/61

## INDIVIDUAL RECORDS: YARDS FROM SCRIMMAGE

**Scrimmage Yards = Rushing + Receiving**

### Career

12,153 Eddie George, 1996-2003 (10,009 rushing, 2,144 receiving)  
 9,292 Earl Campbell, 1978-1984 (8,574 rushing, 718 receiving)  
 8,546 **Chris Johnson**, 2008-2012 (6,888 rushing, 1,658 receiving)  
 8,280 Ernest Givins, 1986-1994 (345 rushing, 7,935 receiving)  
 7,478 Drew Hill, 1985-1991 (1 rushing, 7,477 receiving)

### Season

\*2,509 **Chris Johnson**, 2009 (2,006 rushing, 503 receiving)  
 1,981 Earl Campbell, 1980 (1,934 rushing, 47 receiving)  
 1,962 Eddie George, 2000 (1,509 rushing, 453 receiving)  
 \* Denotes NFL Record

### Game

330 Billy Cannon, @ N.Y. Titans, 12/10/61

284 **Chris Johnson**, vs. Houston, 9/20/09  
 249 Eddie George, vs. Oakland, 12/9/99

## INDIVIDUAL RECORDS: INTERCEPTIONS

### Most Seasons Leading Team

5	Darryll Lewis, 1991-98
4	Samari Rolle, 1998-04
4	<b>Michael Griffin</b> , 2008, 2010-12
3	Jim Norton, 1960-68

### Most Consecutive Seasons Leading Team

5	Darryll Lewis, 1994-98
---	------------------------

### Career

45	Jim Norton, 1960-68
31	Cris Dishman, 1988-96
30	Freddy Glick, 1961-66
27	Tony Banfield, 1960-65
27	W.K. Hicks, 1964-69
27	Darryll Lewis, 1991-98
26	Mike Reinfeldt, 1976-83
25	Ken Houston, 1967-72
24	Zeke Moore, 1967-77
23	Willie Alexander, 1971-79
23	Samari Rolle, 1998-2004

### Season

12	Freddy Glick, 1963
12	Mike Reinfeldt, 1979
10	Miller Farr, 1967

### Game

3	Eight players, last by Keith Bulluck, @ New Orleans, 9/24/07
---	--

### Game, Opponent

4	Bobby Hunt, @ Kansas City, 10/4/64
3	8 times, last by Glover Quin, @ Houston, 11/28/10

### Consecutive Games Intercepted By

5	Pete Jaquess, 1964
4	Freddy Glick, 1963

4	Jim Norton, 1967
4	Miller Farr, 1967
4	Cris Dishman, 1991, 1993
4	Bo Orlando, 1991
4	<b>Michael Griffin</b> , 2010

## YARDS GAINED

### Career

650	Ken Houston, 1967-72
592	Jim Norton, 1960-68
540	Darryll Lewis, 1991-98
457	W.K. Hicks, 1964-69

### Season

264	Miller Farr, 1967
220	Ken Houston, 1971
205	Mike Reinfeldt, 1979

### Game

128	Miller Farr, @ N.Y. Jets, 10/15/67
115	<b>Michael Griffin</b> , vs. Pittsburgh, 12/21/08
109	<b>Zach Brown</b> , vs. Jacksonville, 12/30/12

### Game, Opponent

177	Charlie McNeil, @ San Diego, 9/24/61
108	Bobby Hunt, @ Kansas City, 10/4/64
100	Rod Woodson, @ Oakland, 9/29/02

### Longest Interception Returns (All TDs)

99	Cortland Finnegan, vs. Houston, 9/21/08
98	Pete Jaquess, @ Oakland, 9/19/64
98	Darryll Lewis, @ Chicago, 10/22/95
97	<b>Jordan Babineaux</b> , @ Cleveland, 10/2/11

95	Willie Alexander, @ Green Bay, 9/25/77
----	--

### Longest Interception Returns, Opponent (All TDs)

98	Bob Suci, @ Boston, 11/1/63
95	Marlon McCree, @ Houston, 12/21/03
91	Booker Edgerson, @ Buffalo, 11/1/64
86	Glen Edwards, Pittsburgh, 9/30/73
85	Adam Archuleta, @ St. Louis, 9/25/05
82	Rod Woodson, @ Oakland, 9/29/02

## TOUCHDOWNS

### Career

9	Ken Houston, 1967-72
5	Miller Farr, 1967-69
5	Darryll Lewis, 1991-98

### Season

4	Ken Houston, 1971
---	-------------------

### Game

2	<b>Zach Brown</b> , vs. Jacksonville, 12/30/12
2	Miller Farr, vs. Buffalo, 12/7/68
2	Ken Houston, vs. San Diego, 12/19/71

### Game, Opponent

2	Lemar Parrish, Cincinnati, 12/17/72
1	many times, last by Cassius Vaughn @ Indianapolis, 12/9/12

## INDIVIDUAL RECORDS: SACKS

### Career

105	Elvin Bethea, 1968-83
74.5	Ray Childress, 1985-95
66	Jesse Baker, 1979-87

### Season

17	Elvin Bethea, 1973
15.5	Jesse Baker, 1979
15	William Fuller, 1991
14.5	Jevon Kearse, 1999

### Game

4	Ed Hussmann, vs. Dallas, 11/4/62
4	Ed Hussmann, vs. N.Y. Jets, 11/14/62

4	Elvin Bethea, @ San Diego, 10/17/76
4	Jesse Baker, vs. Kansas City, 9/16/79
4	William Fuller, vs. Pittsburgh, 11/28/93
3.5	Jason Jones, vs. Pittsburgh, 12/21/08
3	34 times, last by Kyle Vanden Bosch, vs. NY Jets, 12/23/07

### Consecutive Games, One or More Sacks

8	Curley Culp, 1974-75
7	Sean Jones, 1990
6	Jessie Baker, 1979
6	Jessie Baker, 1981-82

5	William Fuller, 1991
---	----------------------

### Most Games with Two or More Sacks, Career

26	Elvin Bethea, 1968-83
13	Jessie Baker, 1979-87
13	Ray Childress, 1985-95
12	Sean Jones, 1988-93
9	Jevon Kearse, 1999-2003

## INDIVIDUAL RECORDS: FUMBLE RETURNS

### Opponents' Fumble Returned for TD's, Career

4	Keith Bulluck, 2000-08
3	Doug Cline, 1960-66
3	Marcus Robertson, 1991-99
2	Johnny Peacock, 1969-70
2	Robert Lyles, 1984-90
2	Ray Childress, 1985-93
2	Cris Dishman, 1988-93
2	Antwan Odom, 2004-07

### Opponents' Fumble Returned for TD's, Season

2	Doug Cline, 1961
2	Marcus Robertson, 1997
2	Antwan Odom, 2005

### Opponents' Fumble Returned for TD's, Game

1	50 times, last by <b>Alterraun Verner</b> , vs. Det., 9/23/12
---	---

### Longest Fumble Return (All TDs)

96	C.L. Whittington, @ New Orleans, 10/3/76
93	Robert Lyles, @ Cincinnati, 10/19/86
92	Cortland Finnegan, vs. Jacksonville, 12/17/06

## INDIVIDUAL RECORDS: BLOCKED KICKS

### Blocked Punts Returned for Touchdowns, Career

2	Cris Dishman, 1988-96
---	-----------------------

### Blocked Punts Returned for Touchdowns, Game

1	13 times, last by <b>Jason McCourty</b> , vs. Indianapolis, 10/30/11
---	--

### Blocked Field Goals Returned for Touchdowns, Game

1	Mark Johnston, 62 yards (11/26/61 vs. Denver)
---	---

1	Tony Banfield, 50 yards (12/9/62 vs. Oak.)
---	--

1	Ken Houston, 71 yards (10/15/67 @ N.Y. Jets)
---	--

1	Donald Mitchell, 69 yards (10/21/01 @ Detroit)
---	--

### Blocked Field Goal, Last Time

1	<b>Michael Griffin</b> vs. Indianapolis, 10/28/12
---	---

### Blocked Punt, Last time

1	<b>Tim Shaw</b> vs. Pittsburgh, 10/11/12
---	--

## TEAM RECORDS: GAMES WON & LOST

### GAMES WON

#### Most Consecutive Games Won

13	(Dec. 16, 2007-Nov. 16, 2008)
11	(Oct. 17, 1993-Jan. 2, 1994)

#### Most Consecutive Games Without Defeat

13	(Dec. 16, 2007-Nov. 16, 2008)
11	(Oct. 13, 1961-Sept. 9, 1962)
11	(Oct. 17, 1993-Jan. 2, 1994)

#### Most Games Won, Season

13	(1999, 2000, 2008)
12	(1993, 2003)
11	(1962, 1979, 1980, 1991, 2002)

#### Most Consecutive Games Won, Season

11	(Oct. 17, 1993-Jan. 2, 1994)
----	------------------------------

#### Most Consecutive Games Won, Start of Season

10	(Sept. 7-Nov. 16, 2008)
3	(Sept. 12-Sept. 26, 1999)

#### Most Consecutive Games Won, End of Season

11	(Oct. 17, 1993-Jan. 2, 1994)
----	------------------------------

#### Most Consecutive Games Without Defeat, Season

11	(Oct. 17, 1993-Jan. 2, 1994)
----	------------------------------

#### Most Consecutive Games w/out Defeat, Start of Season

10	(Sept. 7-Nov. 16, 2008)
3	(Sept. 12-Sept. 26, 1999)
3	(Sept. 1-Sept. 16, 1991)

#### Most Consecutive Games w/out Defeat, End of Season

11	(Oct. 17, 1993-Jan. 2, 1994)
----	------------------------------

#### Most Home Games Won, Season

8	(1999)
7	(1988, 1991, 1993, 2000, 2003, 2008)

#### Most Consecutive Home Games Won

12	(Sept. 12, 1999-Nov. 5, 2000)
10	(Oct. 6, 2002-Nov. 16, 2003)
9	(Dec. 6, 1987-Nov. 20, 1988)
9	(Nov. 26, 1990-Nov. 17, 1991)

#### Most Consecutive Home Games Without Defeat

12	(Sept. 12, 1999-Nov. 5, 2000)
10	(Oct. 6, 2002-Nov. 16, 2003)
9	(Dec. 6, 1987-Nov. 20, 1988)
9	(Nov. 26, 1990-Nov. 17, 1991)

#### Most Road Games Won, Season

6	(1996, 2000, 2008)
---	--------------------

#### Most Consecutive Road Games Won

8	(Dec. 16, 2007-Nov. 27, 2008)
5	(Oct. 29, 1961-Sept. 9, 1962)
5	(Oct. 17-Dec. 25, 1993)
5	(Nov. 19, 2006-Sept. 24, 2007)

#### Most Consecutive Road Games Without Defeat

8	(Dec. 16, 2007-Nov. 27, 2008)
6	(Oct. 13, 1961-Sept. 9, 1962)

#### Most Shutout Games Won or Tied, Season

2	(1966, 1977, 1993)
---	--------------------

#### Overtime Wins, Regular Season

30-27	(@ Cincinnati, 9/23/79)
27-24	(vs. N.Y. Jets, 10/28/79)

## TEAM RECORDS: GAMES WON & LOST

23-20 (vs. Pittsburgh, 12/2/84)  
 17-14 (@ Indianapolis, 9/4/88)  
 26-23 (vs. Dallas, 11/10/91)  
 23-20 (vs. Kansas City, 9/20/92)  
 30-27 (@ Cincinnati, 10/6/96)  
 24-21 (vs. Oakland, 8/31/97)  
 17-14 (vs. Kansas City, 9/10/00)  
 31-28 (vs. Tampa Bay, 10/14/01)  
 32-29 (@ N.Y. Giants, 12/1/02)  
 26-20 (@ Houston, 12/10/06)  
 19-16 (vs. Green Bay, 11/2/08)  
 27-24 (vs. Miami, 12/20/09)  
 44-41 (vs. Detroit, 9/23/12)

### GAMES LOST

**Most Consecutive Games Lost**

18 (Oct. 9, 1972-Oct. 28, 1973)

**Most Consecutive Games Without a Victory**

18 (Oct. 9, 1972-Oct. 28, 1973)

**Most Games Lost, Season**

14 (1983, 1994)

**Most Consecutive Games Lost, Season**

11 (Oct. 9-Dec. 17, 1972)

**Most Consecutive Games Lost, Start of Season**

10 (Sept. 4-Nov. 6, 1983)

**Most Consecutive Games Lost, End of Season**

11 (Oct. 9-Dec. 17, 1972)

**Most Consecutive Games Without Victory, Season**

11 (Oct. 9-Dec. 17, 1972)

**Most Consecutive Games Without Victory, Start of Season**

10 (Sept. 4-Nov. 6, 1983)

**Most Consecutive Games Without Victory, End of Season**

11 (Oct. 9-Dec. 17, 1972)

**Most Consecutive Home Games Lost**

13 (Oct. 9, 1972-Dec. 16, 1973)

**Most Consecutive Home Games Without Victory**

13 (Oct. 9, 1972-Dec. 16, 1973)

**Most Consecutive Road Games Lost**

23 (Sept. 27, 1981-Nov. 4, 1984)

**Most Consecutive Road Games Without Victory**

23 (Sept. 27, 1981-Nov. 4, 1984)

**Most Shutout Games Lost or Tied, Season**

2 (1972, 1985)

### TIE GAMES

**Ties**

31-31 (@ Boston, 10/13/61)  
 28-28 (@ N.Y. Jets, 10/15/67)  
 31-31 (vs. Cincinnati, 11/9/69)  
 20-20 (@ Denver, 11/16/69)  
 31-31 (@ San Diego, 10/25/70)  
 13-13 (vs. New Orleans, 10/3/71)

**Most Tie Games, Season**

2 (1969)

## TEAM RECORDS: SCORING

**Most Points, Season**

513 (1961)  
 435 (2003)  
 424 (1988)

**Fewest Points, Season**

136 (1982, nine games)  
 199 (1967)

**Most Points, Game**

58 (vs. Cleveland, 12/9/90)  
 56 (vs. N.Y. Titans, 10/14/62)

**Most Points, Both Teams, Game**

101 (Oakland 52, Oilers 49, @ Oakland, 12/22/63)  
 88 (Buffalo 47, Oilers 41, @ Houston, 9/24/89)

**Fewest Points, Game**

0 (19 times, last @ Houston, 11/28/10)

**Fewest Points, Both Teams, Game**

6 (Oilers 6, Pittsburgh 0, @ Houston, 12/4/80)

**Most Points, Shutout Victory, Game**

55 (Oilers vs. Oakland, 9/9/61)

**Fewest Points, Shutout Victory, Game**

6 (Oilers vs. Pittsburgh, 12/4/80)

**Largest Margin of Victory, Game**

55 (Oilers 55, Oakland 0, @ Houston, 9/9/61)

**Largest Margin of Defeat, Game**

59 (Titans 0 at New England 59, 10/18/09)  
 54 (Oilers 7 at Cincinnati 61, 12/17/89)

**Smallest Margin of Victory, Game**

1 (10 times, last Titans 35, Bills 34, @ Buf., 10/21/12)

**Smallest Margin of Defeat, Game**

1 (18 times, last Houston 13, Titans 12, @ Hou., 12/14/08)

**Most Points Overcome to Win Game**

23 (Oilers @ New England, 11/12/78)

**Most Points, One Half**

45 (vs. Cleveland, 12/9/90)

**Most Points, First Quarter**

24 (@ Indianapolis, 12/5/04)  
 21 (vs. Houston, 12/19/10)  
 21 (@ Detroit, 11/27/08)  
 21 (vs. St. Louis, 10/31/99)

**Most Points, Second Quarter**

31 (vs. Cleveland, 12/9/90)

**Most Points, Third Quarter**

28 (twice, last vs. San Diego, 12/19/71)

**Most Points, Fourth Quarter**

27 (vs. Philadelphia, 10/24/10)  
 24 (vs. Denver, 11/26/61)  
 24 (vs. N.Y. Giants, 11/26/06)

24 (vs. Buffalo, 11/15/09)

**Most Consecutive Games Scoring**

160 (Nov. 14, 1999 - Dec. 21, 2008)  
 155 (Dec. 3, 1989 - Oct. 31, 1999)  
 121 (1977-85)

### TOUCHDOWNS

**Most Touchdowns, Season**

66 (1961)

**Fewest Touchdowns, Season**

18 (1967)

**Most Touchdowns, Game**

8 (Oilers vs. N.Y. Titans, 10/14/62;  
 Oilers vs. Clev., 12/9/90)

**Most Touchdowns, Both Teams, Game**

14 (Oilers 7, Oakland 7, @ Oakland, 12/22/63)

### POINTS AFTER TOUCHDOWN

**Most PATs, Season**

65 (1961)

**Most PATs, Game**

8 (Oilers vs. N.Y. Titans, 10/14/62)  
 7 (four times, last vs. Cleveland, 12/9/90)

## TEAM RECORDS: SCORING

**Most PATs, Both Teams, Game**

14 (Oilers 7, Oakland 7, @ Oakland, 12/22/63)

### TWO-POINT CONVERSIONS

**Most Two-Point Conversions, Season**

4 (1994)

**Most Two-Point Conversions, Opponent, Season**

4 (1999)  
4 (1998)

**Most Two-Point Conversions, Game**

2 (vs. N.Y. Jets, 9/10/06)  
1 (24 times, last vs. Chicago, 11/4/12)

**Most Two-Point Conversions, Opponent, Game**

3 (@ Pittsburgh, 11/1/98)

**Most Two-Point Conversion Attempts, Season**

7 (1994)

**Most Two-Point Conversion Attempts, Opp., Season**

6 (1999)

### FIELD GOALS

**Most Field Goals Attempted, Season**

40 (1969)  
39 (2007)  
38 (1996)  
37 (1989)

**Most Field Goals Attempted, Game**

8 (at Houston, 10/21/07)  
6 (four times, last vs. Atlanta, 12/5/93)

**Most Field Goals Attempted, Both Teams, Game**

10 (Buffalo 7, @ Oilers 3, 12/5/65)  
9 (Tennessee 6, @ New England 3, 10/5/03)  
9 (Washington 6, @ Tennessee 3, 11/21/10)  
9 (Detroit 4, @ Tennessee 5, 9/23/12)  
8 (Tennessee 3, @ Buffalo 5, 12/24/06)  
8 (Tennessee 8, @ Houston 0, 10/21/07)  
8 (Green Bay 3, @ Tennessee 5, 11/2/08)  
8 (Pittsburgh 4, @Tennessee 4, 10/11/12)  
7 (many times, last Titans 5, Ravens 2, 9/18/11)

**Most Field Goals, Season**

36 (1998)  
35 (2007)  
32 (1996)  
29 (1993, 2008, 2011)

**Fewest Field Goals, Season**

8 (1968)

**Most Field Goals, Game**

8 (@ Houston, 10/21/07)  
5 (vs. Miami, 9/28/69; @Philadelphia, 12/3/00)

**Most Field Goals, Both Teams, Game**

8 (Tennessee 3, @ Buffalo 5, 12/24/06)  
8 (Tennessee 8, @ Houston 0, 10/21/07)  
7 (14 times, last Pittsburgh 3, @ Tennessee 4, 10/11/12)

## TEAM RECORDS: FIRST DOWNS

**Most First Downs, Season**

376 (1990)

**Fewest First Downs, Season**

138 (1982, nine games)  
199 (1976)

**Most First Downs, Game**

34 (vs. Cleveland, 12/9/90)

**Fewest First Downs, Game**

4 (at Cleveland, 10/21/73)  
5 (vs. Jacksonville, 12/17/06)

**Most First Downs, Both Teams, Game**

57 (Tennessee 21, Detroit 36, @ Tennessee, 9/23/12, OT)  
56 (Houston 33, Buffalo 23, @ Houston, 9/24/89, OT)  
55 (Tennessee 31, NYG 24, @ New York, 12/1/02, OT)

**Most First Downs Rushing, Season**

155 (1980)

**Fewest First Downs Rushing, Season**

52 (1982, nine games)  
62 (1971)

**Most First Downs Rushing, Game**

17 (twice, last at Green Bay, 12/14/80)

**Fewest First Downs Rushing, Game**

0 (four times, last at Boston, 11/1/63)

**Most First Downs Passing, Season**

251 (1990)

**Fewest First Downs Passing, Season**

81 (1982, nine games)  
86 (1967)

**Most First Downs Passing, Game**

28 (@ Oakland, 12/19/04)

**Fewest First Downs Passing, Game**

0 (twice, last @ Buffalo, 11/10/85)

**Most First Downs By Penalty, Season**

30 (1989)

**Fewest First Downs By Penalty, Season**

5 (1982, nine games)  
10 (1967)

**Most First Downs By Penalty, Game**

7 (@ Atlanta, 9/9/90)



## TEAM RECORDS: NET YARDS GAINED

**Most Yards Gained, Season**

6,288 (1961)  
6,222 (1990)

**Fewest Yards Gained, Season**

2,373 (1982, nine games)  
3,191 (1972)

**Most Yards Gained, Game**

583 (vs. Dallas, 11/10/91, overtime)

**Fewest Yards Gained, Game**

81 (vs. Dallas, 11/24/74)

## TEAM RECORDS: RUSHING

**Most Rushing Attempts, Season**

616 (1979)  
605 (1978)

**Fewest Rushing Attempts, Season**

225 (1982, nine games)  
324 (1965)

**Most Rushing Attempts, Game**

56 (vs. San Diego, 9/28/75)  
55 (vs. Oakland, 9/9/61)

**Fewest Rushing Attempts, Game**

7 (vs. N.Y. Giants, 12/8/85)  
9 (vs. Cincinnati, 10/24/76)  
10 (@ San Diego, 9/16/12)

**Most Yards Gained Rushing, Season**

2,635 (1980)  
2,592 (2009)  
2,571 (1979)

**Fewest Yards Gained Rushing, Season**

799 (1982, nine games)  
1,106 (1971)

**Most Yards Gained Rushing, Game**

332 (@ Kansas City, 10/19/08)  
305 (vs. Jacksonville, 11/1/09)  
296 (vs. Kansas City, 11/27/77)  
292 (@ Detroit, 11/27/08)

**Fewest Yards Gained Rushing, Game**

19 (twice, last vs. San Diego, 12/12/65)

**Highest Average Gain Rushing, Season**

5.2 (2009)  
4.7 (2006)  
4.6 (twice, last in 1992)

**Most Touchdowns Rushing, Season**

26 (1988)

**Fewest Touchdowns Rushing, Season**

5 (1982, nine games)  
6 (1976)

**Most Touchdowns Rushing, Game**

5 (vs. L.A. Chargers, 9/18/60)

**Fewest Touchdowns Rushing, Game**

0 (many times, last @ Green Bay, 12/23/12)

## TEAM RECORDS: PASSING

**Most Passes Attempted, Season**

667 (1991)

**Fewest Passes Attempted, Season**

287 (1982, nine games)  
333 (1967)

**Most Passes Attempted, Game**

68 (@ Buffalo, 11/1/64 — 37 completed)  
61 (vs. Oakland, 11/7/65 — 27 completed)  
61 (@ Oakland, 12/19/04 — 40 completed)

**Fewest Passes Attempted, Game**

6 (vs. Cincinnati, 10/4/81)

**Most Passes Attempted, Both Teams**

98 (Titans 61, Oakland 37, @ Oakland, 12/19/04)  
97 (Oilers 44, Denver 53, @ Houston, 12/2/62)

97 (Titans 42, Detroit 55, @ Tennessee, 9/23/12)

**Most Passes Completed, Season**

411 (1991)

**Fewest Passes Completed, Season**

144 (1967)

**Most Passes Completed, Game**

41 (vs. Dallas, 11/10/91 — overtime)

**Fewest Passes Completed, Game**

1 (vs. Cincinnati, 10/4/81)

**Most Yards Gained Passing, Season**

4,805 (1990)

**Fewest Yards Gained Passing, Season**

1,381 (1967)

**Most Yards Gained Passing, Game**

527 (@ Kansas City, 12/16/90)

**Fewest Yards Gained Passing, Game**

-7 (@ New England, 10/18/09)

**Most Times Sacked, Season**

65 (1994)  
58 (1985)

**Fewest Times Sacked, Season**

11 (1962)  
12 (2008)

**Most Times Sacked, Game**

12 (vs. Dallas, 9/29/85)

**Most Times Sacked, Both Teams, Game**

14 (Oilers 12, Dallas 2, @ Houston, 9/29/85)

**Most Touchdowns Passing, Season**

48 (1961)

**Fewest Touchdowns Passing, Season**

9 (2007)

## TEAM RECORDS: PASSING

**Most Touchdowns Passing, Game**

7 (twice, last vs. N.Y. Titans, 10/14/62)

**Fewest Touchdowns Passing, Game**

0 (many times, last vs. Jacksonville, 12/30/12)

**Most Touchdowns Passing, Both Teams, Game**

11 (Oilers 5, Oakland 6, @ Oakland, 12/22/63)

**Most Passes Had Intercepted, Season**

48 (1962)\*

**Fewest Passes Had Intercepted, Season**

 9 (2003, 2008)  
 10 (1998)

**Most Passes Had Intercepted, Game**

6 (six times, last @ Cleveland, 11/30/86)

## TEAM RECORDS: PUNTING

**Most Punts, Season**

 96 (1994)  
 93 (1979)

**Fewest Punts, Season**

34 (1990)

**Most Punts, Game**

11 (three times, last @ Pittsburgh, 12/3/95)

**Fewest Punts, Game**

0 (five times, last vs. Cincinnati, 10/27/91)

**Highest Average Distance, Punting, Season**

 47.2 (1998)  
 45.3 (1993)  
 45.2 (1992)

**Highest Average Distance, Punting, Game**

59.2 (vs. Buffalo, 12/27/92)

## TEAM RECORDS: PUNT RETURNS & KICKOFF RETURNS

### PUNT RETURNS

**Most Punt Returns, Season**

 53 (2000)  
 52 (1968)

**Fewest Punt Returns, Season**

15 (1960)

**Most Punt Returns, Game**

10 (vs. Tampa Bay, 9/12/76)

**Most Yards, Punt Returns, Season**

 671 (2000)  
 620 (1975)

**Fewest Yards, Punt Returns, Season**

 104 (1982, 9 games)  
 118 (1961)

**Highest Average, Punt Returns, Season**

 15.3 (2012)  
 15.0 (1977)

**Most Touchdowns, Punt Returns, Season**

3 (1975, 2006 and 2012)

**Most Touchdowns, Punt Returns, Game**

 2 (vs. Jacksonville, 12/30/12)  
 1 (19 times, last vs. Detroit, 9/23/12)

### KICKOFF RETURNS

**Most Kickoff Returns, Season**

83 (1983)

**Fewest Kickoff Returns, Season**

 31 (1993)  
 32 (2011)  
 43 (1961)

**Most Kickoff Returns, Game**

10 (twice, last at Cincinnati, 12/17/89)

**Most Yards, Kickoff Returns, Season**

 1,835 (2006)  
 1,721 (1981)

**Fewest Yards, Kickoff Returns, Season**

 589 (1993)  
 832 (2011)  
 835 (1991)

**Highest Average, Kickoff Returns, Season**

 26.1 (2000)  
 26.0 (2011)  
 25.9 (1962)

**Most Touchdowns, Kickoff Returns, Season**

2 (three times, last in 1983)

**Most Touchdowns, Kickoff Returns, Game**

1 (16 times, last vs. Detroit, 9/23/12)

## TEAM RECORDS: FUMBLES

### Most Fumbles, Season

42 (1994)  
41 (1985)

### Fewest Fumbles, Season

14 (1982, nine games)  
17 (1962, 1999 and 2011)

### Most Fumbles, Game

8 (@ Pittsburgh, 12/9/73)

### Most Fumbles Lost, Season

25 (1994)

### Fewest Fumbles Lost, Season

7 (1967 and 2006)  
8 (2008 and 2011)

### Most Fumbles Lost, Game

5 (twice, last vs. Philadelphia, 12/2/91)

### Most Opponents' Fumbles Recovered, Season

28 (1977)

### Most Opponents' Fumbles Recovered, Game

7 (@ Kansas City, 10/12/69)

### Fewest Opponents' Fumbles Recovered, Season

5 (2012)  
7 (2009)  
8 (three times, last in 2010)

## TEAM RECORDS: PENALTIES

### Fewest Penalties, Season

52 (1982, nine games)  
58 (1963)

### Most Penalties, Season

148 (1989)

### Fewest Penalties, Game

0 (vs. Jacksonville, 12/24/11)  
0 (@ Cincinnati, 10/29/72)  
0 (@ Buffalo, 11/1/64)  
0 (vs. Kansas City, 10/27/63)  
0 (vs. Oakland, 12/9/62)

### Most Penalties, Game

18 (@ Jacksonville, 1/1/06)

### Fewest Yards Penalized, Season

424 (1982, nine games)

### Most Yards Penalized, Season

1,150 (twice, last in 1988)

### Most Yards Penalized, Game

212 (vs. Baltimore, 10/10/99)

## TEAM RECORDS: DEFENSE

### SCORING

#### Fewest Points Allowed, Season

191 (2000)  
199 (1967)  
226 (1975)

#### Most Points Allowed, Season

471 (2012)  
460 (1983)  
447 (1973)

#### Fewest Points Allowed, Game

0 (15 times, last vs. Dallas, 12/25/00)

#### Most Points Allowed, Game

61 (twice, last @ Cincinnati, 12/17/89)

#### Fewest Touchdowns Allowed, Season

18 (1967)

#### Most Touchdowns Allowed, Season

55 (2012)  
53 (1983)

### FIRST DOWNS

#### Fewest First Downs Allowed, Season

183 (1969)

#### Most First Downs Allowed, Season

358 (2012)  
356 (1985)  
356 (2010)

#### Fewest First Downs Allowed, Rushing, Season

62 (2000)

#### Most First Downs Allowed, Rushing, Season

147 (1972)

#### Fewest First Downs Allowed, Passing, Season

89 (1976)

#### Most First Downs Allowed, Passing, Season

214 (2010)  
210 (2012)  
210 (2009)  
197 (2002)

#### Fewest First Downs Allowed, Penalty, Season

13 (twice, last in 1969)

#### Most First Downs Allowed, Penalty, Season

48 (1985)

### NET YARDS

#### Fewest Yards Allowed, Season

3,375 (1968)

#### Most Yards Allowed, Season

6,155 (1985)

#### Fewest Yards Allowed, Game

26 (vs. Denver, 9/3/66)

#### Most Yards Allowed, Game

619 (@ New England, 10/18/09)  
584 (@ Cincinnati, 12/17/89)  
583 (vs. Detroit, OT, 9/23/12)

#### Fewest Total Plays Allowed, Season

610 (1982, nine games)  
840 (1970)

## TEAM RECORDS: DEFENSE

### Most Total Plays Allowed, Season

1,139 (2010)  
1,091 (1985)

### Fewest Total Plays Allowed, Game

36 (vs. Denver, 9/3/66)

### Most Total Plays Allowed, Game

92 (vs. Detroit, OT, 9/23/12)  
91 (@ Philadelphia, 11/19/06)  
87 (@ Cleveland, 10/2/11)  
86 (vs. Washington, 11/21/10)  
85 (three times, last @ Cleveland, 11/30/86, OT)

## RUSHING

### Fewest Yards Allowed, Rushing, Season

1,027 (1960)

### Most Yards Allowed, Rushing, Season

2,814 (1985)

### Fewest Yards Allowed, Rushing, Game

-14 (@ Boston, 11/25/60)  
4 (vs. Buffalo, 11/23/97)

### Most Yards Allowed, Rushing, Game

398 (@ Dallas Texans, 10/1/61)  
302 (vs. Kansas City, 10/24/65)

### Fewest Touchdowns Allowed, Rushing, Season

5 (1996)

### Most Touchdowns Allowed, Rushing, Season

27 (1984)

### Fewest Attempts Allowed, Rushing, Season

298 (1982, nine games)  
362 (1962)

### Most Attempts Allowed, Rushing, Season

596 (1984)

### Fewest Attempts Allowed, Rushing, Game

10 (@ Indianapolis, 12/30/07)  
11 (vs. Miami, 10/1/89)

### Most Attempts Allowed, Rushing, Game

56 (@ Dallas Texans, 10/1/61)

## PASSING

### Fewest Net Yards Allowed, Passing, Season

1,671 (1968)

### Most Net Yards Allowed, Passing, Season

4,139 (2009)  
4,084 (2001)

### Fewest Net Yards Allowed, Passing, Game

-52 (vs. Cincinnati, 10/31/71)  
-16 (vs. Chicago, 11/6/77)

### Most Net Yards Allowed, Passing, Game

442 (vs. Detroit, OT, 9/23/12)  
426 (@ New England, 10/18/09)

425 (@ Indianapolis, 12/5/04)

407 (@ Oakland, 12/22/63)

405 (vs. Buffalo, 10/11/64)

### Fewest Touchdowns Allowed, Passing, Season

10 (1967, 2000)

### Most Touchdowns Allowed, Passing, Season

35 (1966)

### Fewest Attempts Allowed, Passing, Season

284 (1982, nine games)  
324 (1972)

### Most Attempts Allowed, Passing, Season

625 (2010)  
604 (2009)  
591 (2011)  
582 (1993)

### Fewest Attempts Allowed, Passing, Game

11 (@ Pittsburgh, 9/11/05)

### Most Attempts Allowed, Passing, Game

61 (@ Cleveland, 10/2/11)  
57 (@ Pittsburgh, 12/19/93)

### Fewest Completions Allowed, Season

158 (1968)

### Most Completions Allowed, Season

410 (2010)  
404 (2009)  
374 (2012)  
369 (2011)  
349 (2012)  
349 (2007)  
342 (2008)  
339 (2002)  
335 (2006)  
333 (2004)

### Fewest Completions Allowed, Game

2 (vs. Denver, 9/3/66)

### Most Completions Allowed, Game

43 (vs. Detroit, OT, 9/23/12)  
40 (@ Cleveland, 10/2/11)  
38 (@ New England, 10/18/09)  
37 (@ Indianapolis, 11/3/02)  
36 (vs. Cleveland, 9/22/02)  
36 (vs. Indianapolis, 10/11/09)  
36 (vs. New Orleans, 12/11/11)  
35 (vs. Denver, 12/20/64)  
35 (vs. Denver, 10/3/10)  
35 (vs. Houston, 12/19/10)

## SACKS

### Most Sacks, Season

55 (2000)  
54 (1999)  
52 (1993)  
51 (1979)

### Fewest Sacks, Season

21 (1966)

### Most Sacks, Game

9 vs. N.Y. Titans, 10/14/62  
9 vs. Cin., 10/31/71  
8 at San Diego, 10/17/76  
8 at Buffalo, 11/10/85  
8 at Cincinnati, 9/12/82

## INTERCEPTIONS

### Most Interceptions, Season

36 (1963)

### Fewest Interceptions, Season

3 (1982, nine games)\*  
6 (1972)

### Most Interceptions, Game

6 (six times, last vs. Atlanta, 12/5/93)

### Most Interceptions, Both Teams, Game

13 (Oilers 5, Denver 8, @ Houston, 12/2/62)

### Most Yards Returning Interceptions, Season

676 (1962)

### Most Yards Returning Interceptions, Game

245 (@ N.Y. Jets, 10/15/67)

### Most TD's, Returning Interceptions, Season

7 (1967)

### Most TD's, Returning Interceptions, Game

3 (vs. San Diego, 12/19/71)

## PUNT RETURNS

### Fewest Opponent Punt Returns, Season

20 (1961)  
23 (1990)

### Most Opponent Punt Returns, Season

64 (1979)  
60 (twice, last in 1976)

### Fewest Yards Allowed, Punt Returns, Season

144 (2005)  
160 (2000)  
186 (1990)

### Most Yards Allowed, Punt Returns, Season

748 (1979)  
668 (1976)

### Lowest Average Allowed, Punt Returns, Season

4.5 (2005)  
5.3 (1969)

### Highest Average Allowed, Punt Returns, Season

13.9 (2002)  
13.6 (1961)

### Most Touchdowns Allowed, Punt Returns, Season

3 (2002)  
2 (1962, 1965)

## TEAM RECORDS: DEFENSE

### KICKOFF RETURNS

**Fewest Opponent Kickoff Returns, Season**

26	(1982, nine games)
30	(2011)
32	(1970, 1986)

**Most Opponent Kickoff Returns, Season**

81	(2003)
78	(1995, 1996)
76	(1999, 2000)
74	(2002)
71	(1990, 1997, 2009)

**Fewest Yards Allowed, Kickoff Returns, Season**

564	(1982, nine games)
680	(2011)
695	(1986)

**Most Yards Allowed, Kickoff Returns, Season**

1,714	(2009)
1,675	(1996)

1,596	(1999)
1,587	(2000)
1,528	(1997)

**Lowest Average Allowed, Kickoff Returns, Season**

15.7	(1992)
------	--------

**Highest Average Allowed, Kickoff Returns, Season**

26.1	(2012)
25.0	(2008)
24.9	(1985, 2001)

**Most Touchdowns Allowed, Kickoff Returns, Season**

2	(1966, 1999)
---	--------------

### PUNTING

**Most Punts Forced, Season**

105	(2000)
96	(1976)

**Fewest Punts Forced, Season**

38	(1982, 9 games)
56	(1964, 1989)

**Most Punts Forced, Game**

11	(five times, last vs. Pittsburgh, 11/6/94)
----	--

**Fewest Punts Forced, Game**

0	4 times (11/12/78 at New England; 11/5/95 at Cleveland; 12/5/04 at Indianapolis; 9/26/10 at N.Y. Giants)
---	--

**Lowest Punting Average Allowed (Gross), Season**

37.1	(1960)
------	--------

\* Denotes League Record

## ALL-TIME TWO-POINT CONVERSIONS

### TITANS

Year	Opponent	Result	Player	Result	Year	Opponent	Result	Player	Result					
1994 Oilers: 4-7	9/4/94 vs. Ind	Run 0-0, Pass 4-7	Bucky Richardson to Reggie Brown	Good	2000 Titans: 0-0	None	No Attempts							
			Bucky Richardson to Haywood Jeffries	NG										
	10/13/94 vs. Cle	Run 0-0, Pass 4-7	Billy Joe Tolliver to Haywood Jeffries	Good				2001 Titans: 3-4	Pass 3-4, Run 0-0					
			12/11/94 vs. Sea	Run 0-0, Pass 4-7						Billy Joe Tolliver to Haywood Jeffries	Good	10/14/01 vs. TB	Pass 3-4, Run 0-0	Steve McNair to Kevin Dyson
12/18/94 vs. KC	Run 0-0, Pass 4-7	Run 0-0, Pass 4-7	Billy Joe Tolliver to Todd McNair	NG	10/21/01 vs. Det	Pass 3-4, Run 0-0	Steve McNair to Drew Bennett			Good				
			12/24/94 vs. NYJ	Run 0-0, Pass 4-7	Bucky Richardson to Webster Slaughter	NG	12/16/01 vs. GB			Pass 3-4, Run 0-0	Steve McNair to Kevin Dyson	NG		
1995 Oilers: 2-5	Run 2-3, Pass 0-2	Run 2-3, Pass 0-2	Bucky Richardson to Haywood Jeffries	Good	2002 Titans: 2-6	Pass 0-2, Run 2-4								
			10/8/95 vs. Min	Run 2-3, Pass 0-2			Rodney Thomas run	Good	9/8/02 vs. Phi	Pass 0-2, Run 2-4	Steve McNair run	NG		
			10/22/95 vs. Chi	Run 2-3, Pass 0-2			Chris Chandler run	Good	9/29/02 vs. Oak	Pass 0-2, Run 2-4	Eddie George run	Good		
			11/12/95 vs. Cin	Run 2-3, Pass 0-2			Will Furrer to Haywood Jeffries	NG		Steve McNair to Derrick Mason	NG			
			11/19/95 vs. KC	Run 2-3, Pass 0-2			Rich Camarillo to Bruce Matthews	NG		Steve McNair to Frank Wycheck	NG			
			12/24/95 vs. Buf	Run 2-3, Pass 0-2			Rodney Thomas run	NG	Eddie George Run	NG				
12/1/02 vs. NYG	Pass 0-2, Run 2-4	Steve McNair run	Good											
1996 Oilers: 0-0	No Attempts	No Attempts			2003 Titans: 3-4	Pass 1-2, Run 2-2								
			None				10/5/03 vs. NE	Pass 1-2, Run 2-2	Steve McNair to Tyrone Calico	Good				
1997 Oilers: 2-4	Run 1-3, Pass 1-1	Run 1-3, Pass 1-1			12/7/03 vs. Ind	Pass 1-2, Run 2-2	Steve McNair Run	Good						
			8/31/97 vs. Oak	Run 1-3, Pass 1-1	Eddie George Run	Good	12/14/03 vs. Buf	Run 1-3, Pass 1-1	Steve McNair to Derrick Mason	NG				
			9/28/97 vs. Pitt	Run 1-3, Pass 1-1	Steve McNair to Frank Wycheck	Good		Robert Holcombe run	Good					
			11/16/97 vs. Jax	Run 1-3, Pass 1-1	Rodney Thomas run	NG		2004 Titans: 1-2	Pass 0-1, Run 1-1					
			12/14/97 vs. Bal	Run 1-3, Pass 1-1	Steve McNair run	NG	9/26/04 vs. Jax			Pass 0-1, Run 1-1	Steve McNair to Derrick Mason	NG		
1998 Oilers: 1-4	Pass 0-0, Run 1-4	Pass 0-0, Run 1-4			11/21/04 vs. Jax	Pass 0-1, Run 1-1	Steve McNair run	Good						
			9/27/98 vs. Jax	Pass 0-0, Run 1-4	Eddie George run	NG	2005 Titans: 0-1	Pass 0-1, Run 0-0						
			10/11/98 vs. Bal	Pass 0-0, Run 1-4	Eddie George run	NG			10/30/05 vs. Oak	Pass 0-1, Run 0-0	Steve McNair to Chris Brown	NG		
			11/29/98 vs. Sea	Pass 0-0, Run 1-4	Eddie George run	NG			2006 Titans: 3-3	Run 2-2, Pass 1-1				
			12/20/98 vs. GB	Pass 0-0, Run 1-4	Eddie George run	Good					9/10/06 vs. NYJ	Run 2-2, Pass 1-1	Travis Henry run	Good
			1999 Titans: 1-3	Pass 1-1, Run 0-2	Pass 1-1, Run 0-2							10/1/06 vs. Dal	Run 2-2, Pass 1-1	
10/3/99 vs. SF	Pass 1-1, Run 0-2	Eddie George run				NG					Kerry Collins pass to Drew Bennett			Good
11/28/99 vs. Cle	Pass 1-1, Run 0-2	Frank Wycheck run				NG	Vince Young run	Good						
12/5/99 vs. Bal	Pass 1-1, Run 0-2	Steve McNair to Jackie Harris	Good											

## ALL-TIME TWO-POINT CONVERSIONS

### TITANS

**2007 Titans: 0-0** **No Attempts**  
None

**2008 Titans: 1-1** **Run 0-0, Pass 1-1**  
**10/27/08 vs. Ind** Kerry Collins pass to Ahmard Hall Good

**2009 Titans: 1-2** **Run 1-1, Pass 0-1**  
**10/4/09 at Jax** Kerry Collins pass to Nate Washington NG  
Chris Johnson run Good

**2010 Titans: 1-2** **Run 0-0, Pass 1-2**  
**9/19/10 vs. Pit** Kerry Collins pass to Kenny Britt Good  
**10/31/10 at SD** Vince Young pass incomplete to Chris Johnson NG

**2011 Titans: 0-0** **No Attempts**  
None

**2012 Titans: 1-1** **Run 0-0, Pass 1-1**  
**11/4/12 vs. Chi** Matt Hasselbeck pass to Kenny Britt Good

**Titans Overall Two-Point Statistics: 26-49 (53.1%)**

### OPPONENTS

**1994 Opponents: 2-2** **Run 2-2, Pass 0-0**  
**10/13/94 vs. Cle** Tom Tupa Run Good  
**12/4/94 vs. Ari** Ronald Moore Run Good

**1995 Opponents: 0-2** **Run 0-0, Pass 0-2**  
**11/26/95 vs. Den** John Elway to Shannon Sharpe NG  
**12/17/95 vs. NYJ** Boomer Esiason to Fred Baxter NG

**1996 Opponents: 1-3** **Run 1-1, Pass 0-2**  
**9/15/96 vs. Bal** Vinny Testaverde pass NG  
**11/10/96 at NO** Michael Haynes run Good  
**10/13/96 at Atl** Bobby Hebert pass to Roell Preston NG

**1997 Opponents: 0-1** **Run 0-0, Pass 0-1**  
**10/5/97 vs. Sea** Rick Tuten (kicking form.) bad snap, inc. pass NG

**1998 Opponents: 4-5** **Run 0-0, Pass 4-5**  
**11/1/98 vs. Pit** Kordell Stewart to Charles Johnson Good  
Mike Tomczak to Charles Johnson Good  
Mike Tomczak to Will Blackwell Good  
**11/8/98 vs. TB** Trent Dilfer to Bert Emanuel NG  
**12/26/98 vs. Min** Randall Cunningham to Randy Moss Good

**1999 Opponents: 4-6** **Run 0-1, Pass 4-5**  
**9/12/99 vs. Cin** Jeff Blake to Willie Jackson Good  
Ki-Jana Carter run NG  
Jeff Blake to Brian Milne Good  
**9/19/99 vs. Cle** Tim Couch Pass incomplete NG  
**10/17/99 vs. NO** B.J. Tolliver to Brett Bech Good  
**1/2/00 vs. Pit** Mike Tomczak to Hines Ward Good

**2000 Opponents: 0-0** **No Attempts**  
None

**2001 Opponents: 1-2** **Run 1-1, Pass 0-1**  
**10/7/01 vs. Bal** Elvis Grbac to Brandon Stokley NG  
**12/2/01 vs. Cle** Jamel White run Good

**2002 Opponents: 3-4** **Run 0-0, Pass 3-4**  
**11/3/02 vs. Ind** Peyton Manning to Marvin Harrison Good  
**11/17/02 vs. Pit** Kordell Stewart to Dan Kreider Good  
Antwaan Randle El to Hines Ward Good  
**12/1/02 vs. NYG** Kerry Collins to Jeremy Shockey NG

**2003 Opponents: 0-1** **Run 0-0, Pass 0-1**  
**12/14/03 vs. Buf** Drew Bledsoe to Bernard Shaw NG

**2004 Opponents: 1-2** **Run 0-0, Pass 1-2**  
**9/26/04 vs. Jax** Byron Leftwich to Reggie Williams Good  
**1/2/05 vs. Det** Joey Harrington to Roy Williams NG

**2005 Opponents: 2-2** **Run 0-0, Pass 2-2**  
**10/11/05 vs. Hou** David Carr to Corey Bradford Good  
**11/27/05 vs. SF** Ken Dorsey to Terry Jackson Good

**2006 Opponents: 1-2** **Run 0-0, Pass 1-2**  
**10/22/06 at Was** Mark Brunell to Santana Moss Good  
**10/29/06 vs. Hou** Sage Rosenfels to Andre Johnson NG

**2007 Opponents: 1-1** **Run 0-0, Pass 1-1**  
**10/21/07 at Hou** Sage Rosenfels to Andre Davis Good

**2008 Opponents: 0-1** **Run 0-1, Pass 0-0**  
**9/21/08 vs. Hou** Aborted kick, Matt Turk run NG

**2009 Opponents: 1-1** **Run 1-1, Pass 0-0**  
**9/20/09 vs. Mia** Ricky Williams run Good

**2010 Opponents: 0-2** **Run 0-2, Pass 0-0**  
**10/31/10 at SD** Aborted kick, Kris Brown run NG  
**11/14/10 at Mia** Ronnie Brown run NG

**2011 Opponents: 0-2** **Run 0-2, Pass 0-0**  
**12/11/11 vs. NO** Pierre Thomas run NG  
**1/1/12 at Hou** Snap over Jake Delhomme's head, rec. by Ten. NG

**2012 Opponents: 1-2** **Run 0-0, Pass 1-2**  
**9/23/12 vs. Det** Matthew Stafford pass to Nate Burleson Good  
**12/30/12 vs. Jax** Chad Henne pass incomplete NG

**Opponents Overall Statistics: 22-41 (53.7%)**

## ALL-TIME SHUTOUTS

### ALL-TIME DEFENSIVE SHUTOUTS

Date	Opponent	Score
9/9/61	Oakland	55-0
9/10/66	Oakland	31-0
10/16/66	New York	24-0
10/13/68	at Boston	16-0
9/21/75	at New England	7-0
9/12/76	Tampa Bay	20-0
9/18/77	NY Jets	20-0
11/6/77	Chicago	47-0
12/4/80	Pittsburgh	6-0
10/22/89	Pittsburgh	27-0
9/27/92	San Diego	27-0
9/12/93	Kansas City	30-0
1/2/94	NY Jets	24-0
12/17/00	at Cleveland	24-0
12/25/00	Dallas	31-0

### ALL-TIME OPPONENT SHUTOUTS

Date	Opponent	Score
12/4/60	at Dallas	0-24
12/1/63	at San Diego	0-27
10/12/69	at Kansas City	0-24
11/2/69	at Boston	0-24
11/1/70	at St. Louis	0-44
9/19/71	at Cleveland	0-31
10/9/72	Oakland	0-34
11/5/72	at Cleveland	0-20
11/25/73	New England	0-32
11/24/74	Dallas	0-10
12/11/76	Pittsburgh	0-21
9/22/85	at Pittsburgh	0-20
11/10/85	at Buffalo	0-20
12/7/86	at San Diego	0-27
11/26/89	at Kansas City	0-34
11/7/99	at Miami	0-17
12/28/08	at Indianapolis	0-23
10/18/09	at New England	0-59
11/28/10	at Houston	0-20

## GAME-WINNING FIELD GOALS

The franchise has totaled 42 game-winning field goals since 1960, including three playoff game winners. Current kicker **Rob Bironas** leads the franchise with 11 game-winning field goals, followed by former Oiler/Titan **Al Del Greco** (1991-00). Bironas' 60-yard field goal vs. Indianapolis (12/3/06) ranks as the longest game-winning field goal in franchise history. A game-winning field goal is defined as one that was the final score of the game and gave the kicker's team the lead at any time in the fourth quarter or overtime.

Date	Opp.	Kicker	Length	Final Score	Date	Opp.	Kicker	Length	Final Score
10/24/65	Kansas City	Spikes	15	38-36	9/10/00	Kansas City	Del Greco	36	17-14*
10/31/65	at Buffalo	Blanda	8	19-17	11/5/00	Pittsburgh	Del Greco	29	9-7
10/26/69	Denver	Gerela	22	24-21	12/3/00	at Philadelphia	Del Greco	50	15-13
12/1/74	at Pittsburgh	Butler	34	13-10	10/14/01	Tampa Bay	Nedney	49	31-28 *
9/17/78	San Francisco	Fritsch	19	20-19	10/21/01	at Detroit	Nedney	46	27-24
10/1/78	at Cleveland	Fritsch	19	16-13	12/22/01	at Oakland	Nedney	21	13-10
9/23/79	at Cincinnati	Fritsch	29	30-27*	12/01/02	at N.Y. Giants	Nedney	38	32-29*
10/28/79	N.Y. Jets	Fritsch	35	27-24*	<b>1/11/03</b>	<b>Pittsburgh</b>	<b>Nedney</b>	<b>26</b>	<b>34-31*</b>
9/28/80	at Cincinnati	Fritsch	29	13-10	<b>1/3/04</b>	<b>at Baltimore</b>	<b>Anderson</b>	<b>46</b>	<b>20-17</b>
12/2/84	Pittsburgh	Cooper	30	23-20*	12/11/05	Houston	Bironas	21	13-10
11/3/85	Kansas City	Zendejas	38	23-20	10/15/06	at Washington	Bironas	30	25-22
11/24/85	San Diego	Zendejas	51	37-35	11/26/06	N.Y. Giants	Bironas	49	24-21
<b>1/3/88</b>	<b>Seattle</b>	<b>Zendejas</b>	<b>42</b>	<b>23-20*</b>	12/3/06	Indianapolis	Bironas	60	20-17
9/4/88	at Indianapolis	Zendejas	35	17-14*	12/24/06	at Buffalo	Bironas	30	30-29
11/13/89	Cincinnati	Zendejas	28	26-24	10/21/07	at Houston	Bironas	29	38-36
11/10/91	Dallas	Del Greco	23	26-23*	11/2/08	Green Bay	Bironas	41	19-16*
9/20/92	Kansas City	Del Greco	39	23-20*	11/23/09	at Houston	Bironas	53	20-17
12/12/93	Cleveland	Del Greco	25	19-17	12/20/09	vs. Miami	Bironas	46	27-24*
10/6/96	at Cincinnati	Del Greco	49	30-27*	9/23/12	vs. Detroit	Bironas	26	44-41*
8/31/97	Oakland	Del Greco	33	24-21*	10/11/12	vs. Pittsburgh	Bironas	40	26-23
12/13/98	at Jacksonville	Del Greco	41	16-13					
9/12/99	Cincinnati	Del Greco	33	36-35					

\*Overtime games; Playoff games in bold

## TOP PERFORMANCES: RUSHING

Yards	Player	Date	Opp	Att	Avg	TD							
228	<b>Chris Johnson</b>	11/01/09	Jac	24	9.5	2	138	Larry Moriarty	11/18/84	NYJ	23	6.0	1
216	Billy Cannon	12/10/61	NYT	25	8.6	3	137	Earl Campbell	09/03/78	Atl	15	9.1	1
216	Eddie George	08/31/97	Oak	35	6.2	1	137	Eddie George	10/25/98	Chi	21	6.5	0
206	Earl Campbell	11/16/80	Chi	31	6.6	0	136	<b>Chris Johnson</b>	12/07/08	Cle	19	7.2	1
203	Earl Campbell	10/19/80	TB	33	6.2	0	135	Travis Henry	12/24/06	Buf	25	5.4	0
203	Earl Campbell	12/21/80	Min	29	7.0	1	135	<b>Chris Johnson</b>	11/08/09	SF	25	5.4	2
202	Earl Campbell	10/26/80	Cin	27	7.5	2	134	Earl Campbell	12/16/79	Phi	16	8.4	1
199	Earl Campbell	11/20/78	Mia	28	7.1	4	134	Eddie George	11/19/00	Cle	36	3.7	3
199	Eddie George	12/09/99	Oak	28	7.1	2	134	Eddie George	11/08/98	TB	27	5.0	1
197	<b>Chris Johnson</b>	09/20/09	Hou	16	12.3	2	134	<b>Chris Johnson</b>	01/03/10	Sea	36	3.7	2
195	Earl Campbell	11/22/79	Dal	33	5.9	2	133	LenDale White	10/28/07	Oak	25	5.3	0
195	<b>Chris Johnson</b>	10/21/12	Buf	18	10.8	2	132	<b>Chris Johnson</b>	11/15/09	Buf	26	5.1	2
194	Gary Brown	11/21/93	Cle	34	5.7	1	131	<b>Chris Johnson</b>	10/10/10	Dal	19	6.9	2
190	<b>Chris Johnson</b>	11/27/11	TB	23	8.3	0	131	Earl Campbell	09/16/79	KC	32	4.1	1
186	Earl Campbell	10/11/81	Sea	39	4.8	2	130	Earl Campbell	11/10/80	NE	30	4.3	2
183	Hoyle Granger	12/04/66	SD	19	9.6	0	130	Earl Campbell	12/11/83	Cle	32	4.1	1
182	Earl Campbell	10/04/81	Cin	37	4.9	1	130	Earl Campbell	10/16/83	Min	29	4.5	1
181	Earl Campbell	12/14/80	GB	36	5.0	2	130	Eddie George	12/30/01	Cle	26	5.0	2
181	Eddie George	10/08/00	Cin	36	5.0	1	130	<b>Chris Johnson</b>	11/13/11	Car	27	4.8	1
179	Sid Blanks	12/13/64	NYJ	21	8.5	3	130	<b>Chris Johnson</b>	12/19/10	Hou	24	5.4	1
178	Earl Campbell	10/12/80	KC	38	4.7	1	130	<b>Chris Johnson</b>	11/21/10	Was	21	6.2	0
178	Travis Henry	10/15/06	Was	32	5.6	1	129	Eddie George	12/14/97	Bal	26	5.0	0
176	Eddie George	12/17/00	Cle	34	5.2	3	128	<b>Chris Johnson</b>	10/18/09	NE	17	7.5	0
175	Chris Brown	09/09/07	Jac	19	9.2	0	127	Sid Blanks	09/19/64	Oak	6	21.2	0
168	<b>Chris Johnson</b>	10/19/08	KC	18	9.3	1	126	Mike Rozier	12/11/88	Cin	22	5.7	3
167	Eddie George	10/16/00	Jac	29	5.8	1	126	<b>Chris Johnson</b>	11/11/12	Mia	23	5.5	1
166	Gary Brown	11/14/93	Cin	26	6.4	1	125	<b>Chris Johnson</b>	09/26/10	NYG	32	3.9	2
166	Earl Campbell	09/02/79	Was	32	5.2	2	125	Eddie George	10/01/00	NYG	35	3.6	1
160	Hoyle Granger	12/23/67	Mia	21	7.6	1	125	Eddie George	10/19/97	Was	31	4.0	2
158	Earl Campbell	09/23/79	Cin	34	4.6	1	125	<b>Chris Johnson</b>	11/27/08	Det	16	7.8	2
157	Earl Campbell	11/02/80	Den	36	4.4	2	125	Lorenzo White	11/26/90	Buf	18	6.9	1
156	Lorenzo White	11/21/94	NYG	27	5.8	0	124	Hoyle Granger	11/26/67	BPA	22	5.6	1
155	Eddie George	10/17/99	NO	28	5.5	0	123	Earl Campbell	09/04/83	GB	27	4.6	3
154	<b>Chris Johnson</b>	11/29/09	Ari	18	8.6	1	123	Ronnie Coleman	09/15/74	SD	21	5.9	0
153	Eddie George	11/01/98	Pit	34	4.5	1	123	Eddie George	11/14/99	Cin	29	4.2	2
153	<b>Chris Johnson</b>	12/04/11	Buf	23	6.7	2	123	Travis Henry	10/08/06	Ind	19	6.5	0
152	Chris Brown	09/19/04	Ind	26	5.8	1	122	Earl Campbell	09/06/81	LAN	27	4.5	0
152	Eddie George	10/06/96	Cin	26	5.8	1	122	Earl Campbell	11/26/78	Cin	27	4.5	0
151	<b>Chris Johnson</b>	11/23/09	Hou	29	5.2	0	122	Eddie George	11/09/97	NYG	32	3.8	1
150	Mike Rozier	09/20/87	Buf	29	5.2	1	122	Mike Rozier	11/29/87	Ind	26	4.7	0
149	Earl Campbell	10/14/79	Bal	22	6.8	3	122	<b>Chris Johnson</b>	12/17/12	NYJ	21	5.8	1
149	Rob Carpenter	11/27/77	KC	14	10.6	0	121	Eddie George	10/11/98	Bal	30	4.0	0
149	LenDale White	10/19/08	KC	17	8.8	3	121	Herman Hunter	10/11/87	Cle	28	4.3	0
149	Lorenzo White	10/11/92	Cin	25	6.0	0	120	Earl Campbell	11/05/79	Mia	32	3.8	0
148	Chris Brown	10/11/04	GB	27	5.5	2	120	Rob Carpenter	11/13/77	Oak	19	6.3	0
147	Chris Brown	10/31/04	Cin	32	4.6	1	119	Fred Willis	11/12/72	Phi	21	5.7	0
145	Billy Cannon	12/17/61	Oak	21	6.9	1	118	Billy Cannon	11/05/61	Den	11	10.7	1
144	Allen Pinkett	09/01/91	LAA	26	5.5	1	117	<b>Chris Johnson</b>	11/14/10	Mia	17	6.9	1
144	Mike Rozier	10/25/87	Atl	29	5.0	1	117	<b>Chris Johnson</b>	12/13/09	StL	28	4.2	2
143	Joe Dawkins	11/22/70	Cle	22	6.5	2	117	Larry Moriarty	11/11/84	KC	29	4.0	0
143	Eddie George	09/08/96	Jac	17	8.4	1	116	Eddie George	10/05/97	Sea	26	4.5	0
143	Travis Henry	11/19/06	Phi	18	7.9	1	116	Lorenzo White	12/09/90	Cle	18	6.4	4
142	Earl Campbell	09/19/82	Sea	30	4.7	1	116	Lorenzo White	12/07/92	Chi	21	5.5	1
142	Earl Campbell	09/25/83	Buf	30	4.7	1	115	Eddie George	11/23/03	Atl	26	4.4	1
142	Ronnie Coleman	09/12/76	TB	25	5.7	0	115	Lorenzo White	12/03/89	Pit	23	5.0	1
142	Hoyle Granger	11/12/67	Den	22	6.5	0	114	Gary Brown	12/25/93	SF	19	6.0	0
142	Skip Hicks	12/16/01	GB	17	8.4	1	114	Rob Carpenter	09/21/80	Bal	24	4.8	1
142	<b>Chris Johnson</b>	12/25/09	SD	21	6.8	1	114	Ronnie Coleman	10/23/77	Pit	26	4.4	0
142	<b>Chris Johnson</b>	09/12/10	Oak	27	5.3	2	114	Dave Smith	10/14/62	NYT	20	5.7	1
142	Charley Tolar	09/23/62	SD	18	7.9	1	113	Eddie George	11/28/99	Cle	26	4.3	2
141	Woody Campbell	12/03/67	Mia	18	7.8	1	113	Eddie George	10/13/02	Jac	31	3.6	1
141	Eddie George	12/01/96	NYJ	28	5.0	2	113	<b>Chris Johnson</b>	12/06/09	Ind	27	4.2	0
141	Mike Rozier	10/09/88	KC	27	5.2	0	113	LenDale White	12/09/07	SD	30	3.8	1
141	<b>Chris Johnson</b>	09/30/12	Hou	25	5.6	0	112	Ode Burrell	11/28/65	KC	14	8.0	2
141	<b>Chris Johnson</b>	11/04/12	Chi	16	8.8	1	112	Earl Campbell	11/18/79	Cin	19	5.9	2
139	Hoyle Granger	12/14/69	BPA	25	5.6	0	112	Ronnie Coleman	09/28/75	SD	16	7.0	1
138	Earl Campbell	12/04/83	Mia	28	4.9	1	112	Mike Rozier	11/15/87	Pit	29	3.9	0
138	Hoyle Granger	10/01/67	Den	20	6.9	0	111	Hoyle Granger	12/03/67	Mia	25	4.4	1
							111	<b>Chris Johnson</b>	10/18/10	Jax	26	4.3	1





## TOP PERFORMANCES: PASSING

328	George Blanda	11/06/64	BPA	44	20	45.5	2	1	76.7	308	Warren Moon	09/23/90	Ind	39	29	74.4	3	1	111.9	
327	Warren Moon	11/29/87	Ind	44	24	54.5	3	2	82.3	306	Warren Moon	12/16/84	Cle	31	19	61.3	0	0	94.3	
324	Warren Moon	11/24/91	Pit	48	24	50.0	2	5	46.2	305	Vince Young	11/19/07	Den	41	26	63.4	1	2	73.7	
322	Warren Moon	11/18/90	Cle	32	24	75.0	5	0	146.1	304	George Blanda	10/24/65	KC	33	19	57.6	5	0	128.0	
321	Warren Moon	10/18/92	Den	39	23	59.0	2	1	91.9	304	Warren Moon	10/26/86	LAA	46	18	39.1	0	4	26.0	
317	Warren Moon	10/15/89	Chi	26	16	61.5	2	2	97.8	303	George Blanda	09/25/66	Buf	54	23	42.6	2	5	34.7	
315	Warren Moon	09/08/91	Cin	37	22	59.5	1	1	84.9	303	Warren Moon	12/02/84	Pit	45	27	60.0	1	3	59.8	
315	Jerry Rhome	12/13/70	Cin	54	27	50.0	2	2	65.0	302	Steve McNair	12/09/01	Min	33	25	75.8	2	0	123.5	
314	Pete Beathard	10/20/69	NYJ	47	23	48.9	1	3	51.2	300	George Blanda	10/02/66	Den	37	15	40.5	5	2	86.7	
312	George Blanda	10/25/64	SD	37	22	59.5	1	2	73.3	300	Archie Manning	09/18/83	Pit	35	16	45.7	1	4	45.8	
311	<b>Matt Hasselbeck</b>	09/25/11	Den	36	27	75.0	2	0	119.1	300	Warren Moon	11/26/90	Buf	22	16	72.7	2	0	145.1	
310	Steve McNair	12/18/05	Sea	38	23	60.5	2	0	104.1	300	Kerry Collins	01/02/11	Ind	39	28	71.8	2	0	111.1	
310	Warren Moon	11/09/86	Cin	44	25	56.8	1	0	86.4											
310	Warren Moon	09/26/93	LAN	42	19	45.2	1	2	58.6											
310	Warren Moon	09/13/87	LAN	43	21	48.8	2	2	68.9											
310	Neil O'Donnell	09/19/99	Cle	40	31	77.5	1	0	107.3											
309	<b>Jake Locker</b>	12/02/12	Hou	45	21	46.7	1	3	49.2											
308	George Blanda	09/22/63	NYJ	37	25	67.6	1	2	79.6											
308	George Blanda	11/07/65	Oak	60	27	45.0	2	3	51.3											
308	Steve McNair	12/08/96	Jac	37	24	64.9	1	1	88.6											

## TOP PERFORMANCES: RECEIVING

Yards	Player	Date	Opp	Rec	Avg	TD														
272	Charlie Hennigan	10/13/61	BPA	13	20.9	1	148	Drew Hill	10/30/88	Was	9	16.4	3							
245	Haywood Jeffires	12/16/90	KC	9	27.2	1	147	Justin Gage	11/16/08	Jac	4	36.8	2							
233	Drew Bennett	12/13/04	KC	12	19.4	3	147	Chris Sanders	11/26/95	Den	5	29.4	2							
232	Charlie Hennigan	10/29/61	Buf	9	25.8	2	147	Tim Smith	09/25/83	Buf	11	13.4	0							
225	<b>Kenny Britt</b>	10/24/10	Phi	7	32.1	3	145	Ken Burrough	11/03/74	NYJ	7	20.7	0							
214	Charlie Hennigan	12/03/61	SD	10	21.4	3	145	Charlie Hennigan	09/09/62	Buf	10	14.5	2							
210	Drew Hill	12/22/85	Ind	9	23.3	2	145	Charlie Hennigan	10/25/64	SD	8	18.1	2							
202	Charlie Hennigan	09/16/62	BPA	8	25.3	2	144	Drew Hill	11/17/91	Cle	11	13.1	2							
197	Tim Smith	09/04/83	GB	8	24.6	1	143	<b>Kenny Britt</b>	12/09/12	Ind	8	17.9	0							
188	Charlie Hennigan	09/27/64	Den	11	17.1	0	143	Charley Frazier	11/06/64	BPA	9	15.9	1							
186	Charlie Hennigan	09/22/63	NYJ	9	20.7	1	143	Charlie Joiner	12/13/70	Cin	6	23.8	2							
186	Haywood Jeffires	10/13/91	NYJ	13	14.3	0	143	Yancey Thigpen	10/03/99	SF	6	23.8	1							
186	Derrick Mason	01/06/02	Cin	9	20.7	2	141	Drew Hill	12/23/89	Cle	10	14.1	2							
185	Drew Hill	11/09/86	Cin	10	18.5	0	140	Bill Groman	10/16/60	DLT	10	14.0	1							
182	Charley Frazier	09/19/65	BPA	6	30.3	2	139	Dave Casper (TE)	12/20/81	Pit	6	23.2	3							
182	Bill Groman	11/20/60	Den	3	60.7	2	139	Willard Dewveall (TE)	11/25/62	SD	3	46.3	2							
181	Charlie Hennigan	11/29/64	BPA	12	15.1	0	139	Drew Hill	11/13/88	Sea	8	17.4	1							
180	Ken Burrough	11/06/77	Chi	6	30.0	2	139	Haywood Jeffires	11/28/93	Pit	7	19.9	1							
179	Mike Montgomery	10/20/74	StL	9	19.9	1	138	Charlie Hennigan	10/17/64	NYJ	8	17.3	1							
177	Ken Burrough	11/02/75	KC	7	25.3	2	138	Drew Hill	10/26/86	LAA	7	19.7	0							
177	Derrick Mason	10/12/03	Hou	6	29.5	3	138	Billy Johnson	12/18/77	Cin	6	23.0	1							
171	Bill Groman	11/25/60	BPA	9	19.0	1	137	Willard Dewveall (TE)	12/22/63	Oak	7	19.6	2							
169	<b>Jared Cook (TE)</b>	12/24/11	Jac	8	21.1	1	137	Derrick Mason	12/14/03	Buf	9	15.2	0							
167	Tim Smith	12/16/84	Cle	7	23.9	0	136	<b>Kenny Britt</b>	09/11/11	Jax	5	27.2	2							
162	Kevin Dyson	09/12/99	Cin	9	18.0	2	136	Ken Burrough	10/17/76	SD	5	27.2	2							
160	Drew Bennett	12/19/04	Oak	13	12.3	2	135	<b>Kenny Britt</b>	09/18/11	Bal	9	15.0	1							
160	Charlie Hennigan	11/01/64	Buf	12	13.3	0	135	Webster Slaughter	11/07/93	Sea	9	15.0	1							
159	Tim Smith	09/16/84	SD	5	31.8	1	134	Bill Groman	11/05/61	Den	3	44.7	2							
158	Charley Frazier	11/13/66	BPA	6	26.3	2	134	Drew Hill	11/29/87	Ind	7	19.1	2							
156	Ernest Givins	11/16/86	Pit	8	19.5	1	133	Curtis Duncan	10/18/92	Den	5	26.6	0							
155	Ernest Givins	10/05/86	Det	5	31.0	0	133	Charlie Hennigan	09/14/63	Den	4	33.3	0							
155	Bill Groman	11/06/60	Den	7	22.1	2	133	Derrick Mason	12/01/03	NYJ	11	12.1	1							
154	Charley Frazier	10/02/66	Den	5	30.8	3	132	Drew Hill	10/27/85	StL	6	22.0	1							
152	Bill Groman	11/19/61	NYT	5	30.4	3	132	Alvin Reed (TE)	10/27/68	Buf	4	33.0	2							
151	Ernest Givins	10/06/91	Den	5	30.2	0	131	Sid Blanks (RB)	09/12/64	SD	13	10.1	0							
150	Dave Casper (TE)	11/30/80	Cle	7	21.4	1	130	Curtis Duncan	11/18/90	Cle	7	18.6	1							
150	Bill Groman	12/18/60	BPA	7	21.4	0	130	Charlie Hennigan	10/17/65	Den	7	18.6	0							
150	Jerry LeVias	11/16/69	Den	7	21.4	1	130	Butch Woolfolk (RB)	12/01/85	Cin	9	14.4	1							
150	Tim Smith	12/11/83	Cle	7	21.4	2	130	<b>Nate Washington</b>	12/11/11	NO	6	21.7	1							
148	Drew Bennett	11/14/04	Chi	6	24.7	1	129	Ken Burrough	12/21/75	Cle	5	25.8	1							
							129	Mac Haik	12/07/68	Buf	6	21.5	1							

## TOP PERFORMANCES: RECEIVING

129	Drew Hill	12/01/85	Cin	7	18.4	0	110	Kevin Dyson	12/02/01	Cle	6	18.3	0
129	Drew Hill	10/27/91	Cin	6	21.5	1	110	Charlie Hennigan	11/13/60	LAC	8	13.8	0
128	<b>Kenny Britt</b>	12/19/10	Hou	6	21.3	0	110	Jerry LeVias	12/06/69	NYJ	9	12.2	1
128	<b>Kenny Britt</b>	11/29/09	Ari	7	18.3	1	110	Webster Slaughter	09/18/94	Buf	4	27.5	0
128	Charley Frazier	09/25/66	Buf	6	21.3	1	109	Drew Bennett	10/03/04	SD	9	12.1	0
128	Ernest Givins	10/08/89	NE	5	25.6	0	109	Ken Burrough	11/11/79	Oak	3	36.3	2
128	Drew Hill	10/15/89	Chi	5	25.6	1	109	Eddie George (RB)	11/26/00	Jac	7	15.6	0
128	Mike Holston	12/20/81	Pit	5	25.6	0	109	Ernest Givins	09/09/90	Atl	4	27.3	2
127	Billy Parks	11/04/73	Bal	5	25.4	1	109	Bill Groman	10/13/61	BPA	5	21.8	1
127	Chris Sanders	12/08/96	Jac	7	18.1	0	109	Charlie Hennigan	09/24/61	SD	6	18.2	0
126	Ernest Givins	11/22/87	Cle	3	42.0	1	109	Charlie Hennigan	10/08/61	Buf	4	27.3	0
125	Tim Smith	12/15/85	Cle	7	17.9	1	109	Drew Hill	12/20/87	Pit	4	27.3	2
124	Drew Bennett	12/05/04	Ind	3	41.3	3	109	Drew Hill	12/27/87	Cin	6	18.2	0
124	Oliver Williams	10/18/87	NE	9	13.8	1	109	Derrick Mason	09/08/02	Phi	7	15.6	0
124	Roydell Williams	10/21/07	Hou	5	24.8	0	108	Willard Dewveall (TE)	12/17/61	Oak	3	36.0	2
124	Butch Woolfolk (RB)	10/06/85	Den	8	15.5	1	108	Ernest Givins	09/11/88	LAA	9	12.0	1
123	Ken Burrough	11/18/79	Cin	6	20.5	0	108	Ernest Givins	12/14/86	Min	6	18.0	1
123	Bill Groman	10/22/61	DLT	4	30.8	2	108	Ronnie Harmon (RB)	11/10/96	NO	7	15.4	1
123	Charlie Hennigan	12/17/61	Oak	5	24.6	0	108	Charlie Hennigan	10/22/61	DLT	4	27.0	1
123	Charlie Hennigan	11/19/61	NYT	8	15.4	1	108	Webster Slaughter	12/05/93	Atl	8	13.5	1
123	Charlie Hennigan	09/28/63	Buf	8	15.4	3	108	Tim Smith	12/02/84	Pit	7	15.4	0
123	Drew Hill	09/23/90	Ind	10	12.3	0	107	Ken Burrough	10/10/76	Den	5	21.4	0
123	Webster Slaughter	12/24/94	NYJ	8	15.4	0	107	Billy Cannon (RB)	12/02/62	Den	5	21.4	2
122	Ken Burrough	12/19/71	SD	4	30.5	1	107	Ernest Givins	09/26/93	LAN	3	35.7	1
122	Billy Cannon (RB)	11/19/61	NYT	7	17.4	3	107	Drew Hill	11/15/87	Pit	4	26.8	1
122	Charlie Hennigan	12/08/63	BPA	9	13.6	2	107	Derrick Mason	12/16/01	GB	8	13.4	1
122	Haywood Jeffires	11/24/91	Pit	8	15.3	1	107	Alvin Reed (TE)	09/09/68	KC	4	26.8	0
122	Jerry LeVias	10/26/69	Den	4	30.5	1	107	Tim Smith	11/11/84	KC	8	13.4	0
122	Derrick Mason	12/02/01	Cle	3	40.7	2	107	<b>Damian Williams</b>	11/13/11	Car	5	21.4	1
122	Alvin Reed (TE)	09/29/68	Oak	8	15.3	0	106	Drew Bennett	09/10/06	NYJ	8	13.3	0
121	Derrick Mason	12/19/04	Oak	9	13.4	1	106	Ken Burrough	12/03/72	Atl	4	26.5	0
120	Dave Casper (TE)	12/21/80	Min	7	17.1	1	106	Charley Frazier	10/20/63	Buf	3	35.3	1
120	Tim Smith	12/08/85	NYG	7	17.1	1	106	Bill Groman	10/09/60	NYT	6	17.7	0
120	Butch Woolfolk (RB)	09/08/85	Mia	3	40.0	1	106	Gary Wellman	01/02/94	NYJ	8	13.3	0
119	Charley Frazier	11/20/66	Buf	4	29.8	1	106	Lorenzo White (RB)	09/13/92	Ind	4	26.5	1
119	Ernest Givins	12/18/88	Cle	6	19.8	0	105	Mike Barber (TE)	11/10/80	NE	3	35.0	1
119	Charlie Hennigan	09/19/64	Oak	7	17.0	1	105	Drew Bennett	09/21/03	NO	8	13.1	1
119	Alvin Reed (TE)	10/20/69	NYJ	7	17.0	0	105	<b>Kenny Britt</b>	10/04/09	Jac	7	15.0	0
118	Ernest Givins	11/20/88	Pho	5	23.6	2	105	Chris Brown (RB)	11/27/05	SF	3	35.0	1
118	Derrick Mason	09/15/02	Dal	7	16.9	0	105	Carl Pickens	09/24/00	Pit	2	52.5	0
117	Ken Burrough	11/04/73	Bal	7	16.7	0	105	Bo Scaife (TE)	09/07/08	Jac	6	17.5	0
117	Ernest Givins	09/13/87	LAN	6	19.5	1	105	Lorenzo White (RB)	12/20/92	Cle	6	17.5	0
117	Bill Groman	11/12/61	BPA	6	19.5	1	104	Kevin Dyson	09/10/00	KC	6	17.3	1
117	Haywood Jeffires	09/06/92	Pit	7	16.7	0	104	Justin Gage	12/30/07	Ind	7	14.9	0
117	<b>Nate Washington</b>	11/21/10	Was	5	23.4	0	104	Justin Gage	12/21/08	Pit	5	20.8	1
117	<b>Nate Washington</b>	10/31/10	SD	4	29.3	1	104	Ernest Givins	10/16/88	Pit	5	20.8	1
116	Derrick Mason	12/01/02	NYG	12	9.7	1	104	Leonard Harris	10/11/87	Cle	6	17.3	0
116	Ben Troupe (TE)	12/18/05	Sea	6	19.3	0	104	Charlie Hennigan	11/15/64	Oak	6	17.3	0
115	Drew Bennett	11/12/06	Bal	6	19.2	0	104	Billy Johnson	11/28/76	Atl	5	20.8	1
115	Bill Groman	09/11/60	Oak	6	19.2	1	104	Derrick Mason	09/19/04	Ind	8	13.0	0
115	<b>Nate Washington</b>	11/20/11	Atl	9	12.8	2	104	Chris Sanders	09/24/95	Cin	2	52.0	2
114	Jim Beirne	11/09/69	Cin	6	19.0	2	103	Jim Beirne	11/28/68	KC	4	25.8	1
114	Billy Cannon (RB)	12/10/61	NYT	5	22.8	2	103	Drew Hill	12/08/85	NYG	6	17.2	0
114	Drew Hill	12/21/86	Buf	5	22.8	0	103	Haywood Jeffires	09/11/94	Dal	6	17.2	0
114	Derrick Mason	11/25/01	Pit	7	16.3	0	103	Derrick Mason	10/01/00	NYG	6	17.2	1
114	Bob McLeod (TE)	12/09/62	Oak	5	22.8	1	103	<b>Jared Cook (TE)</b>	12/18/11	Ind	9	11.4	0
113	Drew Bennett	12/10/06	Hou	6	18.8	0	102	Dave Casper (TE)	12/19/82	Phi	5	20.4	1
113	Charlie Hennigan	09/09/61	Oak	4	28.3	1	102	Willie Frazier (TE)	11/06/64	BPA	2	51.0	1
113	Charlie Hennigan	11/25/60	BPA	7	16.1	0	102	Ernest Givins	11/23/86	Ind	7	14.6	0
113	Drew Hill	11/24/88	Dal	9	12.6	1	102	Bill Groman	10/23/60	NYT	5	20.4	3
112	Ken Burrough	12/14/75	Oak	4	28.0	2	102	Drew Hill	11/26/90	Buf	6	17.0	0
112	Pat Coleman	09/25/94	Cin	4	28.0	0	102	Drew Hill	12/13/87	NO	4	25.5	0
112	Kevin Dyson	11/25/01	Pit	4	28.0	1	102	Chris Sanders	12/01/96	NYJ	3	34.0	1
112	John White (TE)	09/24/61	SD	6	18.7	1	102	Tim Smith	09/09/84	Ind	6	17.0	0
112	<b>Nate Washington</b>	09/23/12	Det	3	37.3	1	102	Yancey Thigpen	09/27/98	Jac	6	17.0	2
111	Ken Burrough	10/26/75	Det	3	37.0	1	101	Ernest Givins	10/14/90	Cin	6	16.8	1
111	Charlie Hennigan	11/22/64	KC	8	13.9	2	101	Bill Groman	12/10/61	NYT	5	20.2	0

## TOP PERFORMANCES: RECEIVING

101	Bill Groman	12/11/60	Buf	3	33.7	1	100	Curtis Duncan	12/13/92	GB	6	16.7	0
101	Charlie Hennigan	10/01/61	DLT	3	33.7	1	100	Charley Frazier	09/03/66	Den	6	16.7	3
101	Charlie Hennigan	09/07/63	Oak	7	14.4	1	100	Ernest Givins	10/25/92	Cin	8	12.5	1
101	Drew Hill	11/05/89	Det	9	11.2	1	100	Ernest Givins	11/26/92	Det	4	25.0	0
101	Drew Hill	11/08/87	SF	4	25.3	0	100	Bill Groman	10/29/61	Buf	2	50.0	2
101	Mike Holston	11/29/81	Atl	8	12.6	1	100	Drew Hill	11/20/88	Pho	5	20.0	1
101	Roy Hopkins (RB)	11/08/70	KC	6	16.8	0	100	<b>Chris Johnson (RB)</b>	11/15/09	Buf	9	11.1	0
101	Brandon Jones	12/24/06	Buf	5	20.2	1	100	Charlie Joiner	10/25/70	SD	5	20.0	1
101	Jerry LeVias	11/29/70	Den	3	33.7	2	100	Chris Sanders	12/19/99	Atl	5	20.0	1
101	Jerry LeVias	11/23/69	Mia	4	25.3	1	100	Chris Sanders	12/14/97	Bal	7	14.3	0
101	Chris Sanders	10/18/98	Cin	3	33.7	0	100	Chris Sanders	10/13/96	Atl	4	25.0	1
101	Tim Smith	10/21/84	SF	6	16.8	1	100	Frank Wycheck (TE)	10/21/01	Det	7	14.3	1
100	Dave Casper (TE)	11/28/82	NE	6	16.7	1							

## CAREER 100-YARD RUSHING GAMES

No.	Player	W-L-T
39	Earl Campbell	28-11-0
36	Eddie George	30-6-0
33	<b>Chris Johnson</b>	24-9-0
11	Hoyle Granger	8-2-1
8	Mike Rozier	6-2-0
7	Chris Brown	4-3-0
7	LenDale White	6-1-0
7	Lorenzo White	4-3-0
6	Gary Brown	6-0-0
6	Ronnie Coleman	5-1-0
6	Charlie Tolar	6-0-0
6	Travis Henry	3-3-0
5	Billy Cannon	5-0-0
3	Rob Carpenter	2-1-0
3	Larry Moriarty	2-1-0
3	Dave Smith	3-0-0
2	Sid Blanks	2-0-0
2	Woody Campbell	2-0-0
2	Allen Pinkett	2-0-0
2	Rodney Thomas	2-0-0
1	Ode Burrell	0-1-0
1	Joe Dawkins	0-1-0
1	Don Hardeman	1-0-0
1	Skip Hicks	1-0-0
1	Roy Hopkins	1-0-0
1	Paul Robinson	0-1-0
1	Fred Willis	0-1-0
1	Butch Woolfolk	1-0-0

## CAREER 300-YARD PASSING GAMES

No.	Player	W-L-T
38	Warren Moon	20-18-0
15	George Blanda	5-10-0
10	Steve McNair	4-6-0
3	<b>Matt Hasselbeck</b>	3-0-0
3	Billy Volek	0-3-0
3	Dan Pastorini	0-3-0
2	Cody Carlson	1-1-0
2	Jacky Lee	1-0-1
2	<b>Jake Locker</b>	1-1-0
2	Archie Manning	0-2-0
2	Neil O'Donnell	1-1-0
2	Vince Young	1-1-0
1	Pete Beathard	0-0-1
1	Chris Chandler	1-0-0
1	Kerry Collins	0-1-0
1	Lynn Dickey	1-0-0
1	Gifford Nielsen	1-0-0
1	Jerry Rhome	0-1-0
1	Ken Stabler	0-1-0
1	Don Trull	0-1-0

## CAREER 100-YARD RECEIVING GAMES

No.	Player	W-L-T
26	Charlie Hennigan	12-14-0
24	Drew Hill	15-9-0
18	Ernest Givins	7-11-0
14	Ken Burrough	12-2-0
13	Derrick Mason	7-6-0
10	Tim Smith	3-7-0
9	Drew Bennett	3-6-0
8	Charles Frazier	3-5-0
8	Bill Groman	8-0-0
8	Chris Sanders	6-2-0
7	<b>Kenny Britt</b>	4-3-0
6	Haywood Jeffires	3-3-0
5	Jerry LeVias	3-1-1
5	<b>Nate Washington</b>	1-4-0
4	Kevin Dyson	3-1-0
4	Alvin Reed	1-3-0
4	Webster Slaughter	2-2-0
3	Curtis Duncan	1-2-0
3	Justin Gage	3-0-0
2	Mike Barber	2-0-0
2	Jim Bierne	0-1-1
2	<b>Jared Cook</b>	1-1-0
2	Willard Dewveall	1-1-0
2	Billy Johnson	2-0-0
2	Charlie Joiner	0-1-1
2	Yancey Thigpen	0-2-0
2	Lorenzo White	2-0-0
2	Butch Woolfolk	1-1-0
1	Sid Blanks	0-1-0
1	Chris Brown	1-0-0
1	Pat Coleman	1-0-0
1	Willie Fraizer	1-0-0
1	Eddie George	0-1-0
1	Mac Haik	1-0-0
1	Ronnie Harmon	1-0-0
1	Leonard Harris	1-0-0
1	Mike Holston	0-1-0
1	Roy Hopkins	0-1-0
1	<b>Chris Johnson</b>	1-0-0
1	Brandon Jones	1-0-0
1	Mike Montgomery	0-1-0
1	Dave Parks	1-0-0
1	Carl Pickens	1-0-0
1	Bo Scaife	1-0-0
1	Ben Troupe	0-1-0
1	Gary Wellman	1-0-0
1	John White	0-1-0
1	<b>Damian Williams</b>	1-0-0
1	Oliver Williams	0-1-0
1	Roydell Williams	1-0-0
1	Frank Wycheck	1-0-0

## TOP PERFORMANCES BY TEAMMATES

### GAMES WITH MORE THAN ONE 100-YARD RUSHER

Dec. 15, 1962	@ New York, Billy Cannon (9-103) and Charlie Tolar (29-107)
Nov. 12, 1967	@ Denver, Woody Campbell (16-101) and Hoyle Granger (22-142)
Dec. 3, 1967	vs. Miami, Woody Campbell (18-141) and Hoyle Granger (25-111)
Sep. 28, 1975	vs. San Diego, Ronnie Coleman (16-112) and Don Hardeman (27-107)
Nov. 27, 1977	vs. Kansas City, Rob Carpenter (14-149) and Ronnie Coleman (15-101)
Oct. 19, 2008	@ Kansas City, <b>Chris Johnson</b> (18-168) and LenDale White (17-149)
Nov. 27, 2008	@ Detroit, <b>Chris Johnson</b> (16-125) and LenDale White (23-106)

### GAMES WITH MORE THAN ONE 100-YARD RECEIVER

Nov. 25, 1960	@ Boston, Bill Groman (9-171) and Charlie Hennigan (7-113)
Sep. 24, 1961	@ San Diego, Charlie Hennigan (6-109) and John White (6-112)
Oct. 13, 1961	@ Boston, Bill Groman (8-148) and Charlie Hennigan (13-272)
Oct. 22, 1961	vs. Dallas, Bill Groman (4-123) and Charlie Hennigan (4-108)
Sep. 12, 1964	@ San Diego, Sid Banks (12-131) and Charlie Hennigan (7-104)
Nov. 6, 1964	@ Boston, Charles Frazier (9-143) and Willie Frazier (2-102)
Nov. 4, 1973	@ Baltimore, Ken Burrough (7-117) and Dave Parks (5-127)
Nov. 20, 1978	vs. Miami, Mike Barber (4-112) and Ken Burrough (6-103)
Nov. 20, 1988	vs. Phoenix, Ernest Givens (5-118) and Drew Hill (5-100)
Nov. 25, 2001	vs. Pittsburgh, Kevin Dyson (4-112) and Derrick Mason (7-114)
Dec. 2, 2001	@ Cleveland, Kevin Dyson (6-110) and Derrick Mason (3-122)
Dec. 19, 2004	@ Oakland, Derrick Mason (9-121) and Drew Bennett (13-160)

### GAMES WITH 100-YARD RUSHER, 100-YARD RECEIVER & 300-YARD PASSER

Dec. 17, 1961	at Oakland, George Blanda (350 yards passing), Billy Cannon (145 rushing), Charlie Hennigan (123 receiving), Willard Dewveall (108 receiving)
Sep. 4, 1983	vs. Green Bay, Archie Manning (348 yards passing), Earl Campbell (123 rushing), Tim Smith (197 receiving)
Nov. 29, 1987	at Indianapolis, Warren Moon (327 yards passing), Mike Rozier (122 rushing), Drew Hill (134 receiving)
Nov. 26, 1990	vs. Buffalo, Warren Moon (300 yards passing), Lorenzo White (125 rushing), Drew Hill (102 receiving)
Sep. 6, 1992	vs. Pittsburgh, Warren Moon (330 yards passing), Lorenzo White (100 rushing) and Haywood Jeffires (117 receiving)
Nov. 29, 2009	vs. Arizona, Vince Young (387 yards passing), <b>Chris Johnson</b> (154 rushing) and <b>Kenny Britt</b> (128 receiving)

## LARGEST WIN/LOSS MARGINS

#### LARGEST MARGIN OF VICTORY

MARGIN	SCORE	DATE	OPPONENT
1. 55 points	55-0	9/9/61	OAKLAND
2. 47 points	47-0	11/6/77	CHICAGO
3. 44 points	58-14	12/9/90	CLEVELAND
4. 42 points	55-13	11/5/61	at Denver
5. 40 points	47-7	12/13/09	ST. LOUIS
6. 39 points	56-17	10/14/62	N.Y. TITANS
7. 38 points	45-7	9/3/66	DENVER
8. 37 points	47-10	11/27/08	at Detroit
9. 36 points	49-13	11/19/61	N.Y. TITANS
10. 35 points	41-6	12/11/88	CINCINNATI
35 points	38-3	11/14/93	at Cincinnati
12. 34 points	37-3	11/11/12	at Miami
34 points	44-10	12/15/62	at N.Y. Titans
13. 32 points	35-3	12/10/00	CINCINNATI
32 points	35-3	10/27/91	CINCINNATI
32 points	39-7	10/1/89	MIAMI

#### LARGEST MARGIN OF DEFEAT

MARGIN	SCORE	DATE	OPPONENT
1. 59 points	59-0	10/18/09	at New England
2. 54 points	61-7	12/17/89	at Cincinnati
3. 48 points	55-7	12/23/12	at Green Bay
4. 44 points	44-0	11/1/70	at St. Louis
44 points	61-17	12/17/72	CINCINNATI
6. 42 points	45-3	11/1/63	at Boston
42 points	52-10	12/20/70	at Dallas
42 points	45-3	9/18/88	at N.Y. Jets
9. 41 points	55-14	11/6/83	CINCINNATI
41 points	51-10	10/13/74	at Minnesota
11. 39 points	52-13	9/18/66	at N.Y. Jets
12. 34 points	34-0	10/9/72	OAKLAND
34 points	34-0	11/26/89	at Kansas City
34 points	41-7	10/23/11	HOUSTON
15. 33 points	40-7	11/22/87	CLEVELAND
33 points	40-7	9/17/06	at San Diego



# HISTORY









2009 SEASON (8-8 REGULAR SEASON, 0-0 PLAYOFFS) • 3RD PLACE AFC SOUTH

Table with columns: DATE, OPPONENT, SCORE, W/L, ATT. Rows include games from Sep. 10 to Jan. 3, with an overtime note.

Summary statistics table for the season, including Total First Downs, Possession Avg., Total Net Yards, Net Yards Rushing, Net Yards Passing, Punting/Average, and Touchdowns.

BY PERIODS table with columns: 1, 2, 3, 4, OT, PTS. Rows for Titans and Opponents.

SCORING table with columns: TD, RU, PA, RT, PAT, FG, S, TP. Rows for individual players and team totals.

2-Pt Conversions: Johnson, Titans 1-2, Opponents 1-1

FUM/Lost: Young 8/2, Mouton 4/2, Collins 3/2, Johnson 3/3, Hall 2/2, Britt 1/1, Crumpler 1/1, Finnegan 1/0, Pearman 1/1, Scaife 1/1, Washington 1/0, White 1/1

RUSHING table with columns: No, Yds, Avg, Lg, TD. Rows for Johnson, Young, White, Ringer, Collins, Washington, Hall, and team totals.

PASSING table with columns: Att, Cmp, Pct, Yards, Yds/Att, TD, Int, Lg, Sk/Yds, Rating. Rows for Young, Collins, Johnson, and team totals.

RECEIVING table with columns: No, Yds, Avg, Lg, TD. Rows for Johnson, Washington, Scaife, Britt, Gage, Crumpler, Hall, Cook, Hawkins, White, M. Jones, and team totals.

INTERCEPTIONS table with columns: No, Yds, Avg, Lg, TD. Rows for Finnegan, Hood, Fuller, Bulluck, Hope, Harper, Griffin, McRath, and team totals.

PUNTING table with columns: No, Yds, Avg, Net, TB, In, Lg, B. Rows for Kern LG, Kern TM, Hodges TM, Henrich, Bironas, and team totals.

PUNT RETURNS table with columns: No, FC, Yds, Avg, Lg, TD. Rows for Pearman, Kaesviharn, Mouton, Finnegan, M. Jones, and team totals.

KICKOFF RETURNS table with columns: No, Yds, Avg, Lg, TD. Rows for Britt, M. Jones, Ringer, Pearman, Griffin, Crumpler, McCourty, Hall, Mouton, Stevens, and team totals.

FIELD GOALS table with columns: 1-19, 20-29, 30-39, 40-49, 50+. Rows for Bironas, Team, and Opponents.

Table detailing Bironas/Titans and Opponents field goals by yardage range, including player names and counts.

SACKS: Ford 5.5, T. Brown 5, Hayes 4, J. Jones 4, Vanden Bosch 3, Hope 2, Tulloch 2, Fuller 1, Griffin 1, Kearse 1, Marks 1, Thornton 1, (group) 1, Hays 0.5. Titans 32, Opponents 15.

TACKLES (Solo-Assists-Total): Tulloch 95-37-132, Bulluck 83-35-118, Griffin 62-46-108, Hope 70-25-95, Vanden Bosch 41-45-86, W. Hayes 51-31-82, Harper 69-8-77, Finnegan 57-19-76, Brown 36-25-61, Thornton 46-14-60, J. Hayes 29-26-55, Vickerson 24-25-49, Ball 19-19-38, Ford 22-16-38, McRath 25-13-38, Fuller 25-8-33, McCourty 20-10-30, Marks 9-14-23, J. Jones 15-6-21, Hood 14-4-18, Mouton 9-8-17, Allred 6-9-15, Kaesviharn 10-3-13, Kearse 5-6-11, C. Williams 5-2-7, Amato 0-0-0, Keqglar 0-0-0, Nickey 0-0-0. Team Totals: 847-454-1,301.

USUAL STARTING LINEUP

OFFENSE: WR Nate Washington (85), LT Michael Roos (71), LG Eugene Amano (54), C Kevin Mawae (68), RG Jake Scott (73), RT David Stewart (76), TE Bo Scaife (80)/Alge Crumpler (83), WR Justin Gage (12), FB Ahmard Hall (45), QB Vince Young (10), RB Chris Johnson (28).

DEFENSE: LE William Hayes (95), LT Jovan Haye (75), RT Tony Brown (97), RE Kyle Vanden Bosch (93), LLB David Thornton (50), MLB Stephen Tulloch (55), RLB Keith Bulluck (53), LCB Nick Harper (20), RCB Cortland Finnegan (31), SS Chris Hope (24), FS Michael Griffin (33).

SPECIALISTS

K Rob Bironas (2), P Brett Kern (6).

Pro Bowl

All-Pro

GM: Mike Reinfeldt; Head Coach: Jeff Fisher. Asst. Coaches: Mike Heimerdinger (off. coord.), Chuck Cecil (def. coord.), Dave McGinnis (asst. head coach/LB), Steve Watterson (asst. head coach/strength & conditioning), Earnest Byner (RB), Marty Galbraith (ST asst.), Fred Graves (WR), Tim Hauck (asst. secondary), Craig Johnson (QB), Dowell Loggains (off. qual. ctl.), Alan Lowry (ST), Mike Munchak (OL), Marcus Robertson (secondary), Rayna Stewart (def. asst./qual. ctl.), Jim Washburn (DL), Richie Wessman (off. asst.), John Zernhelt (TE).

AMERICAN FOOTBALL CONFERENCE STANDINGS

Standings table for AFC EAST, AFC NORTH, AFC SOUTH, and AFC WEST, including columns for W, L, T, PCT.

NATIONAL FOOTBALL CONFERENCE STANDINGS

Standings table for NFC EAST, NFC NORTH, and NFC SOUTH, including columns for W, L, T, PCT.

\* Wild Card for Playoffs

2008 SEASON (13-3 REGULAR SEASON, 0-1 PLAYOFFS) • 1ST PLACE AFC SOUTH

Table with columns: DATE, OPPONENT, SCORE, W/L, ATT. Lists weekly game results from Sep 7 to Jan 10.

\* Overtime

Summary statistics table with columns: TITANS, OPP. Rows include Total First Downs, Net Yards Rushing, Net Yards Passing, etc.

Table with columns: BY PERIODS, 1, 2, 3, 4, OT, PTS. Shows performance by quarter.

Table with columns: SCORING, TD, RU, PA, RT, PAT, FG, S, TP. Lists player statistics for touchdowns, punts, and field goals.

2-point conversions: Hall, Titans 1-1, Opponents 0-1

FUM/lost: Collins 5/1, Carr 2/0, McCareins 2/2, Young 2/0, Crumpler 1/0, Hall 1/1, Henrich 1/1, C. Johnson 1/1, Mawae 1/1, Scaife 1/0, White 1/1

Table with columns: RUSHING, No, Yds, Avg, Lg, TD. Lists rushing statistics for all players.

Table with columns: PASSING, Att, Cmp, Pct, Yards, Yds/Att, TD, Int, Lg, Sk/Yds, Rating. Lists passing statistics for all players.

Summary statistics table with columns: No, Yds, Avg, Lg, TD. Shows overall team and opponent stats.

Table with columns: RECEIVING, No, Yds, Avg, Lg, TD. Lists receiving statistics for all players.

Table with columns: INTERCEPTIONS, No, Yds, Avg, Lg, TD. Lists interception statistics for all players.

Table with columns: PUNTING, No, Yds, Avg, Net, TB, In, Lg, B. Lists punting statistics for all players.

Table with columns: PUNT RETURNS, No, FC, Yds, Avg, Lg, TD. Lists punt return statistics for all players.

Table with columns: KICKOFF RETURNS, No, Yds, Avg, Lg, TD. Lists kickoff return statistics for all players.

Table with columns: FIELD GOALS, 1-19, 20-29, 30-39, 40-49, 50+. Lists field goal statistics.

Bironas/Titans: (47G) (34G) (44G) (20G, 32G, 49G) (35G, 26G) (49G, 46G) (34G, 44G, 43N, 48G) (31G, 25G, 22G, 47N, 41G) (49N) (32G) (43G, 49G) (49G, 41G, 45G, 43G) ( ) (26G, 23G, 51G, 34G, ) (42G) (48N)

SACKS: Haynesworth 8.5, Ford 7, J. Jones 5, Ball 4.5, Vanden Bosch 4.5, Brown 4, Kearshe 3.5, Vickerson 1.5, Finnegan 1, Griffin 1, Hayes 1, Hope 1, Tulloch 1, Bulluck 0.5

TACKLES (Solo-Assists-Total): Bulluck 83-37-120, Tulloch 62-36-98, Hope 71-22-93, Thornton 63-30-93, Griffin 49-32-81, Harper 70-10-80, Finnegan 61-18-79, Haynesworth 45-30-75, Brown 41-32-73, Ball 22-29-51, Jones 28-21-49, Kearshe 35-13-48, Vanden Bosch 16-30-46, Ford 27-18-45, Fuller 35-8-43, Carr 24-9-33, Fowler 14-13-27, Vickerson 10-13-23, Hayes 13-8-21, King 9-1-10, Allred 7-1-8, Nickey 3-3-6, Keglar 3-2-5, Stamer 1-1-2, Amato 0-0-0, Gordon 0-0-0, Hill 0-0-0, Williams 0-0-0

Team Totals: 792-417-1209. Summary table for tackles.

USUAL STARTING LINEUP

Table listing offensive lineup: WR Justin McCareins (19), LT Michael Roos (71), LG Eugene Amano (54), C Kevin Mawae (68), RG Jake Scott (73), RT David Stewart (76), TE Alge Crumpler (83), WR Justin Gage (12), FB Ahmard Hall (45), QB Kerry Collins (5), RB Chris Johnson (28)

Table listing defensive lineup: LE Jevon Kearse (90), LT Tony Brown (97), RT Albert Haynesworth (92), RE Kyle Vanden Bosch (93), LLB David Thornton (50), MLB Stephen Tulloch (55), RLB Keith Bulluck (53), LCB Nick Harper (20), RCB Cortland Finnegan (31), SS Chris Hope (24), FS Michael Griffin (33)

SPECIALISTS: K Rob Bironas (2), P Craig Henrich (15)

Pro Bowl All-Pro

GM: Mike Reinfeldt; Head Coach: Jeff Fisher. Asst. Coaches: Mike Heimerdinger (off. coord.), Jim Schwartz (def. coord.), Dave McGinnis (asst. head coach/LB), Bart Andrus (off. asst.), Matt Burke (def. asst./qual. ct.), Earnest Byner (RB), Chuck Cecil (DB), Marty Galbraith (ST asst.), Fred Graves (WR), Craig Johnson (QB), Dowell Loggains (off. qual. ct.), Alan Lowry (ST), Mike Munchak (OL), Marcus Robertson (asst. secondary), Jim Washburn (DL), Steve Watterson (asst. head coach/strength & conditioning), John Zernelt (TE)

AMERICAN FOOTBALL CONFERENCE STANDINGS

Standings table for AFC East, North, South, West with columns: W, L, T, Pct.

NATIONAL FOOTBALL CONFERENCE STANDINGS

Standings table for NFC East, North, South, West with columns: W, L, T, Pct.

\* Wild Card for Playoffs



2006 SEASON (8-8 REGULAR SEASON, 0-0 PLAYOFFS) • 2ND PLACE AFC SOUTH

Table with columns: DATE, OPPONENT, SCORE, W/L, ATT. Lists game results from Sep. 10 to Dec. 31, including opponents like N.Y. JETS, at San Diego, at Miami, DALLAS, at Indianapolis, at Washington, BYE, HOUSTON, at Jacksonville, BALTIMORE, at Philadelphia, N.Y. GIANTS, INDIANAPOLIS, at Houston, JACKSONVILLE, at Buffalo, and NEW ENGLAND.

Summary statistics tables: Total First Downs (Rushing, Passing, Penalty), Possession Avg., Total Net Yards, Net Yards Rushing, Net Yards Passing, Punting/Average, Net Punting Avg., Penalties/Yards, Fumbles/Ball Lost, Touchdowns, and BY PERIODS.

BY PERIODS table showing statistics for 1, 2, 3, 4 quarters and OT.

SCORING table with columns: TD, RU, PA, RT, PAT, FG, S, TP. Lists touchdowns, rushing, passing, returns, punts, field goals, safes, and touchdowns by player.

2-point conversions: Bennett, Henry, Young, Titans 3-3, Opponents 1-2

RUSHING table with columns: No, Yds, Avg, Lg, TD. Lists rushing statistics for players like Henry, Young, White, C.Brown, Hall, Scaife, A.Jones, Roby.

PASSING table with columns: Att, Cmp, Pct, Yards, Yds/Att, TD, Int, Lg, Sk/Yds, Rating. Lists passing statistics for Young, Collins, Titans, Opponents.

Summary statistics for B.Jones, Givens, Nickey, and overall Titans vs Opponents totals.

RECEIVING table with columns: No, Yds, Avg, Lg, TD. Lists receiving statistics for players like Bennett, Wade, Scaife, B.Jones, Henry, Hall, White, Troupe, R.Williams, Givens, Hartsock, A.Jones, Roby, Cramer, C.Brown, Wallace, Titans, Opponents.

INTERCEPTIONS table with columns: No, Yds, Avg, Lg, TD. Lists interception statistics for Hope, A.Jones, Thompson, Hill, Sirmon, Bulluck, Tulloch, Titans, Opponents.

PUNTING table with columns: No, Yds, Avg, Net, TB, In, Lg, B. Lists punting statistics for Henrich, Titans, Opponents.

PUNT RETURNS table with columns: No, FC, Yds, Avg, Lg, TD. Lists punt return statistics for A.Jones, Wade, Titans, Opponents.

KICKOFF RETURNS table with columns: No, Yds, Avg, Lg, TD. Lists kickoff return statistics for Wade, A.Jones, Scaife, Cramer, White, Hartsock, Titans, Opponents.

FIELD GOALS table with columns: 1-19, 20-29, 30-39, 40-49, 50+. Lists field goal statistics for Bironas, Titans, Opponents.

SACKS table listing sack statistics for Vanden Bosch, LaBoy, Starks, Bulluck, Haynesworth, Finnegan, T.Brown, Mahelona, A.Jones, Bockwoldt, Odom, Smith, Sirmon, Tulloch.

TACKLES (Solo-Assists-Total) table listing tackle statistics for Bulluck, Bockwoldt, Finnegan, Sirmon, Smith, A.Jones, Mahelona, Fuller, Odom, Bockwoldt, Scott, Woolfolk, Savage, Amato, Reynolds, Lowry.

Summary statistics table with columns: Att, Cmp, Pct, Yards, Yds/Att, TD, Int, Lg, Sk/Yds, Rating. Lists overall statistics for Young, Collins, Titans, Opponents.

USUAL STARTING LINEUP

- OFFENSE: WR Brandon Jones (81), LT Michael Roos (71), LG Jacob Bell (60), C Kevin Mawae (68), RG Benji Olson (75), RT David Stewart (76), TE Bo Scaife (80), WR Drew Bennett (83), FB Ahmard Hall (45), QB Vince Young (10), RB Travis Henry (20)

- DEFENSE: LE Kyle Vanden Bosch (93), LT Robaire Smith (98), RT Albert Haynesworth (92), RE Travis LaBoy (91), LLB David Thornton (50), MLB Peter Sirmon (59), RLB Keith Bulluck (53), LCB Reynaldo Hill (21), RCB Pacman Jones (32), SS Chris Hope (24), FS Lamont Thompson (28)

- SPECIALISTS: K Rob Bironas (2), P Craig Henrich (15)

Pro Bowl All-Pro

GM: Floyd Reese; Head Coach: Jeff Fisher. Asst. Coaches: Norm Chow (off. coord.), Jim Schwartz (def. coord.), Dave McGinnis (Asst. head coach/LB), Sherman Smith (Asst. head coach/RB), Matt Burke (def. asst.), Chuck Cecil (S/nickel), Marty Galbraith (ST asst.), Craig Johnson (QB), Alan Lowry (ST), Mike Munchak (OL), Ray Sherman (WR), Jim Washburn (DL), Steve Watterson (strength & rehab.), Everett Withers (DB), John Zernhelt (TE)

AMERICAN FOOTBALL CONFERENCE STANDINGS

Standings table for AFC EAST, AFC NORTH, AFC SOUTH, AFC WEST. Lists win/loss/tie records and percentages for teams like New England, Baltimore, Tennessee, Houston, San Diego, Oakland.

NATIONAL FOOTBALL CONFERENCE STANDINGS

Standings table for NFC EAST, NFC NORTH, NFC SOUTH, NFC WEST. Lists win/loss/tie records and percentages for teams like Philadelphia, Dallas, Washington, Chicago, Green Bay, Seattle, St. Louis, Arizona.

\* Wild Card for Playoffs











2001 SEASON (7-9 REGULAR SEASON, 0-0 PLAYOFFS) • 3RD PLACE AFC CENTRAL (TIED)

Table with columns: DATE, OPPONENT, SCORE, W/L, ATT. Lists game results from Sep. 9 to Jan. 6.

Table with columns: TITANS, OPP. Summary of offensive stats including First Downs, Net Yards, and Touchdowns.

Table with columns: BY PERIODS, 1, 2, 3, 4, OT, PTS. Shows performance by quarter.

Table with columns: SCORING, TD, RU, PA, RT, PAT, FG, S, TP. Tracks individual player scoring stats.

2-point conversions: Mason, K. Dyson, Bennett, Titans 3-4, Opponents 1-2

Table with columns: RUSHING, No, Yds, Avg, Lg, TD. Summarizes rushing performance.

Table with columns: PASSING, Att, Cmp, Pct, Yards, Yds/Att, TD, Int, Lg, Sk/Yds, Rating. Summarizes passing performance.

Table with columns: RECEIVING, No, Yds, Avg, Lg, TD. Summarizes receiving performance.

Table with columns: INTERCEPTIONS, No, Yds, Avg, Lg, TD. Summarizes interception performance.

Table with columns: PUNTING, No, Yds, Avg, Net, TB, In, Lg, B. Summarizes punting performance.

Table with columns: PUNT RETURNS, No, FC, Yds, Avg, Lg, TD. Summarizes punt return performance.

Table with columns: KICKOFF RETURNS, No, Yds, Avg, Lg, TD. Summarizes kickoff return performance.

Table with columns: FIELD GOALS, 1-19, 20-29, 30-39, 40-49, 50+. Summarizes field goal performance.

Nedney: (51G) (47N, 22G, 43G) (46N) (44G, 45G, 47N, 49G) (38G, 4G, 30G, 46G) (48N) (51N, 46G) (48N, 27G) (41G, 37G) (49G) (29G) (37G) (44N, 24G) (22G, 21G) (31G) ()

SACKS Kears 10.0, Evans 5.5, Fisk 2.5, Carter 2.0, Rolle 2.0, Smith 2.0, Favors 1.5, Morris 1.5, Bulluck 1.0, Chamberlin 1.0, Ford 1.0, Godfrey 1.0, Robinson 1.0

TACKLES (Solo-Assists-Total) Godfrey (79-32-111), Robinson (58-43-101) Phenix (63-24-87), Evans (53-24-77), Fisk (38-30-68), Kears (39-25-64), Bulluck (35-29-64), Carter (39-22-61), Favors (34-27-61), A. Dyson (52-6-58), Rolle (52-4-56), Morris (34-12-46), Ford (24-20-44), Jenkins (12-3-15), Porter (26-5-31), Bishop (22-5-27), Mitchell (22-3-25), Salave'a (6-12-18), J. Walker (8-9-17), Smith (8-8-16), Chamberlin (12-3-15), Booker (6-2-8), Myers (2-2-4), Thomas (2-1-3), Green (1-0-1)

Team Totals: 751-352-1103

USUAL STARTING LINEUP

Table with columns: OFFENSE, WR, TE/FB, LT, LG, C, RG, RT, TE, WR, QB, RB. Lists offensive players.

Table with columns: DEFENSE, LE, LT, RT, RE, LLB, MLB, RLB, LCB, RCB, SS, FS. Lists defensive players.

Table with columns: SPECIALISTS, K, P. Lists special teams players.

Pro Bowl All-Pro

GM: Floyd Reese; Head Coach: Jeff Fisher. Asst. Coaches: Mike Heimerdinger, Jim Schwartz, George Henshaw, Gunther Cunningham, Chuck Cecil, Alan Lowry, Mike Munchak, Sherman Smith, Steve Walters, Jim Washburn, Steve Watterson.

AMERICAN FOOTBALL CONFERENCE STANDINGS

Table with columns: AFC EAST, AFC CENTRAL, AFC WEST. Shows division standings.

NATIONAL FOOTBALL CONFERENCE STANDINGS

Table with columns: NFC EAST, NFC CENTRAL, NFC WEST. Shows division standings.

\* Wild Card for Playoffs



1999 SEASON (13-3 REGULAR SEASON, 3-1 PLAYOFFS) • 2ND PLACE AFC CENTRAL

Table with columns: DATE, OPPONENT, SCORE, W/L, ATT. Rows include games from Sep. 12 to Jan. 23.

\* Overtime

Summary statistics table with columns: TITANS, OPP. Rows include Total First Downs, Net Yards Rushing, Net Yards Passing, etc.

BY PERIODS table with columns: 1, 2, 3, 4, OT, PTS. Rows for Titans and Opponents.

SCORING table with columns: TD, RU, PA, RT, PAT, FG, S, TP. Rows for individual players and team totals.

2-point conversions: Harris, Titans 1-3, Opponents 4-6

RUSHING table with columns: No, Yds, Avg, Lg, TD. Rows for E. George, McNair, Thomas, Dyson, Hentrich.

PASSING table with columns: Att, Cmp, Pct, Yards, Yds/Att, TD, Int, Lg, Sk/Yds, Rating. Rows for McNair, O'Donnell, Wycheck, Titans, Opponents.

Summary statistics table with columns: No, Yds, Avg, Lg, TD. Rows for Neal, O'Donnell, Titans, Opponents.

RECEIVING table with columns: No, Yds, Avg, Lg, TD. Rows for Wycheck, Dyson, E. George, Thigpen, Harris, Sanders, Byrd, Roan, Thomas, Mason, Neal, Kent, Titans, Opponents.

INTERCEPTIONS table with columns: No, Yds, Avg, Lg, TD. Rows for Rolle, Sidney, Holmes, Dorsett, Mitchell, Bowden, Walker, Fisk, Robertson, Jackson, Titans, Opponents.

PUNTING table with columns: No, Yds, Avg, Net, TB, In, Lg, B. Rows for Hentrich, Titans, Opponents.

PUNT RETURNS table with columns: No, FC, Yds, Avg, Lg, TD. Rows for Mason, Preston TM, Byrd, S. George, Rolle, Sidney, Thigpen, Titans, Opponents.

KICKOFF RETURNS table with columns: No, Yds, Avg, Lg, TD. Rows for Mason, Preston TM, S. George, Byrd, Kent, Neal, Titans, Opponents.

FIELD GOALS table with columns: 1-19, 20-29, 30-39, 40-49, 50+. Rows for Del Greco, Titans, Opponents.

Del Greco: (50G, 33G) (35G,44N) (44G, 48G) (21G, 22G,28G) ( ) (42N,19G) (27G) (33N) (26G) ( ) (27G,31G, 37N) (39G,33G) ( ) (38G,27G,43N) (30G,20G) (42G)
Opponents: (33G,38G) (41G) (42G) (39G) (44G,46G,50G) (24G,42G) (54N,38N) (43N,46G) (32N) (44N,24G) ( ) (21G,27G) (32N,45N) (32G) ( ) ( )

SACKS
Kearse 14.5, Robinson 6.0, Ford 5.5, Thornton 4.5, Fisk 4.0, Holmes 4.0, Bowden 3.5, Evans 3.5, Rolle 3.0, Bishop 2.5, Jones 1.0, Frederick 0.5, Jackson 0.5, Robertson 0.5, Wortham 0.5
Titans 54.0, Opponents 25.0

TACKLES (Solo-Assists-Total)
Bishop (80-33-113), Robinson (84-49-113), Robertson (64-28-92), Kearse (59-26-85), Bowden (54-27-81), Wortham (50-31-81), Fisk (41-39-80), Rolle (57-13-70), Walker (47-9-56), Evans (26-28-54), Ford (26-15-41), Phenix (32-7-39), Sidney (34-5-39), Holmes (20-18-38), Thornton (23-10-33), Killens (13-12-25), Jackson (18-4-22), Colman (12-9-21), Jones (12-7-19), Dorsett (10-1-11), Frederick (2-8-10), Salave'a (4-6-10), Mitchell (6-1-7), McCullough (3-0-3)
Team Totals: 760-383-1143

USUAL STARTING LINEUP

OFFENSE
WR Kevin Dyson (87)
LT Brad Hopkins (72)
LG Bruce Matthews (74)
C Kevin Long (60)
RG Benji Olson (75)
RT Jon Runyan (69)
TE Frank Wycheck (89)
WR Yancey Thigpen (82)
QB Steve McNair (9)
RB Eddie George (27)
FB Lorenzo Neal (41)

DEFENSE

LE Jevon Kearse (90)
LT Josh Evans (91)
RT Jason Fisk (97)
RE Kenny Holmes (99)
LLB Eddie Robinson (55)
MLB Barron Wortham (82)
RLB Joe Bowden (58)
LCB Denard Walker (25)
RCB Samari Rolle (21)
SS Blaine Bishop (23)
FS Marcus Robertson (31)

SPECIALISTS

K Al Del Greco (3)
P Craig Hentrich (15)

Pro Bowl

All-Pro

GM: Floyd Reese; Head Coach: Jeff Fisher
Asst. Coaches: George Henshaw (asst. head coach/run game), Les Steckel (off. coord.), Gregg Williams (def. coord.), Bart Andrus (QB), O'Neill Gilbert (LB), Jerry Gray (DB), Alan Lowry (ST), Mike Munchak (OL), Jim Schwartz (def. asst.), Sherman Smith (RB), Steve Walters (WR), Jim Washburn (DL), Steve Watterson (strength & rehab.)

AMERICAN FOOTBALL CONFERENCE STANDINGS

Standings table with columns: AFC EAST, AFC CENTRAL, AFC WEST. Rows include teams like Indianapolis, Tennessee, Pittsburgh, etc.

NATIONAL FOOTBALL CONFERENCE STANDINGS

Standings table with columns: NFC EAST, NFC CENTRAL, NFC WEST. Rows include teams like Washington, Dallas, Tampa Bay, etc.

\* Wild Card for Playoffs







1995 SEASON (7-9 REGULAR SEASON, 0-0 PLAYOFFS) • 2ND PLACE AFC CENTRAL (TIED)

Table with columns: DATE, OPPONENT, SCORE, W/L, ATT. Lists regular season games from Sep 3 to Dec 24.

Table with columns: TITANS, OPP. Summary statistics including Total First Downs, Possession Avg, Net Yards, etc.

Table with columns: BY PERIODS, 1, 2, 3, 4, OT, PTS. Shows performance by quarter.

Table with columns: SCORING, TD, RU, PA, RT, PAT, FG, S, TP. Lists players and their scoring statistics.

2-point conversions: Chandler, R. Thomas, Oilers 2-5, Opponents 0-2

Table with columns: RUSHING, No, Yds, Avg, Lg, TD. Lists rushing statistics for players.

Table with columns: PASSING, Att, Cmp, Pct, Yards, Yds/Att, TD, Int, Lg, Sk/Yds, Rating. Lists passing statistics.

Table with columns: Sanders, Oilers, Opponents. Summary statistics.

Table with columns: RECEIVING, No, Yds, Avg, Lg, TD. Lists receiving statistics.

Table with columns: INTERCEPTIONS, No, Yds, Avg, Lg, TD. Lists interception statistics.

Table with columns: PUNTING, No, Yds, Avg, Net, TB, In, Lg, B. Lists punting statistics.

Table with columns: PUNT RETURNS, No, FC, Yds, Avg, Lg, TD. Lists punt return statistics.

Table with columns: KICKOFF RETURNS, No, Yds, Avg, Lg, TD. Lists kickoff return statistics.

Table with columns: FIELD GOALS, 1-19, 20-29, 30-39, 40-49, 50+. Lists field goal statistics.

Del Greco: (19G) (43G) (41N) (29G, 53G, 32G, 52N) (19G, 50G, 44G) (46N, 39G) (19G, 45G, 41G, 50N, 39G) (44G, 45G, 37G) (40G, 34G, 34G, 23G) ( ) ( ) (47G) (49G, 53G, 24G) (39G, 33G) Opponents: (36N, 26G) (42G, 40G) ( ) ( ) (22G) (38G) (28G, 22G, 47G, 35G) (38N) (50N, 20G) (33G, 49G, 27G) (47G, 21G) (56G, 48N, 35G) ( ) (36G, 49N) ( ) (44G)

SACKS Cook 4.5, Ford 4.5, Robinson 3.5, Barrow 3.0, Walker 2.5, Davidson 2.0, Montgomery 2.0, Bishop 1.5, McGhee 1.5, Bowden 1.0, Childress 1.0, Jackson 1.0, D. Lewis 1.0, Wortham 1.0 Oilers 30.0, Opponents 32.0

TACKLES (Solo-Assists-Total) Bishop (75-22-97), Barrow (54-32-86), Robinson (48-24-72), Cecil (44-16-60), D. Lewis (50-8-58), Dishman (48-10-58), Bowden (38-13-51), Montgomery (26-20-46), Ford (27-16-43), Wortham (23-15-38), Walker (22-10-32), Davidson (16-16-32), Barnes (21-2-23), Cook (13-9-22), Jackson (17-4-21), O. Harris (10-9-19), Veasey (14-3-17), Childress (8-7-15), A. Smith (5-2-7), McGhee (4-3-7), T. Hunter (6-0-6), Evans (2-1-3), Robertson (2-0-2), Hall (1-1-2), Logan (1-0-1) Team Totals: 575-243-818

USUAL STARTING LINEUP

- OFFENSE WR Haywood Jeffries (84) LT Brad Hopkins (72) LG Bruce Matthews (74) C Mark Stepnoski (53) RG Kevin Donnalley (77) RT David Williams (73) Irv Eatman (75) TE Frank Wycheck (89) WR Chris Sanders (81) QB Chris Chandler (12) RB Rodney Thomas (20) FB Todd McNair (48)

DEFENSE

- LE Kenny Davidson (90) Anthony Cook (78) LT Gary Walker (86) Ray Childress (79) RT Glenn Montgomery (94) RE Henry Ford (92) LLB Eddie Robinson (50) MLB Micheal Barrow (56) RLB Joe Bowden (58) LCB Cris Dishman (28) RCB Darryll Lewis (29) SS Blaine Bishop (23) FS Chuck Cecil (26)

SPECIALISTS

- K Al Del Greco (3) P Rich Camarillo (16)

Pro Bowl All-Pro

GM: Floyd Reese; Head Coach: Jeff Fisher Asst. Coaches: Jerry Rhome (off. coord.), Steve Sidwell (def. coord.), Larry Beightol (OL), Dick Coury (off. asst./passing game), Mike Munchak (off. asst./qual. control), Rex Norris (DL), Clancy Pendergast (def. asst./qual. control), Rod Perry (DB), Russ Purnell (ST), Sherman Smith (RB), Les Steckel (WR/TE), Trooper Taylor (minority intern), Steve Watterson (strength & rehab.), Gregg Williams (LB)

AMERICAN FOOTBALL CONFERENCE STANDINGS

Standings table for AFC EAST, AFC CENTRAL, and AFC WEST. Columns: Team, W, L, T, Pct.

NATIONAL FOOTBALL CONFERENCE STANDINGS

Standings table for NFC EAST, AFC CENTRAL, and AFC WEST. Columns: Team, W, L, T, Pct.

\* Wild Card for Playoffs









1991 SEASON (11-5 REGULAR SEASON, 1-1 PLAYOFFS) • 1ST PLACE AFC CENTRAL

Table with columns: DATE, OPPONENT, SCORE, W/L, ATT. Lists 29 games from Sep. 1 to Jan. 4.

Summary statistics table with columns: TITANS, OPP. Rows include Total First Downs, Net Yards Rushing, Net Yards Passing, etc.

Table with columns: BY PERIODS, 1, 2, 3, 4, OT, PTS. Shows performance by quarter.

Table with columns: SCORING, TD, RU, PA, RT, PAT, FG, S, TP. Lists individual player statistics.

Table with columns: RUSHING, No, Yds, Avg, Lg, TD. Shows rushing statistics for key players.

Table with columns: PASSING, Att, Cmp, Pct, Yards, Yds/Att, TD, Int, Lg, Sk/Yds, Rating. Shows passing statistics.

Summary statistics table for Hill, Carlsson, Oilers, and Opponents.

Table with columns: RECEIVING, No, Yds, Avg, Lg, TD. Shows receiving statistics.

Table with columns: INTERCEPTIONS, No, Yds, Avg, Lg, TD. Shows interception statistics.

Table with columns: PUNTING, No, Yds, Avg, Net, TB, In, Lg, B. Shows punting statistics.

Table with columns: PUNT RETURNS, No, FC, Yds, Avg, Lg, TD. Shows punt return statistics.

Table with columns: KICKOFF RETURNS, No, Yds, Avg, Lg, TD. Shows kickoff return statistics.

Table with columns: FIELD GOALS, 1-19, 20-29, 30-39, 40-49, 50+. Shows field goal statistics.

Howfield: (33G, 46G) (19G, 21G, 37G) (53N,23G) (28G, 38G) (32N) (23G) (56N, 26G) (33G, 45N) (24G, 23G, 33N) ( ) ( ) ( ) ( ) ( )

SACKS Fuller 15.0, S. Jones 10.0, Childress 7.0, L. Williams 3.0, Lathon 2.0, McDowell 2.0, Alm 1.0, Jackson 1.0, Lewis 1.0, Robertson 1.0, A. Smith 1.0, Kozak 0.5, D. Smith 0.5

TACKLES (Solo-Assists-Total) A. Smith (99-44-143), Lathon (85-30-115), McDowell (65-26-91), Childress (55-20-75), R. Johnson (52-15-67), Dishman (52-13-65), S. Jones (43-17-60), Orlando (35-21-56), Fuller (40-14-54), D. Smith (33-19-52), Meads (28-24-52), Robertson (25-5-30), Lewis (17-9-26), Jackson (19-5-24), L. Williams (11-6-17), Alm (6-3-9), Dumas (2-5-7), Fairs (3-3-6), Graf (3-2-5), Seale (3-1-4), G.I. Montgomery (1-1-2), Kozak (1-1-2)

Team Totals: 678-284-962. Summary statistics for the entire season.

USUAL STARTING LINEUP

- OFFENSE: WR Haywood Jeffries (84), LT Don Maggs (78), LG Mike Munchak (63), C Bruce Matthews (74), RG Doug Dawson (66), RT David Williams (73), TE Ernest Givins (81), WR Curtis Duncan (80), QB Warren Moon (1), RB Allen Pinkett (20)

- DEFENSE: LE William Fuller (95), LT Ray Childress (79), RT Doug Smith (99), RE Sean Jones (96), LLB Lamar Lathon (57), MLB Al Smith (54), RLB Johnny Meads (91), LCB Kris Dishman (28), RCB Richard Johnson (23), SS Bubba McDowell (25), FS Bo Orlando (26)

SPECIALISTS: K Al Del Greco (3), P Greg Montgomery (9)

Pro Bowl All-Pro GM: Mike Holovak; Head Coach: Jack Pardee. Asst. Coaches: Kevin Gilbride, Jim Eddy, Frank Novak, Chris Palmer, Richard Smith, Jim Stanley, Pat Thomas, Steve Watterson, Gregg Williams, Bob Young.

AMERICAN FOOTBALL CONFERENCE STANDINGS

Table showing AFC EAST, AFC CENTRAL, and AFC WEST standings with columns for W, L, T, Pct.

NATIONAL FOOTBALL CONFERENCE STANDINGS

Table showing NFC EAST, NFC CENTRAL, and NFC WEST standings with columns for W, L, T, Pct.

\* Wild Card for Playoffs











1986 SEASON (5-11 REGULAR SEASON, 0-0 PLAYOFFS) • 4TH PLACE AFC CENTRAL

Table with columns: DATE, OPPONENT, SCORE, W/L, ATT. Lists regular season games from Sep 7 to Dec 21.

Summary table with columns: TITANS, OPP. Rows include Total First Downs, Rushing, Passing, Net Yards Rushing, Net Yards Passing, etc.

Table with columns: BY PERIODS, OILERS, OPPONENTS. Rows for 1, 2, 3, 4 quarters and OT.

Table with columns: SCORING, TD, RU, PA, RT, PAT, FG, S, TP. Lists individual player stats for Oilers and Opponents.

Table with columns: RUSHING, No, Yds, Avg, Lg, TD. Lists rushing stats for Oilers and Opponents.

Table with columns: PASSING, Att, Cmp, Pct, Yards, Yds/Att, TD, Int, Lg, Sk/Yds, Rating. Lists passing stats for Oilers and Opponents.

Table with columns: RECEIVING, No, Yds, Avg, Lg, TD. Lists receiving stats for Oilers and Opponents.

Table with columns: INTERCEPTIONS, No, Yds, Avg, Lg, TD. Lists interception stats for Oilers and Opponents.

Table with columns: PUNTING, No, Yds, Avg, Net, TB, In, Lg, B. Lists punting stats for Oilers and Opponents.

Table with columns: PUNT RETURNS, No, FC, Yds, Avg, Lg, TD. Lists punt return stats for Oilers and Opponents.

Table with columns: KICKOFF RETURNS, No, Yds, Avg, Lg, TD. Lists kickoff return stats for Oilers and Opponents.

Table with columns: FIELD GOALS, 1-19, 20-29, 30-39, 40-49, 50+. Lists field goal stats for Oilers and Opponents.

Zendejas: (20G) (35G, 37G) (45G, 29G, 23G) (25G, 45N, 19G) (54N) (48G) (42G, 25G, 30G, 46G) (44G, 39N) (34G, 32N) (53N, 47G) (31G, 33G, 36G) (26G, 51G, 22G)

SACKS Childress 5.0, Meads 3.5, 3.0, Baker (Hou) 2.0, Byrd 3.0, Lyles 3.0, Abraham 2.0, Bostic 2.0, D. Smith 2.0, Donaldson 1.5, Brown 1.0, Bush 1.0, Fuller 1.0, Golic 1.0, Grimsley 1.0, R. Johnson 1.0, Madsen 1.0, Taylor 1.0

TACKLES (Solo-Assists-Total) Grimsley (112-87-199), Childress (67-105-172), Abraham (77-59-136), Lyles (78-57-135), Byrd (44-80-124), Meads (59-52-111), Donaldson (58-52-110), Bostic (55-24-79), Brown (64-13-77), Golic (24-42-66), Eason (37-25-62), D. Smith (22-29-51), Allen (36-9-45), R. Johnson (17-6-23), Riley (12-11-23), Fuller (9-13-22), Bush (13-7-20), Fairs (11-4-15), McMillian (8-3-11), Baker (3-6-9), Matthews (6-2-8), Dodge (6-1-7), Banks (5-1-6), Madsen (3-3-6), Parks (3-2-5), Pinkett (4-0-4), Akiu (3-0-3), Oliver (2-0-2), D. Williams (1-0-1), Dressel (1-0-1), L. Johnson (1-0-1), Morgan (1-0-1), Griffin (1-0-1), Tasker (0-1-1) Drewrey (0-1-1), Taylor (0-1-1)

Team Totals: 866-714-1580

Table with columns: USUAL STARTING LINEUP, OFFENSE, DEFENSE, SPECIALISTS. Lists player names and jersey numbers for each position.

Pro Bowl All-Pro GM: Ladd Herzeg; Head Coach: Jerry Glanville Asst. Coaches: Dick Jamieson (off. coord./RB), Tom Bettis (DB), Gary Huff (QB), Milt Jackson (WR), Miller McCalmon (ST), Floyd Reese (LB), Doug Shively (DL), Bill Walsh (OL), Steve Watterson (strength & cond.)

Table with columns: AMERICAN FOOTBALL CONFERENCE STANDINGS, AFC EAST, AFC CENTRAL, AFC WEST. Lists win-loss-tie percentages for teams in the AFC.

Table with columns: NATIONAL FOOTBALL CONFERENCE STANDINGS, NFC EAST, NFC CENTRAL, NFC WEST. Lists win-loss-tie percentages for teams in the NFC.

\* Wild Card for Playoffs

1985 SEASON (5-11 REGULAR SEASON, 0-0 PLAYOFFS) • 4TH PLACE AFC CENTRAL

Table with columns: DATE, OPPONENT, SCORE, W/L, ATT. Rows include games against MIAMI, Washington, Pittsburgh, DALLAS, Denver, CLEVELAND, CINCINNATI, St. Louis, KANSAS CITY, Buffalo, PITTSBURGH, SAN DIEGO, Cincinnati, NY GIANTS, Cleveland, Indianapolis.

\* Overtime

Summary statistics table with columns: TITANS, OPP. Rows include Total First Downs, Rushing, Passing, Penalty, 3rd Down, 4th Down, Possession Avg., Total Net Yards, Net Yards Rushing, Net Yards Passing, Punts/Average, Penalties/Yards, Fumbles/Ball Lost, Touchdowns.

Table with columns: BY PERIODS, 1, 2, 3, 4, OT, PTS. Rows for Oilers and Opponents.

Table with columns: SCORING, TD, RU, PA, RT, PAT, FG, S, TP. Rows for individual players like Zendejas, Hill, Rozier, etc.

Table with columns: RUSHING, No, Yds, Avg, Lg, TD. Rows for players like Rozier, Woolfolk, Moriarty, etc.

Table with columns: PASSING, Att, Cmp, Pct, Yards, Yds/Att, TD, Int, Lg, Sk/Yds, Rating. Rows for Moon, Luck, Moroski, etc.

Table with columns: RECEIVING, No, Yds, Avg, Lg, TD. Rows for Woolfolk, Hill, T. Smith, etc.

Table with columns: INTERCEPTIONS, No, Yds, Avg, Lg, TD. Rows for Brown, Eason, Bostic, etc.

Table with columns: PUNTING, No, Yds, Avg, Net, TB, In, Lg, B. Rows for L. Johnson, T. Smith.

Table with columns: PUNT RETURNS, No, FC, Yds, Avg, Lg, TD. Rows for Drewrey, Donaldson.

Table with columns: KICKOFF RETURNS, No, Yds, Avg, Lg, TD. Rows for Drewrey, Tasker, Walls, etc.

Table with columns: FIELD GOALS, 1-19, 20-29, 30-39, 40-49, 50+. Rows for Zendejas, Oilers, Opponents.

Zendejas: (35G, 46G) (44G, 35G, 42N, 33N) () (33G, 37N) (27G, 25G) (50G, 27G) (40N, 34G, 28G, 32G) (39G, 38G) (39N, 38G) () (46G, 52G, 51G) (25G, 26G) () (24N) (45G)

SACKS Baker 5.5, Kush 5.0, Bostic 5.0, Childress 3.5, Bush 3.0, Eason 2.5, Riley 2.0, D. Smith 2.0, Sochia 2.0, Meads 1.5, Abraham 1.0, Brown 1.0, Byrd 1.0, Donaldson 1.0, Oilers 41.0, Opponents 58.0

TACKLES (Solo-Assists-Total) Riley (80-67-147), Childress (71-64-135), Eason (87-44-131), Lyles (60-70-130), Abraham (51-59-110), Bostic (75-34-109), Bush (52-47-99), Grimsley (46-41-87), Brown (63-23-86), Baker (43-39-82), Stensrud (35-30-65), Allen (46-9-57), Byrd (18-33-51), Meads (28-12-40), Donaldson (26-4-30), Smith (15-14-29), Sochia (15-10-25), Kush (21-6-27), Lyday (18-9-27), Johnson (15-1-16), Briehl (6-9-15), McCillian (1-0-1)

Team Totals: 872-625-1499

USUAL STARTING LINEUP

OFFENSE

- WR Tim Smith (83)
LT Harvey Salem (73)
LG Mike Munchak (63)
C Jim Romano (55)
RG John Schuhmacher (62)
RT Bruce Matthews (74)
TE Jamie Williams (87)
WR Drew Hill (85)
QB Warren Moon (1)
RB Butch Woolfolk (40)
FB Larry Moriarty (30)

DEFENSE

- LE Ray Childress (79)
NT Mike Stensrud (67)
RE Jesse Baker (75)
OLB Robert Lyles (93)
ILB Avon Riley (53)
ILB Robert Abraham (56)
OLB Frank Bush (94)
LCB Steve Brown (24)
RCB Patrick Allen (29)
SS Keith Bostic (25)
FS Bo Eason (21)

SPECIALISTS

- K Tony Zendejas (7)
P Lee Johnson (11)

Pro Bowl

All-Pro

GM: Ladd Herzeg; Head Coach: Hugh Campbell (14 games), Jerry Glanville (two games)
Asst. Coaches: Joe Faragalli (off. coord.), Jerry Glanville (def. coord.), Bill Allerheilgen (strength & cond.), John Devlin (inside LB), Gene Gaines (ST/outside LB), Ken Houston (DB), Bruce Lemmerman (WR), Bob Padilla (DL), Al Roberts (off. backs), Bill Walsh (OL)

\* Coord. for first 14 games; head coach last two games

AMERICAN FOOTBALL CONFERENCE STANDINGS

Table with columns: AFC EAST, W, L, T, PCT. Rows for Miami, N.Y. Jets, New England, Indianapolis, Buffalo. AFC CENTRAL, Cleveland, Cincinnati, Pittsburgh, Houston. AFC WEST, L.A. Raiders, Denver, Seattle, San Diego, Kansas City.

NATIONAL FOOTBALL CONFERENCE STANDINGS

Table with columns: NFC EAST, W, L, T, PCT. Rows for Dallas, N.Y. Giants, Washington, Philadelphia, St. Louis. NFC CENTRAL, Chicago, Green Bay, Minnesota, Detroit, Tampa Bay. NFC WEST, L.A. Rams, San Francisco, New Orleans, Atlanta.

\* Wild Card for Playoffs









1980 SEASON (11-5 REGULAR SEASON, 0-1 PLAYOFFS) • 1ST PLACE AFC CENTRAL (TIED)

Table with columns: DATE, OPPONENT, SCORE, W/L, ATT. Rows include games from Sep. 7 to Dec. 28, with scores and win/loss records.

Table with columns: TITANS, OPP. Rows include Total First Downs, Rushing, Passing, Net Yards Rushing, Net Yards Passing, and Touchdowns.

Table with columns: BY PERIODS, 1, 2, 3, 4, OT, PTS. Rows include Oilers and Opponents.

Table with columns: SCORING, TD, RU, PA, RT, PAT, FG, S, TP. Rows include Oilers and Opponents.

Table with columns: RUSHING, No, Yds, Avg, Lg, TD. Rows include Oilers and Opponents.

Table with columns: PASSING, Att, Cmp, Pct, Yards, Yds/Att, TD, Int, Lg, Sk/Yds, Rating. Rows include Oilers and Opponents.

Table with columns: RECEIVING, No, Yds, Avg, Lg, TD. Rows include Oilers and Opponents.

Table with columns: INTERCEPTIONS, No, Yds, Avg, Lg, TD. Rows include Oilers and Opponents.

Table with columns: PUNTING, No, Yds, Avg, Net, TB, In, Lg, B. Rows include Oilers and Opponents.

Table with columns: PUNT RETURNS, No, FC, Yds, Avg, Lg, TD. Rows include Oilers and Opponents.

Table with columns: KICKOFF RETURNS, No, Yds, Avg, Lg, TD. Rows include Oilers and Opponents.

Table with columns: FIELD GOALS, 1-19, 20-29, 30-39, 40-49, 50+. Rows include Oilers and Opponents.

Fritsch: (31G) (25G, 29G, 17G) () (27G, 29G) () (41G, 46G) (21G, 33G, 49N) (33G, 46G, 30G) () (45G) (29N, 29G) (29N) (38N) (37G, 33G) () (23G, 31G, 48B)

SACKS: Stensrud 7.0, Baker 6.5, Brazile 6.5, Washington 4.0, Bethea 2.0, Bingham 1.0, Henderson 1.0, Kennard 0.5. Oilers 34.0, Opponents 27.0

TACKLES (Solo-Assists-Total): Bingham (112-100-212), Brazile (73-68-141), Perry (55-56-111), Reinfeldt (61-48-109), Washington (60-38-98), Wilson (55-39-94), Bethea (40-37-77), Hunt (34-43-77), Dorris (34-34-68), Kennard (26-40-66), Stringer (26-29-55), Stensrud (32-23-55), Stemrick (33-15-48), Baker (25-19-44), Tatum (15-9-24), Thompson (6-13-19), Henderson (11-7-18), Hartwig (4-2-6). Oilers (702-620-1322)

USUAL STARTING LINEUP

OFFENSE: WR Billy Johnson (84) or TE Dave Casper (87), LT Leon Gray (74), LG Bob Young, C Carl Mauck, RG Ed Fisher (60), RT Morris Towns (76), TE Mike Barber (86), WR Mike Renfro (82), QB Ken Stabler (12), RB Earl Campbell (34), FB Tim Wilson (45)

DEFENSE: LE Andy Dorris (69), NT Ken Kennard (71), RE Elvin Bethea (65), OLB Ted Washington (59), ILB Art Stringer (56), Daryl Hunt (50), ILB Gregg Bingham (54), OLB Robert Brazile (52), LCB J.C. Wilson (33), RCB Greg Stemrick (27), SS Vernon Perry (32), FS Mike Reinfeldt (37)

SPECIALISTS: K Toni Fritsch (16), P Cliff Parsley (18)

Pro Bowl All-Pro GM/Head Coach: Bum Phillips. Asst. Coaches: Ed Biles (def. coord.), Andy Bourgeois (off. backs), Joe Bugel (off. line), King Hill (WR/QB), Wade Phillips (DL), Bob Gambold (DB), John Paul Young (ST/LB)

AMERICAN FOOTBALL CONFERENCE STANDINGS

Table with columns: AFC EAST (Buffalo, New England, Miami, Baltimore, N.Y. Jets), AFC CENTRAL (Cleveland, Houston, Pittsburgh, Cincinnati), AFC WEST (San Diego, Oakland, Kansas City, Denver, Seattle). Columns include W, L, T, PCT.

NATIONAL FOOTBALL CONFERENCE STANDINGS

Table with columns: NFC EAST (Philadelphia, Dallas, Washington, St. Louis, N.Y. Giants), NFC CENTRAL (Minnesota, Detroit, Chicago, Tampa Bay, Green Bay), NFC WEST (Atlanta, Los Angeles, San Francisco, New Orleans). Columns include W, L, T, PCT.

\* Wild Card for Playoffs





1978 SEASON (10-6 REGULAR SEASON, 2-1 PLAYOFFS) • 2ND PLACE AFC CENTRAL

Table with columns: DATE, OPPONENT, SCORE, W/L, ATT. Rows show game dates, opponents (Atlanta, Kansas City, SAN FRANCISCO, LOS ANGELES, Cleveland, Oakland, BUFFALO, Pittsburgh, Cincinnati, CLEVELAND, New England, MIAMI, CINCINNATI, PITTSBURGH, New Orleans, SAN DIEGO, Miami, New England, Pittsburgh) and final scores.

\* Overtime

Summary statistics table with columns: TITANS, OPP. Categories include: Total First Downs, Rushing, Passing, Penalty, 3rd Down, 4th Down, Possession Avg., Total Net Yards, Net Yards Rushing, Net Yards Passing, Punting, Fumbles, Touchdowns.

BY PERIODS table with columns: 1, 2, 3, 4, OT, PTS. Rows for Oilers and Opponents.

SCORING table with columns: TD, RU, PA, RT, PAT, FG, S, TP. Rows for individual players and Oilers/Opponents totals.

RUSHING table with columns: No, Yds, Avg, Lg, TD. Rows for individual players and Oilers/Opponents totals.

PASSING table with columns: Att, Cmp, Pct, Yards, Yds/Att, TD, Int, Lg, Sk/Yds, Rating. Rows for Pastorini, G. Neilsen, Burrough, Oilers, Opponents.

RECEIVING table with columns: No, Yds, Avg, Lg, TD. Rows for individual players and Oilers/Opponents totals.

INTERCEPTIONS table with columns: No, Yds, Avg, Lg, TD. Rows for individual players and Oilers/Opponents totals.

PUNTING table with columns: No, Yds, Avg, Net, TB, In, Lg, B. Rows for Parsley and Oilers/Opponents totals.

PUNT RETURNS table with columns: No, FC, Yds, Avg, Lg, TD. Rows for Coleman, Merkens, Woods, B. Johnson, Southard LG, Thompson, Oilers, Opponents.

KICKOFF RETURNS table with columns: No, Yds, Avg, Lg, TD. Rows for Dirden, Poole, Davis, B. Johnson, Turner, Woods, Coleman, Duncan, Southard LG, T. Wilson, Carpenter, Oilers, Opponents.

FIELD GOALS table with columns: 1-19, 20-29, 30-39, 40-49, 50+. Rows for Fritsch, Oilers, Opponents.

Fritsch: ( ) (33G, 49G) (38G, 39N, 19G) (32G, 20G) (19G) (35G) (23N, 43G) (39G) ( ) (30N) ( ) ( ) (38G) (37G, 43N) (22G) (43G) Opponents: (43N, 30G, 48G) (50N, 41G) (26G, 19G, 46N) (25G, 29B) (41G, 40G) ( ) (33G) (31N, 30G) (45N) (52N, 40G) (32G, 34G, 37G, 38N, 25N) ( ) (34G, 38N) (41G, 43N, 23G, 24N) (23N, 21G) (19G)

SACKS table with columns: records not available. Oilers 37.0, Opponents 17.0

TACKLES (Solo-Assists-Total) records not available

USUAL STARTING LINEUP

OFFENSE: WR Ken Burrough (00), LT Greg Sampson (73), LG George Reihner (64), C Carl Mauck (55), RG Ed Fisher (60), RT Conway Hayman (70), TE Mike Barber (86), WR Mike Renfro (82), QB Dan Pastorini (7), RB Earl Campbell (34), FB Tim Wilson (45)

DEFENSE: LE James Young (77), NT Curley Culp (78), RE Elvin Bethea (65), OLB Ted Washington (59), ILB Steve Kiner (57), ILB Gregg Bingham (54), OLB Robert Brazile (52), LCB Willie Alexander (19), RCB Greg Sterrick (27), SS Bill Currier (20), FS Mike Reinfeldt (37)

SPECIALISTS: K Toni Fritsch (16), P Cliff Parsley (18)

Pro Bowl All-Pro

GM/Head Coach: Bum Phillips. Asst. Coaches: Ken Shipp (off. coord.), Ed Biles (def. coord.), Andy Bourgeois (off. backs), Joe Bugel (off. line), King Hill (WR), Wade Phillips (DL), Bob Gambold (DB), John Paul Young (ST)

AMERICAN FOOTBALL CONFERENCE STANDINGS

Table with columns: AFC EAST (New England, Miami, N.Y. Jets, Buffalo, Baltimore), AFC CENTRAL (Pittsburgh, Houston, Cleveland, Cincinnati), AFC WEST (Denver, Oakland, Seattle, San Diego, Kansas City). Rows include W, L, T, PCT.

NATIONAL FOOTBALL CONFERENCE STANDINGS

Table with columns: NFC EAST (Dallas, Philadelphia, Washington, St. Louis, N.Y. Giants), NFC CENTRAL (Minnesota, Green Bay, Detroit, Chicago, Tampa Bay), NFC WEST (Los Angeles, Atlanta, New Orleans, San Francisco). Rows include W, L, T, PCT.

\* Wild Card for Playoffs

















1970 SEASON (3-10-1 REGULAR SEASON, 0-0 PLAYOFFS) • 4TH PLACE AFC CENTRAL

Table with columns: DATE, OPPONENT, SCORE, W/L, ATT. Rows include games from Sep. 20 to Dec. 20.

Summary statistics table for Titans and Opponents, including Total First Downs, Total Net Yards, Net Yards Rushing, Net Yards Passing, Punting, and Field Goals.

BY PERIODS table showing game statistics by quarter (1-4), OT, and PTS for Oilers and Opponents.

SCORING table listing touchdowns, punts, field goals, and sacks for individual players and teams.

RUSHING table detailing rushing statistics for individual players and team totals.

PASSING table detailing passing statistics for individual players and team totals.

RECEIVING table listing receiving statistics for individual players and team totals.

INTERCEPTIONS table listing interception statistics for individual players and team totals.

PUNTING table listing punting statistics for individual players and team totals.

PUNT RETURNS table listing punt return statistics for individual players and team totals.

KICKOFF RETURNS table listing kickoff return statistics for individual players and team totals.

FIELD GOALS table listing field goal statistics for individual players and team totals.

Player field goal statistics table listing individual field goal attempts and results.

SACKS table listing sack statistics for individual players and team totals.

TACKLES (Solo-Assists-Total) table listing tackle statistics for individual players.

USUAL STARTING LINEUP

- OFFENSE: WR Charlie Joiner (18), Jim Beirne (81); LT Walt Suggs (76); LG Ken Gray (62); C Bobby Maples (50); RG Elbert Drungo (75); RT Glen Ray Hines (78); TE Alvin Reed (89); WR Jerry LeVias (12); QB Charley Johnson (12), Jerry Rhome (17); RB Mike Richardson (24), Woody Campbell (35); FB Joe Dawkins (34), Hoyle Granger (32).

DEFENSE

- DEFENSE: LE Pat Holmes (79); LT Willie Parker (74); RT Tom Domes (71); RE Elvin Bethea (65); LLB Olen Underwood (56), George Webster (90); MLB Garland Boyette (52); RLB Ron Pritchard (58); LCB Leroy Mitchell (41); RCB Zeke Moore (22); SS Ken Houston (29); FS Johnny Peacock (44).

SPECIALISTS

- K Roy Gerela (3); P Spike Jones (11).

Pro Bowl

GM: (none); Head Coach: Wally Lemm. Asst. Coaches: Joe Childress (off. backs), Hugh Devore (LB), F.A. Dry (OL), Bud McFadin (DL), Fran Polsfoot (WR), Walt Schlinkman (DB).

AMERICAN FOOTBALL CONFERENCE STANDINGS

Standings table for AFC East, AFC Central, and AFC West.

NATIONAL FOOTBALL CONFERENCE STANDINGS

Standings table for NFC East, NFC Central, and NFC West.

\* Wild Card for Playoffs



1968 SEASON (7-7 REGULAR SEASON, 0-0 PLAYOFFS) • 2ND PLACE AFL EAST

Table with columns: DATE, OPPONENT, SCORE, W/L, ATT. Rows include games against KANSAS CITY, Miami, San Diego, OAKLAND, MIAMI, Boston, NEW YORK, Buffalo, Cincinnati, New York, DENVER, Kansas City, BUFFALO, BOSTON.

Summary statistics table with columns: TITANS, OPP. Rows include Total First Downs, Rushing, Passing, Possession Avg., Total Net Yards, Net Yards Rushing, Net Yards Passing, Punts/Average, Net Punting Avg., Penalties/Yards, Fumbles/Ball Lost, Touchdowns.

BY PERIODS table with columns: 1, 2, 3, 4, OT, PTS. Rows for Oilers and Opponents.

SCORING table with columns: TD, RU, PA, RT, PAT, FG, S, TP. Rows for individual players and Oilers/Opponents totals.

2-Pt Conversions: Oilers 0-1, Opponents 1-1

RUSHING table with columns: No, Yds, Avg, Lg, TD. Rows for Granger, Campbell, Blanks, Hopkins, Davis, Beathard, Trull, Norton, Haik, Beirne, Oilers, Opponents.

PASSING table with columns: Att, Cmp, Pct, Yards, Yds/Att, TD, Int, Lg, Sk/Yds, Rating. Rows for Beathard, Trull, Davis, Oilers, Opponents.

RECEIVING table with columns: No, Yds, Avg, Lg, TD. Rows for Reed, Haik, Beirne, Granger, Campbell, Blanks, Frazier, Taylor, Hopkins, Burrell, Wittenborn, Oilers, Opponents.

INTERCEPTIONS table with columns: No, Yds, Avg, Lg, TD. Rows for Houston, Carwell, Farr, Hicks, Norton, Webster, Boyette, Underwood, Oilers, Opponents.

PUNTING table with columns: No, Yds, Avg, Net, TB, In, Lg, B. Rows for Norton, Oilers, Opponents.

PUNT RETURNS table with columns: No, FC, Yds, Avg, Lg, TD. Rows for Carwell, Blanks, Burrell, Moore, Oilers, Opponents.

KICKOFF RETURNS table with columns: No, Yds, Avg, Lg, TD. Rows for Moore, Carwell, Burrell, Robertson, Hopkins, Houston, Oilers.

FIELD GOALS table with columns: 1-19, 20-29, 30-39, 40-49, 50+. Rows for Walker, Wittenborn, Oilers, Opponents.

Walker: ( ) ( ) ( ) ( ) ( ) (21N) (44B, 42N, 39G, 22G, 19G) (27G, 41G) ( ) (18G) (45N, 39G) (37N, 47N) (54N, 42N, 16G)
Wittenborn: (47N) (52N, 32N, 34G) (36N) (40N) (53N, 22N) (13B, 40B, 44G, 15G, 25G) ( ) ( ) ( ) ( ) ( ) ( )
Opponents: (27G, 33G, 26G, 32G) (22G) (35G, 23G, 48G) (34G) (29N, 31G) (49N) (12G) (45N) (16N, 42N, 28G) (20N, 14G, 32G, 28G, 21G) (34N, 12G) (50N, 17G) (40N, 28G, 36G) (42G)

SACKS records not available Oilers 33.0, Opponents 29.0

TACKLES (Solo-Assists-Total) records not available

USUAL STARTING LINEUP

- OFFENSE WR Jim Beirne (81) LT Walt Suggs (76) LG Tom Regner (60) C Bobby Maples (50) RG Sonny Bishop (66) RT Glen Ray Hines (78) TE Alvin Reed (89) WR Mac Haik (86) QB Pete Beathard (11) Don Trull (10) RB Sid Blanks (42) Woody Campbell (35) FB Hoyle Granger (32)
DEFENSE LE Pat Holmes (79) LT Willie Parker (74) RT George Rice (72) RE Elvin Bethea (65) LLB George Webster (90) MLB Garland Boyette (52) RLB Olen Underwood (56) LCB Miller Farr (20) RCB Larry Carwell (41) SS Ken Houston (29) FS W.K. Hicks (33)
SPECIALISTS K Wayne Walker (15) John Wittenborn (67) P Jim Norton (43)

AFL All-Star Game All-AFL

GM: Don Klosterman; Head Coach: Wally Lemm. Asst. Coaches: Joe Childress (off. backs), Hugh Devore (general coaching), F.A. Dry (OL), Bud McFadin (DL), Fran Polsfoot (WR), Walt Schlinkman (DB)

AMERICAN FOOTBALL LEAGUE STANDINGS

Table with columns: EASTERN DIVISION, WESTERN DIVISION, W, L, T, PCT. Rows for N.Y. Jets, Houston, Miami, Boston Patriots, Buffalo, Oakland, Kansas City, San Diego, Denver, Cincinnati.

WESTERN DIVISION PLAYOFF OAKLAND 41, Kansas City 6

AFL CHAMPIONSHIP N.Y. JETS 27, Oakland 23













**1962 SEASON** (11-3 REGULAR SEASON, 0-1 PLAYOFFS) • 1ST PLACE AFL EAST

DATE	OPPONENT	SCORE	W/L	ATT
Sep. 9	at Buffalo	28-23	W	31,236
Sep. 16	at Boston	21-34	L	32,276
Sep. 23	at San Diego	42-17	W	28,061
Oct. 7	BUFFALO	17-14	W	26,350
Oct. 14	NEW YORK	56-17	W	20,650
Oct. 21	at Denver	10-20	L	34,496
Oct. 28	DALLAS	7-31	L	31,750
Nov. 4	at Dallas	14-6	W	29,017
Nov. 11	at Oakland	28-20	W	11,000
Nov. 18	BOSTON	21-17	W	35,250
Nov. 25	SAN DIEGO	33-27	W	28,235
Dec. 2	DENVER	34-17	W	30,650
Dec. 9	OAKLAND	32-17	W	27,400
Dec. 15	at New York	44-10	W	8,167
<b>Dec. 23</b>	<b>DALLAS</b>	<b>17-20*</b>	<b>L</b>	<b>37,981</b>

\* Overtime

	TITANS	OPP
<b>Total First Downs</b>	<b>266</b>	<b>217</b>
Rushing	95	75
Passing	157	126
Penalty	14	16
3rd Down: Made/Att	--	--
4th Down: Made/Att	--	--
<b>Possession Avg.</b>	<b>--</b>	<b>--</b>
<b>Total Net Yards</b>	<b>4971</b>	<b>--</b>
Avg. Per Game	355.1	--
Total Plays	943	--
Avg. Per Play	5.3	--
<b>Net Yards Rushing</b>	<b>1742</b>	<b>--</b>
Avg. Per Game	124.4	--
Total Rushes	457	--
<b>Net Yards Passing</b>	<b>3229</b>	<b>--</b>
Avg. Per Game	230.6	--
Sacked/Yards Lost	11/94	--
Gross Yards	3323	--
Att./Comp.	475/227	--
Completion Pct.	47.8	--
Had Intercepted	48	--
<b>Punts/Average</b>	<b>56/41.0</b>	<b>--</b>
<b>Net Punting Avg.</b>	<b>56/41.0</b>	<b>--</b>
Penalties/Yards	63/633	--
Fumbles/Ball Lost	17/9	--
<b>Touchdowns</b>	<b>50</b>	<b>--</b>
Rushing	15	--
Passing	32	--
Returns	3	--

BY PERIODS	1	2	3	4	OT	PTS
<b>Oilers</b>	<b>93</b>	<b>119</b>	<b>98</b>	<b>77</b>	<b>0</b>	<b>387</b>
<b>Opponents</b>	<b>79</b>	<b>87</b>	<b>47</b>	<b>57</b>	<b>0</b>	<b>270</b>

SCORING	TD	RU	PA	RT	PAT	FG	S	TP
Blanda	0	0	0	0	48/49	11/26	0	81
Cannon	13	7	6	0	0	0	0	80
Hennigan	8	0	8	0	0	0	0	48
Tolar	8	7	1	0	0	0	0	48
McLeod	6	0	6	0	0	0	0	36
Dewveall	5	0	5	0	0	0	0	30
Groman	3	0	3	0	0	0	0	18
Smith	3	1	2	0	0	0	0	18
Babb	1	0	0	1	0	0	0	6
Banfield	1	0	0	1	0	0	0	6
Floyd	1	0	0	1	0	0	0	6
Frazier	1	0	1	0	0	0	0	6
<b>Oilers</b>	<b>50</b>	<b>15</b>	<b>32</b>	<b>3</b>	<b>48/49</b>	<b>11/26</b>	<b>2</b>	<b>387</b>
<b>Opponents</b>	<b>33</b>	<b>10</b>	<b>18</b>	<b>5</b>	<b>N/A</b>	<b>N/A</b>	<b>0</b>	<b>270</b>

2-Pt Conversions: Oilers 0-0, Opponents 0-0

PASSING	Att	Cmp	Pct	Yards	Yds/Att	TD	Int	Lg	Sk/Yds	Rating
Blanda	418	197	47.1	2810	6.72	27	42	78t	--	51.3
Lee	50	26	52.0	433	8.66	4	5	98t	--	68.6
Cannon	3	2	66.7	46	15.33	1	0	40t	--	149.3
Smith	3	2	66.7	34	11.33	0	0	19	--	104.9
Tolar	1	0	0.0	0	0.0	0	0	0	--	0.0
<b>Oilers</b>	<b>475</b>	<b>227</b>	<b>47.8</b>	<b>3323</b>	<b>7.00</b>	<b>32</b>	<b>48</b>	<b>98t</b>	<b>11/94</b>	<b>53.9</b>

RUSHING	No	Yds	Avg	Lg	TD
Tolar	244	1012	4.1	25	7
Cannon	147	474	3.2	64t	7
Smith	56	249	4.4	41	1
Blanda	3	6	2.0	10	0
Lee	4	1	0.3	4	0
Babb	3	0	0.0	2	0
<b>Oilers</b>	<b>457</b>	<b>1742</b>	<b>3.8</b>	<b>64t</b>	<b>15</b>

RECEIVING	No	Yds	Avg	Lg	TD
Hennigan	54	867	16.1	78t	8
McLeod	33	578	17.5	55t	6
Dewveall	33	576	17.5	98t	5
Cannon	32	451	14.1	60t	6
Tolar	30	251	8.4	35t	1
Groman	21	328	15.6	54t	3
Smith	17	117	6.9	29	2
Frazier	7	155	22.1	73t	1
<b>Oilers</b>	<b>227</b>	<b>3323</b>	<b>14.6</b>	<b>98t</b>	<b>32</b>

INTERCEPTIONS	No	Yds	Avg	Lg	TD
Norton	8	75	9.4	36	0
Banfield	6	17	2.8	11	0
Floyd	4	50	12.5	28t	1
Johnston	4	31	7.8	27	0
Glick	3	53	17.7	31	0
Jancik	2	33	16.5	33	0
Babb	2	31	15.5	31t	0
Cline	2	14	7.0	14	0
Dukes	2	11	5.5	6	0
Suci	1	22	22.0	22	0
Cutsinger	1	3	3.0	3	0
<b>Oilers</b>	<b>35</b>	<b>340</b>	<b>9.7</b>	<b>36</b>	<b>2</b>

PUNTING	No	Yds	Avg	Net	TB	In	Lg	B
Norton	56	2298	41.0	41.0	0	0	64	1
<b>Oilers</b>	<b>56</b>	<b>2298</b>	<b>41.0</b>	<b>41.0</b>	<b>0</b>	<b>0</b>	<b>64</b>	<b>1</b>

PUNT RETURNS	No	FC	Yds	Avg	Lg	TD
Jancik	14	0	116	8.3	21	0
Click	12	0	79	6.6	17	0
Banfield	2	0	71	35.5	50t	1
<b>Oilers</b>	<b>28</b>	<b>0</b>	<b>266</b>	<b>9.5</b>	<b>50t</b>	<b>1</b>

KICKOFF RETURNS	No	Yds	Avg	Lg	TD
Jancik	24	726	30.3	61	0
Cannon	18	442	24.6	38	0
Smith	2	37	18.5	23	0
Tolar	2	18	9.0	18	0
Glick	1	22	22.0	22	0
McLeod	1	0	0.0	0	0
<b>Oilers</b>	<b>48</b>	<b>1245</b>	<b>25.9</b>	<b>61</b>	<b>0</b>

FIELD GOALS	1-19	20-29	30-39	40-49	50+
<b>Oilers</b>	<b>5/7</b>	<b>2/4</b>	<b>2/4</b>	<b>1/7</b>	<b>1/4</b>

**Blanda:** (29N, 45N, 48N) (51N, 10N) (47N) (N, 16G, 37N) (47N) (18G) ( ) (34N, 47B) (50N) ( ) (50N, 42G, 22G, 39G, 26N) (16G, 20G) (54G, 14G, 11G) (30G, 46N)  
**Opponents:** records not available

SACKS
<b>Opponents 11.0</b>

TACKLES (Solo-Assists-Total)
records not available

USUAL STARTING LINEUP

**OFFENSE**  
**WR** Willard Dewveall (88)  
**LT** Al Jamison (70)  
**LG** Bob Talamini (61)  
**C** Bob Schmidt (52)  
**RG** Hogan Wharton (63)  
**RT** Rich Michael (77)  
**TE** Bob McLeod (81)  
**WR** Charlie Hennigan (87)  
**QB** George Blanda (16)  
**RB** Billy Cannon (20)  
**FB** Charles Tolar (44)

**DEFENSE**  
**LE** Gary Cutsinger (80)  
**LT** Ed Culpepper (78)  
**RT** Ed Husmann (82)  
**RE** Don Floyd (75)  
**LLB** Doug Cline (31)  
**MLB** Gene Babb (33)  
**RLB** Mike Dukes (30)  
**LCB** Tony Banfield (40)  
**RCB** Mark Johnston (41)  
 Bobby Jancik (23)  
**SS** Jim Norton (43)  
**FS** Fred Glick (27)

**SPECIALISTS**  
**K** George Blanda (16)  
**P** Jim Norton (43)

**AFL All-Star Game**  
**All-AFL**

**GM:** Don Suman; **Head Coach:** Frank "Pop" Ivy  
**Asst. Coaches:** Neill Armstrong (defense), Walt Schlinkman (offense), Joe Spencer (line)

AMERICAN FOOTBALL LEAGUE STANDINGS

EASTERN DIVISION				
W	L	T	PCT.	
<b>Houston</b>	<b>11</b>	<b>3</b>	<b>0</b>	<b>.786</b>
Boston	9	4	1	.692
Buffalo	7	6	1	.538
N.Y. Titans	5	9	0	.357
<b>WESTERN DIVISION</b>				
W	L	T	PCT.	
Dallas	11	3	0	.786
Denver	7	7	0	.500
San Diego	4	10	0	.286
Oakland	1	13	0	.071

**AFL CHAMPIONSHIP**  
 Dallas Texans 20, HOUSTON 17 (OT)



**1960 SEASON** (10-4 REGULAR SEASON, 1-0 PLAYOFFS) • 1ST PLACE AFL EAST

DATE	OPPONENT	SCORE	W/L	ATT
Sep. 11	at Oakland	37-22	W	12,703
Sep. 18	LOS ANGELES	38-28	W	20,156
Sep. 25	OAKLAND	13-14	L	16,421
Oct. 9	NEW YORK	27-21	W	16,151
Oct. 16	DALLAS	20-10	W	19,026
Oct. 23	at New York	42-28	W	21,000
Oct. 30	at Buffalo	24-25	L	23,001
Nov. 6	at Denver	45-25	W	14,489
Nov. 13	at Los Angeles	21-24	L	21,805
Nov. 20	DENVER	20-10	W	20,778
Nov. 25	at Boston	24-10	W	27,123
Dec. 4	at Dallas	0-24	L	20,000
Dec. 11	BUFFALO	31-23	W	25,247
Dec. 18	BOSTON	37-21	W	22,352
Jan. 1	LOS ANGELES	24-16	W	32,183

		TITANS	OPP
--	--	--------	-----

<b>Total First Downs</b>		<b>262</b>	<b>282</b>
Rushing	83	90	
Passing	153	164	
Penalty	26	28	
3rd Down: Made/Att	--	--	
4th Down: Made/Att	--	--	
<b>Possession Avg.</b>		--	--
<b>Total Net Yards</b>		<b>4936</b>	--
Avg. Per Game	352.6	--	
Total Plays	930	--	
Avg. Per Play	5.3	--	
<b>Net Yards Rushing</b>		<b>1733</b>	--
Avg. Per Game	123.8	--	
Total Rushes	452	--	
<b>Net Yards Passing</b>		<b>3203</b>	--
Avg. Per Game	228.8	--	
Sacked/Yards Lost	22/168	--	
Gross Yards	3371	--	
Att./Comp.	456/218	--	
Completion Pct.	47.8	--	
Had Intercepted	28	--	
<b>Punts/Average</b>		<b>72/35.8</b>	--
<b>Net Punting Avg.</b>		<b>72/35.8</b>	--
<b>Penalties/Yards</b>		<b>75/750</b>	--
<b>Fumbles/Ball Lost</b>		<b>36/17</b>	--
<b>Touchdowns</b>		<b>48</b>	--
Rushing	15	--	
Passing	31	--	
Returns	2	--	

BY PERIODS	1	2	3	4	OT	PTS
Oilers	93	106	91	89	0	379
Opponents	64	94	72	55	0	285

SCORING	TD	RU	PA	RT	PAT	FG	S	TP
Blanda	4	4	0	0	46/47	15/33	0	115
Groman	12	0	12	0		0	72	0
Cannon	7	1	5	1		0	42	0
Smith	7	5	2	0		0	42	0
Hennigan	6	0	6	0		0	36	0
Carson	4	0	4	0		0	24	0
Tolar	3	3	0	0		0	18	0
Cline	2	2	0	0		0	12	0
Atchason LG	1	0	1	0		0	6	0
Atchason TM	1	0	1	0		0	6	0
Hall	1	0	0	1		0	6	0
Witcher	1	0	1	0		0	6	0
Oilers	48	15	31	2	46/47	15/33	0	379
Opponents	36	6	28	2	0/0	0/0	0	285

2-Pt Conversions: Oilers 0-0, Opponents 0-0

RUSHING	No	Yds	Avg	Lg	TD
Cannon	152	644	4.2	39	1
Smith	154	643	4.2	65	5
Tolar	54	179	3.3	40t	3
Hall	30	118	3.9	16	0
Cline	37	105	2.8	19	2
Blanda	16	16	1.0	9	4
Talamini	0	14	--	14	0
Lee	6	11	1.8	10	0
Milstead	3	3	1.0	7	0
Oilers	452	1733	3.8	65	15

PASSING	Att	Cmp	Pct	Yards	Yds/Att	TD	Int	Lg	Sk/Yds	Rating
Blanda	363	169	46.6	2413	6.65	24	22	75	0/0	65.4
Lee	77	41	53.2	842	10.94	5	6	92t	0/0	81.2
Milstead	7	4	57.1	43	6.14	0	0	30	0/0	75.3
Smith	5	3	60.0	70	14.00	1	0	31	0/0	143.8
Cannon	3	0	0.0	0	0.00	0	0	0	0/0	39.6
Groman	1	1	100.0	3	3.00	1	0	3t	0/0	118.8
Oilers	456	218	47.8	3371	7.39	31	28	92t	22/168	69.8

RECEIVING	No	Yds	Avg	Lg	TD
Groman	72	1473	20.5	92t	12
Carson	45	604	13.4	47	4
Hennigan	44	722	16.4	73t	6
Smith	22	216	9.8	40t	2
Cannon	15	187	12.5	53t	5
Tolar	7	71	10.1	21	0
Atchason LG	5	48	9.6	14	1
Atchason TM	3	26	8.7	12	1
Witcher	4	34	8.5	13	1
Cline	4	15	3.8	10	0
J. White	1	18	18.0	18	0
Norton	1	5	5.0	5	0
Oilers	218	3371	15.5	92t	31

INTERCEPTIONS	No	Yds	Avg	Lg	TD
Johnston	4	42	10.5	33	0
Morris	4	32	8.0	26	0
Spence	4	5	1.3	5	0
Gordon	3	45	15.0	20	0
Banfield	3	22	7.3	22	0
Dukes	2	34	17.0	29	0
Kendall	2	10	5.0	10	0
Allen	1	0	0.0	0	0
Norton	1	0	0.0	0	0
Witcher	1	0	0.0	0	0
Oilers	25	190	7.6	33	0

PUNTING	No	Yds	Avg	Net	TB	In	Lg	B
Milstead	66	2365	35.8	35.8	0	0	54	0
Hall	6	210	35.0	35.0	0	0	41	0
Oilers	72	2575	35.8	35.8	0	0	54	0

PUNT RETURNS	No	FC	Yds	Avg	Lg	TD
Hall	6	0	72	12.0	26	0
Tolar	5	0	40	8.0	15	0
Cannon	4	0	96	24.0	51	0
Oilers	15	0	208	13.9	51	0

KICKOFF RETURNS	No	Yds	Avg	Lg	TD
Hall	19	594	31.3	104t	1
Tolar	13	249	19.2	35	0
Cannon	8	266	33.3	88t	1
Dukes	4	58	14.5	20	0
Cline	3	42	14.0	16	0
Jamison	1	5	5.0	5	0
J. White	0	11	--	11	0
Oilers	48	1225	25.5	104t	2

FIELD GOALS	1-19	20-29	30-39	40-49	50+
Oilers	6/14	3/5	3/5	1/6	2/3

**Blanda:** (18G,) (13G) (36G, 17N, 10G, 28N) (N, N, N, N, 22G, 36G) (19G, 40N, 23G, 47N) (N) (50G) (45N, 44G, 40N) (52N) (40N) (35N, 20N, 32N, 16G) (18N) (53G) (32G, 26G, 10G)  
**Opponents:** records not available

**SACKS**  
 records not available

**TACKLES (Solo-Assists-Total)**  
 records not available

**USUAL STARTING LINEUP**

**OFFENSE**  
 WR Bill Groman (89)  
 LT Al Jamison (70)  
 LG Bob Talamini (61)  
 C George Belotti (57)  
 Hugh Pitts (53)  
 RG Hogan Wharton (63)  
 RT Rich Michael (77)  
 TE John Carson (82)  
 John White (86)  
 WR Charlie Hennigan (87)  
 QB George Blanda (16)  
 RB Billy Cannon (20)  
 FB Dave Smith (32)

**DEFENSE**  
 LE Dalva Allen (80)  
 LT Orville Trask (79)  
 RT Jerry Helluin (72)  
 George Shirkey (74)  
 RE Don Floyd (75)  
 LLB Doug Cline (31)  
 MLB Dennit Morris (50)  
 RLB Mike Dukes (30)  
 LCB Jim Norton (43)  
 RCB Mark Johnston (41)  
 SS Bobby Gordon (47)  
 Charles Kendall (34)  
 FS Julian Spence (24)

**SPECIALISTS**  
 K George Blanda (16)  
 P Charles Milstead (12)

All-AFL

**GM:** (none); **Head Coach:** Lou Rymkus  
**Asst. Coaches:** Wally Lemm, Walt Schlinkman, Mac Speedie, Fred Wallner

**AMERICAN FOOTBALL LEAGUE STANDINGS**

EASTERN DIVISION		W	L	T	PCT.
Houston	10	4	0	.714	
N.Y. Titans	7	7	0	.500	
Buffalo	5	8	1	.385	
Boston	5	9	0	.357	

WESTERN DIVISION		W	L	T	PCT.
L.A. Chargers	10	4	0	.714	
Dallas Texans	8	6	0	.571	
Oakland	6	8	0	.429	
Denver	4	9	1	.308	

**AFL CHAMPIONSHIP**  
 HOUSTON 24, L.A. Chargers 16

**PRESEASON SUMMARY (1960-2012)**

OPPONENT	WON	LOST	TIED
Titans vs. Arizona	4	3	0
Titans vs. Atlanta	3	4	0
Titans vs. Buffalo	10	3	0
Titans vs. Carolina	0	1	0
Titans vs. Chicago	7	4	0
Titans vs. Cincinnati	1	0	0
Titans vs. Cleveland	2	1	0
Titans vs. Dallas	13	21	0
Titans vs. Denver	5	5	0
Titans vs. Detroit	2	3	0

OPPONENT	WON	LOST	TIED
Titans vs. Green Bay	7	3	0
Titans vs. Indianapolis	2	5	0
Titans vs. Kansas City	3	10	0
Titans vs. Miami	1	1	0
Titans vs. Minnesota	1	4	0
Titans vs. New England	6	0	0
Titans vs. New Orleans	14	14	1
Titans vs. N.Y. Giants	2	3	0
Titans vs. N.Y. Jets	8	6	0
Titans vs. Oakland	5	5	0

OPPONENT	WON	LOST	TIED
Titans vs. Philadelphia	3	3	0
Titans vs. St. Louis	7	4	0
Titans vs. San Diego	2	7	0
Titans vs. San Francisco	1	1	0
Titans vs. Seattle	0	3	0
Titans vs. Tampa Bay	3	6	0
Titans vs. Washington	3	4	0
<b>TOTALS:</b>	<b>115</b>	<b>124</b>	<b>1</b>

**YEAR-BY-YEAR PRESEASON RESULTS****1960 (2-3)**

SITE	OPPONENT	OILERS	OPP
Tulsa, Okla.	Dallas	10	27
Los Angeles	Los Angeles	13	22
Houston	Denver	42	3
Mobile, Ala.	N.Y. Titans	30	14
Dallas	Dallas	3	24

**1961 (3-2)**

SITE	OPPONENT	OILERS	OPP
San Diego	San Diego	14	27
Honolulu, Hawaii	Oakland	35	17
Honolulu, Hawaii	San Diego	28	42
Greenville, S.C.	N.Y. Titans	30	20
Mobile, Ala.	Denver	42	20

**1962 (4-1)**

SITE	OPPONENT	OILERS	OPP
Houston	N.Y. Titans	33	27
Atlanta	Denver	33	17
New Orleans	Boston	20	10
Mobile, Ala.	Buffalo	14	21
Miami	Dallas	34	31

**1963 (3-2)**

SITE	OPPONENT	OILERS	OPP
Denver	Denver	10	27
Shreveport, La.	N.Y. Jets	17	0
Lowell, Mass.	Boston	21	20
Houston	San Diego	3	21
Wichita, Kan.	Kansas City	23	17

**1964 (1-4)**

SITE	OPPONENT	OILERS	OPP
Boston	Boston	38	7
Little Rock, Ark.	San Diego	36	44
Houston	Denver	20	32
Las Vegas, Nev.	Oakland	20	34
Houston	Kansas City	17	27

**1965 (5-0)**

SITE	OPPONENT	OILERS	OPP
Alexandria, Va.	N.Y. Jets	21	16
Buffalo	Buffalo	29	7
Houston	Boston	27	6
San Antonio, Texas	Denver	25	3
Little Rock, Ark.	San Diego	13	10

**1966 (1-3)**

SITE	OPPONENT	OILERS	OPP
Houston	Oakland	26	17
Birmingham, Ala.	N.Y. Jets	10	16
Little Rock, Ark.	Buffalo	16	2
Kansas City	Kansas City	20	31

**1967 (0-4)**

SITE	OPPONENT	OILERS	OPP
Houston	Kansas City	9	34
Oakland	Oakland	7	24
Charlotte, N.C.	N.Y. Jets	7	13

Houston Dallas 17 30

**1968 (4-1)**

SITE	OPPONENT	OILERS	OPP
Houston	Washington	9	3
Houston	N.Y. Jets	28	14
Houston	New Orleans	24	23
Tulsa, Okla.	Buffalo	37	7
Houston	Dallas	19	33

**1969 (3-2)**

SITE	OPPONENT	OILERS	OPP
Houston	Buffalo	24	7
Houston	Baltimore	29	33
Houston	Chicago	19	17
Houston	Dallas	11	14
New Orleans	New Orleans	30	14

**1970 (2-4)**

SITE	OPPONENT	OILERS	OPP
Houston	Chicago	13	23
Houston	New Orleans	10	19
Houston	Minnesota	7	14
Houston	Dallas	37	21
Los Angeles	Los Angeles	3	20
Miami	Philadelphia	27	7

**1971 (4-3)**

SITE	OPPONENT	OILERS	OPP
Canton, Ohio	Los Angeles	6	17
Houston	N.Y. Giants	35	6
St. Louis	St. Louis	14	16
Houston	Philadelphia	21	17
Houston	Dallas	20	28
Houston	Chicago	37	17
New Orleans	New Orleans	24	17

**1972 (2-3-1)**

SITE	OPPONENT	OILERS	OPP
Dallas	Dallas	24	25
Chicago	Chicago	17	20
Houston	Green Bay	20	3
Houston	St. Louis	33	24
Minnesota	Minnesota	14	26
Houston	New Orleans	14	14

**1973 (2-4)**

SITE	OPPONENT	OILERS	OPP
Houston	N.Y. Jets	13	16
Houston	Chicago	7	34
Green Bay	Green Bay	14	33
Houston	Dallas	27	24
Houston	Baltimore	20	9
New Orleans	New Orleans	10	16

**1974 (3-3)**

SITE	OPPONENT	OILERS	OPP
Houston	N.Y. Giants	16	7
Washington	Washington	48	3
Dallas	Dallas	13	19

Houston	Atlanta	6	10
Houston	Chicago	37	20
Houston	New Orleans	16	24

**1975 (3-3)**

SITE	OPPONENT	OILERS	OPP
New Orleans	New Orleans	13	7
Houston	Washington	24	13
Denver	Denver	21	27
Houston	Dallas	14	17
Houston	Baltimore	21	26
Chicago	Chicago	24	13

**1976 (0-6)**

SITE	OPPONENT	OILERS	OPP
Kansas City	Kansas City (OT)	3	9
Houston	New Orleans	10	13
Houston	N.Y. Giants	14	30
Houston	N.Y. Jets	24	27
Houston	Miami	6	10
Dallas	Dallas (OT)	20	26

**1977 (2-4)**

SITE	OPPONENT	OILERS	OPP
Oakland	Oakland	0	40
Houston	Baltimore	7	14
Houston	Chicago	10	14
Houston	San Francisco	17	3
Houston	Dallas	23	14
New Orleans	New Orleans	16	20

**1978 (1-3)**

SITE	OPPONENT	OILERS	OPP
Houston	Denver	12	17
Houston	Philadelphia	10	28
Dallas	Dallas	27	13
Houston	New Orleans	3	17

**1979 (1-3)**

SITE	OPPONENT	OILERS	OPP
Houston	N.Y. Jets	14	21
Houston	St. Louis	9	7
Dallas	Dallas	13	16
New Orleans	New Orleans	7	10

**1980 (2-2)**

SITE	OPPONENT	OILERS	OPP
Houston	Tampa Bay	7	21
Houston	New Orleans	20	17
Dallas	Dallas	13	20
Houston	Buffalo	24	7

**1981 (1-3)**

SITE	OPPONENT	OILERS	OPP
Houston	Philadelphia	13	10
New Orleans	New Orleans	7	27
Tampa Bay	Tampa Bay	17	27
Dallas	Dallas	20	28



## TITANS vs. THE NFL

*All-time regular season and playoff records versus 31 current NFL opponents*

OPPONENT	FIRST MEETING	REGULAR SEASON			POSTSEASON			COMBINED			STREAK	LAST TIME
		HOME	AWAY	TOTAL	HOME	AWAY	TOTAL	HOME	AWAY	TOTAL		
Arizona Cardinals	1970	2-3-0	2-2-0	4-5-0	0-0	0-0	0-0	2-3-0	2-2-0	4-5-0	W1	11/29/09 at Ten, W 20-17
Atlanta Falcons	1972	5-1-0	2-5-0	7-6-0	0-0	0-0	0-0	5-1-0	2-5-0	7-6-0	L1	11/20/11 at Atl, L 17-23
Baltimore Ravens	1996	5-4-0	4-4-0	9-8-0	0-2	1-0	1-2	5-6-0	5-4-0	10-10-0	W1	9/18/11 at Ten, W 26-13
Buffalo Bills	1960	13-6-0	14-8-0	27-14-0	1-0	0-2	1-2	14-6-0	14-10-0	28-16-0	W5	10/21/12 at Buf, W 35-34
Carolina Panthers	1996	1-1-0	2-0-0	3-1-0	0-0	0-0	0-0	1-1-0	2-0-0	3-1-0	W3	11/13/11 at Car, W 30-3
Chicago Bears	1973	2-4-0	3-2-0	5-6-0	0-0	0-0	0-0	2-4-0	3-2-0	5-6-0	L1	11/4/12 at Ten, L 20-51
Cincinnati Bengals	1968	22-13-1	17-19-0	39-32-1	0-0	0-1	0-1	22-13-1	17-20-0	39-33-1	L1	11/6/11 at Ten, L 17-24
Cleveland Browns	1970	13-18-0	15-15-0	28-33-0	0-0	1-0	1-0	13-18-0	16-15-0	29-33-0	W2	10/2/11 at Cle, W 31-13
Dallas Cowboys	1970	2-4-0	4-3-0	6-7-0	0-0	0-0	0-0	2-4-0	4-3-0	6-7-0	W1	10/10/10 at Dal, W 34-27
Denver Broncos	1960	14-6-0	7-8-1	21-14-1	1-0	0-2	1-2	15-6-0	7-10-1	22-16-1	W1	9/25/11 at Ten, W 17-14
Detroit Lions	1971	5-2-0	3-1-0	8-3-0	0-0	0-0	0-0	5-2-0	3-1-0	8-3-0	W4	9/23/12 at Ten, W 44-41 (OT)
Green Bay Packers	1972	2-3-0	4-2-0	6-5-0	0-0	0-0	0-0	2-3-0	4-2-0	6-5-0	L1	12/23/12 at GB, L 7-55
Houston Texans	2002	7-4-0	7-4-0	14-8-0	0-0	0-0	0-0	7-4-0	7-4-0	14-8-0	L2	12/2/12 at Ten, L 10-24
Indianapolis Colts	1970	7-9-0	6-14-0	13-23-0	0-0	1-0	1-0	7-9-0	7-14-0	14-23-0	L3	12/9/12 at Ind, L 23-27
Jacksonville Jaguars	1995	10-8-0	10-8-0	20-16-0	0-0	1-0	1-0	10-8-0	11-8-0	21-16-0	W1	12/30/12 at Ten, W 38-20
Kansas City Chiefs	1960	12-9-0	8-17-0	20-26-0	0-2	0-0	0-2	12-11-0	8-17-0	20-28-0	L1	12/26/10 at KC, L 14-34
Miami Dolphins	1966	8-7-0	7-11-0	15-18-0	0-0	1-0	1-0	8-7-0	8-11-0	16-18-0	W1	11/11/12 at Mia, W 37-3
Minnesota Vikings	1974	3-1-0	1-7-0	4-8-0	0-0	0-0	0-0	3-1-0	1-7-0	4-8-0	L1	10/7/12 at Min, L 7-30
New England Patriots	1960	10-7-0	5-15-1	15-22-1	0-0	1-1	1-1	10-7-0	6-16-1	16-23-1	L5	9/9/12 at Ten, L 13-34
New Orleans Saints	1971	2-3-1	5-2-0	7-5-1	0-0	0-0	0-0	2-3-1	5-2-0	7-5-1	L1	12/11/11 at Ten, L 17-22
New York Giants	1973	3-2-0	2-3-0	5-5-0	0-0	0-0	0-0	3-2-0	2-3-0	5-5-0	W5	9/26/10 at NYG, W 29-10
New York Jets	1960	16-5-0	6-12-1	22-17-1	1-0	0-0	1-0	17-6-0	6-11-1	23-17-1	W1	12/17/12 at Ten, W 14-10
Oakland Raiders	1960	15-11-0	4-12-0	19-23-0	0-0	0-4	0-4	15-11-0	4-16-0	19-27-0	W2	9/12/10 at Ten, W 38-13
Philadelphia Eagles	1972	2-3-0	2-3-0	4-6-0	0-0	0-0	0-0	2-3-0	2-3-0	4-6-0	W4	10/24/10 at Ten, W 37-19
Pittsburgh Steelers	1970	19-17-0	11-24-0	30-41-0	1-1	0-2	1-3	20-18-0	11-26-0	31-44-0	W1	10/11/12 at Ten, W 26-23
St. Louis Rams	1973	3-3-0	1-3-0	4-6-0	0-0	0-0	0-1*	3-3-0	1-3-0	4-7-0*	W1	12/13/09 at Ten, W 47-7
San Diego Chargers	1960	10-9-0	3-16-1	13-25-1	1-0	2-1	3-1	11-9-0	5-17-1	16-26-1	L9	9/16/12 at SD, L 10-38
San Francisco 49ers	1970	2-4-0	3-3-0	5-7-0	0-0	0-0	0-0	2-4-0	3-3-0	5-7-0	W2	11/8/09 at SF, W 34-27
Seattle Seahawks	1977	3-3-0	2-6-0	5-9-0	1-0	0-0	1-0	4-3-0	2-6-0	6-9-0	W1	1/3/10 at Sea, W 17-13
Tampa Bay Buccaneers	1976	7-0-0	1-2-0	8-2-0	0-0	0-0	0-0	7-0-0	1-2-0	8-2-0	W1	11/27/11 at Ten, W 23-17
Washington Redskins	1971	3-2-0	3-3-0	6-5-0	0-0	0-0	0-0	3-2-0	3-3-0	6-5-0	L1	11/21/10 at Ten, L 16-19 (OT)

\* Series vs. St. Louis includes Super Bowl XXXIV loss in Atlanta, Ga.

**Notes:** The Cardinals were previously the Phoenix Cardinals (1988-93), St. Louis Cardinals (1960-87) and Chicago Cardinals (1920-59). The Bears were previously the Decatur Staleys (1920) and Chicago Staleys (1921). The Browns did not play from 1996-98 and rejoined league as expansion team in 1999. The Colts were previously the Baltimore Colts (1953-83). The Chiefs were previously the Dallas Texans (1960-62). The Patriots were previously the Boston Patriots (1960-70). The Jets were previously the New York Titans (1960-62). The Raiders (Oakland Raiders from 1960-81 and 1995-present) were previously the Los Angeles Raiders (1982-94). The Rams were previously the Cleveland Rams (1937-42, 1944-45) and Los Angeles Rams (1946-94).

## TEAM-BY-TEAM RESULTS

### Oilers/Titans Home Stadium Dates

1960-64: Jeppesen Stadium, Houston  
 1965-67: Rice Stadium, Houston  
 1968-96: Astrodome, Houston  
 1997: Liberty Bowl, Memphis  
 1998: Vanderbilt Stadium, Nashville  
 1999-Present: LP Field, Nashville

### Abbreviations

AFL Champ - AFL Championship game  
 AFL Div - AFL Divisional playoff game  
 WC - first round playoff game (Wild Card)  
 Div - Divisional playoff game  
 Champ - AFC Championship game  
 SB - Super Bowl XXXIV



### vs. ARIZONA CARDINALS

Regular Season: 4-5 (Home 2-3, Away 2-2) • Playoffs: 0-0

Date	Site	W/L	Score
11-1-70	St.L	L	0-44
10-20-74	Hou	L	27-31
10-7-79	Hou	L	17-24
10-27-85	St.L	W	20-10
11-20-88	Hou	W	38-20
12-4-94	Hou	L	12-30
10-26-97	Ariz	W	41-14
10-23-05	Ariz	L	10-20

Date	Site	W/L	Score
11-29-09	Tenn	W	20-17

Points: Titans 185, Cardinals 210  
 Longest Win Streak: 2 (1985-88)  
 Longest Losing Streak: 3 (1970-79)  
 At LP Field: 1-0  
 At Univ. of Phoenix Stadium: 0-0



### vs. ATLANTA FALCONS

Regular Season: 7-6 (Home 5-1, Away 2-5) • Playoffs: 0-0

Date	Site	W/L	Score
12-3-72	Atl	L	10-20
11-28-76	Hou	W	20-14
9-3-78	Atl	L	14-20
11-29-81	Hou	L	27-31
9-23-84	Atl	L	10-42
10-25-87	Hou	W	37-33

Date	Site	W/L	Score
9-9-90	Atl	L	27-47
12-5-93	Hou	W	33-17
10-13-96	Atl	W	23-13
12-19-99	Tenn	W	30-17
11-23-03	Atl	W	38-31
10-7-07	Tenn	W	20-13

Date	Site	W/L	Score
11-20-11	Atl	L	17-23

Points: Titans 306, Falcons 321  
 Longest Win Streak: 5 (1993-2007)  
 Longest Losing Streak: 3 (1978-84)  
 At LP Field: 2-0  
 At Georgia Dome: 2-1



### vs. BALTIMORE RAVENS

Regular Season: 9-8 (Home 5-4, Away 4-4) • Playoffs: 1-2 (Home 0-2, Away 1-0)

Date	Site	W/L	Score
9-15-96	Hou	W	29-13
12-22-96	Balt	W	24-21 OT
9-21-97	Tenn	L	10-36
12-14-97	Balt	L	19-21
10-11-98	Balt	W	12-8
12-6-98	Tenn	W	16-14
10-10-99	Tenn	W	14-11

Date	Site	W/L	Score
12-5-99	Balt	L	14-41
10-22-00	Balt	W	14-6
11-12-00	Tenn	L	23-24
1-7-01	Tenn	L	10-24 (Div)
10-7-01	Balt	L	7-26
11-12-01	Tenn	L	10-16
11-24-02	Balt	L	12-13

Date	Site	W/L	Score
1-3-04	Balt	W	20-17 (WC)
9-18-05	Tenn	W	25-10
11-12-06	Tenn	L	26-27
10-05-08	Balt	W	13-10
1-10-09	Tenn	L	10-13 (Div)
9-18-11	Tenn	W	26-13

Points: Titans 334, Ravens 364  
 Longest Win Streak: 3 (1998-99)  
 Longest Losing Streak: 5 (2000-02)  
 At LP Field: 3-5  
 At M&T Bank Stadium: 4-3  
 Series Sweeps: Titans (1996, 98);  
 Ravens (1997, 2001)



### vs. BUFFALO BILLS

Regular Season: 27-14 (Home 13-6, Away 14-8) • Playoffs: 1-2 (Home 1-0, Away 0-2)

Date	Site	W/L	Score
10-30-60	Buff	L	24-25
12-11-60	Hou	W	31-23
10-8-61	Hou	L	12-22
10-29-61	Buff	W	28-16
9-9-62	Buff	W	28-23
10-7-62	Hou	W	17-14
9-28-63	Buff	W	31-20
10-20-63	Hou	W	28-14
10-11-64	Hou	L	17-48
11-1-64	Buff	L	10-24
10-31-65	Buff	W	19-17
12-5-65	Hou	L	18-29
9-25-66	Buff	L	20-27
11-20-66	Hou	L	20-42

Date	Site	W/L	Score
9-17-67	Buff	W	20-3
10-29-67	Hou	W	10-3
10-27-68	Buff	W	30-7
12-7-68	Hou	W	35-6
9-21-69	Buff	W	17-3
10-5-69	Hou	W	28-14
12-12-71	Buff	W	20-14
11-10-74	Buff	W	21-9
9-19-76	Buff	W	13-3
10-15-78	Hou	W	17-10
9-25-83	Buff	L	13-30
11-10-85	Buff	L	0-20
12-21-86	Hou	W	16-7
9-20-87	Buff	L	30-34

Date	Site	W/L	Score
1-1-89	Buff	L	10-17 (Div)
9-24-89	Hou	L	41-47 OT
11-26-90	Hou	W	27-24
12-27-92	Hou	W	27-3
1-3-93	Buff	L	38-41 OT (WC)
10-11-93	Buff	L	7-35
9-18-94	Hou	L	7-15
12-24-95	Buff	W	28-17
11-23-97	Tenn	W	31-14
1-8-00	Tenn	W	22-16 (WC)
9-3-00	Buff	L	13-16
12-14-03	Tenn	W	28-26
12-24-06	Buff	W	30-29
11-15-09	Tenn	W	41-17

Points: Titans 981, Bills 875  
 Longest Win Streak: 10 (1967-78)  
 Longest Losing Streak: 3 (last 1993-94)  
 At LP Field: 3-0 overall (1-0 post)  
 At Ralph Wilson Stadium: 6-7 over-  
 all (0-2 postseason)  
 Series Sweeps: Titans (1962, 63, 67,  
 68, 69); Bills (1964, 66)



### vs. CAROLINA PANTHERS

Regular Season: 3-1 (Home 1-1, Away 2-0) • Playoffs: 0-0

Date	Site	W/L	Score
11-24-96	Hou	L	6-31
10-19-03	Car	W	37-17
11-4-07	Tenn	W	20-7
11-13-11	Car	W	30-3

Total Points: Titans 93, Panthers 58  
 Longest Win Streak: 3 (2003-11)  
 Longest Losing Streak: 1 (1996)  
 At LP Field: 1-0  
 At Bank of America Stadium: 2-0



### vs. CHICAGO BEARS

Regular Season: 5-6 (Home 2-4, Away 3-2) • Playoffs: 0-0

Date	Site	W/L	Score
10-28-73	Chi	L	14-35
11-6-77	Hou	W	47-0
11-16-80	Chi	W	10-6
10-12-86	Hou	L	7-20
10-15-89	Chi	W	33-28

Date	Site	W/L	Score
12-7-92	Hou	W	24-7
10-22-95	Chi	L	32-35
10-25-98	Tenn	L	20-23
11-14-04	Tenn	L	17-19 OT
11-9-08	Chi	W	21-14

Date	Site	W/L	Score
11-4-12	Tenn	L	20-51

Total Points: Titans 245, Bears 238  
 Longest Win Streak: 2 (last 1989-92)  
 Longest Losing Streak: 3 (1995-04)  
 At LP Field: 0-2  
 At Soldier Field: 3-2







vs. DETROIT LIONS

Regular Season: 8-3 (Home 5-2, Away 3-1) • Playoffs: 0-0

Date	Site	W/L	Score	Date	Site	W/L	Score
10-17-71	Hou	L	7-31	12-10-95	Hou	L	17-24
10-26-75	Hou	W	24-8	10-21-01	Det	W	27-24
11-13-83	Hou	W	27-17	1-2-05	Tenn	W	24-19
10-5-86	Det	L	13-24	11-27-08	Det	W	47-10
11-5-89	Hou	W	35-31	9-23-12	Tenn	W	44-41 OT
11-26-92	Det	W	24-21				

**Total Points:** Titans 289, Lions 250  
**Longest Win Streak:** 4 (2001-12)  
**Longest Losing Streak:** 1 (last 1995)  
**At LP Field:** 2-0  
**At Ford Field:** 1-0



vs. GREEN BAY PACKERS

Regular Season: 6-5 (Home 2-3, Away 4-2) • Playoffs: 0-0

Date	Site	W/L	Score	Date	Site	W/L	Score
11-19-72	Hou	L	10-23	12-20-98	GB	L	22-30
9-25-77	GB	W	16-10	12-16-01	Tenn	W	26-20
12-14-80	GB	W	22-3	10-11-04	GB	W	48-27
9-4-83	Hou	L	38-41 OT	11-02-08	Tenn	W	19-16 OT
9-7-86	GB	W	31-3	12-23-12	GB	L	7-55
12-13-92	Hou	L	14-16				

**Total Points:** Titans 253, Packers 244  
**Longest Win Streak:** 3 (last 2001-08)  
**Longest Losing Streak:** 2 (1992-98)  
**At LP Field:** 2-0  
**At Lambeau Field:** 4-2



vs. HOUSTON TEXANS

Regular Season: 14-8 (Home 7-4, Away 7-4) • Playoffs: 0-0

Date	Site	W/L	Score	Date	Site	W/L	Score	Date	Site	W/L	Score
11-10-02	Tenn	W	17-10	10-29-06	Tenn	W	28-22	11-28-10	Hou	L	0-20
12-29-02	Hou	W	13-3	12-10-06	Hou	W	26-20 OT	12-19-10	Tenn	W	31-17
10-12-03	Tenn	W	38-17	10-21-07	Hou	W	38-36	10-23-11	Tenn	L	7-41
12-21-03	Hou	W	27-24	12-2-07	Tenn	W	28-20	1-1-12	Hou	W	23-22
10-17-04	Tenn	L	10-20	9-21-08	Tenn	W	31-12	9-30-12	Hou	L	14-38
11-28-04	Hou	L	21-31	12-14-08	Hou	L	12-13	12-2-12	Tenn	L	10-24
10-9-05	Hou	W	34-20	9-20-09	Tenn	L	31-34				
12-11-05	Tenn	W	13-10	11-23-09	Hou	W	20-17				

**Total Points:** Titans 472, Texans 471  
**Longest Win Streak:** 7 (2005-08)  
**Longest Losing Streak:** 2 (2004, 2008-09, 2012)  
**At LP Field:** 7-4  
**At Reliant Stadium:** 7-4  
**Series Sweeps:** Titans (2002, 03, 05, 06, 07); Texans (2004, 12)



vs. INDIANAPOLIS COLTS

Regular Season: 13-23 (Home 7-9, Away 6-14) • Playoffs: 1-0 (Home 0-0, Away 1-0)

Date	Site	W/L	Score	Date	Site	W/L	Score	Date	Site	W/L	Score
10-11-70	Hou	L	20-24	9-4-94	Ind	L	21-45	12-30-07	Ind	W	16-10
11-4-73	Balt	W	31-27	<b>1-16-00</b>	<b>Ind</b>	<b>W</b>	<b>19-16 (Div)</b>	10-27-08	Tenn	W	31-21
11-1-76	Balt	L	14-38	11-3-02	Ind	W	23-15	12-28-08	Ind	L	0-23
10-14-79	Balt	W	28-16	12-8-02	Tenn	W	27-17	10-11-09	Tenn	L	9-31
9-21-80	Hou	W	21-16	9-14-03	Ind	L	7-33	12-06-09	Ind	L	17-27
12-18-83	Balt	L	10-20	12-7-03	Tenn	L	27-29	12-9-10	Tenn	L	28-30
9-9-84	Hou	L	21-35	9-19-04	Tenn	L	17-31	1-2-11	Ind	L	20-23
12-22-85	Ind	L	16-34	12-5-04	Ind	L	24-51	10-30-11	Tenn	W	27-10
11-23-86	Hou	W	31-17	10-2-05	Tenn	L	10-31	12-18-11	Ind	L	13-27
11-29-87	Ind	L	27-51	12-4-05	Ind	L	3-35	10-28-12	Tenn	L	13-19 OT
9-4-88	Ind	W	17-14 OT	10-8-06	Ind	L	13-14	12-9-12	Ind	L	23-27
9-23-90	Hou	W	24-10	12-3-06	Tenn	W	20-17				
9-13-92	Ind	W	20-10	9-16-07	Tenn	L	20-22				

**Total Points:** Titans 708, Colts 916  
**Longest Win Streak:** 3 (last 1999-02)  
**Longest Losing Streak:** 7 (2003-06)  
**At LP Field:** 4-7  
**At RCA Dome:** 5-8  
**At Lucas Oil Stadium:** 0-5  
**Series Sweeps:** Titans (2002); Colts (2003, 04, 05, 09, 10, 12)



vs. JACKSONVILLE JAGUARS

Regular Season: 20-16 (Home 10-8, Away 10-8) • Playoffs: 1-0 (Home 0-0, Away 1-0)

Date	Site	W/L	Score	Date	Site	W/L	Score	Date	Site	W/L	Score
9-3-95	Jax	W	10-3	11-26-00	Jax	L	13-16	12-17-06	Tenn	W	24-17
10-1-95	Hou	L	17-16	9-23-01	Jax	L	6-13	9-9-07	Jax	W	13-10
9-8-96	Jax	W	34-27	11-4-01	Tenn	W	28-24	11-11-07	Tenn	L	13-28
12-8-96	Hou	L	17-23	10-13-02	Tenn	W	23-14	9-7-08	Tenn	W	17-10
11-2-97	Tenn	L	24-30	12-22-02	Jax	W	28-10	11-16-08	Jax	W	24-14
11-16-97	Jax	L	9-17	10-28-03	Jax	W	30-17	10-4-09	Jax	L	17-37
9-27-98	Tenn	L	22-27	11-16-03	Tenn	W	10-3	11-1-09	Tenn	W	30-13
12-13-98	Jax	W	16-13	9-26-04	Tenn	L	15-12	10-18-10	Jax	W	30-3
9-26-99	Jax	W	20-19	11-21-04	Jax	W	18-15	12-5-10	Tenn	L	6-17
12-26-99	Tenn	W	41-14	11-20-05	Tenn	L	28-31	9-11-11	Jax	L	14-16
<b>1-23-00</b>	<b>Jax</b>	<b>W</b>	<b>33-14 (Champ)</b>	1-1-06	Jax	L	13-40	12-24-11	Tenn	W	23-17
10-16-00	Tenn	W	27-13	11-5-06	Jax	L	7-37	11-25-12	Jax	L	19-24

**Total Points:** Titans 753, Jaguars 678  
**Longest Win Streak:** 5 (last 2001-03)  
**Longest Losing Streak:** 4 (1996-98)  
**At LP Field:** 10-4  
**At EverBank Field:** 11-8  
**Series Sweeps:** Titans (1999, 02, 08); Jaguars (1997, 05)



## vs. KANSAS CITY CHIEFS

Regular Season: 20-26 (Home 12-9, Away 8-17) • Playoffs: 0-2 (Home 0-2, Away 0-0)

Date	Site	W/L	Score
10-16-60	Hou	W	20-10
12-04-60	Dal	L	0-24
10-01-61	Dal	L	21-26
10-22-61	Hou	W	38-7
10-28-62	Hou	L	7-31
11-04-62	Dal	W	14-6
<b>12-23-62</b>	<b>Hou</b>	<b>L</b>	<b>17-20 (AFL Champ)</b>
10-06-63	KC	L	7-28
10-27-63	Hou	W	28-7
10-04-64	KC	L	7-28
11-22-64	Hou	L	19-28
10-24-65	Hou	W	38-36
11-28-65	KC	L	21-52

Date	Site	W/L	Score
10-30-66	KC	L	23-48
9-09-67	Hou	L	20-25
10-22-67	KC	W	24-19
9-09-68	Hou	L	21-26
11-28-68	KC	L	10-24
10-12-69	KC	L	0-24
11-08-70	KC	L	9-24
9-26-71	Hou	L	16-20
7-28	KC	L	14-38
9-29-74	Hou	L	7-17
11-02-75	KC	W	17-13
11-27-77	Hou	W	34-20
9-10-78	KC	W	20-17
9-16-79	Hou	W	20-6

Date	Site	W/L	Score
10-12-80	KC	L	20-21
11-15-81	KC	L	10-23
10-23-83	Hou	L	10-13
11-11-84	KC	W	17-16
11-03-85	Hou	W	23-20
9-21-86	KC	L	13-27
10-09-88	Hou	W	7-6
11-26-89	KC	L	0-34
12-16-90	KC	W	27-10
9-16-91	Hou	W	17-7
9-20-92	Hou	W	23-20
9-12-93	Hou	W	30-0
<b>1-16-94</b>	<b>Hou</b>	<b>L</b>	<b>20-28 (Div)</b>
12-18-94	KC	L	9-31

Date	Site	W/L	Score
11-19-95	KC	L	13-20
9-01-96	Hou	L	19-20
9-10-00	Ten	W	17-14
12-13-04	Ten	L	38-49
12-16-07	KC	W	26-17
10-19-08	KC	W	34-10
12-26-10	KC	L	14-34

**Total Points:** Titans 859, Chiefs 1,044  
**Longest Win Streak:** 4 (last 1990-93)  
**Longest Losing Streak:** 7 (1968-74)  
**At LP Field:** 1-1  
**At Arrowhead Stadium:** 6-8



## vs. MIAMI DOLPHINS

Regular Season: 15-18 (Home 8-7, Away 7-11) • Playoffs: 1-0 (Home 0-0, Away 1-0)

Date	Site	W/L	Score
10-23-66	Hou	L	13-20
12-18-66	Mia	L	28-29
12-3-67	Hou	W	17-14
12-23-67	Mia	W	41-10
9-14-68	Mia	W	24-10
10-6-68	Hou	L	7-24
9-28-69	Hou	W	22-10
11-23-69	Mia	W	32-7
9-27-70	Hou	L	10-20
9-24-72	Mia	L	13-34
11-16-75	Hou	W	20-19
10-2-77	Mia	L	7-27

Date	Site	W/L	Score
11-20-78	Hou	W	35-30
<b>12-24-78</b>	<b>Mia</b>	<b>W</b>	<b>17-9 (WC)</b>
11-5-79	Mia	W	9-6
9-20-81	Hou	L	10-16
12-4-83	Hou	L	17-24
10-14-84	Mia	L	10-28
9-8-85	Hou	W	26-23
11-2-86	Mia	L	7-28
10-1-89	Hou	W	39-7
10-20-91	Mia	W	17-13
11-22-92	Mia	L	16-19
11-17-96	Hou	L	20-23

Date	Site	W/L	Score
9-7-97	Mia	L	13-16 OT
11-7-99	Mia	L	0-17
9-9-01	Tenn	L	23-31
11-9-03	Tenn	W	31-7
9-11-04	Mia	W	17-7
12-24-05	Mia	L	10-24
9-24-06	Mia	L	10-13
12-20-09	Tenn	W	27-24 OT
11-14-10	Mia	L	17-29
11-11-12	Mia	W	37-3

**Total Points:** Titans 642, Dolphins 621  
**Longest Win Streak:** 3 (1967-68, 78-79)  
**Longest Losing Streak:** 5 (1992-01)  
**At LP Field:** 2-1  
**At Dolphin Stadium:** 3-6  
**Series Sweeps:** Titans (1967, 69); Dolphins (1966)



## vs. MINNESOTA VIKINGS

Regular Season: 4-8 (Home 3-1, Away 1-7) • Playoffs: 0-0

Date	Site	W/L	Score
10-13-74	Min	L	10-51
12-21-80	Hou	W	20-16
10-16-83	Min	L	14-34
12-14-86	Hou	W	23-10
9-10-89	Min	L	7-38
11-15-92	Min	W	17-13

Date	Site	W/L	Score
10-8-95	Min	L	17-23
12-26-98	Tenn	L	16-26
12-9-01	Min	L	24-42
10-24-04	Min	L	3-20
9-28-08	Tenn	W	30-17
10-7-12	Min	L	7-30

**Total Points:** Titans 188, Vikings 320  
**Longest Win Streak:** 1 (last 2008)  
**Longest Losing Streak:** 4 (1995-04)  
**At LP Field:** 1-0  
**At Metrodome:** 1-6



## vs. NEW ENGLAND PATRIOTS

Regular Season: 15-22-1 (Home 10-7, Away 5-15-1) • Playoffs: 1-1 (Home 0-0, Away 1-1)

Date	Site	W/L	Score
11-25-60	NE	W	24-10
12-18-60	Hou	W	37-21
10-13-61	NE	T	31-31
11-12-61	Hou	W	27-15
9-16-62	NE	L	21-34
11-18-62	Hou	W	21-17
11-1-63	NE	L	3-45
12-8-63	Hou	L	28-46
11-6-64	NE	L	24-25
11-29-64	Hou	L	17-34
9-19-65	Hou	W	10-31
12-18-65	NE	L	14-42
9-25-66	NE	L	21-27

Date	Site	W/L	Score
11-13-66	Hou	L	14-38
11-5-67	NE	L	7-18
11-26-67	Hou	W	27-6
10-13-68	NE	W	16-0
12-15-68	Hou	W	45-17
11-2-69	NE	L	0-24
12-14-69	Hou	W	23-27
11-7-71	NE	L	20-28
11-25-73	Hou	L	0-32
9-21-75	NE	W	7-0
11-12-78	NE	W	26-23
<b>12-31-78</b>	<b>NE</b>	<b>W</b>	<b>31-14 (Div)</b>
11-10-80	Hou	W	38-34

Date	Site	W/L	Score
10-18-81	NE	L	10-38
11-28-82	NE	L	21-29
10-18-87	Hou	L	7-21
9-25-88	Hou	W	31-6
10-8-89	NE	L	13-23
9-22-91	NE	L	20-24
10-17-93	NE	W	28-14
9-20-98	NE	L	16-27
12-16-02	Tenn	W	24-7
10-5-03	NE	L	30-38
<b>1-10-04</b>	<b>NE</b>	<b>L</b>	<b>14-17 (Div)</b>
12-31-06	Tenn	L	23-40
10-18-09	NE	L	0-59

9-9-12 Tenn L 13-34  
**Total Points:** Titans 807, Patriots 991  
**Longest Win Streak:** 4 (1975-80)  
**Longest Losing Streak:** 5 (2003-12)  
**At LP Field:** 1-2  
**At Gillette Stadium:** 0-3  
**Series Sweeps:** Titans (1960, 68); Patriots (1963, 64, 66)



## vs. NEW ORLEANS SAINTS

Regular Season: 7-5-1 (Home 2-3-1, Away 5-2) • Playoffs: 0-0

Date	Site	W/L	Score
10-3-71	Hou	T	13-13
10-3-76	NO	W	31-26
12-10-78	NO	W	17-12
11-22-81	Hou	L	24-27
9-30-84	Hou	L	10-27
12-13-87	NO	L	10-24

Date	Site	W/L	Score
10-21-90	Hou	W	23-10
9-5-93	NO	L	21-33
11-10-96	NO	W	31-14
10-17-99	NO	W	24-21
9-21-03	Tenn	W	27-12
9-24-07	NO	W	31-14

Date	Site	W/L	Score
12-11-11	Tenn	L	17-22

**Total Points:** Titans 279, Saints 255  
**Longest Win Streak:** 4 (1996-07)  
**Longest Losing Streak:** 3 (1981-87)  
**At LP Field:** 1-1  
**At Superdome:** 5-2

**NY** vs. NEW YORK GIANTS Regular Season: 5-5 (Home 3-2, Away 2-3) • Playoffs: 0-0

Date	Site	W/L	Score
9-16-73	NY	L	14-34
12-5-82	NY	L	14-17
12-8-85	Hou	L	14-35
12-21-91	NY	L	20-24
11-21-94	Hou	L	10-13

Date	Site	W/L	Score
11-9-97	Tenn	W	10-6
10-1-00	Tenn	W	28-14
12-1-02	NY	W	32-29 OT
11-26-06	Tenn	W	24-21
9-26-10	NY	W	29-10

**Total Points:** Titans 195, Giants 203  
**Longest Win Streak:** 5 (1997-10)  
**Longest Losing Streak:** 5 (1973-94)  
**At LP Field:** 2-0  
**At Giants Stadium:** 1-2  
**At New Meadowlands Stadium:** 1-0

**Jets** vs. NEW YORK JETS Regular Season: 22-17-1 (Home 16-5, Away 6-12-1) • Playoffs: 1-0 (Home 1-0, Away 0-0)

Date	Site	W/L	Score
10-9-60	Hou	W	27-21
10-23-60	NY	W	42-28
11-19-61	Hou	W	49-13
12-10-61	NY	W	48-21
10-14-62	Hou	W	56-17
12-15-62	NY	W	44-10
9-22-63	NY	L	17-24
11-10-63	Hou	W	31-27
10-17-64	NY	L	21-24
12-13-64	Hou	W	33-17
9-12-65	Hou	W	27-21
11-21-65	NY	L	14-41
9-18-66	NY	L	13-52
10-16-66	Hou	W	24-0

Date	Site	W/L	Score
10-15-67	NY	T	28-28
10-20-68	Hou	L	14-20
11-10-68	NY	L	7-26
10-20-69	NY	L	17-26
12-6-69	Hou	L	26-34
10-1-72	Hou	W	26-20
11-3-74	NY	W	27-22
9-18-77	Hou	W	20-0
10-28-79	Hou	W	27-24
11-23-80	NY	L	28-31 OT
9-27-81	NY	L	17-33
11-18-84	Hou	W	31-20
9-18-88	NY	L	3-45
10-28-90	Hou	L	12-17

Date	Site	W/L	Score
10-13-91	NY	W	23-20
12-29-91	Hou	W	17-10 (WC)
1-2-94	Hou	W	24-0
12-24-94	Hou	W	24-10
12-17-95	Hou	W	23-6
12-1-96	NY	W	35-10
11-22-98	Tenn	L	3-24
12-1-03	NY	L	17-24
9-10-06	Tenn	L	16-23
12-23-07	Tenn	W	10-6
11-23-08	Tenn	L	13-34
9-27-09	NY	L	17-24
12-17-12	Tenn	W	14-10

**Total Points:** Titans 965, Jets 863  
**Longest Win Streak:** 6 (last 1991-96)  
**Longest Losing Streak:** 4 (1968-69)  
**At LP Field:** 2-2  
**At Giants Stadium:** 2-3  
**At New Meadowlands Stadium:** 0-0  
**Series Sweeps:** Titans (1960, 61, 62); Jets (1968, 69)

**Oak** vs. OAKLAND RAIDERS Regular Season: 19-23 (Home 15-11, Away 4-12) • Playoffs: 0-4 (Home 0-0, Away 0-4)

Date	Site	W/L	Score
9-11-60	Oak	W	37-22
9-25-60	Hou	L	13-14
9-9-61	Hou	W	55-0
12-17-61	Oak	W	47-16
11-11-62	Oak	W	28-20
12-9-62	Hou	W	32-17
9-7-63	Hou	L	13-24
12-22-63	Oak	L	49-52
9-19-64	Hou	W	42-28
11-15-64	Oak	L	10-20
9-26-65	Oak	L	17-21
11-7-65	Hou	L	21-33
9-10-66	Hou	W	31-0
11-6-66	Oak	L	23-38
12-10-67	Hou	L	7-19

Date	Site	W/L	Score
12-31-67	Oak	L	7-40 (AFL Champ)
9-29-68	Hou	L	15-24
9-14-69	Oak	L	17-21
12-21-69	Oak	L	7-56 (AFL Div)
11-14-71	Oak	L	21-41
10-9-72	Hou	L	0-34
12-2-73	Hou	L	6-17
12-14-75	Hou	W	27-26
9-26-76	Hou	L	13-14
11-13-77	Oak	L	29-34
10-8-78	Oak	L	17-21
11-11-79	Hou	W	31-17
12-28-80	Oak	L	7-27 (WC)
11-8-81	Hou	W	17-16

Date	Site	W/L	Score
9-11-83	LA	L	6-20
9-2-84	Hou	L	14-24
10-26-86	Hou	L	17-28
9-11-88	Hou	W	38-35
11-19-89	Hou	W	23-7
9-1-91	Hou	W	47-17
10-30-94	LA	L	14-17
8-31-97	Tenn	W	24-21 OT
12-9-99	Tenn	W	21-14
12-22-01	Oak	W	13-10
9-29-02	Oak	L	25-52
1-19-03	Oak	L	24-41 (Champ)
9-7-03	Tenn	W	25-20
12-19-04	Oak	L	35-40
10-30-05	Tenn	L	25-34

**Total Points:** Titans 1,041, Raiders 1,114  
**Longest Win Streak:** 4 (1961-62)  
**Longest Losing Streak:** 9 (1966-73)  
**At LP Field:** 4-1  
**At Oakland-Alameda County Coliseum:** 1-11  
**Series Sweeps:** Titans (1961,62); Raiders (1963, 65)

**Eagles** vs. PHILADELPHIA EAGLES Regular Season: 4-6 (Home 2-3, Away 2-3) • Playoffs: 0-0

Date	Site	W/L	Score
11-12-72	Hou	L	17-18
12-16-79	Hou	L	20-26
12-19-82	Phil	L	14-35
10-2-88	Phil	L	23-32
12-2-91	Hou	L	6-13

Date	Site	W/L	Score
10-24-94	Phil	L	6-21
12-3-00	Phil	W	15-13
9-8-02	Tenn	W	27-24
11-19-06	Phil	W	31-13
10-24-10	Tenn	W	37-19

**Total Points:** Titans 196, Eagles 214  
**Longest Win Streak:** 4 (2000-10)  
**Longest Losing Streak:** 6 (1972-94)  
**At LP Field:** 2-0  
**At Lincoln Financial Field:** 1-0

**Steelers** vs. PITTSBURGH STEELERS Regular Season: 30-41 (Home 19-17, Away 11-24) • Playoffs: 1-3 (Home 1-1, Away 0-2)

Date	Site	W/L	Score
9-20-70	Pitt	W	19-7
10-18-70	Hou	L	3-7
10-24-71	Pitt	L	16-23
12-5-71	Hou	W	29-3
10-15-72	Pitt	L	7-24
12-10-72	Hou	L	3-9
9-30-73	Hou	L	7-36
12-9-73	Pitt	L	7-33
10-6-74	Hou	L	7-13
12-1-74	Pitt	W	13-10
11-9-75	Pitt	L	17-24
11-24-75	Hou	L	9-32
11-21-76	Pitt	L	16-32
12-11-76	Hou	L	0-21
10-9-77	Hou	W	27-10
10-23-77	Pitt	L	10-27
10-23-78	Pitt	W	24-17
12-3-78	Hou	L	3-13
1-7-79	Pitt	L	5-34 (Champ)
9-9-79	Pitt	L	7-38
12-10-79	Hou	W	20-17
1-6-80	Pitt	L	13-27 (Champ)

Date	Site	W/L	Score
9-7-80	Pitt	L	17-31
12-4-80	Hou	W	6-0
10-26-81	Pitt	L	13-26
12-20-81	Hou	W	21-20
11-21-82	Hou	L	10-24
9-18-83	Hou	L	28-40
10-2-83	Pitt	L	10-17
11-4-84	Pitt	L	7-35
12-2-84	Hou	W	23-20 OT
9-22-85	Pitt	L	0-20
11-17-85	Hou	L	7-30
9-28-86	Hou	L	16-22 OT
11-16-86	Pitt	L	10-21
11-15-87	Pitt	W	23-3
12-20-87	Hou	W	24-16
10-16-88	Pitt	W	34-14
12-4-88	Hou	L	34-37
10-22-89	Hou	W	27-0
12-3-89	Pitt	W	23-16
12-31-89	Hou	L	26-23 OT (WC)
9-16-90	Pitt	L	9-20
12-30-90	Hou	W	34-14

Date	Site	W/L	Score
11-24-91	Pitt	L	14-26
12-8-91	Hou	W	31-6
9-6-92	Hou	L	24-29
11-1-92	Pitt	L	20-21
11-28-93	Hou	W	23-3
12-19-93	Pitt	W	26-17
10-3-94	Pitt	L	14-30
11-6-94	Hou	L	9-12 OT
9-10-95	Hou	L	17-34
12-3-95	Pitt	L	7-21
9-29-96	Pitt	L	16-30
10-20-96	Hou	W	23-13
9-28-97	Pitt	L	24-37
12-21-97	Tenn	W	16-6
11-1-98	Pitt	W	41-31
11-15-98	Tenn	W	23-14
11-21-99	Tenn	W	16-10
1-2-00	Pitt	W	47-36
9-24-00	Pitt	W	23-20
11-5-00	Tenn	W	9-7
10-29-01	Pitt	L	7-34
11-25-01	Tenn	L	24-34

**Total Points:** Titans 1,312, Steelers 1,588  
**Longest Win Streak:** 7 (1997-00)  
**Longest Losing Streak:** 5 (last 1994-96)  
**At LP Field:** 6-2  
**At Heinz Field:** 1-4  
**Series Sweeps:** Titans (1987, 89, 93, 98, 99, 00); Steelers (1972, 73, 75, 76, 83, 85, 86, 92, 94, 95, 01)



vs. ST. LOUIS RAMS

Regular Season: 4-6 (Home 3-3, Away 1-3) • Playoffs: 0-1 (Neutral Site 0-1)

Date	Site	W/L	Score
10-7-73	Hou	L	26-31
9-24-78	Hou	L	6-10
9-6-81	LA	W	27-20
12-9-84	LA	L	16-27
9-13-87	Hou	W	20-16
11-4-90	LA	L	13-17

Date	Site	W/L	Score
9-26-93	Hou	L	28-13
10-31-99	Tenn	W	24-21
<b>1-30-00</b>	<b>Atl</b>	<b>L</b>	<b>16-23 (SB 34)</b>
9-25-05	St.L	L	27-31
12-13-09	Tenn	W	47-7

**Total Points:** Titans 235, Rams 231  
**Longest Win Streak:** 1 (last 2009)  
**Longest Losing Streak:** 2 (last 2000-05)  
**At LP Field:** 2-0  
**At Edward Jones Dome:** 0-1



vs. SAN DIEGO CHARGERS

Regular Season: 13-25-1 (Home 10-9, Away 3-16-1) • Playoffs: 3-1 (Home 1-0, Away 2-1)

Date	Site	W/L	Score
9-18-60	Hou	W	38-28
11-13-60	LA	L	21-24
<b>1-1-61</b>	<b>Hou</b>	<b>W</b>	<b>24-16 (AFL Champ)</b>
9-24-61	SD	L	24-34
12-3-61	Hou	W	33-13
<b>12-24-61</b>	<b>SD</b>	<b>W</b>	<b>10-3 (AFL Champ)</b>
9-23-62	SD	W	42-17
11-25-62	Hou	W	33-27
12-1-63	SD	L	0-27
12-15-63	Hou	L	14-20
9-12-64	SD	L	21-27
10-25-64	Hou	L	17-20

Date	Site	W/L	Score
10-3-65	SD	L	14-31
12-12-65	Hou	L	26-37
12-4-66	Hou	L	22-28
9-24-67	SD	L	3-13
12-16-67	Hou	W	17-24
9-21-68	SD	L	14-30
11-27-69	Hou	L	17-21
10-25-70	SD	T	31-31
12-19-71	Hou	W	49-33
11-26-72	SD	L	20-34
9-15-74	Hou	W	21-14
9-28-75	Hou	W	33-17
10-17-76	SD	L	27-30
12-17-78	Hou	L	24-45

Date	Site	W/L	Score
<b>12-29-79</b>	<b>SD</b>	<b>W</b>	<b>17-14 (Div)</b>
9-16-84	SD	L	14-31
11-24-85	Hou	W	37-35
12-7-86	SD	L	0-27
12-6-87	Hou	W	33-18
9-17-89	SD	W	34-27
9-30-90	SD	W	17-7
9-27-92	Hou	W	27-0
9-19-93	SD	L	17-18
9-13-98	Tenn	L	7-13
10-3-04	SD	L	17-38
9-17-06	SD	L	7-40
12-9-07	Tenn	L	17-23 OT
<b>1-6-08</b>	<b>SD</b>	<b>L</b>	<b>6-17 (WC)</b>

12-25-09 Tenn L 17-42  
 10-31-10 SD L 25-33  
 9-16-12 SD L 10-38  
**Total Points:** Titans 904, Chargers 1,058  
**Longest Win Streak:** 4 (1961-62, 1987-92)  
**Longest Losing Streak:** 9 (1993-2012)  
**At LP Field:** 0-2  
**At Qualcomm Stadium:** 3-12-1  
**Series Sweeps:** Titans (1962); Chargers (1963, 64, 65)



vs. SAN FRANCISCO 49ERS

Regular Season: 5-7 (Home 2-4, Away 3-3) • Playoffs: 0-0

Date	Site	W/L	Score
11-15-70	Hou	L	20-30
12-7-75	SF	W	27-13
9-17-78	Hou	W	20-19
12-13-81	SF	L	6-28
10-21-84	Hou	L	21-34
11-8-87	SF	L	20-27

Date	Site	W/L	Score
10-7-90	Hou	L	21-24
12-25-93	SF	W	10-7
10-27-96	Hou	L	9-10
10-3-99	SF	L	22-24
11-27-05	Tenn	W	33-22
11-8-09	SF	W	34-27

**Total Points:** Titans 243, 49ers 265  
**Longest Win Streak:** 2 (1975-78, 2005-09)  
**Longest Losing Streak:** 4 (1981-90)  
**At LP Field:** 1-0  
**At Candlestick Park:** 3-3



vs. SEATTLE SEAHAWKS

Regular Season: 5-9 (Home 3-3, Away 2-6) • Playoffs: 1-0 (Home 1-0, Away 0-0)

Date	Site	W/L	Score
11-20-77	Sea	W	22-10
10-21-79	Sea	L	14-34
10-5-80	Hou	L	7-26
10-11-81	Hou	W	35-17
9-19-82	Hou	W	23-21
<b>1-3-88</b>	<b>Hou</b>	<b>W</b>	<b>23-20 OT (WC)</b>

Date	Site	W/L	Score
11-13-88	Sea	L	24-27
12-2-90	Sea	L	10-13 OT
11-7-93	Hou	W	24-14
12-11-94	Hou	L	14-16
11-3-96	Sea	L	16-23
10-5-97	Sea	L	13-16

Date	Site	W/L	Score
11-29-98	Sea	L	18-20
12-18-05	Tenn	L	24-28
1-3-10	Sea	W	17-13

**Total Points:** Titans 284, Seahawks 298  
**Longest Win Streak:** 3 (1981-87)  
**Longest Losing Streak:** 5 (1994-05)  
**At LP Field:** 0-1  
**At Qwest Field:** 1-0



vs. TAMPA BAY BUCCANEERS

Regular Season: 8-2 (Home 7-0, Away 1-2) • Playoffs: 0-0

Date	Site	W/L	Score
9-12-76	Hou	W	20-0
10-19-80	Hou	W	20-14
11-27-83	TB	L	24-33
12-10-89	Hou	W	20-17
10-29-95	Hou	W	19-7
11-8-98	TB	W	31-22

Date	Site	W/L	Score
10-14-01	Tenn	W	31-28 OT
12-28-03	Tenn	W	33-13
10-14-07	TB	L	10-13
11-27-11	Tenn	W	23-17

**Total Points:** Titans 231, Buccaneers 164  
**Longest Win Streak:** 5 (1989-03)  
**Longest Losing Streak:** 1 (1983, 2007)  
**At LP Field:** 3-0  
**At Raymond James Stadium:** 1-1



vs. WASHINGTON REDSKINS

Regular Season: 6-5 (Home 3-2, Away 3-3) • Playoffs: 0-0

Date	Site	W/L	Score
10-10-71	Wash	L	13-22
10-19-75	Hou	W	13-10
9-2-79	Wash	W	29-27
9-15-85	Wash	L	16-13
10-30-88	Hou	W	41-17
11-3-91	Wash	L	13-16 OT

Date	Site	W/L	Score
10-19-97	Tenn	W	28-14
10-30-00	Wash	W	27-21
10-6-02	Tenn	L	14-31
10-15-06	Wash	W	25-22
11-21-10	Tenn	L	16-19 OT

**Total Points:** Titans 216, Redskins 196  
**Longest Win Streak:** 2 (last 1997-00)  
**Longest Losing Streak:** 1 (last 2002)  
**At LP Field:** 0-1  
**At Fedex Field:** 2-0

## TITANS ALL-TIME FIRST-ROUND DRAFT PICKS

Year	Pick	Player	Pos.	College	Year	Pick	Player	Pos.	College
2013	10	Chance Warmack	G	Alabama	1983	9	Bruce Matthews	G	USC
2012	20	Kendall Wright	WR	Baylor	1982	8	Mike Munchak	G	Penn State
2011	8	Jake Locker	QB	Washington	1981		(none)		
2010	16	Derrick Morgan	DE	Georgia Tech	1980		(none)		
2009	30	Kenny Britt	WR	Rutgers	1979		(none)		
2008	24	Chris Johnson	RB	East Carolina	1978	1	Earl Campbell	RB	Texas
2007	19	Michael Griffin	DB	Texas	1977	11	Morris Towns	T	Missouri
2006	3	Vince Young	QB	Texas	1976		(none)		
2005	6	Pacman Jones	CB	West Virginia	1975	6	Robert Brazile	LB	Jackson State
2004		(none)				15	Don Hardeman	RB	Tex.A&M-Kingsville
2003	28	Andre Woolfolk	CB	Oklahoma	1974		(none)		
2002	15	Albert Haynesworth	DT	Tennessee	1973	1	John Matuszak	DE	Tampa
2001		(none)				14	George Amundson	RB	Iowa State
2000	30	Keith Bulluck	LB	Syracuse	1972	6	Greg Sampson	DE	Stanford
1999	16	Jevon Kearse	DE	Florida	1971	3	Dan Pastorini	QB	Santa Clara
1998	16	Kevin Dyson	WR	Utah	1970	14	Doug Wilkerson	G	NC Central
1997	18	Kenny Holmes	DE	Miami (Fla.)	1969	15	Ron Pritchard	LB	Arizona State
1996	14	Eddie George	RB	Ohio State	1968		(none)		
1995	3	Steve McNair	QB	Alcorn State	1967	5	George Webster	LB	Michigan St.
1994	26	Henry Ford	DE	Arkansas		23	Tom Regner	G	Notre Dame
1993	13	Brad Hopkins	T	Illinois	1966		Tommy Nobis	LB	Texas
1992		(none)			1965		Lawrence Elkins	TE	Baylor
1991		(none)			1964		Scott Appleton	DT	Texas
1990	15	Lamar Lathon	LB	Houston	1963		Danny Brabham	LB	Arkansas
1989	23	David Williams	T	Florida	1962		Ray Jacobs	DT	Howard Payne
1988	22	Lorenzo White	RB	Michigan State	1961		Mike Ditka	TE	Pittsburgh
1987	3	Alonzo Highsmith	RB	Miami (Fla.)	1960		Billy Cannon	HB	LSU
	20	Haywood Jeffires	WR	NC State					
1986	3	Jim Everett	QB	Purdue					
1985	3	Ray Childress	DE	Texas A&M					
	11	Richard Johnson	DB	Wisconsin					
1984	2	Dean Steinkuhler	T	Nebraska					

## ALL-TIME DRAFT SELECTIONS

### 2013

Rd.	Pick	Player	Pos.	College
1	10	Chance Warmack	G	Alabama
2a	34	Justin Hunter	WR	Tennessee
2b	40	(traded to San Francisco)		
3a	70	Blidi Wreh-Wilson	CB	Connecticut
3b	97	Zaviar Gooden	LB	Missouri
4	107	Brian Schwenke	C	California
5	142	Lavar Edwards	DE	Louisiana State
6a	176	(traded to Minnesota)		
6b	202	Khalid Wooten	CB	Nevada
7a	216	(traded to San Francisco)		
7b	248	Daimion Stafford	S	Nebraska

#### Draft Notes

- 2a – Pick acquired in trade with San Francisco for 2b, 7a and a third-round pick in 2014.
- 6a – Pick traded to Minnesota in 2012 for a seventh-round pick in 2012.
- 3b, 6b, 7b – Awarded as compensatory selections

### 2012

Rd.	Pick	Player	Pos.	College
1	20	Kendall Wright	WR	Baylor
2	52	Zach Brown	LB	North Carolina
3	82	Mike Martin	DT	Michigan
4	115	Coty Sensabaugh	CB	Clemson
5a	145	Taylor Thompson	TE	Southern Methodist
5b	155	(traded to Miami)		
6	190	Markelle Martin	S	Oklahoma State

7a	211	Scott Solomon	DE	Rice
7b	227	(traded to Miami)		

#### Draft Notes

- 5a – Pick acquired in trade with Miami for 5b and 7b
- 7a – Pick acquired in trade with Minnesota for a sixth-round choice in 2013

### 2011

Rd.	Pick	Player	Pos.	College
1	8	Jake Locker	QB	Washington
2	39	Akeem Ayers	LB	UCLA
3	77	Jurrell Casey	DT	Southern California
4a	109	Colin McCarthy	LB	Miami (Fla.)
4b	130	Jamie Harper	RB	Clemson
5	142	Karl Klug	DL	Iowa
6	175	Byron Stingily	T	Louisville
7a	212	Zach Clayton	DT	Auburn
7b	251	Tommie Campbell	DB	California (Pa.)

#### Draft Notes

- 4b, 7b – Awarded as compensatory selections

### 2010

Rd.	Pick	Player	Pos.	College
1	16	Derrick Morgan	DE	Georgia Tech
2	47	(traded to New England)		
3a	77	Damian Williams	WR	Southern California
3b	97	Rennie Curran	LB	Georgia

## ALL-TIME DRAFT SELECTIONS

4a	104	Alterraun Verner	CB	UCLA
4b	111	(traded to Seattle)		
5	148	Robert Johnson	S	Utah
6a	176	Rusty Smith	QB	Florida Atlantic
6b	185	(traded to Seattle)		
6c	207	Myron Rolle	S	Florida State
7a	222	Marc Mariani	WR	Montana
7b	241	David Howard	DT	Brown

**Draft Notes**

- 3b, 6c, 7b – Awarded as compensatory selections
- 2 – Traded to New England in 2009 (see 2009 3a)
- 4a, 6a – Picks acquired in trade with Seattle for RB LenDale White, DT Kevin Vickerson, 4b and 6b

**2009**

Rd.	Pick	Player	Pos.	College
1	30	Kenny Britt	WR	Rutgers
2	62	Sen'Derrick Marks	DT	Auburn
3a	89	Jared Cook	TE	South Carolina
3b	94	Ryan Mouton	CB	Hawaii
4a	130	Gerald McRath	LB	Southern Mississippi
4b	135	Troy Kropog	T/G	Tulane
5a	166	(Traded to Dallas)		
5b	173	Javon Ringer	RB	Michigan State
6a	203	Jason McCourty	CB	Rutgers
6b	206	Dominique Edison	WR	Stephen F. Austin
7a	239	Ryan Durand	G	Syracuse
7b	242	Nick Schommer	S	North Dakota State

**Draft Notes**

- 4b, 5b, 6b, 7b – Awarded as compensatory selections
- 3a – Pick acquired in trade with New England for second round pick in 2010
- 5a – Pick traded to Dallas (see 2008 4c)

**2008**

Rd.	Pick	Player	Pos.	College
1	24	Chris Johnson	RB	East Carolina
2	54	Jason Jones	DL	Eastern Michigan
3	85	Craig Stevens	TE	California
4a	103	William Hayes	DE	Winston-Salem State
4b	124	(Traded to Washington)		
4c	126	Lavelle Hawkins	WR	California
4d	134	Stanford Keglar	LB	Purdue
5	157	(Traded to Washington)		
6	189	(Traded to Seattle)		
7	229	Cary Williams	CB	Washburn

**Draft Notes**

- 4d – Awarded as compensatory selection
- 4a – Pick acquired in trade with Washington for fourth round pick (#124 overall) and fifth round pick (#157 overall).
- 4b – Traded to Washington (see 4a)
- 4c – Pick acquired in trade with Dallas for Pacman Jones
- 5 – Pick traded to Washington (see 4a)
- 6 – Pick traded to Seattle for Bryce Fisher

**2007**

Rd.	Pick	Player	Pos.	College
1	19	Michael Griffin	S	Texas
2	50	Chris Henry	RB	Arizona
3	80	Paul Williams	WR	Fresno State
4a	115	Leroy Harris	G/C	N.C. State
4b	128	Chris Davis	WR	Florida State
5	152	Antonio Johnson	DT	Mississippi State
6a	188	Joel Filani	WR	Texas Tech
6b	204	Jacob Ford	DE	Central Arkansas
6c	206	Ryan Smith	CB	Florida
7	223	Mike Otto	T	Purdue

**Draft Notes**

- 4b – Pick acquired in trade with Baltimore for Steve McNair in 2006.
- 6b – Pick acquired in trade with San Diego for Billy Volek in 2006.
- 6c – Pick acquired in trade with Indianapolis for seventh round pick (#238 overall) in 2006. That selection was originally obtained from Indianapolis for Rocky Calmus.

**2006**

Rd.	Pick	Player	Pos.	College
1	3	Vince Young	QB	Texas
2a	39	(Traded to Philadelphia)		
2b	45	LenDale White	RB	Southern California
3	70	(Traded to Buffalo)		
4a	102	Calvin Lowry	S	Penn State
4b	116	Stephen Tulloch	LB	N.C. State
5a	137	Terna Nande	LB	Miami (Ohio)
5b	169	Jesse Mahelona	DT	Tennessee
6	172	Jonathan Orr	WR	Wisconsin
7a	215	Cortland Finnegan	CB	Samford
7b	238	(Traded to Indianapolis)		
7c	245	Spencer Toone	LB	Utah
7d	246	Quinton Ganther	RB	Utah

**Draft Notes**

- 5b, 7c and 7d – awarded as compensatory selections
- 2a – Pick traded to Philadelphia (see 2b)
- 2b – Pick acquired from Philadelphia along with 2006 fourth round pick (116 overall) for the Titans second round pick (39 overall)
- 3 – Pick traded to Buffalo for RB Travis Henry in 2005
- 7b – Pick acquired from Indianapolis for LB Rocky Calmus in 2005 and traded back to Indianapolis for sixth round selection in 2007

**2005**

Rd.	Pick	Player	Pos.	College
1	6	Adam Jones	CB	West Virginia
2a	37	(Traded to Detroit)		
2b	41	Michael Roos	T	Eastern Washington
3a	68	Courtney Roby	WR	Indiana
3b	96	Brandon Jones	WR	Oklahoma
4a	108	Vincent Fuller	S	Virginia Tech
4b	113	David Stewart	T	Mississippi State
4c	136	Roydell Williams	WR	Tulane
5a	142	Damien Nash	RB	Missouri
5b	150	Daniel Loper	T	Texas Tech
6	179	Bo Scaife	TE	Texas
7	218	Reynaldo Hill	CB	Florida

**Draft Notes**

- 3b and 4c – awarded as compensatory selections
- 2a – Pick traded to Detroit (see 2b)
- 2b – Pick acquired from Detroit along with 2005 fourth round pick (113 overall) for the Titans second round pick (37 overall)
- 4b – Pick acquired from Detroit (see 2b)
- 5b – Pick acquired from Kansas City for DE Carlos Hall

**2004**

Rd.	Pick	Player	Pos.	College
1	27	(Traded to Houston)		
2a	40	Ben Troupe	TE	Florida
2b	42	Travis LaBoy	DE	Hawaii
2c	57	Antwan Odom	DE	Alabama
3a	71	Randy Starks	DT	Maryland
3b	92	Rich Gardner	CB	Penn State
4a	103	Bo Schobel	DE	TCU
4b	124	Michael Waddell	CB	North Carolina
5a	138	Jacob Bell	G	Miami (Ohio)
5b	159	(Traded to Houston)		
5c	165	Robert Reynolds	LB	Ohio State
6	191	Troy Fleming	RB	Tennessee
7a	230	Jared Clauss	DT	Iowa
7b	239	Eugene Amano	C	S.E. Missouri State
7c	241	Sean McHugh	TE	Penn State

## ALL-TIME DRAFT SELECTIONS

### Draft Notes

- 5c, 7b, 7c – awarded as compensatory selections
- 1 – Pick traded to Houston (see 2a)
- 2a – Pick acquired from Houston along with 2004 third round pick (71 overall), fourth round pick (103 overall) and fifth round pick (138 overall) for the Titans 2004 first round pick (27 overall) and fifth round pick (159 overall)
- 2b – Pick acquired from New York Jets for WR Justin McCariens
- 3a – Pick acquired in Houston trade (see 2a)
- 4a – Pick acquired in Houston trade (see 2a)
- 5a – Pick acquired in Houston trade (see 2a)
- 5b – Pick traded to Houston (see 2a)

### 2003

Rd.	Pick	Player	Pos.	College
1	28	Andre Woolfolk	CB	Oklahoma
2	60	Tyrone Calico	WR	Middle Tennessee State
3	93	Chris Brown	RB	Colorado
4	126	Rien Long	DT	Washington State
5a	154	Donnie Nickey	S	Ohio State
5b	164	(Traded to New England)		
6	201	(Traded to New England)		
7a	225	Todd Williams	T	Florida State
7b	243	(Traded to New England)		

### Draft Notes

- 5a – Pick acquired from New England along with 2003 seventh round pick (225 overall) for the Titans 2003 fifth round pick (164 overall), sixth round pick (201 overall) and seventh round pick (243 overall)
- 5b – Pick traded to New England (see 5a)
- 6 – Pick traded to New England (see 5a)
- 7a – Pick acquired in New England trade (see 5a)
- 7b – Pick traded to New England (see 5a)

### 2002

Rd.	Pick	Player	Pos.	College
1a	14	(Traded to N.Y. Giants)		
1b	15	Albert Haynesworth	DT	Tennessee
2	45	Tank Williams	S	Stanford
3	77	Rocky Calmus	LB	Oklahoma
4a	110	Mike Echols	CB	Wisconsin
4b	115	Tony Beckham	CB	Wisconsin-Stout
4c	133	Rocky Boiman	LB	Notre Dame
5	151	Jake Schifino	WR	Akron
6	187	Justin Hartwig	G	Kansas
7a	225	Darrell Hill	WR	Northern Illinois
7b	240	Carlos Hall	DE	Arkansas

### Draft Notes

- 4c – awarded as compensatory selection
- 1a – Pick traded to N.Y. Giants (see 1b)
- 1b – Pick acquired from the New York Giants along with 2002 fourth round pick (115 overall) for the Titans 2002 first round pick (14 overall)
- 4b – Pick acquired in Giants trade (see 1b)
- 7b – Pick acquired from Green Bay for DT Rod Walker

### 2001

Rd.	Pick	Player	Pos.	College
1	29	(Traded to St. Louis)		
2	60	Andre Dyson	CB	Utah
3	90	Shad Meier	TE	Kansas State
4	124	Justin McCareins	WR	Northern Illinois
5	159	Eddie Berlin	WR	Northern Iowa
6a	192	Dan Alexander	RB	Nebraska
6b	199	Adam Haayer	T	Minnesota
7a	229	(Traded to Oakland)		
7b	232	Keith Adams	LB	Clemson

### Draft Notes

- 6b, 7b – awarded as compensatory selections
- 1 – Pick traded to St. Louis for DE Kevin Carter

- 7a – Pick traded to Oakland for C Gennaro DiNapoli

### 2000

Rd.	Pick	Player	Pos.	College
1	30	Keith Bulluck	LB	Syracuse
3a	68	Erron Kinney	TE	Florida
3b	93	Byron Frisch	DE	Brigham Young
4a	124	Bobby Myers	S	Wisconsin
4b	128	Peter Sirmon	LB	Oregon
5a	135	Aric Morris	S	Michigan State
5b	160	Frank Chamberlin	LB	Boston College
6	197	Robaire Smith	DE	Michigan State
7a	213	Mike Green	RB	Houston
7b	237	Wes Shivers	T	Mississippi State

### Draft Notes

- 4b – awarded as compensatory selection
- 7a – Pick acquired from Chicago for LB Lemanski Hall

### 1999

Rd.	Pick	Player	Pos.	College
1	16	Jevon Kearse	DE	Florida
2a	46	(Traded to New England)		
2b	52	John Thornton	DT	West Virginia
3	81	Zach Piller	G	Florida
4a	114	Brad Ware	S	Auburn
4b	117	Donald Mitchell	CB	Southern Methodist
5	151	Kevin Daft	QB	California-Davis
6	186	Darran Hall	WR	Colorado State
7	222	Phil Glover	LB	Utah

### Draft Notes

- 2a – Pick traded to New England (see 2b)
- 2b – Pick acquired from New England along with 1999 fourth round pick (117 overall) for Titans 1999 second round pick (46 overall)
- 4b – Pick acquired in New England trade (see 2b)

### 1998

Rd.	Pick	Player	Pos.	College
1	16	Kevin Dyson	WR	Utah
2	46	Samari Rolle	CB	Florida State
3	77	Dainon Sidney	CB	Alabama-Birmingham
4	107	Joe Salave'a	DT	Arizona
5	139	Benji Olson	G	Washington
6	168	Lee Wiggins	DB	South Carolina
7a	205	Jimmy Sprotte	LB	Arizona
7b	229	Kevin Long	C	Florida State

### Draft Notes

- 7b – awarded as a compensatory selection

### 1997

Rd.	Pick	Player	Pos.	College
1a	13	(Traded to Kansas City)		
1b	18	Kenny Holmes	DE	Miami (Fla.)
2	46	Joey Kent	WR	Tennessee
3a	75	Denard Walker	CB	LSU
3b	81	Scott Sanderson	T	Washington State
4a	98	Derrick Mason	WR	Michigan State
4b	107	Pratt Lyons	DE	Troy State
4c	110	(Traded to Kansas City)		
4d	116	(Traded to New Orleans)		
5a	132	(Traded to Washington)		
5b	143	George McCullough	DB	Baylor
6a	165	(Traded to New Orleans)		
6b	179	(Traded to St. Louis)		
6c	181	Dennis Stallings	LB	Illinois
7	216	Armon Williams	DB	Arizona

### Draft Notes

- 1a – Pick traded to Kansas City (see 1b)

## ALL-TIME DRAFT SELECTIONS

- 1b – Pick acquired from Kansas City along with 1997 third round pick (81 overall), fourth round pick (116 overall) and sixth round pick (181 overall) for Oilers 1997 first round pick (13 overall) and fourth round pick (110 overall)
- 3b – Pick acquired from Kansas City (see 1b)
- 4a – Pick acquired from Atlanta along with 1997 sixth round pick (165 overall) for QB Chris Chandler
- 4b – Pick acquired from New Orleans for Oilers 1997 fourth round pick (116 overall) and sixth round pick (165 overall)
- 4c – Pick traded to Kansas City (see 1b)
- 4d – Pick acquired from Kansas City (see 1b) and traded to New Orleans (see 4b)
- 5a – Pick traded to Washington
- 6a – Pick acquired from Atlanta (see 4a) and traded to New Orleans (see 4b)
- 6b – Pick traded to St. Louis for DE Robert Young
- 6c – Pick acquired from Kansas City (see 1b)

### 1996

Rd.	Pick	Player	Pos.	College
1a	9	(Traded to Oakland)		
1b	14	Eddie George	RB	Ohio State
1c	17	(Traded to Seattle)		
2a	38	Bryant Mix	DE	Alcorn State
2b	48	Jason Layman	G	Tennessee
3	74	Terry Killens	LB	Penn State
4a	107	Kendrick Burton	DE	Alabama
4b	109	Jon Runyan	T	Michigan
5	143	Rayna Stewart	DB	Northern Arizona
6	177	Anthony Dorsett	LB	Pittsburgh
7	218	Mike Archie	RB	Penn State

#### Draft Notes

- 1a – Pick traded to Oakland for Raiders 1996 first round pick (17 overall), second round pick (48 overall) and fourth round pick (109 overall)
- 1b – Pick acquired from Seattle for Oilers 1996 first round pick (17 overall) and Oilers DT Glenn Montgomery
- 1c – Pick acquired from Oakland (see 1a) and traded to Seattle (see 1b)
- 2b – Pick acquired in Oakland trade (see 1a)
- 4b – Pick acquired in Oakland trade (see 1a)

### 1995

Rd.	Pick	Player	Pos.	College
1	3	Steve McNair	QB	Alcorn State
2	35	Anthony Cook	DT	South Carolina State
3a	67	Chris Sanders	WR	Ohio State
3b	89	Rodney Thomas	RB	Texas A&M
3c	95	Torey Hunter	DB	Washington State
4	101	Michael Roan	TE	Wisconsin
5a	137	(Awarded to Washington)		
5b	159	Gary Walker	DE	Auburn
6	174	Hicham El-Mashtoub	C	Arizona
7	211	C.J. Richardson	DB	Miami (Fla.)

#### Draft Notes

- 3c – awarded as a compensatory selection
- 3b – Pick acquired from Minnesota along with 1994 fourth round pick (119 overall) for QB Warren Moon
- 5a – Pick to Washington in Wilbur Marshall ruling
- 5b – Pick awarded as compensation from New England for restricted free agent DE Tim Roberts

### 1994

Rd.	Pick	Player	Pos.	College
1	26	Henry Ford	DE	Arkansas
2	60	Jeremy Nunley	DE	Alabama
3a	97	(Awarded to Washington)		
3b	101	Malcolm Floyd (Seabron)	WR	Fresno State
4a	119	Mike Davis	DB	Cincinnati
4b	129	Sean Jackson	RB	Florida State
5a	157	Roderick Lewis	TE	Arizona
5b	161	Jim Reid	T	Virginia

6a	187	Lee Gissendaner	WR	Northwestern
6b	194	Barron Wortham	LB	Texas El-Paso
7	220	Lemanski Hall	LB	Alabama

#### Draft Notes

- 3b – awarded as a compensatory selection
- 3a – Pick to Washington in Wilbur Marshall ruling
- 4a – Pick acquired from Minnesota along with 1995 third round pick (89 overall) for QB Warren Moon

### 1993

Rd.	Pick	Player	Pos.	College
1a	13	Brad Hopkins	T	Illinois
1b	19	(Traded to Philadelphia)		
2	47	Mike Barrow	LB	Miami (Fla.)
3	75	(Traded to Philadelphia)		
4	102	Travis Hannah	WR	Southern California
5	131	John Henry Mills	TE	Wake Forest
6	158	Chuck Bradley	T	Kentucky
7	187	Patrick Robinson	WR	Tennessee State
8	214	Blaine Bishop	DB	Ball State

#### Draft Notes

- 1a – Pick acquired from Philadelphia for Oilers 1993 first round pick (19 overall) and third round pick (75 overall)
- 1b – Pick traded to Philadelphia (see 1a)
- 3 – Pick traded to Philadelphia (see 1a)

### 1992

Rd.	Pick	Player	Pos.	College
1	23	(Traded to San Diego)		
2	50	Eddie Robinson	LB	Alabama State
3	77	Corey Harris	WR	Vanderbilt
4	108	Mike Mooney	T	Georgia Tech
5a	133	Joe Bowden	LB	Oklahoma
5b	135	Tony Brown	DB	Fresno State
5c	136	Tim Roberts	DT	Southern Mississippi
6	162	Mario Bailey	WR	Washington
7	189	Elbert Turner	WR	Illinois
8	220	Bucky Richardson	QB	Texas A&M
9	247	Bernard Dafney	T	Tennessee
10	274	Dion Johnson	WR	East Carolina
11	301	Anthony Davis	LB	Utah
12	332	Joe Wood	K	Air Force

#### Draft Notes

- 1 – Pick traded to San Diego along with WR Shawn Jefferson for Chargers DE Lee Williams in August of 1991
- 5a – Pick acquired from New Orleans for Oilers RB Allen Pinkett
- 5c – Pick acquired from Dallas along with 1991 second round pick (Minnesota's pick, 38 overall) for RB Alonzo Highsmith

### 1991

Rd.	Pick	Player	Pos.	College
1	17	(Traded to New England)		
2a	28	Mike Dumas	DB	Indiana
2b	38	Darryll Lewis	DB	Arizona
2c	44	John Flannery	C	Syracuse
3a	71	Steve Jackson	DB	Purdue
3b	79	Kevin Donnalley	T	North Carolina
4a	101	David Rocker	DT	Auburn
4b	102	Marcus Robertson	DB	Iowa State
5	129	Gary Wellman	WR	Southern California
6	157	(Pick traded to Philadelphia)		
7	183	Kyle Freeman	LB	Angelo State
8	214	Gary Brown	RB	Penn State
9	240	Shawn Jefferson	WR	Central Florida
10	267	Curtis Moore	LB	Kansas
11	294	James Smith	DB	Richmond
12	325	Alex Johnson	WR	Miami (Fla.)



## ALL-TIME DRAFT SELECTIONS

### Draft Notes

- 1 – Pick traded to New England for 1991 second round pick (28 overall) and fourth round pick (101 overall)
- 2a – Pick acquired in New England trade (see 1)
- 2b – Pick acquired from Dallas (originally Minnesota's selection) along with 1992 fourth round pick (136 overall) for RB Alonzo Highsmith
- 3b – Pick acquired from Miami for LB John Grimsley
- 4a – Pick acquired in New England trade (see 1)
- 6 – Pick traded to Philadelphia for QB Don McPherson in 1990

### 1990

Rd.	Pick	Player	Pos.	College
1	15	Lamar Lathon	LB	Houston
2	41	Jeff Alm	DT	Notre Dame
3	72	Willis Peguese	DE	Miami (Fla.)
4	99	Eric Still	G	Tennessee
5	126	Richard Newbill	LB	Miami (Fla.)
6	153	Tony Jones	WR	Texas
7	184	Andy Murray	RB	Kentucky
8	211	Brett Tucker	DB	Northern Illinois
9	237	Pat Coleman	WR	Mississippi
10	264	Dee Thomas	DB	Nicholls State
11	295	Joey Banas	T	Houston
12	321	Reggie Slack	QB	Auburn

### Draft Notes

none

### 1989

Rd.	Pick	Player	Pos.	College
1	23	David Williams	T	Florida
2	50	Scott Kozak	LB	Oregon
3	77	Bubba McDowell	S	Miami (Fla.)
4	104	Rod Harris	WR	Texas A&M
5	131	Glenn Montgomery	DT	Houston
6	157	Bo Orlando	S	West Virginia
7	190	Tracy Rogers	LB	Fresno State
8	217	Alvoid Mays	CB	West Virginia
9	244	Bob Mrosko	TE	Penn State
10	271	Tracy Johnson	RB	Clemson
11	298	Brian Smider	T	West Virginia
12	325	Chuck Hartlieb	QB	Iowa

### Draft Notes

none

### 1988

Rd.	Pick	Player	Pos.	College
1a	9	(Traded to Raiders)		
1b	22	Lorenzo White	RB	Michigan State
2	48	Quintin Jones	DB	Pittsburgh
3a	72	Greg Montgomery	P	Michigan State
3b	74	(Traded to Raiders)		
4	102	(Traded to Raiders)		
5a	125	Cris Dishman	DB	Purdue
5b	130	Chris Verhulst	TE	Cal State-Chico
6	157	Kurt Crain	LB	Auburn
7	187	Tracey Eaton	DB	Portland State
8	214	David Viaene	C	Minnesota-Duluth
9	241	David Spradlin	LB	Texas Christian
10	271	Marco Johnson	WR	Hawaii
11	298	Jethro Franklin	DE	Fresno State
12	325	John Brantley	LB	Georgia

### Draft Notes

- 1a – Pick traded (originally L.A. Rams pick from 1987 trade) to L.A. Raiders along with 1988 third round pick (74 overall) and fourth round pick (102 Overall) for DE Sean Jones, 1988 second round pick (48 overall, Oilers original pick) and third round pick (60 overall)
- 2 – Pick reacquired from L.A. Raiders in trade (see 1a)
- 3a – Pick acquired from S.D. along with fifth round pick (125 overall) for the Oilers third round pick (60 overall)

- 3b – Pick traded to L.A. Raiders (see 1a)
- 4 – Pick traded to Raiders (see 1a)
- 5a – Pick acquired in San Diego trade (see 3a)

### 1987

Rd.	Pick	Player	Pos.	College
1a	3	Alonzo Highsmith	RB	Miami (Fla.)
1b	8	(Traded to Buffalo)		
1c	20	Haywood Jeffries	WR	N.C. State
2a	36	(Traded to Buffalo)		
2b	46	Walter Johnson	LB	Louisiana Tech
3	64	Cody Carlson	QB	Baylor
4a	91	(Traded to L.A. Rams)		
4b	105	Mark Dusbabek	LB	Minnesota
5a	120	(Traded to Washington)		
5b	133	Spencer Tillman	RB	Oklahoma
6a	147	Al Smith	LB	Utah State
6b	159	Toby Caston	LB	Louisiana State
7	176	Robert Banks	DT	Notre Dame
8	202	Michel James	WR	Washington State
9	231	Wes Neighbors	C	Alabama
10	258	Curtis Duncan	WR	Northwestern
11	287	John Davis	G	Georgia Tech
12	314	Ira Valentine	RB	Texas A&M

### Draft Notes

- 1a – Pick acquired from Buffalo for Oilers 1987 first round pick (8 overall) and second round pick (36 overall)
- 1b – Pick traded to Buffalo (see 1a)
- 1c – Pick acquired from L.A. Rams along with G Kent Hill, DE William Fuller, 1987 fifth round pick (133 overall) and 1988 first round pick (9 overall) for QB Jim Everett
- 2a – Pick acquired from Detroit for T Harvey Salem and traded to Buffalo (see 1a)
- 2b – Pick acquired from Kansas City along with 1987 fourth round pick (105 overall) for the Oilers second round pick (35 overall)
- 4a – Pick traded to L.A. Rams along with 1986 seventh round pick (172 overall) for WR Drew Hill in 1986.
- 4b – Pick acquired in Kansas City trade (see 2b)
- 5a – Pick traded to Washington (eventually to Chicago) for PK Tony Zendejas
- 5b – Pick acquired in L.A. Rams trade (see 1c)
- 6b – Pick acquired from Kansas City for RB Larry Morianity

### 1986

Rd.	Pick	Player	Pos.	College
1	3	Jim Everett	QB	Purdue
2	34	Ernest Givins	WR	Louisville
3	61	Allen Pinkett	RB	Notre Dame
4	87	(Traded to Kansas City)		
5	114	Jeff Parks	TE	Auburn
6	145	Ray Wallace	RB	Purdue
7	172	(Traded to L.A. Rams)		
8	199	Larry Griffin	DB	North Carolina
9	225	Bob Sebring	LB	Illinois
10	256	Don Sommer	G	Texas El-Paso
11	283	Mark Cochran	T	Baylor
12	310	Chuck Banks	RB	West Virginia Tech

### Draft Notes

- 4 – Pick traded to Kansas City (see 1985, 5b)
- 7 – Pick traded to L.A. Rams along with 1987 fourth round pick (91 overall) for WR Drew Hill

### 1985

Rd.	Pick	Player	Pos.	College
1a	2	(Traded to Minnesota)		
1b	3	Ray Childress	DE	Texas A&M
1c	11	Richard Johnson	DB	Wisconsin
2a	31	(Traded to Denver)		
2b	36	Richard Byrd	DE	Southern Mississippi
3a	58	(Traded to N.Y. Giants)		

## ALL-TIME DRAFT SELECTIONS

3b	80	(Traded to L.A. Raiders)		
3c	82	Mike Kelley	C	Notre Dame
4	87	Tom Briebl	LB	Stanford
5a	114	(Traded to Dallas)		
5b	133	Frank Bush	LB	N.C. State
5c	138	Lee Johnson	K	Brigham Young
6a	143	(Traded to L.A. Raiders)		
6b	153	Joe Krakoski	LB	Washington
7	170	Mike Akiu	WR	Hawaii
8	199	Chuck Thomas	C	Oklahoma
9	226	Steve Tasker	KR	Northwestern
10	255	Mike Golic	DL	Notre Dame
11	281	Willie Drewrey	WR	West Virginia
12	311	Mark Vonderhaar	DT	Minnesota

**Draft Notes**

- 1a – Pick traded to Minnesota
- 1b – Pick acquired from Minnesota
- 1c – Pick acquired from New Orleans for RB Earl Campbell
- 2a – Pick traded to Denver for second round pick (from Tampa Bay, 36 overall) and fifth round pick (138 overall)
- 2b – Pick acquired from Denver (see 2a)
- 3a – Pick traded to New York Giants for RB Butch Woolfolk
- 3b – Pick traded to L.A. Raiders along with sixth round pick (143 overall) for C Jim Romano
- 3c – Pick acquired from Denver for WR Butch Johnson
- 5a – Pick traded to Dallas (see 1984, 2b)
- 5b – Pick acquired from Kansas City along with sixth round pick (153 overall) for DE Bob Hamm and 1986 fourth round pick (87 overall)
- 5c – Pick acquired from Denver (see 2a)
- 6a – Pick traded to L.A. Raiders (see 3b)
- 6b – Pick acquired from Kansas City (see 5b)

**1984**

Rd.	Pick	Player	Pos.	College
1	2	Dean Steinkuhler	T	Nebraska
2a	29	Doug Smith	DE	Auburn
2b	40	(Traded to Dallas)		
2c	54	Bo Eason	DB	California-Davis
3	58	Johnny Meads	LB	Nicholls State
4a	85	Mark Studaway	DE	Tennessee
4b	100	Patrick Allen	DB	Utah State
4c	102	(Traded to Washington)		
5	114	Robert Lyles	LB	Texas Christian
6a	141	John Grimsley	LB	Kentucky
6b	161	Eric Mullins	WR	Stanford
7	170	Willie Joyner	RB	Maryland
8	197	Kevin Baugh	WR	Penn State
9a	226	Jeff Donaldson	DB	Colorado
9b	227	Mike Johnson	DE	Illinois
9c	252	Mike Russell	LB	Toledo
10	253	(Traded to L.A. Rams)		
11	282	(Traded to L.A. Raiders)		
12	309	(Traded to L.A. Rams)		

**Draft Notes**

- 2b – Pick acquired from Minnesota (see 4b) and traded to Dallas along with 1985 fifth round pick (114 overall) and WR Mike Renfro for second round pick (54 overall) and WR Butch Johnson
- 2c – Pick acquired from Dallas (see 2b)
- 4b – Pick acquired from Minnesota along with second round pick (40 overall) for QB Archie Manning and TE Dave Casper
- 4c – Pick acquired from L.A. Rams and traded to Washington for 1985 third round pick (80 overall)
- 6b – Pick acquired from L.A. Rams (see 1983, 1a) and traded to Washington
- 9b – Pick acquired from N.Y. Giants (see 1983, 11)
- 9c – Pick acquired from L.A. Raiders for past considerations involving RB Tim Wilson for 11th round pick (282 overall)
- 10 – Pick traded to L.A. Rams for T Doug France
- 11 – Pick traded to L.A. Raiders (9c)
- 12 – Pick traded to L.A. Rams for past considerations

**1983**

Rd.	Pick	Player	Pos.	College
1a	2	(Pick traded to L.A. Rams)		
1b	9	Bruce Matthews	G	Southern California
2a	30	Harvey Salem	T	California
2b	42	Keith Bostic	DB	Michigan
3a	58	Tim Joiner	LB	Louisiana State
3b	69	Chris Dressel	TE	Stanford
3c	76	(Traded to Miami)		
3d	83	Steve Brown	DB	Oregon
4a	86	Greg Hill	DB	Oklahoma State
4b	88	Mike McCloskey	TE	Penn State
5a	114	Larry Moriarty	RB	Notre Dame
5b	139	Jerome Foster	DT	Ohio State
6	142	Steve Haworth	DB	Oklahoma
7	170	Herkie Walls	WR	Texas
8	198	Robert Thompson	LB	Michigan
9	226	Kevin Potter	DB	Missouri
10	253	(Traded to Green Bay)		
11	281	(Traded to N.Y. Giants)		
12	309	(Traded to N.Y. Giants)		

**Draft Notes**

- 1a – Pick traded to L.A. Rams for first round pick (3 overall), fourth round pick (88 overall) and 1984 fourth round pick (102 overall)
- 1b – Pick acquired from Seattle along with second round pick (42 overall) and third round pick (69 overall) for Oilers first round pick (3 overall from L.A. Rams)
- 2b – Pick acquired from Seattle (see 1b)
- 3b – Pick acquired from Seattle (see 1b)
- 3c – Pick acquired from Green Bay and traded to Miami (see 3d)
- 3d – Pick acquired from Miami along with fifth round pick (139 overall) for third round pick (76 overall)
- 4b – Pick acquired from L.A. Rams (see 1a)
- 5b – Pick acquired from Miami (see 3d)
- 10 – Pick traded to Green Bay for T Mark Koncar
- 11 – Pick traded to N.Y. Giants along with 12th round pick (309 overall) for 1984 ninth round pick (228 overall)
- 12 – Pick traded to N.Y. Giants (see 11)

**1982**

Rd.	Pick	Player	Pos.	College
1	8	Mike Munchak	G	Penn State
2a	35	(Pick traded to Oakland)		
2b	44	Oliver Luck	QB	West Virginia
3a	67	(Pick traded to L.A. Rams)		
3b	72	Stan Edwards	RB	Michigan
3c	77	Robert Abraham	LB	N.C. State
4	94	Steve Bryant	WR	Purdue
5	121	Malcolm Taylor	DE	Tennessee State
6	148	Gary Allen	RB	Hawaii
7	175	(Traded to Detroit)		
8	207	(Traded to L.A. Rams)		
9	234	Matt Bradley	DB	Penn State
10	261	Ron Reeves	QB	Texas Tech
11	287	Jim Campbell	TE	Kentucky
12	314	Donnie Craft	RB	Louisville

**Draft Notes**

- 2a – Pick traded to Oakland (see 1981, 1)
- 2b – Pick acquired from L.A. Rams along with 1982 third round pick (77 overall) for TE Mike Barber and 1982 third round pick (67 overall)
- 3a – Pick traded to L.A. Rams (see 2b)
- 3b – Pick acquired from N.Y. Giants for RB Rob Carpenter
- 7 – Pick traded to Detroit for CB Luther Bradley
- 8 – Pick traded to L.A. Rams TE Lewis Gilbert

**1981**

Rd.	Pick	Player	Pos.	College
1	21	(Traded to Oakland)		
2	48	(Traded to Oakland)		

## ALL-TIME DRAFT SELECTIONS

3	79	Mike Holston	WR	Morgan State
4	106	Nick Eyre	T	Brigham Young
5	133	Delbert Fowler	LB	West Virginia
6	159	Bill Kay	DB	Purdue
7a	186	(Traded to Seattle)		
7b	193	Don Washington	DB	Texas A&M-Kingsville
8	217	Willie Tullis	WR	Troy State
9	243	Avon Riley	LB	UCLA
10	270	Larry Jones	RB	Colorado State
11	297	Claude Mathews	G	Auburn
12	324	Bill Capece	K	Florida State

**Draft Notes**

- 1 – Pick traded to Oakland along with 1981 second round pick (48 overall) and 1982 second round pick (35 overall) for TE Dave Casper
- 2 – Pick traded to Oakland (see 1)
- 7a – Pick traded to Seattle along with 1980 10th round pick (274 overall) for LB Sammy Green
- 7b – Pick acquired from Oakland (see 1980, 7a)

**1980**

Rd.	Pick	Player	Pos.	College
1	25	(Traded to New England)		
2a	38	Angelo Fields	T	Michigan State
2b	52	Daryle Skaugstad	DT	California
3	79	Tim Smith	WR	Nebraska
4	106	Chris Combs	TE	New Mexico
5	134	John Corker	LB	Oklahoma State
6	160	(Traded to New England)		
7a	182	Craig Bradshaw	QB	Utah State
7b	190	(Traded to N.Y. Jets)		
8	217	Harold Bailey	QB/TE	Oklahoma State
9	244	Ed Harris	RB	Bishop
10	274	(Traded to Seattle)		
11	301	Eddie Preston	WR	Western Kentucky
12	328	Wiley Pitts	WR	Temple

**Draft Notes**

- 1 – Pick traded to New England along with sixth round pick (160 overall) for T Leon Gray
- 2a – Pick acquired from Kansas City for QB Steve Fuller
- 6 – Pick traded to New England (see 1)
- 7a – Pick acquired from Oakland along with 1981 seventh round pick (193 overall) for DB Jack Tatum
- 7b – Pick traded to N.Y. Jets for WR Rich Caster
- 10 – Pick traded to Seattle along with 1981 seventh round pick (186 overall) for LB Sammy Green

**1979**

Rd.	Pick	Player	Pos.	College
1	23	(Traded to Kansas City)		
2a	31	Mike Stensrud	DE	Iowa State
2b	50	Jesse Baker	DE	Jacksonville State
3a	69	(Traded to Baltimore)		
3b	72	Kenny King	RB	Oklahoma
3c	78	(Traded to Tampa Bay)		
4	104	(Traded to San Diego)		
5	133	(Traded to Tampa Bay)		
6a	143	Daryl Hunt	LB	Oklahoma
6b	159	Mike Murphy	LB	S.W. Missouri
7	171	Tim Ries	DB	S.W. Missouri
8	214	Carter Hartwig	DB	Southern California
9	243	Rich Ellender	WR	McNeese State
10		(Pick used in 1978 supplemental draft)		
11	298	Mike Taylor	T	Georgia Tech
12	324	Wayne Wilson	RB	Shepherd

**Draft Notes**

- 1 – Pick traded to Kansas City for 1979 second round pick (31 overall) and 1980 second round pick (38 overall)
- 2a – Pick acquired in Kansas City trade (see 1)
- 3a – Pick traded to Baltimore for 1979 third round pick (72 overall) and

seventh round pick (171 overall)

- 3b – Pick acquired in Baltimore trade (see 3a)
- 3c – Pick traded to Tampa Bay (see 1978, 1a)
- 4 – Pick traded to San Diego for QB Neal Jeffrey
- 5 – Pick traded to Tampa Bay (see 1978, 1a)
- 6a – Pick acquired from Buffalo for T Elbert Drungo
- 7 – Pick acquired in Baltimore trade (see 3a)
- 10 – Pick used on WR Johnnie Dirden (Sam Houston State) in 1978 supplemental draft

**1978**

Rd.	Pick	Player	Pos.	College
1a	1	Earl Campbell	RB	Texas
1b	17	(Traded to Tampa Bay)		
2	44	(Traded to Tampa Bay)		
3	73	Gifford Nielsen	QB	Brigham Young
4	98	Mike Renfro	WR	Texas Christian
5	127	(Traded to Kansas City)		
6	154	Conrad Rucker	TE	Southern
7	183	(Traded to Buffalo)		
8	210	J.C. Wilson	DB	Pittsburgh
9	239	Jim Mol	DE	Morningside
10	266	Steve Young	TE	Wake Forest
11	295	Willie Thicklen	WR	Alabama State
12	322	John Schuhmacher	G	Southern California

**Draft Notes**

- 1a – Pick acquired from Tampa Bay for 1978 first round pick (17 overall) and second round pick (44 overall), 1979 third round pick (78 overall) and fifth round pick (133 overall) and TE Jimmie Giles
- 1b – Pick traded to Tampa Bay (see 1a)
- 5 – Pick traded to Kansas City for WR Otis Taylor
- 7 – Pick traded to Buffalo for DE Jimmy Dean

**1977**

Rd.	Pick	Player	Pos.	College
1	11	Morris Towns	T	Missouri
2	38	George Reihner	G	Penn State
3a	65	(Traded to San Francisco)		
3b	66	Tim Wilson	RB	Maryland
3c	70	Jimmie Giles	TE	Alcorn State
3d	84	Rob Carpenter	RB	Miami (Ohio)
4a	95	(Traded to Kansas City)		
4b	98	Warren Anderson	WR	West Virginia State
5		(Choice forfeited)		
6a	148	Gary Woolford	DB	Florida State
6b	165	David Carter	C	Western Kentucky
7	178	(Traded to New York Giants)		
8a	198	Steve Davis	WR	Georgia
8b	205	Eddie Foster	WR	Houston
9	232	Bill Currier	DB	South Carolina
10	262	Harvey Hull	LB	Mississippi State
11	289	Al Romano	LB	Pittsburgh
12	316	Ove Johansson	K	Abilene Christian

**Draft Notes**

- 3a – Pick traded to San Francisco along with 1976 first round pick (21 overall) for RB Vic Washington
- 3b – Pick acquired from Green Bay along QB John Hadl and DB Ken Ellis for QB Lynn Dickey
- 3c – Pick acquired from Miami along with fourth round pick (98 overall) for CB Ken Ellis
- 3d – Pick acquired from Oakland for WR Emmett Edwards
- 4a – Pick traded to Kansas City along with 1976 fifth round pick (144 overall) for WR Elmo Wright
- 4b – Pick acquired in Miami trade (see 3c)
- 6b – Pick acquired from New England
- 7 – Pick traded to N.Y. Giants for RB Joe Dawkins
- 8a – Pick acquired from Seattle for WR Steve Largent

**1976**

Rd.	Pick	Player	Pos.	College
-----	------	--------	------	---------

## ALL-TIME DRAFT SELECTIONS

1	21	(Traded to San Francisco)		
2	48	Mike Barber	TE	Louisiana Tech
3	79	(Traded to Kansas City)		
4a	113	(Traded to Oakland)		
4b	117	Steve Largent	WR	Tulsa
5	144	(Traded to Kansas City)		
6	173	Todd Simonsen	T	South Dakota State
7a	197	Larry Harris	DT	Oklahoma State
7b	202	(Traded to New England)		
8	229	Bobby Simon	T	Grambling State
9	256	Art Stringer	LB	Ball State
10	284	Steve Kincannon	QB	Humboldt State
11	311	Skip Walker	RB	Texas A&M
12a	324	Larry Bell	T	East Texas State
12b	337	(Traded to San Diego)		
13	368	Dan O'Rourke	WR	Colorado State
14	395	John Reimer	T	Wisconsin
15	422	Bobby Byars	DT	Cheyney
16	452	Claude Johnson	LB	Florida A&M
17	479	Allen Misher	WR	LSU

**Draft Notes**

- 1 – Pick traded to San Francisco along with 1977 third round pick (65 overall) for RB Vic Washington
- 3 – Pick traded to Kansas City
- 4a – Pick traded to Oakland along with 1975 fifth round pick (115 overall) for S Tommy Maxwell
- 4b – Pick acquired from L.A. Rams
- 5 – Pick traded to Kansas City along with 1977 fourth round pick (95 overall) for WR Elmo Wright
- 7a – Pick acquired from Denver for DB Jeff Severson
- 7b – Pick traded to New England for TE Bob Adams
- 12a – Pick acquired from Cleveland for WR Willie Miller
- 12b – Pick traded to San Diego for WR Jerry LeVias

**1975**

Rd.	Pick	Player	Pos.	College
1a	6	Robert Brazile	LB	Jackson State
1b	15	Don Hardeman	RB	Texas A&M-Kingsville
2	40	Emmett Edwards	WR	Kansas
3	65	(Traded to Atlanta)		
4	90	(Traded to Dallas)		
5	115	(Traded to Oakland)		
6	146	Jesse O'Neal	DE	Grambling State
7a	162	Mike Biehle	T	Miami (Ohio)
7b	171	Mark Cotney	DB	Cameron
8	196	Jerry Lawrence	DT	South Dakota State
9	221	Bob Bruer	TE	Minn St.-Mankato
10	246	Alan Pringle	K	Rice
11	271	John Sawyer	TE	Southern Mississippi
12	302	Willie Miller	WR	Colorado State
13	327	Ricky Scales	WR	Virginia Tech
14	352	Jody Medford	G	Rice
15	377	Jack Holmes	RB	Texas Southern
16	402	Ken Lambert	DB	Virginia Tech
17	427	Ricky Seeker	C	Texas A&M

**Draft Notes**

- 1a – Pick acquired from Kansas City along with DT Curley Culp for DE John Matuszak
- 3 – Pick traded to Atlanta for LB Buane Benson
- 4 – Pick traded to Dallas for WR Mike Montgomery
- 5 – Pick traded to Oakland along with 1976 fourth round pick (113 overall) for S Tommy Maxwell
- 7a – Pick acquired from Kansas City for RB Bill Thomas

**1974**

Rd.	Pick	Player	Pos.	College
1	1	(Traded to Dallas)		
2	27	(Traded to Buffalo)		
3	53	(Traded to Dallas)		
4	79	Steve Manstedt	LB	Nebraska

5	105	(Traded to Washington)		
6a	131	(Traded to New Orleans)		
6b	154	Booker Brown	G	Southern California
7	157	Leonard Fairley	DB	Alcorn State
8	183	Mike McCoy	DB	Western Kentucky
9	209	(Traded to New England)		
10	235	(Traded to New Orleans)		
11	261	Steve Taylor	C	Auburn
12	287	Ricky Browne	LB	Florida
13	313	Dan Dixon	G	Boise State
14	339	(Traded to Buffalo)		
15	365	Billy Johnson	WR	Widener
16	391	Matthew Williams	RB	N.E. Louisiana
17	417	Bill Hedge	T	N.W. Missouri State

**Draft Notes**

- 1 – Pick traded to Dallas along with 1974 third round pick (53 overall) for DE Tody Smith and WR Billy Parks
- 2 – Pick traded to Buffalo for LB Al Cowlings
- 3 – Pick traded to Dallas (see 1)
- 5 – Pick traded to Washington for S Alvin Haymond
- 6a – Pick traded to New Orleans along with 10th round pick (235 overall) for RB James Ford
- 6b – Pick acquired from L.A. Rams for DE Bob Crum
- 9 – Pick traded to New England for LB Steve Kiner
- 10 – Pick traded to New Orleans (see 6a)
- 14 – Pick traded to Buffalo for T Levert Carr

**1973**

Rd.	Pick	Player	Pos.	College
1a	1	John Matuszak	DE	Tampa
1b	14	George Amundson	RB	Iowa State
2	27	(Traded to Kansas City)		
3a	53	(Traded to New Orleans)		
3b	61	(Traded to Baltimore)		
4	79	Gregg Bingham	LB	Purdue
5	105	Edesel Garrison	WR	Southern California
6	131	Ron Mayo	TE	Morgan State
7	157	Shelby Jordan	T	Washington (Mo.)
8	183	Joe Blahak	DB	Nebraska
9	209	Mark Williams	K	Rice
10	235	Darrell Vaughn	DT	Northern Colorado
11	261	Larry Eaglin	DB	Stephen F. Austin
12	287	Brad Lyman	WR	UCLA
13	313	Willie Martin	G	N.E. Oklahoma
14	339	Ron Lou	C	Arizona State
15	365	Roger Goree	LB	Baylor
16	391	Tim Dameron	WR	East Carolina
17	417	Randy Braband	LB	Texas

**Draft Notes**

- 1b – Pick acquired from Atlanta for DT Mike Tilleman
- 2 – Pick traded to Kansas City
- 3a – Pick traded along with 1972 second round pick (31 overall) for DT Mike Tilleman
- 3b – Pick acquired from Denver for QB Charley Johnson; Pick traded to Baltimore for C Bill Curry

**1972**

Rd.	Pick	Player	Pos.	College
1	6	Greg Sampson	DE	Stanford
2	31	(Traded to New Orleans)		
3a	56	Lewis Jolley	RB	North Carolina
3b	75	Solomon Freelon	G	Grambling State
4	84	(Traded to St. Louis)		
5	109	(Traded to Denver)		
6a	134	Joe Bullard	DB	Tulane
6b	136	Elmer Allen	LB	Mississippi
7	162	Eric Hutchinson	DB	Northwestern
8	187	Guy Roberts	LB	Maryland
9	212	Willie Postler	T	Montana
10a	240	Rhett Dawson	WR	Florida State

## ALL-TIME DRAFT SELECTIONS

10b	259	Jimmy Butler	TE	Tulsa
11	264	Ron Evans	T	Baylor
12	290	Willie Rodgers	RB	Jackson State
13	318	Willie Roberts	DB	Houston
14	343	Gary Crockett	C	Lamar
15	368	(Traded to Pittsburgh)		
16	396	Guy Murdock	C	Michigan
17	421	Kelly Cochrane	QB	Miami (Fla.)

**Draft Notes**

- 2 – Pick traded along with 1973 third round pick (53 overall) for DT Mike Tilleman
- 3b – Pick acquired from Kansas City
- 4 – Pick traded to St. Louis for LB Dave Olerich
- 5 – Pick traded to Denver for Cleo Johnson
- 6b – Pick acquired from Denver
- 15 – Pick traded to Pittsburgh for Worthy McClure

**1971**

Rd.	Pick	Player	Pos.	College
1	3	Dan Pastorini	QB	Santa Clara
2	31	(Traded to New Orleans)		
3	56	Lynn Dickey	QB	Kansas State
4	81	Larron Jackson	T	Missouri
5	109	Willie Armstrong	RB	Grambling State
6	134	Willie Alexander	DB	Alcorn State
7a	159	Phil Croyle	LB	California
7b	174	Larry Watson	T	Morgan State
8	187	(Traded to Denver)		
9	212	Floyd Rice	TE	Alcorn State
10	237	Russ Price	DE	North Carolina Central
11	265	Macon Hughes	WR	Rice
12	290	John Thompson	G	Minnesota
13	315	Joe Hoing	G	Arkansas Tech
14	343	Dick Adams	DB	Miami (Ohio)
15	368	Andy Hopkins	RB	Stephen F. Austin
16	393	Moses Denson	RB	Maryland-E. Shore
17	421	Calvin Fox	LB	Michigan State

**Draft Notes**

- 2 – Pick traded to New Orleans
- 7b – Pick acquired from New York Giants
- 8 – Pick traded to Denver

**1970**

Rd.	Pick	Player	Pos.	College
1	14	Doug Wilkerson	G	North Carolina Central
2a	31	Leo Brooks	DT	Texas
2b	40	Bill Dusenberry	RB	Johnson Smith
3	66	(Traded to Cleveland)		
4	92	Spike Jones	P	Georgia
5a	110	Ron Saul	G	Michigan State
5b	118	Ed Duley	DT	Northern Arizona
6	144	Benny Johnson	DB	Johnson Smith
7	170	Charles Olson	DB	Concordia College
8	196	Mike McClish	T	Wisconsin
9	222	Charles Blossom	DE	Texas Southern
10	248	Joe Dawkins	RB	Wisconsin
11	274	Robert Morris	C	Duke
12	300	Richard Dawkins	TE	Johnson Smith
13	326	Jess Lewis	LB	Oregon State
14	352	Claire Rasmussen	G	Wisconsin-Oshkosh
15	378	Dave Sharp	T	Stanford
16		No choice		
17	430	Julian Fagan	P	Mississippi

**Draft Notes**

- 2a – Pick acquired from Boston
- 3 – Pick traded to Cleveland
- 5a – Pick acquired from Cincinnati
- 16 – Pick used on underclassman (WR Chris Myers, Kenyon)

**1969**

Rd.	Pick	Player	Pos.	College
1	15	Ron Pritchard	LB	Arizona State
2	40	Jerry LeVias	WR	Southern Methodist
3a	65	Elbert Drungo	T	Tennessee State
3b	78	Rich Johnson	RB	Illinois
4a	93	Charlie Joiner	WR	Grambling
4b	96	Roy Gerela	K	New Mexico State
5	118	Johnny Peacock	S	Houston
6	143	Willie Grate	WR	South Carolina State
7	171	Mike Richardson	RB	Southern Methodist
8	196	Glenn Woods	DT	Prairie View
9	221	Ed Watson	LB	Grambling
10a	249	Joe Pryor	TE	Boston College
10b	256	Bob Naponic	QB	Illinois
11	274	Terry May	DE	Southern Methodist
12	299	George Resley	DT	Texas A&M
13	327	Richard Pickens	RB	Tennessee
14	352	Roy Don Reeves	DB	South Carolina
15	377	John Tyszkiewicz	G	Chattanooga
16	405	Lloyd Wainscott	LB	Texas
17	430	Hank Autry	C	Southern Mississippi

**Draft Notes**

- 3b – Pick acquired from New York Jets
- 4b – Pick acquired from San Diego
- 10b – Pick acquired from Oakland

**1968**

Rd.	Pick	Player	Pos.	College
1	22	(Traded to Kansas City)		
2	49	Mac Haik	WR	Mississippi
3	77	Elvin Bethea	DE	North Carolina A&T
4	105	Jim Beirne	WR	Purdue
5	133	Bob Longo	TE	Pittsburgh
6	160	(Traded to Cincinnati)		
7	187	Paul Toscano	DB	Wyoming
8	214	(Traded to New York)		
9a	224	Bob Robertson	T	Illinois
9b	240	(Traded to Miami)		
10a	263	Joe Peace	LB	Louisiana Tech
10b	268	Tom Domres	DT	Wisconsin
11	295	Bill Halley	TE	La Verne
12	322	Barry Lischner	RB	Missouri
13	349	Jim Dousay	RB	Louisiana State
14	376	Rich Stotter	LB	Houston
15	403	(Traded to San Diego)		
16	430	Bob Smith	S	Miami (Ohio)
17	457	Billy Alsbrook	DB	North Carolina College

**Draft Notes**

- 1 – Pick traded to Kansas City along with QB Jacky Lee and DT Ernie Ladd for QB Pete Beathard
- 6 – Pick traded to Cincinnati
- 8 – Pick traded to New York Jets
- 9a – Pick acquired from Boston
- 9b – Pick traded to Miami
- 10a – Pick acquired from San Diego
- 15 – Pick traded to San Diego

**1967**

Rd.	Pick	Player	Pos.	College
1a	5	George Webster	LB	Michigan State
1b	23	Tom Regner	G	Notre Dame
2a	30	Bob Davis	QB	Virginia
2b	49	Roy Hopkins	RB	Texas Southern
3	56	Larry Carwell	CB	Iowa State
4	86	Carel Stith	DT	Nebraska
5a	111	Pete Johns	S	Tulane
5b	118	Willie Parker	DT	Arkansas AM&N
5c	127	Zeke Moore	CB	Lincoln
6	136	Pete Barnes	LB	Southern

## ALL-TIME DRAFT SELECTIONS

7	164	Ed Carrington	TE	Virginia
8a	189	Johnny Brunson	RB	Benedict
8b	201	Sharon Washington	WR	N.E. Missouri
9	214	Ken Houston	S	Prairie View
10a	242	Woody Campbell	RB	Northwestern
10b	261	Tim Sheehan	C	Stanford
11	267	Harold Decker	DE	Kalamazoo
12	292	(Traded to Buffalo)		
13	319	(Traded to Buffalo)		
14	345	Henry Hailstock	G	Lincoln
15	370	Marvin McQueen	LB	Mississippi
16	398	Rex Keeling	K	Samford
17	423	Larry Lee	WR	Texas A&M

**Draft Notes**

- 1b – Pick acquired from Dallas along with second round pick (49 overall) and two fifth round picks (118 and 127 overall) for T Ralph Neely
- 2b – Pick acquired from Dallas (see 1b)
- 5b – Pick acquired from Dallas (see 1b)
- 5c – Pick acquired from Dallas (see 1b)
- 8b – Pick acquired from Oakland
- 10b – Pick acquired from Kansas City for C Wayne Frazier in 1966
- 12 – Pick traded to Buffalo
- 13 – Pick traded to Buffalo

**1966 Redshirt Draft**

Rd.	Pick	Player	Pos.	College
1		Tom Fisher	LB	Tennessee
2		Tim Van Galder	QB	Iowa State
3		Ralph Dunlop	T	Baylor
4		Bill Davis	QB	Lamar Tech
5		Richard Gover	T	Virginia State
6		John Gary	T	Grambling
7		Clyde Pettaway	T	North Carolina A&T
8		Roger Marshall	QB	Baylor
9		Lee Garner	LB	Mississippi
10		Dan Goich	T	California
11		Charles Arkwright	T	Georgia

**1966**

Rd.	Pick	Player	Pos.	College
1	5	Tommy Nobis	LB	Texas
2	12	Stan Hindman	G	Mississippi
3	21	George Rice	DT	Louisiana State
4	28	George Allen	T	West Texas State
5	37	Hoyle Granger	FB	Mississippi State
6	45	Dave Long	E	Iowa
7	54	Hartwell Menefee	DB	New Mexico State
8	67	Dan Bland	DB	Mississippi State
9	77	Dick Suffell	DB	S.W. Texas State
10	86	Wilbur Aylor	G	S.W. Texas State
11	95	Monte Ledbetter	E	N.W. Louisiana
12	104	Harry Day	E	Memphis State
13	113	Fred Zimmerman	LB	Toledo
14	122	Butch Lince	T	North Dakota
15	131	Tommy Dillard	T	Austin Peay
16	140	Steve Smith	E	Michigan
17	149	Lyle Loebach	T	Simpson
18	158	Ed Buzzell	QB	Ottawa
19	167	Frank Fuller	T	Drake
20	176	Dave Odegaard	T	Bemidji State

**1965 Redshirt Draft**

Rd.	Pick	Player	Pos.	College
1		Donny Anderson	HB	Texas Tech
2		Glen Ray Hines	T	Arkansas
3		Mike Shinn	E	Kansas
4		Ollie Cordill	QB	Memphis State
5		Jerry Crumpler	T	Missouri
6		(Pick to Oakland)		
7		Leo Lowery	FB	Texas Tech
8		Len Sears	T	South Carolina

9		Tom Bleick	HB	Georgia Tech
10		George Hafner	QB	McNeese State
11		Bill Anderson	QB	Tulsa
12		Harlan Lane	E	Baylor

**1965**

Rd.	Pick	Player	Pos.	College
1	2	Lawrence Elkins	E	Baylor
2a	10	Malcolm Walker	C	Rice
2b	15	Ralph Neely	T	Oklahoma
3	18	Ernie Koy	HB	Texas
4	26	Bobby Maples	LB	Baylor
5	34	Frank Molden	T	Jackson State
6	42	Dennis Murphy	T	Florida State
7		(Pick to Kansas City)		
8a	58	Ray Ogden	HB	Alabama
8b	59	Roy Hilton	LB	Jackson State
9	66	George Kinney	DT	Wiley
10	74	Maxie Williams	G	S.E. Louisiana
11		(Pick to Oakland)		
12	90	Bob Reed	G	Tennessee State
13	98	Bob Felts	HB	Florida A&M
14	106	Norman Evans	T	Texas Christian
15	114	Tony Guillory	LB	Lamar Tech
16	122	Junior Coffey	RB	Washington
17	130	Jim Grisham	FB	Oklahoma
18a	138	Russ Mundy	FB	West Texas State
18b	143	Russell Wayt	LB	Rice
19	146	Frank Fox	T	Sam Houston State
20	154	Gus Brezina	G	Houston

**Draft Notes**

- 2b – Pick acquired from Boston
- 7 – Pick traded to Kansas City
- 8b – Pick acquired from Oakland
- 11 – Pick traded to Oakland

**1964**

Rd.	Pick	Player	Pos.	College
1	6	Scott Appleton	DT	Texas
2a	9	Charley Taylor	HB	Arizona State
2b	14	Billy Truax	E	Louisiana State
3	22	Bobby Crenshaw	G	Baylor
4	30	Ode Burrell	HB	Mississippi State
5a	33	John Varnell	DT	West Texas State
5b	38	Sid Blanks	HB	Texas A&I
6	46	Dave Wilcox	DE	Oregon
7	54	(Traded to Denver)		
8	62	Ezell Seals	HB	Prairie View
9	70	Jerry Burton	HB	N.W. Louisiana
10	78	Sammy Odeom	LB	N.W. Louisiana
11	86	Owen Dejanovich	G	Arizona State
12	94	Benny Nelson	DB	Alabama
13	102	(Traded to Kansas City)		
14	110	Ken Henson	C	Texas Christian
15	118	Pat Crain	FB	Clemson
16	126	Bill Munson	QB	Utah State
17	134	Dick Leeuwenburg	T	Stanford
18	142	Bob Nichols	T	Stanford
19	150	Carl Robinson	T	Prairie View
20	158	Pete Jaquess	DB	Eastern New Mexico
21	166	Jerry Cole	E	S.W. Texas State
22	174	Ed Kessler	FB	North Carolina
23	182	Jim Whitehead	T	Georgia
24	190	John Garrett	LB	Oklahoma
25	198	Dick Bowe	T	Rice
26	206	Alex Zenko	T	Kent State

**Draft Notes**

- 2a – Pick acquired from Denver
- 5a – Pick acquired from Denver
- 7 – Pick traded to Denver

## ALL-TIME DRAFT SELECTIONS

• 13 – Pick traded to Kansas City

## 1963

Rd.	Pick	Player	Pos.	College
1	6	Danny Brabham	LB	Arkansas
2	15	Don Estes	T	Louisiana State
3	22	Jerry Cook	HB	Texas
4a	25	Lee Roy Caffey	LB	Texas A&M
4b	31	Jerry Hopkins	C	Texas A&M
5a	33	Homer Jones	RB	Texas Southern
5b	38	Don Chuy	T	Clemson
6	47	Lionel Aldridge	DE	Utah State
7	54	Johnny Baker	LB	Mississippi State
8	63	Jim Burson	HB	Auburn
9	70	Ed Burke	T	Notre Dame
10	78	(Traded to Denver)		
11a	84	Tom Brown	G	Pittsburgh
11b	86	(Traded to Boston)		
12	95	(Traded to Oakland)		
13	102	(Traded to Oakland)		
14	111	Don Trull	QB	Baylor
15	118	No choice		
16	127	Rex Benson	T	Miami
17	134	Jerry Griffin	E	Louisiana Tech
18	143	Paul Lea	HB	Oklahoma
19	150	Bob Hoover	HB	Florida
20	159	Wayne Lee	C	Oklahoma
21	166	Staley Faulkner	T	Texas
22	175	Sam Byer	LB	Texas A&M
23	182	Gene Raesz	E	Rice
24	191	Bob Burton	T	Grambling
25	198	Gary Kaltenbach	T	Pittsburgh
26	207	Dave Thiesen	HB	Nebraska
27	214	Al Hildebrand	T	Stanford
28	223	Tim Stein	C	Miami (Ohio)
29	230	Oliver Ross	T	West Texas State

## Draft Notes

- 4a – Pick acquired from Oakland
- 5a – Pick acquired from Oakland
- 10 – Pick traded to Denver
- 11a – Pick acquired from Buffalo
- 11b – Pick traded to Boston
- 12 – Pick traded to Oakland
- 13 – Pick traded to Oakland
- 15 – Pick used on underclassman (HB Joe Don Looney, Oklahoma)

## 1962

Rd.	Pick	Player	Pos.	College
1	7	Ray Jacobs	DT	Howard Payne
2	15	Earl Gros	FB	Louisiana State
3	23	Pete Case	T	Georgia
4a	30	Gary Cutsinger	DE	Oklahoma State
4b	31	(Traded to San Diego)		
5	39	Bill Rice	E	Alabama
6	47	Ray Pinion	G	Texas Christian
7	55	Gus Gonzales	G	Tulane
8	63	Clyde Brock	DT	Utah State
9	71	Larry Onesti	LB	Northwestern
10	79	Bob Moses	E	Texas
11	87	John Thomas	G	McMurry
12	95	Jack Collins	HB	Texas
13	103	Royce Cassell	E	New Mexico State
14	111	Glynn Griffing	QB	Mississippi
15	119	Ken Shaffer	T	Marquette
16	127	Bill Ray Adams	FB	Mississippi
17	135	Bill Miller	DT	N.M. Highlands
18	143	Art Perkins	HB	North Texas State
19	151	Bobby Jancik	DB	Lamar Tech
20	159	Joe Bob Isbell	G	Houston
21	167	Roland Jackson	FB	Rice
22	175	Ken Bolin	HB	Houston

23	183	Bill Van Buren	C	Iowa
24	191	Boyd Melvin	T	Northwestern
25	199	Bob Johnson	T	Rice
26	207	Harold Hays	G	Mississippi Southern
27	215	Roger McFarland	HB	Kansas
28	223	Gary Henson	E	Colorado
29	231	Ron Osborne	T	Clemson
30	239	Bob Clemens	HB	Pittsburgh
31	247	Al Kimbrough	HB	Northwestern
32	255	Bernard Wyatt	HB	Iowa
33	263	Al Lerderle	E	Georgia Tech
34	271	Don Talbert	T	Texas

## Draft Notes

- 4a – Pick acquired from Boston
- 4b – Pick traded to San Diego

## 1961

Rd.	Pick	Player	Pos.	College
1	8	Mike Ditka	E	Pittsburgh
2	16	Tom Goode	C	Mississippi State
3	24	Walter Suggs	T	Mississippi State
4	32	Bobby Walden	HB	Georgia
5	40	Monte Lee	LB	Texas
6	48	Jake Gibbs	QB	Mississippi
7	56	Dick Reynolds	T	N.C. State
8	64	Houston Antwine	G	Southern Illinois
9	72	Ralph White	T	Bowling Green
10	80	Charles Lee	C	Iowa
11	88	Robert Bird	G	Bowling Green
12	96	Bob McLeod	E	Abilene Christian
13	104	Gerald Hinton	G	Louisiana Tech
14	112	Jimmy King	T	Clemson
15	120	Dennis Ferriter	C	Marquette
16	128	Larry Wood	HB	Northwestern
17	136	Sam Fewell	T	South Carolina
18	144	Ike Grimsley	HB	Michigan State
19	152	Myron Pearson	HB	Colorado
20	160	Lewis Johnson	HB	Florida A&M
21	168	Ron Miller	QB	Wisconsin
22	176	Bob Kelly	E	New Mexico State
23	184	James Anderson	FB	Mississippi
24	192	Ken Gregory	E	Whittier
25	200	Jack Kreider	HB	Tulsa
26	208	Don Fuell	QB	Mississippi Southern
27	216	Boyd King	C	Rice
28	224	John Frongillo	C	Baylor
29a	229	Tom Lewis	E	Lake Forest
29b	232	Errol Linden	DE	Houston
30	240	Jim Stroud	T	Rice

## Draft Notes

- 29a – Pick acquired from N.Y. Titans

## 1960

## First Selections

Player	Pos.	College
Peter Arena	G	Northwestern
Dick Bass	HB	Pacific West
William Bohler	T	St. Ambrose
Larry Cadwell	T	Louisville
Billy Cannon	HB	Louisiana State
Doug Cline	LB	Clemson
DeJustice Coleman	HB	Illinois
Bob Crandall	HB	New Mexico
Cleatus Drinnon	C	Hardin-Simmons
John Gremer	G	Illinois
George Herring	T	North Texas State
Don Hitt	C	Oklahoma State
Steve Johnson	QB	Pepperdine
John Lands	E	Montana
Jacky Lee	QB	Cincinnati

## ALL-TIME DRAFT SELECTIONS

Bruce Maher	HB	Detroit
Don Mattson	T	Southern California
Mike McGee	G	Duke
Hugh McInnis	E	Mississippi State
Max Messner	T	Cincinnati
George Mulholland	E	New Mexico State
Gary O'Steen	HB	Alabama
Gene Prebola	E	Boston University
Palmer Pyle	T	Michigan State
William Roach	T	Texas Christian
Christian Simms	E	Rutgers
Phillip Snowden	QB	Missouri
Don Underwood	T	McNeese State
Duane Whetstone	FB	George Washington
Bob White	FB	Ohio State
Maury Youmans	T	Syracuse

### Second Selections

Player	Pos.	College
Clair Branch	RB	Texas
Dave Chamberlain	HB	Miami (Ohio)
Stan Fanning	DE	Idaho
Don Cochran	T	Alabama
Jim Glasgow	T	Jackson State
Dave Graham	E	Virginia
Bob Haas	HB	Missouri
Lowell Hughes	QB	Kent State
Dale Johannson	T	Augustana
Jim Marshall	DT	Ohio State
Ron Morrison	T	New Mexico
Jerry Muennink	C	Texas
Paul Oglesby	T	UCLA
John Peppercorn	E	Kansas
Bob Peterson	C	Oregon
Bob Talamini	G	Kentucky
Bob Towns	E	Georgia
Bob Wasden	E	Auburn
Jim Welch	HB	Southern Methodist
Jim Wolff	HB	Panhandle A&M

## FREE AGENCY HISTORY

### 1989

#### Plan B

#### Players Signed (7)

FB Carl Byrum (Buffalo)  
DE Mark Garalczyk (Jets)  
WR Kenny Jackson (Philadelphia)  
TE Calvin Magee (Tampa Bay)  
LB Matt Monger (Jets)  
DE/TE Colin Scotts (Arizona)  
C/G George Yarno (Atlanta)

#### Players Lost (13)

DE Robert Banks (Cleveland)  
S Keith Bostic (Indianapolis)  
LB Toby Caston (Detroit)  
LB Kurt Crain (Green Bay)  
T John Davis (Buffalo)  
WR Willie Drewrey (Tampa Bay)  
LB Mark Dusbabek (Minnesota)  
QB Brent Pease (Miami)  
RB Spencer Tillman (San Francisco)  
T David Viaene (New England)  
FB Ray Wallace (Pittsburgh)  
T Doug Williams (Seattle)  
TE Jamie Williams (San Francisco)

### 1990

#### Plan B

#### Players Signed (8)

S David Arnold (Pittsburgh)  
WR Bernard Ford (Dallas)  
WR Carl Harry (Washington)  
DE Ezra Johnson (Indianapolis)  
S Terry Kinard (Giants)  
S Leander Knight (Jets)  
WR Geral McNeil (Cleveland)  
G Tommy Robinson (Atlanta)

#### Players Lost (7)

S Jeff Donaldson (Chiefs)  
S Tracey Eaton (Arizona)  
FB Tracy Johnson (Atlanta)  
TE Bob Mrosko (Giants)  
DE Anthony Spears (Dallas)  
TE Chris Verhulst (Denver)  
C/G George Yarno (Green Bay)

### 1991

#### Plan B

#### Players Signed (7)

DE Robert Banks (Cleveland)  
S Eric Bergeson (Atlanta)  
LB Rick Graf (Miami)  
S John Hagy (Buffalo)  
WR Richard Johnson (Detroit)  
WR Cedric Jones (New England)  
RB Kerry Porter (Denver)

#### Players Lost (4)

CB Steve Brown (San Francisco)  
RB Victor Jones (New England)  
S Brett Tucker (Buffalo)  
K Tony Zendejas (Los Angeles)

### 1992

#### Plan B

#### Players Signed (3)

CB Jerry Gray (Los Angeles)  
WR Jeff Query (Green Bay)  
RB Spencer Tillman (San Francisco)

#### Players Lost (4)

LB Eric Fairs (Buffalo)  
WR Drew Hill (Atlanta)  
WR Alex Johnson (New England)  
WR Tony Jones (Atlanta)

### 1993

#### Players Signed (2)

WR Willie Drewrey (Tampa Bay)  
LB Robert Lyles (Atlanta)

#### Players Lost (3)

LB Rick Graf (Washington)  
CB Jerry Gray (Tampa Bay)  
T Don Maggs (Denver)

### 1994

#### Players Signed (5)

TE Pat Carter (Rams)  
P Rich Camarillo (Arizona)  
QB Sean Salisbury (Minnesota)  
DE Kenny Davidson (Pittsburgh)  
RB Todd McNair (Kansas City)

#### Players Lost (3)

DE William Fuller (Philadelphia)  
DE Sean Jones (Green Bay)  
P Greg Montgomery (Detroit)

### 1995

#### Players Signed (5)

QB Chris Chandler (Rams)  
KR Mel Gray (Detroit)  
C Mark Stepnoski (Dallas)  
T Irv Eatman (Atlanta)  
WR Derek Russell (Denver)

#### Players Lost (5)

LB Lamar Lathon (Carolina)  
S Bo Orlando (San Diego)  
DE Tim Roberts (New England)  
G Bill Schultz (Denver)  
RB Lorenzo White (Cleveland)

### 1996

#### Players Signed (4)

WR Willie Davis (Kansas City)  
RB Ronnie Harmon (San Diego)  
S Rafael Robinson (Seattle)  
P Reggie Roby (Tampa Bay)

#### Players Lost (1)

LB Eddie Robinson (Jacksonville)

### 1997

#### Players Signed (2)

QB Dave Krieg (Chicago)  
LB Lonnie Marts (Tampa Bay)

#### Players Lost (2)

LB Michael Barrow (Carolina)  
CB Cris Dishman (Washington)

### 1998

#### Players Signed (3)

TE Jackie Harris (Tampa Bay)  
P Craig Hentrich (Green Bay)  
WR Yancey Thigpen (Pittsburgh)



## FREE AGENCY HISTORY

### Players Lost (1)

G Kevin Donnalley (Miami)

### **1999**

#### Players Signed (5)

DT Jason Fisk (Minnesota)  
DT Mike Jones (New England)  
FB Lorenzo Neal (Tampa Bay)  
QB Neil O'Donnell (Cincinnati)  
DE Mike Frederick (Jets)

#### Players Lost (3)

DE Anthony Cook (Washington)  
C Mark Stepnoksi (Dallas)  
DT Gary Walker (Jacksonville)

### **2000**

#### Players Signed (2)

LB Randall Godfrey (Dallas)  
T Fred Miller (St. Louis)

#### Players Lost (5)

LB Joe Bowden (Dallas)  
LB Doug Colman (Oakland)  
S Anthony Dorsett (Oakland)  
TE Jackie Harris (Dallas)  
T Jon Runyan (Philadelphia)

### **2001**

#### Players Signed (2)

K Joe Nedney (Carolina)  
CB DeRon Jenkins (San Diego)

#### Players Lost (2)

DE Kenny Holmes (N.Y. Giants)  
CB Denard Walker (Denver)

### **2002**

#### Players Signed (4)

S Lance Schulters (San Francisco)  
FB Greg Comella (N.Y. Giants)  
C Jeff Smith (Jacksonville)  
RB Robert Holcombe (St. Louis)

#### Players Lost (4)

DT Jason Fisk (San Diego)  
DT Josh Evans (N.Y. Jets)  
LB Greg Favors (Indianapolis)  
C Kevin Long (Jacksonville)

### **2003**

#### Players Signed (0)

#### Players Lost (5)

WR Kevin Dyson (Carolina)  
DT John Thornton (Cincinnati)  
CB Dainon Sidney (Buffalo)  
CB Donald Mitchell (Dallas)  
S Rich Coady (Indianapolis)

### **2004**

#### Players Signed (0)

#### Players Lost (2)

DE Jevon Kearse (Philadelphia)  
DT Robaire Smith (Houston)

### **2005**

#### Players Signed (1)

DE Kyle Vanden Bosch (Arizona)

### Players Lost (4)

RB Antowain Smith (New Orleans)  
WR Eddie Berlin (Chicago)  
CB Andre Dyson (Seattle)  
TE Shad Meier (New Orleans)

### **2006**

#### Players Signed (4)

WR David Givens (New England)  
S Chris Hope (Pittsburgh)  
C Kevin Mawae (N.Y. Jets)  
LB David Thornton (Indianapolis)

#### Players Lost (4)

LB Rocky Boiman (Dallas)  
C Justin Hartwig (Carolina)  
LB Brad Kassell (N.Y. Jets)  
S Tank Williams (Minnesota)

### **2007**

#### Players Signed (6)

LB Ryan Fowler (RFA-Dallas)  
WR Justin Gage (Chicago)  
CB Nick Harper (Indianapolis)  
CB Kelly Herndon (Seattle)  
QB Tim Rattay (Tampa Bay)  
S Bryan Scott (New Orleans)

#### Players Lost (3)

WR Drew Bennett (St. Louis)  
DT Robaire Smith (Cleveland)  
WR Bobby Wade (Minnesota)

### **2008**

#### Players Signed (7)

TE Dwayne Blakley (Atlanta)  
CB Chris Carr (RFA-Oakland)  
TE Alge Crumpler (Atlanta)  
DE Jevon Kearse (Philadelphia)  
WR Justin McCareins (N.Y. Jets)  
OT Jake Scott (Indianapolis)  
LB Josh Stamer (Buffalo)

#### Players Lost (8)

G Jacob Bell (St. Louis)  
RB Chris Brown (Houston)  
LB Gilbert Gardner (Detroit)  
TE Ben Hartssock (Atlanta)  
DE Travis LaBoy (Arizona)  
DE Antwan Odom (Cincinnati)  
DT Randy Starks (Miami)  
TE Ben Troupe (Tampa Bay)

### **2009**

#### Players Signed (5)

CB DeMarcus Faggins (Houston)  
DT Jovan Haye (Tampa Bay)  
WR Mark Jones (Carolina)  
QB Patrick Ramsey (Denver)  
WR Nate Washington (Pittsburgh)

#### Players Lost (6)

CB Chris Carr (Baltimore)  
DT Albert Haynesworth (Washington)  
WR Brandon Jones (San Francisco)  
CB Eric King (Detroit)  
T Daniel Loper (Detroit)  
QB Chris Simms (Denver)

### **2010**

#### Players Signed (6)

LB Will Witherspoon (Philadelphia)

P/K Ricky Schmitt (San Francisco)  
DE Jason Babin (Philadelphia)  
CB Tye Hill (Atlanta)  
QB Chris Simms (Denver)  
TE Sean Ryan (Washington)

#### Players Lost (2)

DE Kyle Vanden Bosch (Detroit)  
TE Alge Crumpler (New England)

### **2011**

#### Players Signed (11)

QB Matt Hasselbeck (Seattle)  
DT Shaun Smith (Kansas City)  
TE Daniel Graham (Denver)  
LB Barrett Ruud (Tampa Bay)  
CB Frank Walker (Minnesota)  
S Jordan Babineaux (Seattle)  
T Pat McQuistan (Miami)  
S Anthony Smith (Green Bay)  
T Adam Terry (Jacksonville)  
RB Kestahn Moore (Washington)  
WR Kevin Curtis (Kansas City)

#### Players Lost (4)

DE Jason Babin (Philadelphia)  
QB Kerry Collins (Indianapolis)  
LB Stephen Tulloch (Detroit)  
TE Bo Scaife (Cincinnati)

### **2012**

#### Players Signed (7)

G Steve Hutchinson (Minnesota)  
DE Kamerion Wimbley (Oakland)  
DE Leger Douzable (Jacksonville)  
LB Zac Diles (Indianapolis)  
G Kyle DeVan (Philadelphia)  
C Jon Cooper (Minnesota)  
S Aaron Francisco (Detroit)

#### Players Lost (6)

WR Donnie Avery (Indianapolis)  
CB Cortland Finnegan (St. Louis)  
S Chris Hope (Atlanta)  
DE William Hayes (St. Louis)  
DE Jason Jones (Seattle)  
LB Barrett Ruud (Seattle)

### **2013**

#### Players Signed (14)

S George Wilson (Buffalo)  
LB Moise Fokou (Indianapolis)  
RB Shonn Greene (N.Y. Jets)  
DT Sammie Hill (Detroit)  
G Andy Levitre (Buffalo)  
TE Delanie Walker (San Francisco)  
G/C Rob Turner (St. Louis)  
QB Ryan Fitzpatrick (Buffalo)  
S Bernard Pollard (Baltimore)  
DE Ropati Pitoitua (Kansas City)  
WR Kevin Walter (Houston)  
C/G Chris Spencer (Chicago)  
RB Jalen Parmele (Jacksonville)  
DT Antonio Johnson (Indianapolis)

#### Players Lost (5)

TE Jared Cook (St. Louis)  
LB Zac Diles (Kansas City)  
G Leroy Harris (Detroit)  
DT Sen'Derrick Marks (Jacksonville)  
DE Jarius Wynn (San Diego)

## ALL-TIME COACHES ROSTER

Andrus, Bart.....	1997-99, 2008	* Hill, King.....	1971-80	# Ryan, Buddy.....	1993
# Armstrong, Neill.....	1962-63	Houston, Ken.....	1982-85	Rymkus, Lou.....	1960-61, '65
Baggett, Charlie.....	1993-94	Huff, Gary.....	1986	Saban, Nick.....	1988-89
Baugh, Sammy.....	1964-65	Hughes, Ed.....	1971	* Schlinkman, Walt.....	1960-63, 1965-71, 1976
Beatty, Bruce.....	1973	Ivy, Frank "Pop".....	1962-63	# Schwartz, Jim.....	1999-08
Beightol, Larry.....	1995	Jackson, Milt.....	1986-88	Selcer, Dick.....	1981-82
Bettis, Tom.....	1986-87, '93-94	James, Ned.....	2002-05	Sherman, Ray.....	1988-89, 2005-06
# Biles, Ed.....	1974-80, '81-83	* Jamieson, Dick.....	1986-87	* Shipp, Ken.....	1977-78
Boghosian, Sam.....	1974-75	Johnson, Craig.....	2000-10	Shively, Doug.....	1986-89
Bourgeois, Andy.....	1973-83	Jones, June.....	1987-88	* Shofner, Jim.....	1981-82
Breaux, Don.....	1972	Jones, Ronnie.....	1993	# Sidwell, Steve.....	1995-96
Brown, Greg.....	1997-98	Kaczor, Nate.....	2012	Simmons, Warren.....	1996
Brown, Steve.....	2012	Lemm, Wally.....	1960-61, '66-70	Simpson, Jackie.....	1972
Bugel, Joe.....	1977-80	Lemmerman, Bruce.....	1984-85	Skipper, Jim.....	2011-12
Burke, Matt.....	2006-08	* Loggains, Dowell.....	2008-12	Smith, Arthur.....	2011-12
Bush, Frank.....	1992-94, 2011-12	London, Charles.....	2011	Smith, Jerry.....	1972
Byner, Earnest.....	2008-09	Lowry, Alan.....	1996-12	Smith, Richard.....	1988-92
Callahan, Ray.....	1981-82	Madro, Joe.....	1972-74	Smith, Sherman.....	1995-07
Campbell, Hugh.....	1984-85	Matthews, Bruce.....	2011-12	Speedie, Mac.....	1960-61
Carpenter, Lew.....	1973-74	Maxie, Brett.....	2012	Spencer, Joe.....	1961-65
# Cecil, Chuck.....	2001-10	McCalmon, Miller.....	1986-87	Stanley, Jim.....	1990-94
Childress, Joe.....	1966-70	McCullough, Ken.....	1976	Staub, Ralph.....	1982-83
* Chow, Norm.....	2005-07	McFadin, "Bud" Lewis.....	1966-70	Steber, John.....	1964
Conkright, W.F. "Red".....	1963-64	McGinnis, Dave.....	2004-11	* Steckel, Les.....	1995-99
* Coury, Dick.....	1994-96	Millard, Keith.....	2012	Stewart, Rayna.....	2009-10
Cunningham, Gunther.....	2001-03	Miller, Burnie.....	1971-73	# Studley, Chuck.....	1983
* Dalton, O. Kay.....	1983-84	\$ Munchak, Mike.....	1995-12	Taylor, Hugh "Bones".....	1964-65
Devlin, John.....	1984-85	# Nolan, Dick.....	1981	Thomas, Pat.....	1990-92
Devore, Hugh.....	1966-70	Norris, Rex.....	1995-98	Valero, Art.....	2011
Dickson, George.....	1971	Novak, Frank.....	1989-94	Vinklerek, Ronnie.....	2000
Dry, F.A.....	1966-70	Padilla, Bob.....	1984-85	# Wallner, Fred.....	1960-61
Durden, Earnel.....	1973	* Palmer, Chris.....	1990-92, 2011-12	Walsh, Bill.....	1983-86
# Eddy, Jim.....	1990-92	Pardee, Jack.....	1990-94	Walters, Steve.....	1999-05
Ettinger, John.....	1964	Parlavacchio, Chet.....	2011-12	Washburn, Jim.....	1999-10
* Faragalli, Joe.....	1985	Peccatiello, Larry.....	1972-75	Watterson, Steve.....	1988-12
# \$ Fisher, Jeff.....	1994-10	Pendergast, Clancy.....	1995	Wessman, Richie.....	2009-10
Fuller, Curtis.....	2011	Perry, Rod.....	1995-96	# Williams, Gregg.....	1993-00
Gaines, Gene.....	1984-85	Peterson, Bill.....	1972-73	Withers, Everett.....	2001-06
Galat, Joe.....	1981	Petitbon, Richie.....	1974-77	Woolley, Joe.....	1973-75
Galbraith, Marty.....	2005-10	# Phillips, O.A. "Bum".....	1974-80	Young, Bob.....	1990-94
Gambold, Bob.....	1978-82	Phillips, Wade.....	1976-80	Young, John Paul.....	1978-80
Gannon, Jonathan.....	2012	Pitts, Elijah.....	1981-83	Yowarsky, Walt.....	1971
Gilbert, O'Neill.....	1997-99	Polsfoot, Fran.....	1968-71, 75-76	Zernhelt, John.....	2006-12
* Gilbride, Kevin.....	1989-94	Purnell, Russ.....	1995-98	Zwahlen, Ernie.....	1971
Gillman, Sid.....	1973-74	Ragone, Dave.....	2011-12		
# Glanville, Jerry.....	1984-89	Rapp, Vic.....	1983		
Graves, Fred.....	2007-10	Reese, Floyd.....	1986-89		
# Gray, Jerry.....	1997-00, 2011-12	* Rhome, Jerry.....	1995-96		
Hauck, Tim.....	2009-10	Rice, George.....	1975-76		
* Heimerdinger, Mike.....	2000-04, '08-10	Roberts, Al.....	1984-85		
Helton, Kim.....	1987-89	Robertson, Marcus.....	2007-11		
Henning, Dan.....	1972	Robinson, Wayne.....	1966-67		
Henshaw, George.....	1997-05	Rocker, Tracy.....	2011-12		

\* Indicates offensive coordinator during tenure  
# Indicates defensive coordinator during tenure  
\$ Indicates head coach during tenure

## ALL-TIME HEAD COACHES SUMMARY

COACH	YEARS	WON	LOST	TIED	PCT.	PTS.	ALLOWED
Lou Rymkus*	1960-61	12	7	1	.625	546	414
Wally Lemm	1961, 1966-70	38	40	4	.487	1,785	1,702
Frank "Pop" Ivy	1962-63	17	12	0	.586	706	662
Sammy Baugh	1964	4	10	0	.285	310	355
Hugh "Bones" Taylor	1965	4	10	0	.285	298	429
Ed Hughes	1971	4	9	1	.321	251	330
Bill Peterson**	1972-73	1	18	0	.052	241	553
Sid Gillman	1973-74	8	15	0	.347	358	556
O.A. "Bum" Phillips	1975-80	59	38	0	.608	1,857	1,741
Ed Biles***	1981-83	8	23	0	.258	526	774
Chuck Studley	1983	2	8	0	.200	179	286
Hugh Campbell****	1984-85	8	22	0	.266	487	787
Jerry Glanville	1985-89	35	35	0	.500	1,535	1,637
Jack Pardee#	1990-94	44	35	0	.556	1,771	1,418
Jeff Fisher##	1994-2010	147	126	0	.538	5,872	5,719
Mike Munchak	2011-12	15	17	0	.469	655	788
<b>TOTALS</b>	<b>1960-2012</b>	<b>406</b>	<b>425</b>	<b>6</b>	<b>.489</b>	<b>17,377</b>	<b>18,151</b>

(includes postseason)

\* Released after five games in 1961

\*\* Released after five games in 1973

\*\*\* Resigned after six games in 1983

\*\*\*\* Released after 14 games in 1985

# Released after 10 games in 1994

## Took over after 10 games in 1994

## ALL-TIME PLAYER ROSTER

<b>A</b>	
56	<b>Abraham, Robert</b> , LB, N.C. State, 1982-87
67	<b>Ackerman, Tom</b> , G, Eastern Washington, 2002-03
58	<b>Adibi, Xavier</b> , LB, Virginia Tech, 2012
38	<b>Afalava, Al</b> , S, Oregon State, 2012
86	<b>Akiu, Mike</b> , WR, Hawaii, 1985-86
95/88	<b>Aldridge, Allen</b> , DE, Prairie View, 1971-72
79	<b>Aldridge, Kevin</b> , DE/DT, Southern Methodist, 2002
36	<b>Aldridge, Melvin</b> , S, Murray State, 1993
38	<b>Alexander, Dan</b> , RB/FB, Nebraska, 2001
19	<b>Alexander, Willie</b> , CB, Alcorn A&M, 1971-79
76/80	<b>Allen, Dalva</b> , DE, Houston, 1960-61
31	<b>Allen, Gary</b> , RB, Hawaii, 1982
73	<b>Allen, George</b> , DT, West Texas State, 1966-67
29	<b>Allen, Patrick</b> , CB, Utah State, 1985-90
56	<b>Allred, Colin</b> , LB, Baylor, 2007-10
76	<b>Alm, Jeff</b> , DT, Notre Dame, 1990-93
84/82	<b>Alston, Mack</b> , TE, Maryland State, 1973-76
54/64	<b>Amano, Eugene</b> , C/G, S.E. Missouri State, 2004-12
58	<b>Amato, Ken</b> , LS, Montana State, 2003-11
12	<b>Amundson, George</b> , RB, Iowa State, 1973-74
14	<b>Anderson, Billy</b> , QB, Tulsa, 1967
1	<b>Anderson, Gary</b> , K, Syracuse, 2003-04
22	<b>Anderson, Herbie</b> , CB, Texas A&I, 1991
83	<b>Anderson, Warren</b> , WR, West Virginia State, 1978
70	<b>Appleton, Scott</b> , DT, Texas, 1964-66
22	<b>Archie, Mike</b> , RB, Penn State, 1996-98
39	<b>Armstrong, Adger</b> , RB, Texas A&M, 1980-82
86	<b>Arnold, Walt</b> , TE, New Mexico, 1982-83
48	<b>Atchason, Jack</b> , TE, Western Illinois, 1960
96	<b>Atkins, Bob</b> , S, Grambling, 1970-75
61	<b>Atkins, James</b> , DT, Virginia Union, 2002-03
82	<b>Autry, Hank</b> , C, Southern Mississippi, 1969-70
42	<b>Avery, Donnie</b> , WR, Houston, 2011
56	<b>Avery, Steve</b> , FB, Northern Michigan, 1989
	<b>Ayers, Akeem</b> , LB, UCLA, 2011-12
<b>B</b>	
33	<b>Babb, Gene</b> , LB, Austin College, 1962-63
93	<b>Babin, Jason</b> , DE, Western Michigan, 2010
26	<b>Babineaux, Jordan</b> , S, Southern Arkansas, 2011-12
80/11	<b>Bailey, Harold</b> , WR, Oklahoma State, 1981-83
82	<b>Bailey, Mario</b> , WR, Washington, 1992
57	<b>Bailey, Patrick</b> , LB, Duke, 2010-12
18	<b>Baker, Ed</b> , QB, Lafayette, 1972
75	<b>Baker, Jesse</b> , DE, Jacksonville State (Ala.), 1979-87
84	<b>Baker, Johnny</b> , LB, Mississippi State, 1963-66
12/18	<b>Baker, Melvin</b> , WR, Texas Southern, 1972
99	<b>Bakhtiari, Eric</b> , DE, San Diego, 2009
70	<b>Baldrige, Daniel</b> , T, Marshall, 2012
98	<b>Ball, Dave</b> , DE, UCLA, 2008-12
40	<b>Banfield, Tony</b> , CB, Oklahoma State, 1960-65
36	<b>Banks, Chuck</b> , FB, West Virginia Tech, 1987
97	<b>Banks, Robert</b> , DE, Notre Dame, 1988
49/86	<b>Barber, Mike</b> , TE, Louisiana Tech, 1976-81
28	<b>Barclay, Chris</b> , RB, Wake Forest, 2007
81	<b>Barden, Brandon</b> , TE, Vanderbilt, 2012
58	<b>Barnes, Pete</b> , LB, Southern, 1967-68
22/32	<b>Barnes, Tomur</b> , CB, North Texas, 1994-97
56/51	<b>Barrow, Micheal</b> , LB, Miami (Fla.), 1993-96
27	<b>Bass, Glen</b> , WR, East Carolina, 1967-68
63	<b>Baumgartner, Steve</b> , DE, Purdue, 1977-79
11	<b>Beathard, Pete</b> , QB, Southern California, 1967-69
78	<b>Beams, Byron</b> , DT, Notre Dame, 1961
17	<b>Beck, Braden</b> , K, Stanford, 1971
24	<b>Beckham, Tony</b> , CB, Wisconsin-Stout, 2002-05
81/88	<b>Beirne, Jim</b> , WR, Purdue, 1968-73, 1975-76
33	<b>Bell, Billy</b> , CB, Lamar, 1989
60	<b>Bell, Jacob</b> , G/T, Miami (Ohio), 2004-07
57	<b>Belotti, George</b> , C, Southern California, 1960-61
83/19	<b>Bennett, Drew</b> , WR, UCLA, 2001-06
52/50/51	<b>Benson, Duane</b> , LB, Hamline, 1974-76
82	<b>Berlin, Eddie</b> , WR, Northern Iowa, 2001-04
83	<b>Bergey, Bruce</b> , DT, UCLA, 1971
65	<b>Bethea, Elvin</b> , DE, North Carolina A&T, 1968-83
4	<b>Beverly, David</b> , P, Auburn, 1974
82	<b>Billingsley, Ron</b> , DT, Wyoming, 1971-72
54	<b>Bingham, Gregg</b> , LB, Purdue, 1973-84
21	<b>Birdsong, Craig</b> , S, North Texas State, 1987
2	<b>Bironas, Rob</b> , K, Georgia Southern, 2005-12
23	<b>Bishop, Blaine</b> , S, Ball State, 1993-01
66/63	<b>Bishop, Sonny</b> , G, Fresno State, 1964-69
27	<b>Blahak, Joe</b> , S, Nebraska, 1973
84	<b>Blakley, Dwayne</b> , TE, Missouri, 2008
16	<b>Blanda, George</b> , QB, Kentucky, 1960-66
42	<b>Blanks, Sid</b> , RB, Texas A&I, 1964-68
52	<b>Bockwoldt, Colby</b> , LB, Brigham Young, 2006

## ALL-TIME PLAYER ROSTER

50 **Boiman, Rocky**, LB, Notre Dame, 2002-05  
 33 **Booker, Michael**, CB, Nebraska, 2000-01  
 25 **Bostic, Keith**, S, Michigan, 1983-88  
 37 **Botchan, Ron**, LB, Occidental, 1961  
 77 **Boucher, Scott**, G, N.E. Louisiana\*, 1987  
 58/59 **Bowden, Joe**, LB, Oklahoma, 1992-99  
 52 **Boyette, Garland**, LB, Grambling, 1966-72  
 85 **Brabham, Danny**, LB, Arkansas, 1963-67  
 10 **Bradshaw, Craig**, QB, Utah State, 1980  
 58 **Brantley, John**, LB, Georgia, 1989  
 52 **Brazile, Robert**, LB, Jackson State, 1975-84  
 21 **Brezina, Bobby**, RB, Houston, 1963  
 92 **Briehl, Tom**, LB, Stanford, 1985-87  
 48 **Brinkley, Beau**, LS, Missouri, 2012  
 18 **Britt, Kenny**, WR, Rutgers, 2009-12  
 83 **Broadnax, Jerry**, TE, Southern, 1974  
 88 **Brooks, Billy**, WR, Oklahoma, 1981  
 73 **Brooks, Leo**, DT, Texas-Austin, 1970-72  
 29 **Brown, Chris**, RB, Colorado, 2003-07  
 22 **Brown, Don**, RB, Houston, 1960  
 31/33 **Brown, Gary**, RB, Penn State, 1991-95  
 79 **Brown, Kareem**, DL, Miami (Fla.), 2010  
 84 **Brown, Larry**, TE, Georgia, 1999-00  
 17/89 **Brown, Reggie**, WR, Alabama State, 1993-94  
 27 **Brown, Sonny**, S, Oklahoma, 1987  
 24 **Brown, Steve**, CB, Oregon, 1983-90  
 22 **Brown, Tony**, CB, Fresno State, 1992-93  
 97 **Brown, Tony**, DT, Memphis, 2006-10  
 55 **Brown, Zach**, LB, North Carolina, 2012  
 38 **Bryant, Domingo**, S, Texas A&M, 1987-88  
 81 **Bryant, Steve**, WR, Purdue, 1982-84  
 53 **Bulluck, Keith**, LB, Syracuse, 2000-09  
**Burke, Edward**, G, Notre Dame, 1964  
 25 **Burrell, Ode**, RB, Mississippi State, 1964-69  
 00 **Burrough, Ken**, WR, Texas Southern, 1971-81  
 68 **Burton, Al**, DE, Bethune-Cookman, 1976  
 94 **Burton, Kendrick**, DE, Alabama, 1996  
 94 **Bush, Frank**, LB, N.C. State, 1985-86  
 87 **Butler, Jim**, TE, Tulsa, 1972  
 2 **Butler, Skip**, K, Texas-Arlington, 1972-77  
 35 **Butts, Marion**, RB, Florida State, 1995  
 83 **Byrd, Isaac**, WR, Kansas, 1997-99  
 71 **Byrd, Richard**, DT, Southern Mississippi, 1985-89

## C

40 **Cain, Jeremy**, FB/LS, Massachusetts, 2007  
 79 **Caldwell, Bryan**, DE, Arizona State, 1984  
 87 **Calico, Tyrone**, WR, Middle Tennessee State, 2003-05  
 54 **Calmus, Rocky**, LB, Oklahoma, 2002-04  
 16 **Camarillo, Rich**, P, Washington, 1994-95  
 34 **Campbell, Earl**, RB, Texas, 1978-84  
 37 **Campbell, Tommie**, CB, California (Pa.), 2011-12  
 35 **Campbell, Woody**, RB, Northwestern, 1967-71  
 20 **Cannon, Billy**, RB, Louisiana State, 1960-63  
 14 **Carlson, Cody**, QB, Baylor, 1987-94  
 26 **Carpenter, Rob**, RB, Miami (Ohio), 1977-81  
 29 **Carr, Chris**, DB, Boise State, 2008  
 63 **Carr, Levert**, T, No. Central State, 1972-73  
 53 **Carrell, John**, LB, Texas Tech, 1966  
 88 **Carrington, Ed**, TE, Virginia, 1969  
 63 **Carroll, Ronnie**, G/DT, Sam Houston State, 1974-75  
 82 **Carson, John**, TE, Georgia, 1960  
 63/58 **Carter, David**, C, Western Kentucky, 1977-84  
 93 **Carter, Kevin**, DE, Florida, 2001-04  
 46/85 **Carter, Pat**, TE, Florida State, 1994  
 41 **Carwell, Larry**, CB, Iowa State, 1967-68  
 99 **Casey, Jurrell**, DT, Southern California, 2011-12  
 87 **Casper, Dave**, TE, Notre Dame, 1980-83  
 88 **Caster, Rich**, WR, Jackson State, 1978-80  
 56/90 **Caston, Toby**, LB, Louisiana State, 1987-88  
 51 **Caveness, Ron**, LB, Arkansas, 1966-68  
 26 **Cecil, Chuck**, S, Arizona, 1995

57 **Chamberlin, Frank**, LB, Boston College, 2000-02  
**Chancellor, Ken**, C, Houston, 1964  
 12 **Chandler, Chris**, QB, Washington, 1995-96  
 25 **Charles, John**, S, Purdue, 1971-74  
 57 **Cheek, Richard**, G, Auburn, 1972  
**Cheeks, B.W.**, RB, Texas Southern, 1965  
 79 **Childress, Ray**, DL, Texas A&M, 1985-95  
 55 **Cindrich, Ralph**, LB, Pittsburgh, 1973-75  
 42 **Clark, Boobie**, RB, Bethune-Cookman, 1979-80  
 96 **Clauss, Jared**, DT, Iowa, 2004-05  
 69 **Clayton, Zach**, DT, Auburn, 2011  
 31 **Cline, Doug**, LB, Clemson, 1960-66  
 24 **Clinton, Charles**, CB, San Jose State\*, 1987  
 29 **Coady, Rich**, S, Texas A&M, 2002  
 35 **Cobble, Eric**, RB, S.W. Texas State\*, 1987  
 16 **Cochrane, Kelly**, QB, Miami (Fla.), 1972  
 39 **Cole, Lee**, CB, Arizona State, 1996  
 87 **Cole, Linzy**, WR, Texas Christian, 1971  
 80 **Coleman, Chris**, WR, N.C. State, 2000-01  
 59 **Colman, Doug**, LB, Nebraska, 1999  
 87 **Coleman, Pat**, WR, Mississippi, 1990-94  
 47 **Coleman, Ronnie**, RB, Alabama A&M, 1974-81  
 5 **Collins, Kerry**, QB, Penn State, 2006-10  
 33 **Comella, Greg**, FB, Stanford, 2002  
 20 **Compton, Dick**, WR, McMurray, 1965  
 77 **Conover, Sean**, DE, Bucknell, 2006-07  
 78 **Cook, Anthony**, DE/DT, South Carolina State, 1995-98  
 89 **Cook, Jared**, TE, South Carolina, 2009-12  
 98 **Cooks, Rayford**, DE, North Texas State\*, 1987  
 8 **Cooper, Joe**, K, Cal-Berkeley, 1984  
 51 **Cordova, Jorge**, LB, Nevada, 2007  
 57 **Corker, John**, LB, Oklahoma State, 1980-82  
 33 **Cotney, Mark**, S, Cameron State, 1975  
 76 **Cowlings, Al**, LB, Southern California, 1973-74  
 40 **Craft, Donnie**, RB, Louisville, 1982-83  
 89 **Craig, Dobie**, WR, Howard Payne, 1964  
 48 **Cramer, Casey**, TE, Dartmouth, 2006-08  
 59 **Croyle, Phil**, LB, Cal-Berkeley, 1971-73  
 83 **Crumpler, Alge**, TE, North Carolina, 2008-09  
 78 **Culp, Curley**, DT, Arizona State, 1974-80  
 78 **Culpepper, Ed**, DT, Alabama, 1962-63  
 49 **Cunningham, Dick**, LB, Arkansas, 1973  
 53 **Curran, Rennie**, LB, Georgia, 2010  
 20 **Currier, Bill**, DB, South Carolina, 1977-79  
 50 **Curry, Bill**, C, Georgia Tech, 1973  
 81 **Curtis, Kevin**, WR, Utah State, 2011  
 80/53 **Cutsinger, Gary**, DE, Oklahoma State, 1962-68

## D

13 **Daft, Kevin**, QB, California-Davis, 1999  
 87 **Darby, Al**, WR, Florida, 1976  
 85 **Darrington, Chris**, WR, Weber State\*, 1987  
 88 **Daum, Mitch**, TE, Wyoming, 1987  
 66 **Davidson, Greg**, C, North Texas, 1980-82  
 90 **Davidson, Kenny**, DE, Louisiana State, 1994-95  
**Davidson, Pete**, WR, Citadel, 1960  
 12 **Davis, Bob**, QB, Virginia, 1967-69  
 77 **Davis, Bruce**, T, UCLA, 1987-89  
 17 **Davis, Chris**, WR, Florida State, 2007-09  
 84 **Davis, Donnie**, TE, Southern, 1970  
 72 **Davis, Hall**, DE, Louisiana-Lafayette, 2010  
 73 **Davis, John**, G/C, Georgia Tech, 1987-88  
 58 **Davis, Marvin**, LB, Southern, 1974  
 30 **Davis, Mike**, CB, Cincinnati, 1994  
 86/84 **Davis, Willie**, WR, Central Arkansas, 1996-98  
 34/33 **Dawkins, Joe**, RB, Wisconsin, 1970-71, 1976  
 66 **Dawson, Doug**, G, Texas, 1990-93  
 75 **Dawson, Keyunta**, DE, Texas Tech, 2012  
 20 **Dawson, Rhett**, WR, Florida State, 1972  
 67 **Dean, Jimmy**, DE, Texas A&M, 1978  
 3 **Del Greco, Al**, K, Auburn, 1991-00  
 23 **Dempsey, Tom**, K, Palomar J.C., 1977

## ALL-TIME PLAYER ROSTER

62 **DeVan, Kyle**, C/G, Oregon State, 2012  
 88 **Dewveall, Willard**, TE, Southern Methodist, 1961-64  
 35 **Dickenson, Bo**, RB, Southern Mississippi, 1963  
 10 **Dickey, Lynn**, QB, Kansas State, 1971-75  
 9 **Dietrich, John**, K, Ball State\*, 1987  
 53 **Diles, Zac**, LB, Kansas State, 2012  
 66/64 **DiNapoli, Gennaro**, G, Virginia Tech, 2000-02  
 81 **Dirden, Johnnie**, WR, Sam Houston, 1978  
 28 **Dishman, Cris**, CB, Purdue, 1988-96  
 64 **Dixon, Joe**, DT, Tulsa, 1987  
 50 **Dodge, Kirk**, LB, Nevada-Las Vegas, 1986  
 71 **Domres, Tom**, DT, Wisconsin, 1968-71  
 31 **Donaldson, Jeff**, S, Colorado, 1984-89  
 77 **Donnalley, Kevin**, T/G, North Carolina, 1991-97  
 57 **Dorenbos, Jon**, LS, Texas El-Paso, 2005-06  
 69 **Dorris, Andy**, DE, New Mexico State, 1977-81  
 30/33 **Dorsett, Anthony**, CB, Pittsburgh, 1996-99  
 21 **Douglas, John**, CB, Texas Southern, 1969-70  
 99 **Douglas, Marques**, DT, Howard, 2010  
 78 **Douzable, Leger**, DE, Central Florida, 2012  
 88 **Dressel, Chris**, TE, Stanford, 1983-86  
 82/85 **Drewrey, Willie**, WR, West Virginia, 1985-88, '93  
 75 **Drungo, Elbert**, T, Tennessee State, 1969-77  
 30 **Dukes, Mike**, LB, Clemson, 1960-63  
 38 **Dumas, Mike**, S, Indiana, 1991-93  
 31 **Duncan, Brian**, RB, Southern Methodist, 1978  
 80 **Duncan, Curtis**, WR, Northwestern, 1987-93  
 11 **Duniven, Tom**, QB, Texas Tech, 1977-78  
 91 **Dunn, Anthony**, DE, Northern Colorado, 2003  
 77 **Durand, Ryan**, G, Syracuse, 2010, 2012  
 22 **Dyson, Andre**, CB, Utah, 2001-04  
 87 **Dyson, Kevin**, WR, Utah, 1998-02

## E

26 **Eaglin, Larry**, CB, Stephen F. Austin, 1973  
 82 **Ealy, Biren**, WR, Houston, 2007  
 21 **Eason, Bo**, S, California-Davis, 1984-87  
 75 **Eatman, Irv**, T, UCLA, 1995-96  
 21 **Eaton, Tracey**, S, Portland State, 1988-89  
 20/36 **Echols, Mike**, CB, Wisconsin, 2002-04  
 87 **Eccles, Scott**, TE, E. New Mexico\*, 1987  
 19 **Edison, Dominique**, WR, Stephen F. Austin, 2009  
 87 **Edwards, Emmett**, WR, Kansas, 1975  
 35/32 **Edwards, Stan**, RB, Michigan, 1982-86  
 79 **Egboh, Pannel**, DE, Stanford, 2012  
 26 **Elkins, Lawrence**, WR, Baylor, 1965-68  
 6 **Elkins, Mike**, QB, Wake Forest, 1992  
 85 **Ellender, Richard**, WR, McNeese State, 1979  
 8 **Elling, Aaron**, K, Wyoming, 2004  
 60 **El-Mashtoub, Hicham**, C, Arizona, 1995-96  
 96 **Embray, Keith**, DE, Utah, 2000-01  
 52 **Ena, Justin**, LB, Brigham Young, 2004  
 36 **Evans, Darren**, Virginia Tech, 2012  
 91 **Evans, Josh**, DT, Alabama Birmingham, 1995-99, 2001  
 86 **Evans, Robert**, E, Texas A&M, 1965  
 73 **Evans, Norman**, T, Texas Christian, 1965  
 78 **Eyre, Nick**, T, Brigham Young, 1981

## F

29 **Fairley, Leonard**, S, Alcorn A&M, 1974  
 51 **Fairs, Eric**, LB, Memphis State, 1986-91  
 86 **Fanning, Stan**, DE, Idaho, 1964  
 67 **Fanucci, Mike**, DE, Arizona State, 1973  
 20 **Farr, Miller**, CB, Wichita State, 1967-69  
 96/57 **Faryniarz, Brett**, LB, San Diego State, 1994  
 71 **Faulkner, Stanley**, T, Texas, 1964  
 51 **Favors, Greg**, LB, Mississippi State, 1999-01  
 74 **Ferguson, Gene**, T, Norfolk State, 1971-72  
 77 **Fields, Angelo**, T, Michigan State, 1980-81  
 31 **Finnegan, Cortland**, CB, Samford, 2006-11  
 94 **Fisher, Bryce**, DE, Air Force, 2007

70/60 **Fisher, Ed**, G, Arizona State, 1974-82  
 97 **Fisk, Jason**, DT, Stanford, 1999-01  
 55 **Flannery, John**, G/C, Syracuse, 1991-94  
 44 **Fleming, Troy**, FB, Tennessee, 2004-05  
 75 **Floyd, Don**, DE, Texas Christian, 1960-68  
 83 **Floyd (Seabron), Malcolm**, WR, Fresno State, 1994-96  
 11/13 **Foote, James**, QB, Delaware Valley, 1974, '76  
 88 **Ford, Bernard**, WR, Central Florida, 1990  
 92 **Ford, Henry**, DE, Arkansas, 1994-02  
 78 **Ford, Jacob**, DE, Central Arkansas, 2007-10  
 89 **Foster, Eddie**, WR, Houston 1977-78  
 78 **Foster, Jerome**, DE, Ohio State, 83-84  
 53 **Fowler, Delbert**, LB, West Virginia, 1981  
 52 **Fowler, Jerry**, G, N.W. Louisiana, 1964  
 59 **Fowler, Ryan**, LB, Duke, 2007-08  
 77 **Fox, Scott**, LB, Austin Peay\*, 1987  
 62 **France, Doug**, T, Ohio State, 1983-84  
 28 **Franklin, Jerrell**, G, Southern\*, 1987  
 56 **Frazier, Charles**, WR, Texas Southern, 1962-68  
 83/74 **Frazier, Wayne**, C, Auburn, 1965  
 94 **Frazier, Willie**, TE, Arkansas A&M, 1964-65, '71, '75  
 69 **Frederick, Mike**, DE, Virginia, 1999  
 99 **Freelon, Solomon**, G, Grambling, 1972-74  
 62 **Frey, Dick**, G, Texas A&M, 1961  
 93 **Frisch, Byron**, DE, Brigham Young, 2000  
 16 **Fritsch, Toni**, K, None, 1977-81  
 55 **Frongillo, John**, C, Baylor, 1962-66  
 22 **Fuller, Vincent**, S, Virginia Tech, 2005-10  
 95 **Fuller, William**, DE, North Carolina, 1986-93  
 66 **Funchess, Tom**, T, Jackson State, 1971-73  
 17 **Furrer, Will**, QB, Virginia Tech, 1995

## G

12 **Gage, Justin**, WR, Missouri, 2007-10  
 35 **Ganther, Quinton**, RB, Utah, 2006-08  
 8 **Garcia, Teddy**, K, N.E. Louisiana, 1990  
 30 **Gardner, Rich**, CB, Penn State, 2004-05  
 59 **Gardner, Gilbert**, LB, Purdue, 2007  
 82 **Garrison, Gary**, WR, San Diego State, 1977  
 38 **Gehring, Mark**, TE, Eastern Washington\*, 1987  
 73 **Geisinger, Justin**, C/G, Vanderbilt, 2006  
 27 **George, Eddie**, RB, Ohio State, 1996-03  
 35/26 **George, Spencer**, RB, Rice, 1997-99  
 3 **Gerela, Roy**, K, New Mexico State, 1969-70  
 29 **Germany, Willie**, S, Morgan State, 1975  
 13 **Gesser, Jason**, QB, Washington State, 2003  
 88 **Giles, Jimmie**, TE, Alcorn, 1977  
 87 **Givens, David**, WR, Notre Dame, 2006-07  
 81 **Givins, Ernest**, WR, Louisville, 1986-94  
 27 **Glick, Freddy**, S, Colorado State, 1961-66  
 54 **Glover, Phil**, LB, Utah, 1999  
 56 **Godfrey, Randall**, LB, Georgia, 2000-02  
 68 **Golic, Mike**, DT, Notre Dame, 1985-87  
 69/68 **Goode, Tom**, C, Mississippi State, 1962-65  
 68 **Goodman, Brian**, G, UCLA, 1973-74  
 99/96 **Gordon, Amon**, DT, Stanford, 2008, 2010  
 47 **Gordon, Bobby**, S, Tennessee, 1960  
 8 **Gossett, Jeff**, P, Eastern Illinois, 1987  
 93 **Graf, Rick**, LB, Wisconsin, 1991-92  
 60 **Graham, Aaron**, C, Nebraska, 2002  
 86 **Graham, Daniel**, TE, Colorado, 2011  
 32 **Granger, Hoyle**, RB, Mississippi State, 1966-70, '72  
 62 **Grant, Ken**, G, Howard Payne, 1970  
 21 **Gray, Jerry**, CB, Texas, 1992  
 74 **Gray, Leon**, OT, Jackson State, 1979-81  
 21 **Gray, Mel**, KR/WR, Purdue, 1995-97  
 65 **Greaves, Gary**, DE, Miami (Fla.), 1960  
 11 **Green, Dave**, P, Ohio, 1973  
 20 **Green, Mike**, RB, Houston, 2000-02  
 36 **Gresham, Bob**, RB, West Virginia, 1973-74  
 33 **Griffin, Michael**, S, Texas, 2007-12  
 22 **Griffin, Larry**, DB, North Carolina, 1986

## ALL-TIME PLAYER ROSTER

59 **Grimsley, John**, LB, Kentucky, 1984-90  
 89 **Groman, Bill**, WR, Heidelberg, 1960-62, '66  
 81 **Groth, Jeff**, WR, Bowling Green, 1979-80  
 57 **Gruneisen, Sam**, C, Villanova, 1973  
 85 **Guenther, Gregg**, TE, Southern California, 2005  
**Guy, Buzz**, G, Duke, 1961  
 46 **Guidry, Paul**, LB, McNeese State, 1973  
 43 **Guzik, John**, LB, Pittsburgh, 1961

## H

70 **Haayer, Adam**, OT, Minnesota, 2001  
 21 **Hadl, John**, QB, Kansas, 1976-77  
**Hagwood, Rickey**, DE, South Carolina\*, 1987  
 86 **Haik, Mac**, WR, Mississippi, 1968-71  
 93 **Halapin, Mike**, DT, Pittsburgh, 1996-97  
 45 **Hall, Ahmard**, FB, Texas, 2006-11  
 61 **Hall, Barry**, OT, Middle Tennessee State, 2001  
 97 **Hall, Carlos**, DE, Arkansas, 2002-04  
 21 **Hall, Ken**, RB, Texas A&M, 1960-61  
 51 **Hall, Lemanski**, LB, Alabama, 1994-97  
 90 **Hamm, Bob**, DE, Nevada-Reno, 1983-84  
 82 **Hannah, Travis**, WR, Southern California, 1993-95  
 30 **Hardeman, Don**, RB, Texas A&I, 1975-77  
 33 **Harmon, Ronnie**, RB, Iowa, 1996-97  
 23 **Harper, Jamie**, RB, Clemson, 2011-12  
 20 **Harper, Nick**, CB, Fort Valley State, 2007-09  
 86 **Harris, Corey**, WR, Vanderbilt, 1992  
 96 **Harris, DaJohn**, DT, Southern California, 2012  
 88 **Harris, Jackie**, TE, N.E. Louisiana, 1998-99  
 61 **Harris, Larry**, G, Oklahoma State, 1978  
 80/83 **Harris, Leonard**, WR, Texas Tech, 1987-93  
 64 **Harris, Leroy**, G/C, N.C. State, 2007-12  
 48 **Harris, Odie**, S/CB, Sam Houston State, 1995  
 26 **Harris, Tuff**, DB, Montana, 2008  
 88/47 **Hartsock, Ben**, TE, Ohio State, 2006-07  
 36 **Hartwig, Carter**, DB, Southern California, 1979-84  
 77 **Hartwig, Justin**, G, Kansas, 2002-05  
 54/88 **Harvey, Claude**, LB, Prairie View, 1970-71  
 70 **Harvey, Jim**, G, Mississippi, 1972  
 8 **Hasselbeck, Matt**, QB, Boston College, 2011-12  
 21 **Hatchett, Derrick**, CB, Texas, 1983  
 70 **Hatfield, Mark**, T, Bishop's (Que.), 1995  
 56 **Havig, Dennis**, G, Colorado, 1976  
 35 **Hawkins, Chris**, CB, Louisiana State, 2011  
 87 **Hawkins, Lavelle**, WR, California, 2008-12  
 86 **Hawkins, Nat**, WR, Nevada-Las Vegas, 1975  
 75 **Haye, Jovan**, DT, Vanderbilt, 2009-10  
 49 **Hayes, Chad**, TE, Maine, 2002  
 62 **Hayes, Jim**, DT, Jackson State, 1965-66  
 71 **Hayes, Melvin**, T, Mississippi State, 1996-97  
 95 **Hayes, William**, DE, Winston-Salem State, 2008-11  
 70 **Hayman, Conway**, G, Delaware, 1975-80  
 13 **Haymond, Alvin**, S, Southern, 1973  
 92/91 **Haynesworth, Albert**, DT, Tennessee, 2002-08  
 38 **Hebert, Jason**, S, Rice, 2002  
 72 **Helluin, Jerry**, DT, Tulane, 1960  
 53 **Henderson, Thomas**, LB, Langston, 1980  
 44 **Hendrickson, Steve**, HB/F, California, 1995  
 37/87 **Hennigan, Charles**, WR, N.W. Louisiana, 1960-66  
 42 **Henry, Chris**, RB, Arizona, 2007-09  
 20 **Henry, Travis**, RB, Tennessee, 2005-06  
 15 **Hentrich, Craig**, P/K, Notre Dame, 1998-2009  
 73 **Herchman, Bill**, DT, Texas Tech, 1962  
 41 **Herndon, Kelly**, CB, Toledo, 2007  
 28 **Hicks, Dwone**, RB, Middle Tennessee State, 2003  
 42 **Hicks, Skip**, RB, UCLA, 2001  
 33 **Hicks, W.K.**, CB, Texas Southern, 1964-69  
 32 **Highsmith, Alonzo**, FB, Miami (Fla.), 1987-89  
 61 **Highsmith, Walter**, T, Florida A&M, 1972  
 80 **Hill, Darrell**, WR, Northern Illinois, 2002-04  
 85 **Hill, Drew**, WR, Georgia Tech, 1985-91  
 23 **Hill, Greg**, CB, Oklahoma State, 1983

72 **Hill, Kent**, G, Georgia Tech, 1986-87  
 21 **Hill, Reynaldo**, CB Florida, 2005-08  
 78/70 **Hines, Glen Ray**, T, Arkansas, 1966-70  
 87 **Hinton, Eddie**, WR, Oklahoma, 1973  
 27 **Hoage, Terry**, S, Georgia, 1993  
 53 **Hoaglin, Fred**, C, Pittsburgh, 1974-75  
 3 **Hodges, Reggie**, P, Ball State, 2009  
 36/34 **Hoffman, Dalton**, RB, Baylor, 1964  
 35 **Holcombe, Robert**, RB, Illinois, 2002-04  
**Holigan, Henry**, RB, Bishop College, 1963  
 99 **Holmes, Kenny**, DE, Miami (Fla.), 1997-00  
 79 **Holmes, Pat**, DE, Texas Tech, 1966-72  
 39/36 **Holmes, Robert**, RB, Southern, 1971, 1975  
 84 **Holston, Mike**, WR, Morgan State, 1981-84  
 37 **Hood, Rod**, CB, Auburn, 2009-10  
 24 **Hope, Chris**, S, Florida State, 2006-11  
 28 **Hopkins, Andy**, RB, Stephen F. Austin, 1971  
 72 **Hopkins, Brad**, T, Illinois, 1993-05  
 36 **Hopkins, Roy**, RB, Texas Southern, 1967-71  
 29 **Houston, Ken**, S, Prairie View, 1967-72  
 90 **Howard, Marcus**, DE, Georgia, 2010  
 66 **Howell, Pat**, G, Southern California, 1983-85  
 6 **Howfield, Ian**, K, Tennessee, 1991  
 11 **Humphrey, Buddy**, QB, Baylor, 1966  
 97/51 **Hunt, Calvin**, C, Baylor, 1972-73  
 50 **Hunt, Daryl**, LB, Oklahoma, 1979-84  
 72 **Hunt, Kevin**, T, Doane (Neb.), 1973-77  
 61 **Hunt, Purvis**, G/T, Mississippi State, 1995-96  
 30 **Hunter, Herman**, RB, Tennessee State, 1987  
 25 **Hunter, Torey**, CB, Washington State, 1995  
 82 **Husmann, Ed**, DT, Nebraska, 1961-65  
 73 **Hutchinson, Steve**, G, Michigan, 2012

## I

38 **Ittersagen, Pete**, CB, Wheaton, 2010  
 28 **Iwuoma, Chidi**, CB, California, 2007

## J

39 **Jackson, Andrew**, RB, Iowa State, 1987  
 46 **Jackson, Bob**, RB, New Mexico State, 1964  
 84 **Jackson, Chris**, WR, Washington State, 2000  
 86 **Jackson, Kenny**, WR, Penn State, 1989  
 33 **Jackson, Ray**, RB, Cincinnati, 2003  
 41 **Jackson, Sean**, RB, Florida State, 1994  
 24 **Jackson, Steve**, CB, Purdue, 1991-99  
 84 **Jacobs, Ray**, DT, Howard Payne, 1963  
 49 **James, Arrike**, TE, Delta State, 1987  
 6 **James, John**, P, Florida, 1982-84  
 70 **Jamison, Al**, T, Colgate, 1960-62  
 23 **Jancik, Bobby**, S, Lamar Tech, 1962-67  
 47 **Jaquess, Pete**, CB, New Mexico, 1964-65  
 21 **Jefferson, Charles**, DB, McNeese State, 1979-80  
 53 **Jefferson, Thad**, LB, Hawaii\*, 1987  
 84/80 **Jeffries, Haywood**, WR, N.C. State, 1987-95  
 60 **Jenkins, Al**, G, Morris Brown, 1973  
 25 **Jenkins, DeRon**, CB, Tennessee, 2001  
 21 **Johns, Pete**, S, Tulane, 1967-69  
 15 **Johnson, Al**, S, Cincinnati, 1972-78  
 99 **Johnson, Antonio**, DT, Mississippi State, 2007  
 86 **Johnson, Alex**, WR, Miami (Fla.), 1991  
 33 **Johnson, Benny**, CB, J.C. Smith, 1970-73  
 84 **Johnson, Billy**, WR/KR, Widener, 1974-80  
 57 **Johnson, Byron**, LB, Baylor\*, 1987  
 12 **Johnson, Charley**, QB, New Mexico State, 1970-71  
 28 **Johnson, Chris**, RB, East Carolina, 2008-12  
 12 **Johnson, Doug**, QB, Florida, 2004  
 90 **Johnson, Ezra**, DE, Morris Brown, 1990-91  
 35 **Johnson, John H.**, RB, Arizona State, 1966  
 22 **Johnson, Kenny**, S, Mississippi State, 1986-89  
 11 **Johnson, Lee**, P, Brigham Young, 1985-87  
 97 **Johnson, Mike**, DE, Illinois, 1984-85

## ALL-TIME PLAYER ROSTER

44/45 **Johnson, Quinn**, FB, Louisiana State, 2011-12  
 38 **Johnson, Rich**, RB, Illinois, 1969  
 23 **Johnson, Richard**, CB, Wisconsin, 1985-92  
 32 **Johnson, Robert**, S, Utah, 2010-12  
 13 **Johnson, Stafon**, RB, Southern California, 2010  
 45 **Johnson, Tracy**, FB, Clemson, 1989  
 57 **Johnson, Walter**, LB, Louisiana Tech, 1987-88  
 41 **Johnston, Mark**, CB, Northwestern, 1960-63  
 40/18 **Joiner, Charlie**, WR, Grambling, 1969-72  
 57 **Joiner, Tim**, LB, Louisiana State, 1983-84  
 40 **Jolley, Lewis**, RB, North Carolina, 1972-73  
 81 **Jones, Brandon**, WR, Oklahoma, 2005-08  
 25 **Jones, Gene**, CB, Rice, 1961  
 61 **Jones, Harris**, G, J.C. Smith, 1973-74  
 91 **Jones, Jason**, DT, Eastern Michigan, 2008-11  
 57 **Jones, Lenoy**, LB, Texas Christian, 1996-98  
 84 **Jones, Mark**, WR, Tennessee, 2009  
 96 **Jones, Mike**, DT/DE, N.C. State, 1999  
 32 **Jones, Pacman**, CB, West Virginia, 2005-06  
 27/19 **Jones, Quintin**, S, Pittsburgh, 1989-90  
 96 **Jones, Sean**, DE, Northeastern, 1988-93  
 11 **Jones, Spike**, P, Georgia, 1970  
 82 **Jones, Tony**, WR, Texas, 1990-91, 1993  
 30 **Jones, Victor**, RB, Louisiana State, 1990-91  
 71 **Jones, Willie**, DE, Kansas State, 1967  
 31 **Joyner, Larry**, S, Minnesota\*, 1987  
 38 **Joyner, Willie**, RB, Maryland, 1984

## K

26 **Kaesviharn, Kevin**, S, Augustana (S.D.), 2009  
 31 **Kafentzis, Kurt**, S, Hawaii\*, 1987  
 55 **Kassell, Brad**, LB, N. Texas State, 2002-05  
 22 **Kay, Bill**, CB, Purdue, 1981-83  
 90 **Kearse, Jevon**, DE, Florida, 1999-03, 2008-09  
 59 **Keglar, Stanford**, LB, Purdue, 2008-09  
 62 **Kellemeier, Doug**, G, Brigham Young\*, 1987  
 58 **Kelley, Mike**, C/G, Notre Dame, 1985-87  
 73/72 **Kelly, Bob**, DT, New Mexico State, 1961-63  
 4 **Kempf, Florian**, K, Pennsylvania, 1982-84  
 34 **Kendall, Chuck**, S, UCLA, 1960  
 67/71 **Kennard, Ken**, DE, Angelo State, 1977-83  
 27 **Kennedy, Mike**, DB, Toledo, 1984  
 86 **Kent, Joey**, WR, Tennessee, 1997-99  
 18 **Kerbow, Randy**, WR, Rice, 1963-64  
 6 **Kern, Brett**, P, Toledo, 2009-12  
 50/52 **Kidd, Billy**, C, Houston, 1987  
 50 **Killens, Terry**, LB, Penn State, 1996-00  
 27 **Kinard, Terry**, S, Clemson, 1990  
**Kinderman, Keith**, RB, Florida State, 1963, 1965  
 50/53/57 **Kiner, Steve**, LB, Tennessee, 1974-78  
 46 **King, Claude**, RB, Houston, 1961  
 30 **King, Eric**, CB, Wake Forest, 2006-08  
 30 **King, Kenny**, RB, Oklahoma, 1979  
 88 **Kinney, Erron**, TE, Florida, 2000-06  
 89 **Kinney, George**, DE, Wylie, 1965  
 79 **Kirk, Ernest**, DE, Howard Payne, 1977  
 72 **Klotz, Jack**, T, Penn State, 1964  
 97 **Klug, Karl**, DT, Iowa, 2011-12  
 21 **Knight, Leander**, S, Montclair State, 1990  
 25 **Knoff, Kurt**, DB, Kansas, 1977-78  
 99 **Kocurek, Kris**, DT, Texas Tech, 2001-02  
 72 **Koncar, Mark**, T, Colorado, 1982  
 56 **Kozak, Scott**, LB, Oregon, 1989-93  
 57 **Kramer, Jordan**, LB, Idaho, 2003-04  
 17 **Krieg, Dave**, QB, Milton (Wisc.), 1997-98  
 70 **Kropog, Troy**, OL, Tulane, 2009-10, 2012  
 37 **Kush, Rod**, S, Nebraska-Omaha, 1985-86

## L

91 **LaBoy, Travis**, DE, Hawaii, 2004-07  
 99 **Ladd, Ernie**, DT, Grambling, 1966

73/72 **Lanphear, Dan**, DE, Wisconsin, 1960, 1962  
 34 **Laraway, Jack**, LB, Purdue, 1961  
**Larkin, Eric**, T, Miami (Fla.)\*, 1987  
 57 **Lathon, Lamar**, LB, Houston, 1990-94  
 66 **Layman, Jason**, T/G, Tennessee, 1996-99  
 83 **Leach, Mike**, TE, William & Mary, 2000-01  
 15 **Lee, Jacky**, QB, Cincinnati, 1960-63, 1966-67  
 86 **Ledbetter, Monte**, WR, N.W. Louisiana, 1967  
 62 **LeMoine, Jim**, G, Utah State, 1968-69  
 23 **LeVias, Jerry**, WR, Southern Methodist, 1969-70  
 29 **Lewis, Darryll**, CB, Arizona, 1991-98  
 37/55 **Lewis, Jess**, LB, Oregon State, 1970  
 55 **Lewis, Richard**, LB, Portland State, 1972  
 49 **Lewis, Roderick**, TE, Arizona, 1994-97  
 80 **Little, John**, DT, Oklahoma State, 1975-76  
 36 **Little, Rafael**, RB, Kentucky, 2008  
 10 **Locker, Jake**, QB, Washington, 2011-12  
 58 **Logan, James**, LB, Memphis, 1995  
 60 **Long, Kevin**, C, Florida State, 1998-01  
 99 **Long, Rien**, DT, Washington State, 2003-06  
 70 **Loper, Daniel**, OT, Texas Tech, 2005-08  
 58/51/53 **Lou, Ron**, C, Arizona State, 1972-73, '76  
 36 **Love, Jamar**, CB, Arkansas, 2009  
 12 **Loveall, Calvin**, CB, Idaho, 1988  
 37 **Lowry, Calvin**, S, Penn State, 2006-07  
 10 **Luck, Oliver**, QB, West Virginia, 1982-86  
 32 **Lumpkin, Ron**, CB, Arizona State, 1975  
 40 **Lundy, Dennis**, RB, Northwestern, 1995  
 72 **Lutui, Deuce**, G, Southern California, 2012  
 28 **Lyday, Allen**, S, Nebraska, 1984-87  
 93 **Lyles, Robert**, LB, Texas Christian, 1984-90  
 98 **Lyons, Pratt**, DT/DE, Troy State (Ala.), 1997-98

## M

98 **Madsen, Lynn**, DE, Washington, 1986  
 78 **Maggs, Don**, T/G, Tulane, 1986-92  
 94 **Mahelona, Jesse**, DT, Tennessee, 2006-07  
 22 **Majors, Joe**, DB, Florida State, 1960  
 50 **Malast, Kevin**, LB, Rutgers, 2011-12  
 8 **Manning, Archie**, QB, Mississippi, 1982-83  
 50 **Maples, Bobby**, C, Baylor, 1965-70  
 5 **Marcol, Chester**, K, Hillsdale, 1980  
 62 **Marcontell, Ed**, G, Lamar Tech, 1967  
 83 **Mariani, Marc**, WR, Montana, 2010-12  
 94 **Marks, Sen'Derrick**, DT, Auburn, 2009-12  
 77 **Marshall, Rich**, DT, Stephen F. Austin, 1967-68  
 58 **Marshall, Wilber**, LB, Florida, 1993  
 94 **Martin, Charles**, DT, Livingston, 1987  
 20 **Martin, Emanuel**, CB, Alabama State, 1993  
 31 **Martin, Markelle**, S, Oklahoma State, 2012  
 68 **Martin, Matt**, T, Kansas State, 2002-03  
 93 **Martin, Mike**, DT, Michigan, 2012  
 56/51 **Marts, Lonnie**, LB, Tulane, 1997-98  
 13/85 **Mason, Derrick**, WR, Michigan State, 1997-04  
 47 **Maston, Le'Shai**, RB, Baylor, 1993-94  
 76 **Mathews, Jason**, T, Texas A&M, 1998-04  
 74 **Mathews, Bruce**, G/C/T, Southern California, 1983-01  
 60 **Mathews, Kevin**, C, Texas A&M, 2010-12  
 11 **Mathews, Steve**, QB, Memphis State, 1998  
 78 **Matuszak, John**, DT, Tampa, 1973  
 55 **Mauck, Carl**, C, Southern Illinois, 1975-81  
 8 **Mauck, Matt**, QB, Louisiana State, 2005  
 68 **Mawae, Kevin**, C, Louisiana State, 2006-09  
 42 **Maxwell, Tommy**, S, Texas A&M, 1974  
 77 **Mayes, Ben**, DT, Drake, 1969  
 80 **Mayo, Ron**, TE, Morgan State, 1973  
 86 **Mays, Damon**, WR, Missouri, 1992-93  
 81 **McAddley, Jason**, WR, Alabama, 2004  
 60 **McCanless, Jim**, G, Clemson, 1960  
 78 **McCants, Keith**, DE, Alabama, 1993-94  
 86/19 **McCareins, Justin**, WR, Northern Illinois, 2001-03, 2008  
 52 **McCarthy, Colin**, LB, Miami, 2011-12

## ALL-TIME PLAYER ROSTER

89	<b>McCloskey, Mike</b> , TE, Penn State, 1983-85	48	<b>Natkin, Brian</b> , TE, Texas El-Paso, 2001
71	<b>McCollum, Bubba</b> , DT, Kentucky, 1974	41	<b>Neal, Lorenzo</b> , FB, Fresno State, 1999-00
59	<b>McConnell, Brian</b> , LB, Michigan, 1973	6	<b>Nedney, Joe</b> , K, San Jose State, 2001-04
30	<b>McCourty, Jason</b> , CB, Rutgers, 2009-12	75	<b>Neil, Kenny</b> , DE, Iowa State*, 1987
28	<b>McCullough, George</b> , CB, Baylor, 1997-99	22	<b>Nelson, Benny</b> , S, Alabama, 1964
	<b>McDaniel, Wahoo</b> , LB, Oklahoma, 1960	83	<b>Nery, Ron</b> , DE, Kansas State, 1963
84	<b>McDole, Ron</b> , DE, Nebraska, 1962	26	<b>Newsom, Tony</b> , CB, Stephen F. Austin, 1987
31	<b>McDonald, Keith</b> , WR, San Jose State*, 1987	46	<b>Nicholson, Oliver</b> , LB, Texas Southern, 1975
25	<b>McDowell, Bubba</b> , S, Miami (Fla.), 1989-94	23	<b>Nickey, Donnie</b> , S, Ohio State, 2003-10
64	<b>McFadin, Bud</b> , DT, Texas, 1964-65	14	<b>Nielsen, Gifford</b> , QB, Brigham Young, 1978-83
42	<b>McGarrahan, Scott</b> , S, New Mexico, 2003-04	14	<b>Nix, Kent</b> , QB, Texas Christian, 1972
95	<b>McGhee, Kanavis</b> , DE, Colorado, 1995	64	<b>Norgard, Erik</b> , C/G, Colorado, 1990-98
87	<b>McKeehan, James</b> , TE, Texas A&M, 1995-97	43	<b>Norton, Jim</b> , S, Idaho, 1960-68
81	<b>McLeod, Bob</b> , TE, Abilene Christian, 1961-65	93	<b>Nunley, Jeremy</b> , DE, Alabama, 1994-95
26	<b>McMillian, Audrey</b> , CB, Houston, 1985-87		
9	<b>McNair, Steve</b> , QB, Alcorn State, 1995-05		<b>Q</b>
37/48	<b>McNair, Todd</b> , RB/FB, Temple, 1994-95	98	<b>Odom, Antwan</b> , DE, Alabama, 2004-07
89	<b>McNeil, Gerald</b> , WR, Baylor, 1990	52	<b>Odom, Sammy</b> , LB, N.W. Louisiana, 1964
86	<b>McNeil, Clifton</b> , WR, Grambling, 1973	14	<b>O'Donnell, Neil</b> , QB, Maryland, 1999-03
6	<b>McPherson, Don</b> , QB, Syracuse, 1990	37	<b>Olerich, Dave</b> , LB, San Francisco, 1971
51	<b>McRath, Gerald</b> , LB, Southern Mississippi, 2009-12	39	<b>Oliver, Hubert</b> , FB, Arizona, 1987
26	<b>Meadows, Darryl</b> , DB, Toledo, 1983-84	75	<b>Olson, Benji</b> , G, Washington, 1998-07
91	<b>Meads, Johnny</b> , LB, Nicholls State, 1984-92	45	<b>Onesti, Larry</b> , LB, Northwestern, 1962-65
84	<b>Meier, Shad</b> , TE, Kansas State, 2001-04	26	<b>Orlando, Bo</b> , S, West Virginia, 1990-94
74/76	<b>Meredith, Dudley</b> , DT, Lamar Tech, 1963, 1968	85	<b>Orr, Jonathan</b> , WR, Wisconsin, 2006
29/12	<b>Merkins, Guido</b> , DB/WR, Sam Houston State, 1978-80	67	<b>Otto, Bob</b> , DE, Idaho State*, 1987
54	<b>Meyer, John</b> , LB, Notre Dame, 1966-67	66	<b>Otto, Mike</b> , T, Purdue, 2007-12
77	<b>Michael, Rich</b> , T, Ohio State, 1960-66	40	<b>Ours, Wes</b> , FB, West Virginia, 2001
76	<b>Mikolas, Doug</b> , NT, Portland State, 1988	71	<b>Owens, Joe</b> , DE, Alcorn State, 1976
84	<b>Miller, Bill</b> , DT, New Mexico Highlands, 1962		
66	<b>Miller, Clay</b> , T, Michigan*, 1987		<b>P</b>
71	<b>Miller, Fred</b> , T, Baylor, 2000-04		
4	<b>Miller, Josh</b> , P, Arizona, 2007-08	62	<b>Page, Craig</b> , C, Georgia Tech, 1999
62	<b>Miller, Ralph</b> , G, Alabama State, 1972-73	74	<b>Parker, Willie</b> , DT, Arkansas AM&N, 1967-70
48/35/55	<b>Mills, John Henry</b> , TE/LB, Wake Forest, 1993-96	32/20	<b>Parks, Billy</b> , WR, Cal State-Long Beach, 1973-75
12	<b>Milstead, Charles</b> , QB, Texas A&M, 1960-61	83	<b>Parks, Dave</b> , WR, Texas Tech, 1973
16/89	<b>Miotke, Frank</b> , WR, Grand Valley State, 1990	89	<b>Parks, Jeff</b> , TE, Auburn, 1986-87
30	<b>Mitchell, Donald</b> , CB, Southern Methodist, 1999-02	30	<b>Parrish, Bernie</b> , CB, Florida, 1966
41	<b>Mitchell, Leroy</b> , CB, Texas Southern, 1969-70	18	<b>Parsley, Cliff</b> , P, Oklahoma State, 1977-82
97	<b>Mix, Bryant</b> , DT, Alcorn State, 1996-97	7	<b>Pastorini, Dan</b> , QB, Santa Clara, 1971-79
94	<b>Montgomery, Glenn</b> , DT, Houston, 1989-95	33/4	<b>Payton, Jarrett</b> , RB, Miami (Fla.), 2005
9	<b>Montgomery, Greg</b> , P, Michigan State, 1988-93	79	<b>Patu, Saul</b> , DT, Oregon, 2001
24	<b>Montgomery, Mike</b> , WR, Kansas State, 1974	44	<b>Peacock, Johnny</b> , S, Houston, 1969-70
1	<b>Moon, Warren</b> , QB, Washington, 1984-93	35	<b>Pearman, Alvin</b> , RB, Virginia, 2009
42	<b>Mooney, Collin</b> , FB, Army, 2012	10	<b>Pease, Brent</b> , QB, Montana, 1987-88
32	<b>Moore, Ricky</b> , FB, Alabama*, 1987	72	<b>Pegueuse, Willis</b> , DE, Miami (Fla.), 1990-92
22	<b>Moore, Zeke</b> , CB, Lincoln, 1967-77	52	<b>Pennison, Jay</b> , C, Nicholls State, 1986-90
76	<b>Moran, Eric</b> , T, Washington, 1984-86	64	<b>Perkins, Willis</b> , G, Texas Southern, 1961, 1963
90/91	<b>Morgan, Derrick</b> , DE, Georgia Tech, 2010-12	32	<b>Perry, Vernon</b> , S, Jackson State, 1979-82
67	<b>Morgan, Karl</b> , DT, UCLA, 1986	56	<b>Perlo, Phil</b> , G, Maryland, 1960
30	<b>Moriarty, Larry</b> , FB, Notre Dame, 1983-86	69	<b>Petersmark, Brett</b> , C, Eastern Michigan*, 1987
6	<b>Moroski, Mike</b> , QB, California-Davis, 1985	85	<b>Petrowski, Jamie</b> , TE, Indiana State, 2007
28	<b>Morris, Eric</b> , S, Michigan State, 2000-02	67	<b>Petrus, Mitch</b> , G, Arkansas, 2012
50	<b>Morris, Dennis</b> , LB, Oklahoma, 1960-61	77	<b>Pettyjohn, Barry</b> , T, Pittsburgh, 1987
	<b>Morrison, Ron</b> , T, New Mexico, 1960	35	<b>Phenix, Perry</b> , S, Southern Mississippi, 1998-01
11	<b>Moseley, Mark</b> , K, Stephen F. Austin, 1971-72	61	<b>Phillips, Wes</b> , T, Lenoir Rhyne, 1979
84	<b>Moss, Randy</b> , WR, Marshall, 2010	86	<b>Pickens, Carl</b> , WR, Tennessee, 2000
83	<b>Moulds, Eric</b> , WR, Mississippi State, 2007	61	<b>Pilgrim, Evan</b> , G, Brigham Young, 1998
29	<b>Mouton, Ryan</b> , CB, Hawaii, 2009-12	69/71	<b>Piller, Zach</b> , G, Florida, 1999-06
	<b>Mrosko, Bob</b> , TE, Penn State, 1989	20	<b>Pinkett, Allen</b> , RB, Notre Dame, 1986-91
80	<b>Mullins, Eric</b> , WR, Stanford, 1984-85	53	<b>Pitts, Hugh</b> , C, Texas Christian, 1960
63	<b>Munchak, Mike</b> , G, Penn State, 1982-93	88	<b>Poole, Bob</b> , TE, Clemson, 1966-67
50/53	<b>Murdock, Guy</b> , C, Michigan, 1972	39	<b>Poole, Larry</b> , RB, Kent State, 1978
15	<b>Murdock, O.J.</b> , WR, Fort Hays State, 2011	38	<b>Poole, Tyone</b> , CB, Fort Valley State, 2008
56	<b>Murphy, Mike</b> , LB, S.W. Missouri State, 1979	44	<b>Porter, Daryl</b> , S, Boston College, 2001
77	<b>Musgrove, Spain</b> , DT, Utah State, 1970	61	<b>Portis, Marico</b> , G, Alabama, 2004
32	<b>Myers, Bobby</b> , S, Wisconsin, 2000-02	2	<b>Post, Dickie</b> , RB, Houston, 1971
		14	<b>Preston, Michael</b> , WR, Heidelberg, 2012
		84	<b>Preston, Roell</b> , WR, Mississippi, 1999
		58	<b>Pritchard, Ron</b> , LB, Arizona State, 1969-72
57	<b>Nande, Terna</b> , LB, Miami (Ohio), 2006		
14	<b>Naponic, Bob</b> , QB, Illinois, 1970		
42	<b>Nash, Damien</b> , RB, Missouri, 2005		

## N



## ALL-TIME PLAYER ROSTER

## Q

46 **Queen, Jeff**, TE, Morgan State, 1974  
54 **Quinn, Steve**, C, Notre Dame, 1968

## R

11 **Ramsey, Patrick**, QB, Tulane, 2009  
31 **Randall, Marcus**, S, Louisiana State, 2005  
68 **Randall, Tom**, G, Iowa State, 1979  
21 **Randle, Tate**, DB, Texas Tech, 1982  
12 **Ransom, Brian**, QB, Tennessee State, 1983-84  
8 **Reaves, John**, QB, Florida, 1981  
89 **Reed, Alvin**, TE, Prairie View, 1967-72  
66 **Reed, Leo**, G, Colorado State, 1961  
60 **Regner, Tom**, G, Notre Dame, 1967-72  
67 **Reid, Jim**, T/G, Virginia, 1994-95  
64 **Reihner, George**, G, Penn State, 1977-80, '82  
37 **Reinfeldt, Mike**, S, Wisconsin-Milwaukee, 1976-83  
82 **Renfro, Mike**, WR, Texas Christian, 1978-83  
25 **Reynaud, Darius**, RB/KR/PR, West Virginia, 2012  
51 **Reynolds, Robert**, LB, Ohio State, 2004-06  
17 **Rhyme, Jerry**, QB, Tulsa, 1970  
80 **Rice, Andy**, DT, Texas Southern, 1967  
85 **Rice, Floyd**, LB, Alcorn A&M, 1971-73  
72 **Rice, George**, DT, Louisiana State, 1966-70  
7 **Richardson, Bucky**, QB, Texas A&M, 1992-94  
24 **Richardson, Mike**, RB, Southern Methodist, 1969-71  
30 **Rieves, Charles**, LB, Houston, 1964  
53 **Riley, Avon**, LB, UCLA, 1981-86  
21 **Ringer, Javon**, RB, Michigan State, 2009-12  
16 **Ritchey, James**, QB, Stephen F. Austin, 1996  
85 **Roaches, Carl**, KR, Texas A&M, 1980-84  
80 **Roan, Michael**, TE, Wisconsin, 1995-99  
90 **Roberson, James**, DE, Florida State, 1996-98  
57/56 **Roberts, Guy**, LB, Maryland, 1972-75  
68 **Roberts, Tim**, DT, Southern Mississippi, 1992-94  
73 **Robertson, Bob**, T, Illinois, 1968  
31 **Robertson, Marcus**, S, Iowa State, 1991-00  
50/55 **Robinson, Eddie**, LB, Alabama State, 1992-95, '98-01  
18 **Robinson, Paul**, RB, Arizona, 1972-73  
37 **Robinson, Rafael**, S, Wisconsin, 1996  
82 **Roby, Courtney**, WR, Indiana, 2005-06  
7 **Roby, Reggie**, P, Iowa, 1996-97  
34 **Rodgers, Willie**, RB, Kentucky State, 72-75  
61 **Rodriguez, Joel**, C, Miami (Fla.), 2005  
21 **Rolle, Samari**, CB, Florida State, 1998-04  
55 **Romano, Jim**, C, Penn State, 1984-86  
71 **Roos, Michael**, T, Eastern Washington, 2005-12  
58 **Rossovich, Tim**, LB, Southern California, 1976  
33 **Rozier, Mike**, RB, Nebraska, 1985-90  
87 **Rucker, Conrad**, TE, Southern, 1978-79  
77 **Rudolph, Council**, DE, Kentucky State, 1972  
69 **Runyan, Jon**, T, Michigan, 1996-99  
55 **Rushing, Marion**, LB, Southern Illinois, 1968  
86 **Russell, Derek**, WR, Arkansas, 1995-97  
55 **Ruud, Barrett**, LB, Nebraska, 2011

## S

95 **Salave'a, Joe**, DT, Arizona, 1998-01  
73 **Salem, Harvey**, T, Cal-Berkeley, 1983-86  
91/73 **Sampson, Greg**, T, Stanford, 1972-78  
81 **Sanders, Chris**, WR, Ohio State, 1995-02  
73 **Sanderson, Scott**, T, Washington State, 1997-00  
40 **Sandy, Justin**, S, Northern Iowa, 2004-05  
64 **Saul, Ron**, G, Michigan State, 1970-75  
95 **Savage, Josh**, DE, Utah, 2006  
81 **Sawyer, John**, TE, Southern Mississippi, 1975-76  
80 **Scaife, Bo**, TE, Texas, 2005-10  
57 **Scanlon, Rich**, LB, Syracuse, 2007  
81 **Schifino, Jake**, WR, Akron, 2002-04  
52 **Schmidt, Bob**, C, Minnesota, 1961-63  
95 **Schobel, Bo**, DE, Texas Christian, 2004-05

39 **Schommer, Nick**, S, North Dakota State, 2010  
62 **Schuhmacher, John**, G, Southern California, 78-85  
31 **Schulters, Lance**, S, Hofstra, 2002-04  
75 **Schultz, Bill**, G, Southern California, 1994  
78 **Scott, DeQuincy**, DE/DT, Southern Mississippi, 2006  
73 **Scott, Jake**, G, Idaho, 2008-11  
53 **Seale, Eugene**, LB, Lamar, 1987-92  
24 **Sensabaugh, Coty**, CB, Clemson, 2012  
23/37 **Severson, Jeff**, S, Cal State-Long Beach, 1973-74  
59 **Shaw, Tim**, LB, Penn State, 2010-12  
96 **Sheppard, Malcolm**, DT, Arkansas, 2010-11  
74 **Shirkey, George**, DT, Stephen F. Austin, 1960-61  
37 **Sidney, Dainon**, CB, Alabama Birmingham, 1998-02  
8/7 **Simerson, John**, G, Purdue, 1960  
96 **Simms, Chris**, QB, Texas, 2008, 2010  
96 **Simon, Corey**, DT, Florida State, 2007  
45 **Simon, John**, RB, Louisiana Tech, 2002  
71 **Simonsen, Todd**, T, South Dakota State, 1976  
59 **Sirmon, Peter**, LB, Oregon, 2000-06  
90 **Skaugstad, Daryle**, DT, California-Berkeley, 1981-82  
10 **Slack, Reggie**, QB, Auburn, 1990-91  
89/84 **Slaughter, Webster**, WR, San Diego State, 1992-94  
41 **Sledge, Leroy**, RB, Bakersfield J.C., 1971  
27 **Small, Donovan**, S, Minnesota\*, 1987  
18 **Small, O.J.**, WR, Florida, 2005  
39 **Smiley, Tom**, RB, Lamar Tech, 1970  
54 **Smith, Al**, LB, Utah State, 1987-96  
25 **Smith, Anthony**, S, Syracuse, 2011  
32 **Smith, Antowain**, RB, Houston, 2004  
23 **Smith, Bob**, S, Miami (Ohio), 1968  
77 **Smith, Bubba**, DE, Michigan State, 1975-76  
32 **Smith, Dave**, RB, Ripon, 1960-64  
87 **Smith, Dave**, WR, Indiana (Pa.), 1972  
99 **Smith, Doug**, DT, Auburn, 1985-92  
54 **Smith, Larry**, LB, Kentucky\*, 1987  
96/98 **Smith, Robaire**, DT, Michigan State, 2000-03, 2006  
11 **Smith, Rusty**, QB, Florida Atlantic, 2010-12  
93 **Smith, Shaun**, DT, South Carolina, 2011  
77 **Smith, Sid**, C, Southern California, 1974  
83 **Smith, Tim**, WR, Nebraska, 1980-86  
78/70/85 **Smith, Tody**, DE, Southern California, 1973-76  
72 **Sochia, Brian**, DT, N.W. Oklahoma, 1983-85  
90 **Solomon, Scott**, DE, Rice, 2012  
29 **Sowells, Rich**, DB, Alcorn State, 1977  
92 **Spears, Anthony**, DE, Portland State, 1989  
24 **Spence, Julian**, S, Huston-Tillotson, 1960-61  
56 **Spencer, Cody**, LB, North Texas, 2004-05  
32 **Spikes, Jack**, RB/K, Texas Christian, 1965  
12 **Stabler, Ken**, QB, Alabama, 1980-81  
56/59 **Stallings, Dennis**, LB, Illinois, 1997-98  
57 **Stamer, Josh**, LB, South Dakota, 2008  
90 **Starks, Randy**, DT, Maryland, 2004-07  
69 **Steinfeld, Al**, G/T, C.W. Post, 1983  
70 **Steinkuhler, Dean**, G/T, Nebraska, 1984-91  
27 **Stemrick, Greg**, CB, Colorado State, 1975-82  
67 **Stensrud, Mike**, DT, Iowa State, 1979-85  
53 **Stepnoski, Mark**, C, Pittsburgh, 1995-98  
88 **Stevens, Craig**, TE, California, 2008-12  
76 **Stewart, David**, T, Mississippi State, 2005-12  
26 **Stewart, Rayna**, S/CB, Northern Arizona, 1996-97  
68 **Stingily, Byron**, T, Louisville, 2011-12  
70 **Stith, Carel**, DT, Nebraska, 1967-69  
69 **Stoepel, Terry**, T, Tulsa, 1970  
36 **Stone, Donnie**, RB, Arkansas, 1966  
68 **Stotter, Rich**, LB, Houston, 1968  
74 **Strahan, Arthur**, DE, Texas Southern, 1965  
39/53 **Stringer, Art**, LB, Ball State, 1977-81  
4 **Strong, Jasper**, WR, Illinois, 1995  
68/75 **Stroth, Vince**, G, Brigham Young, 1987-88  
98 **Studaway, Mark**, DE, Tennessee, 1984  
68 **Studdard, Les**, C, Texas, 1983  
62 **Sturm, Jerry**, C, Illinois, 1971

## ALL-TIME PLAYER ROSTER

22 **Suci, Bob**, S, Michigan State, 1962  
 76 **Suggs, Walt**, T, Mississippi State, 1962-71  
 7 **Sullivan, Kent**, P, California-Lutheran, 1991, 1993  
 8 **Superick, Steve**, P, West Virginia\*, 1987  
 40 **Sutton, Mickey**, S, Auburn, 1966  
 93 **Sutton, Mike**, DE, Louisiana State, 1998  
 64 **Swatland, Dick**, G, Notre Dame, 1968

## I

61 **Talamini, Bob**, G, Kentucky, 1960-67  
 80 **Tasker, Steve**, WR, Northwestern, 1985-86  
 28 **Tatum, Jack**, DB, Ohio State, 1980  
 42 **Taylor, Altie**, RB, Utah State, 1976  
 83 **Taylor, Chris**, WR, Texas A&M, 2001  
 87 **Taylor, Lionel**, WR, New Mexico Highlands, 1967-68  
 70 **Taylor, Malcolm**, DE, Tennessee State, 1982-83, '86  
 71 **Teeter, Mike**, DE, Michigan, 1993-94  
 82 **Thigpen, Yancey**, WR, Winston-Salem State, 1998-00  
 28 **Thomas, Bill**, RB, Boston College, 1973  
 36 **Thomas, Dee**, CB, Nicholls State, 1990  
 82 **Thomas, Earl**, WR, Houston, 1976  
 94 **Thomas, Juqua**, DE, Oklahoma State, 2001-04  
 74/77 **Thomas, Lee**, DE, Jackson State, 1975  
 20 **Thomas, Rodney**, RB, Texas A&M, 1995-98  
 16 **Thomas, Sloan**, WR, Texas, 2005  
 70 **Thomas, Stan**, T, Texas, 1993-95  
 28 **Thomaselli, Rich**, RB, West Virginia-Wesleyan, 1981-82  
 28 **Thompson, Emmuel**, CB, Texas A&I\*, 1987  
 28/37 **Thompson, Lamont**, S, Washington State, 2003-06  
 84 **Thompson, Taylor**, TE, Southern Methodist, 2012  
 51 **Thompson, Ted**, LB, Southern Methodist, 1975-84  
 50 **Thornton, David**, LB, North Carolina, 2006-10  
 44 **Thornton, James**, TE, Cal State-Fullerton, 1995  
 78 **Thornton, John**, DT, West Virginia, 1999-02  
 18 **Thurman, Andrae**, WR, Southern Oregon, 2005  
 58 **Thweatt, Byron**, LB, Virginia, 2001  
 78 **Tilleman, Mike**, DT, Montana, 1971-72  
 33/32 **Tillman, Spencer**, RB, Oklahoma, 1987-88, 1992-94  
 47 **Tobin, Bill**, RB, Missouri, 1963  
 44 **Tolar, Charles**, RB, N.W. Louisiana, 1960-66  
 42 **Tolbert, Jim**, CB, Lincoln, 1972  
 11 **Tolliver, Billy Joe**, QB, Texas Tech, 1994  
 49 **Toone, Spencer**, LB, Utah, 2006  
 76 **Towns, Morris**, T, Missouri, 1977-83  
 47 **Trammell, Allen**, S, Florida, 1966  
 79 **Trask, Orville**, DT, Rice, 1960-61  
 84/86 **Troupe, Ben**, TE, Florida, 2004-07  
 10 **Trull, Don**, QB, Baylor, 1964-69  
 96 **Tuatagaloa, Natu**, DT/DE, California, 1995  
 20 **Tullis, Willie**, DB, Troy State, 1981-84  
 55 **Tulloch, Stephen**, LB, N.C. State, 2006-10  
 95 **Turner, Dwain**, DT, Rice\*, 1987

## U

56 **Underwood, Olen**, LB, Texas, 1966-70

## V

45 **Valentine, Ira**, RB, Texas A&M, 1987  
 93 **Vanden Bosch, Kyle**, DE, Nebraska, 2005-09  
 73 **Vanoy, Vernon**, DT, Kansas, 1973  
 99 **Veal, Demetrin**, DT, Tennessee, 2007  
 71 **Veasey, Craig**, DT/DE, Houston, 1992-93, 1995  
 61 **Velasco, Fernando**, C/G, Georgia, 2009-12  
 88 **Verhulst, Chris**, TE, Chico State, 1988-89  
 20 **Verner, Alterraun**, CB, UCLA, 2010-12  
 96 **Vickerson, Kevin**, DT, Michigan State, 2007-09  
 34 **Viltz, Theo**, CB, Southern California, 1966  
 50 **Vogel, Paul**, LB, South Carolina\*, 1987  
 31 **Voight, Mike**, RB, North Carolina, 1977  
 7/12 **Volek, Billy**, QB, Fresno State, 2000-06

## W

36 **Waddell, Michael**, CB, North Carolina, 2004-06  
 19 **Wade, Bobby**, WR, Arizona, 2005-06  
 53 **Wainscott, Lloyd**, LB, Texas, 1969-70  
 25 **Walker, Denard**, CB, Louisiana State, 1997-00  
 96 **Walker, Gary**, DT, Auburn, 1995-98  
 29 **Walker, Joe**, S, Nebraska, 2001  
 77 **Walker, Rod**, DT, Troy State, 2000  
 15 **Walker, Wayne**, K, N.W. Louisiana, 1968  
 89 **Wallace, Cooper**, TE, Auburn, 2006  
 35 **Wallace, Ray**, FB, Purdue, 1986-87  
**Wallner, Fred**, G, Notre Dame, 1960  
 82/86 **Walls, Herkie**, WR, Texas, 1983-84  
 32 **Walsh, Ward**, RB, Colorado, 1971-72  
 83 **Walters, Joey**, WR, Clemson, 1987  
 93/77 **Walton, Sam**, T, East Texas State, 1971  
 64 **Wand, Seth**, T, N.W. Missouri State, 2006  
 85 **Washington, Nate**, WR, Tiffin, 2009-12  
 53/59 **Washington, Ted**, LB, Mississippi Valley, 1973-82  
 23 **Washington, Vic**, RB, Wyoming, 1974  
 57 **Watson, Ed**, LB, Grambling, 1969  
 90 **Webster, George**, LB, Michigan State, 1967-72  
 86 **Wegener, Bucky**, DT, Missouri, 1962-63  
 28/86 **Weger, Mike**, S, Bowling Green, 1976-77  
 20 **Weir, Sammy**, WR, Arkansas State, 1965  
 88 **Wellman, Gary**, WR, Southern California, 1991-94  
 56 **Wells, Ray**, LB, Arizona, 2003  
 70 **Wells, Robert**, T, J.C. Smith, 1972  
 41 **Wells, Terence**, RB, Southern Mississippi, 1974  
 63 **Wharton, Hogan**, G, Houston, 1960-63  
 33 **White, Bob**, RB, Ohio State, 1960  
 79 **White, Jim**, DE, Colorado State, 1974-75  
 86 **White, John**, TE, Texas Southern, 1960-61  
 25 **White, LenDale**, RB, Southern California, 2006-09  
 44 **White, Lorenzo**, RB, Michigan State, 1988-94  
 79 **White, Marcus**, DT, Murray State, 2005  
 29 **White, Robert**, CB, Lamar\*, 1987  
 79 **Whitley, Wilson**, DT, Houston, 1983  
 38 **Whittington, C.L.**, FS, Prairie View, 1974-78  
 63 **Wilkerson, Doug**, G, North Carolina Central, 1970  
 42 **Williams, Armon**, S/LB, Arizona, 1997  
 41 **Williams, Cary**, CB, Washburn, 2008-09  
 17 **Williams, Damian**, WR, Southern California, 2010-12  
 73 **Williams, David**, T, Florida, 1989-95  
 69 **Williams, Doug**, T/G, Texas A&M, 1986-88  
 87 **Williams, Jamie**, TE, Nebraska, 1984-88  
 97 **Williams, Lee**, DE, Bethune-Cookman, 1991-93  
 78 **Williams, Maxie**, G, S.E. Louisiana, 1965  
 18 **Williams, Mike**, WR, Southern California, 2007  
 86 **Williams, Oliver**, WR, Illinois\*, 1987  
 11 **Williams, Paul**, WR, Fresno State, 2007-08  
 68 **Williams, Ralph**, G, Southern, 1982  
 35 **Williams, Richard**, RB, Memphis State, 1984  
 86 **Williams, Roydell**, WR, Tulane, 2005-07  
 49 **Williams, Sam**, CB, New Mexico Highlands, 1976  
 25 **Williams, Tank**, S, Stanford, 2002-05  
 78 **Williams, Todd**, G/T, Florida State, 2003-05  
 10 **Williamson, Lee**, QB, Presbyterian (SC), 1994  
 44 **Willis, Fred**, RB, Boston College, 1972-77  
 33 **Wilson, J.C.**, DB, Pittsburgh, 1978-83  
 82 **Wilson, Shedrick**, WR, Louisiana State, 1996  
 45 **Wilson, Tim**, RB/TE, Maryland, 1977-82  
 35 **Wilson, Tracy**, S, Northern Illinois, 2012  
 95 **Wimbley, Kamerion**, Florida State, 2012  
 52 **Winborn, Jamie**, LB, Vanderbilt, 2009-10  
 79 **Winkler, Ulrich**, DE, None, 2008  
 22 **Wisener, Gary**, CB, Baylor, 1961  
 88 **Witcher, Albert**, S, Baylor, 1960  
 92 **Witherspoon, Will**, LB, Georgia, 2010-12  
 12 **Witkowski, John**, QB, Columbia, 1986-87  
 67 **Wittenborn, John**, G, S.E. Missouri, 1964-68  
 80 **Woods, Glenn**, DT, Prairie View, 1969

## ALL-TIME PLAYER ROSTER

49	<b>Woods, LeVar</b> , LB, Iowa, 2006-07
42	<b>Woods, Robert</b> , WR, Grambling, 1978
26	<b>Woolfolk, Andre</b> , CB, Oklahoma, 2003-06
40	<b>Woolfolk, Butch</b> , RB, Michigan, 1985-86
52	<b>Wortham, Barron</b> , LB, Texas El-Paso, 1994-99
17	<b>Wright, Elmo</b> , WR, Houson, 1975
13	<b>Wright, Kendall</b> , WR, Baylor, 2012
37	<b>Wright, Thomas</b> , S, Michigan State, 2003
41	<b>Wyatt, Alvin</b> , CB, Bethune-Cookman, 1973
41/89	<b>Wycheck, Frank</b> , TE, Maryland, 1995-03
79	<b>Wynn, Jarius</b> , DE, Georgia, 2012

### Y

84	<b>Yamini, Bashir</b> , WR, Iowa, 2000
66	<b>Yarno, George</b> , C/G, Washington State, 1989
80	<b>Yeats, James</b> , TE, Florida, 1960
68	<b>Young, Almon</b> , G, Bethune-Cookman*, 1987
56	<b>Young, Bob</b> , G, Howad Payne, 1971-80
77	<b>Young, James</b> , DE, Texas Southern, 1977-79
99	<b>Young, Robert</b> , DE, Mississippi State, 1996
10	<b>Young, Vince</b> , QB, Texas, 2006-10

### Z

87	<b>Zaeske, Paul</b> , WR, North Park, 1969-70
7	<b>Zendejas, Tony</b> , K, Nevada-Reno, 1985-90

\* Played in replacement games only

## ALL-TIME PRACTICE SQUAD PLAYERS

*(Bold denotes promoted to active roster)*

### 1989

<b>Bell, Billy</b>	<b>CB</b>
<b>Brantley, John</b>	<b>LB</b>
Hartlieb, Chuck	QB
<b>Norgard, Erik</b>	<b>C</b>
<b>Orlando, Bo</b>	<b>S</b>
Rogers, Tracy	LB
<b>Spears, Anthony</b>	<b>DE</b>

### 1990

Banes, Joey	T
<b>Coleman, Pat</b>	<b>WR</b>
Friberg, Keith	LB/DE
Hough, Scott	T
Lloyd, Doug	RB
Muecke, Tom	QB
<b>Slack, Reggie</b>	<b>QB</b>
Snyder, Brent	QB

### 1991

<b>Anderson, Herbie</b>	<b>CB</b>
<b>Johnson, Ezra</b>	<b>DE</b>
Rocker, David	DT
<b>Slack, Reggie</b>	<b>QB</b>
Thomas, Scott	T
<b>Wellman, Gary</b>	<b>WR</b>

### 1992

<b>Bailey, Mario</b>	<b>WR</b>
<b>Brown, Reggie</b>	<b>WR</b>
Campbell, Joe	RB
Davis, Anthony	LB
Gisler, Mike	G
Gray, Terry	G

Green, Anthony	WR
<b>Mays, Damon</b>	<b>WR</b>
Pharms, Charles	S

### 1993

<b>Aldridge, Melvin</b>	<b>S</b>
Benton, Gerald	WR
<b>Martin, Emanuel</b>	<b>CB</b>
<b>Maston, Le'Shai</b>	<b>RB</b>
Neal, Jeff	G/T
Truitt, Leroy	T
Williams, James	DB
<b>Williamson, Lee</b>	<b>QB</b>

### 1994

<b>Bailey, Mario</b>	<b>WR</b>
<b>Barnes, Tomur</b>	<b>CB</b>
<b>Hall, Lemanski</b>	<b>LB</b>
Jennings, Willie	DT
<b>Williamson, Lee</b>	<b>QB</b>

### 1995

Brown, Charlie	RB
<b>Evans, Josh</b>	<b>DT</b>
Harden, Linc	LB
<b>Logan, James</b>	<b>LB</b>
<b>Lundy, Dennis</b>	<b>RB</b>
Richardson, C.J.	S
<b>Strong, Jasper</b>	<b>WR</b>

### 1996

<b>Cole, Lee</b>	<b>CB</b>
Florine, Ron	T
<b>Jones, Lenoy</b>	<b>LB</b>
<b>Roberson, James</b>	<b>DE</b>
Running, Mitch	WR

Sanders, Chris	TE
----------------	----

### 1997

Adams, Louis	LB
<b>George, Spencer</b>	<b>RB</b>
<b>McCullough, George</b>	<b>CB</b>
Mustafa, Isaiah	WR
Scharf, Tim	LB
Washington, T.J.	T

### 1998

Bradley, Josh	TE
<b>George, Spencer</b>	<b>RB</b>
Gilbert, Lonnie	G
Jackson, Brad	LB
McElmurry, Blaine	S
Priester, Raymond	RB
Sprotte, Jimmy	LB
<b>Sutton, Mike</b>	<b>DE</b>
Ward, Chris	DE

### 1999

<b>Brown, Larry</b>	<b>TE</b>
Bryant, Aaron	TE
<b>Embray, Keith</b>	<b>DE</b>
Gould, Garrett	FB
Jones, Chris	LB
<b>Page, Craig</b>	<b>C</b>
Rafferty, Ian	G
Roberts, Cleve	T
<b>Walker, Rod</b>	<b>DT</b>
Ware, Brad	S

### 2000

<b>Coleman, Chris</b>	<b>WR</b>
Dearth, James	TE

**ALL-TIME PRACTICE SQUAD PLAYERS**

Gavadza, Jason TE  
**Jackson, Chris** WR  
 Koch, Aaron G  
**Leach, Mike** TE  
 McCullough, Andy WR  
**Page, Craig** C  
 Rafferty, Ian G  
**Walker, Rod** DT  
**Yamini, Bashir** WR

**2001**  
**Alexander, Dan** RB  
 Arp, Donovan DT  
 Chambers, Derrick DT  
 Combs, Derek RB  
 Costa, Dave G  
**Kocurek, Kris** DT  
**Natkin, Brian** TE  
 Patu, Saul DT  
 Taylor, Chris WR  
 Thomas, Tarlos T  
 Thweatt, Byron LB  
 White, Reggie RB

**2002**  
**Aldridge, Kevin** DE  
**Atkins, James** DT  
 Branch, Bruce CB  
 Fletcher, Bryan TE  
 Ford, Willie DB  
**Hayes, Chad** TE  
 Hebert, Jason S  
**Kassell, Brad** LB  
 Malano, Mike C  
**Martin, Matt** T  
 Newson, Kendall WR  
 O'Leary, Dan TE  
 White, Greg DE  
 Whiting, Teag G

**2003**  
 Blakley, Dwayne TE  
 Drumm, Brandon FB  
**Dunn, Anthony** DT  
 Franklin, Brad CB  
 Freeman, Robert CB  
 Fryzel, Jimmy WR  
 Harden, Cedric DT  
**Jackson, Ray** RB  
**Kramer, Jordan** LB  
 Lewis, Jermaine WR  
 Lowe, Omare DB  
**Portis, Marico** G  
 Powell, Jamal CB  
 Reid, Gabe TE  
 Smith, Steve CB  
 Walker, Marquise WR

**2004**  
 Cramer, Casey TE  
 Danielsen, Lane WR  
 Devoe, Todd WR  
 Herring, Isaac T  
 Johnson, Shawn DE  
 Kramer, Jordan LB  
 LeJeune, Norman S  
 McCoy, Derek WR  
**Payton, Jarrett** RB

**Portis, Marico** G  
**Sandy, Justin** S  
**Spencer, Cody** LB  
 Swaggert, Brent T

**2005**  
 Anderson, Jason WR  
 Bergeron, David LB  
 Douglas, Robert FB  
 Harris, Antoine DB  
 Leverette, Otis DE  
**Mauck, Matt** QB  
 Newberry, Jared LB  
**Payton, Jarrett** RB  
**Randall, Marcus** S  
 Rodriguez, Joel C  
**Sandy, Justin** S  
**Small, O.J.** WR  
**Thomas, Sloan** WR  
**Thurman, Andrae** WR  
**White, Marcus** DT

**2006**  
**Conover, Sean** DE  
**Ganther, Quinton** RB  
**Geisinger, Justin** G  
 Harris, Antoine CB  
 Matua, Fred G  
 Mauck, Matt QB  
**Nande, Terna** LB  
 Petrowski, Jamie TE  
 Ross, Richie WR  
 Snell, Isaac G  
**Toone, Spencer** LB  
**Wallace, Cooper** TE

**2007**  
**Allred, Colin** LB  
 Birdine, Larry DE  
**Cain, Jeremy** LB/FB  
 Campbell, Kurt LB  
 Cole, Marquice CB  
**Ealy, Biren** WR  
**Ganther, Quinton** RB  
 Martin, Ingle QB  
 Matua, Fred G  
 Murphy, Jason C  
**Otto, Mike** T  
 Pakulak, Glenn P  
**Petrowski, Jamie** TE  
 Snell, Isaac G  
**Vickerson, Kevin** DT  
 Wallace, Cooper TE  
 Winkler, Ulrich DE

**2008**  
 Bennett, Charles DE  
 Datish, Doug C/G  
 Davis, Tanard CB  
 Ealy, Biren WR  
**Gordon, Amon** DT  
**Harris, Tuff** DB  
 Johnson, Antonio DT  
 Jones, Derrick DT  
 Martin, Ingle QB  
 Mulligan, Matthew TE  
 Murphy, Jason C  
 Parsons, Preston QB

Petrowski, Jamie TE  
 Velasco, Fernando C/G  
**Williams, Cary** CB

**2009**  
**Bakhtiari, Eric** DE  
 Ball, Lance RB  
 Booty, John David QB  
 Brown, Kareem DL  
 Durand, Ryan G  
**Edison, Dominique** WR  
 Ferguson II, Rodney RB  
 King, Mitch DT  
 Morris, Phillip WR  
 Rivera, Mike LB  
 Schommer, Nick S  
 Trapasso, A.J. P  
**Velasco, Fernando** C/G  
**Williams, Cary** CB  
 Williams, Paul WR

**2010**  
 Butler, Carson TE  
 Corcoran, Jack FB  
**Davis, Hall** DE  
 Donaldson, Herb RB  
**Durand, Ryan** G  
 Edison, Dominique WR  
 Egboh, Pannel DE  
 Gamble, Joel FB/TE  
 Geer, Riar TE  
 Hansen, Jeff G  
 Hawkins, Chris CB  
**Ittersagen, Pete** CB  
**Matthews, Kevin** C  
 Rolle, Myron S  
 Trahan, Patrick LB

**2011**  
 Donaldson, Herb RB  
**Durand, Ryan** G  
 Egboh, Pannel DE  
 Graham, Cameron TE  
**Johnson, Robert** S  
 Kirkendoll, James WR  
 Kropog, Troy T  
 Preston, Michael WR  
 Wheatley, Terrence CB

**2012**  
 Alexander, Alvester RB  
**Barden, Brandon** TE  
 Borel, Diondre WR  
 Clayton, Zach DT  
 Creer, Lennon RB  
 DeGeare, Chris G  
**Evans, Darren** RB  
 Gibson, Thaddeus DE  
 Hazelton, Vidal WR  
 Horn, Tyler C  
 Mohamed, Mike LB  
**Mooney, Collin** FB  
**Preston, Michael** WR  
 Tuimaunei, Suesa S  
 Webb, Martell TE  
**Wilson, Tracy** S

*(Bold denotes played on Titans active roster)*

## ALL-TIME NFL EUROPA PLAYERS

*(Bold denotes played on Titans active roster)*

### 1998

	Pos.	Team
<b>McCullough, George</b>	<b>CB</b>	<b>Barcelona</b>
Mustafa, Isaiah	WR	Barcelona
<b>Ritchey, James</b>	<b>QB</b>	<b>Barcelona</b>
<b>Williams, Armon</b>	<b>S</b>	<b>Barcelona</b>

### 1999

Byrd, Israel	CB	Berlin
<b>Sutton, Mike</b>	<b>DE</b>	<b>Rhein</b>

### 2000

<b>Daft, Kevin</b>	<b>QB</b>	<b>Scotland</b>
<b>Glover, Phil</b>	<b>LB</b>	<b>Scotland</b>
Ware, Brad	S	Barcelona

### 2001

Brown, Demario	RB	Rhein
<b>Coleman, Chris</b>	<b>WR</b>	<b>Amsterdam</b>
Davis, Wade	CB	Berlin
<b>Green, Mike</b>	<b>RB</b>	<b>Barcelona</b>

### 2002

Carson, Elliott	TE	Scotland
Cooper, Rafael	RB	Amsterdam
<b>Daft, Kevin</b>	<b>QB</b>	<b>Amsterdam</b>
Rafferty, Ian	G	Amsterdam
Raynock, Chase	T	Amsterdam
Snelling, Robbie	TE	Barcelona
Thomas, Mark	TE	Rhein
Witczak, Jason	K	Rhein

### 2003

<b>Aldridge, Kevin</b>	<b>DE</b>	<b>Barcelona</b>
<b>Hayes, Chad</b>	<b>TE</b>	<b>Berlin</b>

### 2004

Blakley, Dwayne	TE	Rhein
Branch, Mario	T	Amsterdam
Jackson, Ray	RB	Berlin
Smith, Steve	CB	Cologne
Washburn, Brady	T	Amsterdam
Wright, Thomas	S	Scotland

### 2005

Herrell, Ben	T	Amsterdam
LeJeune, Norman	S	Amsterdam
Massey, Sam	CB	Berlin
<b>Payton, Jarrett</b>	<b>RB</b>	<b>Amsterdam</b>
Smith, Joe	RB	Rhein
Strong, Derrick	DE	Rhein
Swaggert, Brent	T	Cologne

### 2006

Anderson, Jason	WR	Frankfurt
Erickson, Mike	G	Berlin
Newberry, Jared	LB	Frankfurt
Rodriguez, Joel	C	Berlin
<b>Sandy, Justin</b>	<b>S</b>	<b>Frankfurt</b>
<b>Small, O.J.</b>	<b>WR</b>	<b>Amsterdam</b>

### 2007

Adibi, Nathaniel	DE	Hamburg
Douglas, Cody	G	Cologne
Pakulak, Glenn	P	Amsterdam
<b>Petrowski, Jamie</b>	<b>TE</b>	<b>Frankfurt</b>
Ross, Richie	WR	Amsterdam

## ALL-TIME STARTING QUARTERBACK SUMMARY (REGULAR SEASON)

Quarterback	Seasons	Wins	Losses	Ties	Pct.	Quarterback	Seasons	Wins	Losses	Ties	Pct.
George Blanda	1960-66	44	38	0	.537	Oliver Luck	1982-86	3	6	0	.333
Jacky Lee	1960-67	4	5	1	.450	Warren Moon	1984-93	70	69	0	.504
Don Trull	1964-69	4	9	2	.333	Brent Pease	1987-88	2	1	0	.667
Buddy Humphrey	1966	0	1	0	.000	Cody Carlson	1987-94	11	8	0	.579
Pete Beathard	1967-69	15	11	0	.577	Billy Joe Tolliver	1994	0	7	0	.000
Bob Davis	1967-69	3	2	1	.583	Bucky Richardson	1992-94	1	3	0	.250
Charley Johnson	1970-71	3	11	0	.214	Chris Chandler	1995-96	11	14	0	.440
Jerry Rhome	1970	0	3	0	.000	Steve McNair	1995-05	76	55	0	.580
John Hadl	1970	0	0	1	.500	Neil O'Donnell	1999-03	6	2	0	.750
Dan Pastorini	1971-79	53	55	0	.491	Billy Volek	2000-06	3	7	0	.300
Lynn Dickey	1971-74	2	7	1	.250	Matt Mauck	2005	0	1	0	.000
Kent Nix	1972	0	1	0	.000	Vince Young	2006-10	30	17	0	.638
John Hadl	1976-77	1	5	0	.167	Kerry Collins	2006-10	15	17	0	.469
Gifford Nielsen	1978-83	3	11	0	.214	Rusty Smith	2010-11	0	1	0	.000
Ken Stabler	1980-81	16	12	0	.571	Matt Hasselbeck	2011-12	11	10	0	.524
John Reaves	1981	1	1	0	.500	Jake Locker	2011-12	4	7	0	.364
Archie Manning	1982-83	0	8	0	.000						

## YEAR-BY-YEAR STARTING QUARTERBACKS

### 2012 (6-10)

Date	W-L	Opponent	Starter
Sept. 9	L	New England	Locker
Sept. 16	L	at San Diego	Locker
Sept. 23	W	Detroit	Locker
Sept. 30	L	at Houston	Locker
Oct. 7	L	at Minnesota	Hasselbeck
Oct. 11	W	Pittsburgh	Hasselbeck
Oct. 21	W	at Buffalo	Hasselbeck
Oct. 28	L	Indianapolis	Hasselbeck
Nov. 4	L	Chicago	Hasselbeck
Nov. 11	W	at Miami	Locker
Nov. 25	L	at Jacksonville	Locker
Dec. 2	L	Houston	Locker
Dec. 9	L	at Indianapolis	Locker
Dec. 17	W	N.Y. Jets	Locker
Dec. 23	L	at Green Bay	Locker
Dec. 30	W	Jacksonville	Locker

**Locker (4-7), Hasselbeck (2-3)**

### 2011 (9-7)

Date	W-L	Opponent	Starter
Sept. 11	L	at Jacksonville	Hasselbeck
Sept. 18	W	Baltimore	Hasselbeck
Sept. 25	W	Denver	Hasselbeck
Oct. 2	W	at Cleveland	Hasselbeck
Oct. 9	L	at Pittsburgh	Hasselbeck
Oct. 23	L	Houston	Hasselbeck
Oct. 30	W	Indianapolis	Hasselbeck
Nov. 6	L	Cincinnati	Hasselbeck
Nov. 13	W	at Carolina	Hasselbeck
Nov. 20	L	at Atlanta	Hasselbeck
Nov. 27	W	Tampa Bay	Hasselbeck
Dec. 4	W	at Buffalo	Hasselbeck
Dec. 11	L	New Orleans	Hasselbeck
Dec. 18	L	at Indianapolis	Hasselbeck
Dec. 24	W	Jacksonville	Hasselbeck
Jan. 1	W	at Houston	Hasselbeck

**Hasselbeck (9-7)**

### 2010 (6-10)

Date	W-L	Opponent	Starter
Sept. 12	W	Oakland	Young
Sept. 19	L	Pittsburgh	Young
Sept. 26	W	at N.Y. Giants	Young
Oct. 3	L	Denver	Young
Oct. 10	W	at Dallas	Young
Oct. 18	W	at Jacksonville	Young
Oct. 24	W	Philadelphia	Collins

Oct. 31	L	at San Diego	Young
Nov. 14	L	at Miami	Collins
Nov. 21	L	Washington	Young
Nov. 28	L	at Houston	Smith
Dec. 5	L	Jacksonville	Collins
Dec. 9	L	Indianapolis	Collins
Dec. 19	W	Houston	Collins
Dec. 26	L	at Kansas City	Collins
Jan. 2	L	at Indianapolis	Collins

**Young (4-4), Collins (2-5), Smith (0-1)**

### 2009 (8-8)

Date	W-L	Opponent	Starter
Sept. 10	L	at Pittsburgh	Collins
Sept. 20	L	Houston	Collins
Sept. 27	L	at N.Y. Jets	Collins
Oct. 4	L	at Jacksonville	Collins
Oct. 11	L	Indianapolis	Collins
Oct. 18	L	at New England	Collins
Nov. 1	W	Jacksonville	Young
Nov. 8	W	at San Francisco	Young
Nov. 15	W	Buffalo	Young
Nov. 23	W	at Houston	Young
Nov. 29	W	Arizona	Young
Dec. 6	L	at Indianapolis	Young
Dec. 13	W	St. Louis	Young
Dec. 20	W	Miami	Young
Dec. 25	L	San Diego	Young
Jan. 3	W	at Seattle	Young

**Young (8-2), Collins (0-6)**

### 2008 (13-3)

Date	W-L	Opponent	Starter
Sept. 7	W	Jacksonville	Young
Sept. 14	W	at Cincinnati	Collins
Sept. 21	W	Houston	Collins
Sept. 28	W	Minnesota	Collins
Oct. 5	W	at Baltimore	Collins
Oct. 19	W	at Kansas City	Collins
Oct. 27	W	Indianapolis	Collins
Nov. 2	W	Green Bay	Collins
Nov. 9	W	at Chicago	Collins
Nov. 16	W	at Jacksonville	Collins
Nov. 23	L	N.Y. Jets	Collins
Nov. 27	W	at Detroit	Collins
Dec. 7	W	Cleveland	Collins
Dec. 14	L	at Houston	Collins
Dec. 21	W	Pittsburgh	Collins
Dec. 28	L	at Indianapolis	Collins

## ALL-TIME STARTING QUARTERBACKS

### Divisional

Jan. 10	L (P)	Baltimore	Collins
---------	-------	-----------	---------

**Young (1-0), Collins (12-3, 0-1)**

### 2007 (10-6)

Date	W-L	Opponent	Starter
Sept. 9	W	at Jacksonville	Young
Sept. 16	L	Indianapolis	Young
Sept. 24	W	at New Orleans	Young
Oct. 7	W	Atlanta	Young
Oct. 14	L	at Tampa Bay	Young
Oct. 21	W	at Houston	Collins
Oct. 28	W	Oakland	Young
Nov. 4	W	Carolina	Young
Nov. 11	L	Jacksonville	Young
Nov. 19	L	at Denver	Young
Nov. 25	L	at Cincinnati	Young
Dec. 2	W	Houston	Young
Dec. 9	L	San Diego	Young
Dec. 16	W	at Kansas City	Young
Dec. 23	W	N.Y. Jets	Young
Dec. 30	W	at Indianapolis	Young

### Wild Card

Jan. 6	L (P)	at San Diego	Young
--------	-------	--------------	-------

**Young (9-6, 0-1), Collins (1-0)**

### 2006 (8-8)

Date	W-L	Opponent	Starter
Sept. 10	L	N.Y. Jets	Collins
Sept. 17	L	at San Diego	Collins
Sept. 24	L	at Miami	Collins
Oct. 1	L	Dallas	Young
Oct. 8	L	at Indianapolis	Young
Oct. 15	W	at Washington	Young
Oct. 29	W	Houston	Young
Nov. 5	L	at Jacksonville	Young
Nov. 12	L	Baltimore	Young
Nov. 19	W	at Philadelphia	Young
Nov. 26	W	N.Y. Giants	Young
Dec. 3	W	Indianapolis	Young
Dec. 10	W	at Houston	Young
Dec. 17	W	Jacksonville	Young
Dec. 24	W	at Buffalo	Young
Dec. 31	L	New England	Young

**Young (8-5), Collins (0-3)**

### 2005 (4-12)

Date	W-L	Opponent	Starter
Sept. 11	L	at Pittsburgh	McNair
Sept. 18	W	Baltimore	McNair
Sept. 25	L	at St. Louis	McNair
Oct. 2	L	Indianapolis	McNair
Oct. 9	W	at Houston	McNair
Oct. 16	L	Cincinnati	McNair
Oct. 23	L	at Arizona	Volek
Oct. 30	L	Oakland	McNair
Nov. 6	L	at Cleveland	McNair
Nov. 20	L	Jacksonville	McNair
Nov. 27	W	San Francisco	McNair
Dec. 4	L	at Indianapolis	McNair
Dec. 11	W	Houston	McNair
Dec. 18	L	Seattle	McNair
Dec. 24	L	at Miami	McNair
Jan. 1	L	at Jacksonville	Mauck

**McNair (4-10), Volek (0-1), Mauck (0-1)**

### 2004 (5-11)

Date	W-L	Opponent	Starter
Sept. 11	W	at Miami	McNair
Sept. 19	L	Indianapolis	McNair
Sept. 26	L	Jacksonville	McNair

Oct. 3	L	at San Diego	Volek
Oct. 11	W	at Green Bay	McNair
Oct. 17	L	Houston	McNair
Oct. 24	L	at Minnesota	McNair
Oct. 31	W	Cincinnati	Volek
Nov. 14	L	Chicago	Volek
Nov. 21	W	at Jacksonville	McNair
Nov. 28	L	at Houston	McNair
Dec. 5	L	at Indianapolis	Volek
Dec. 13	L	Kansas City	Volek
Dec. 19	L	at Oakland	Volek
Dec. 25	L	Denver	Volek
Jan. 2	W	Detroit	Volek

**Volek (2-6), McNair (3-5)**

### 2003 (12-4)

Date	W-L	Opponent	Starter
Sept. 7	W	Oakland	McNair
Sept. 14	L	at Indianapolis	McNair
Sept. 21	W	New Orleans	McNair
Sept. 28	W	at Pittsburgh	McNair
Oct. 5	L	at New England	McNair
Oct. 12	W	Houston	McNair
Oct. 19	W	at Carolina	McNair
Oct. 26	W	at Jacksonville	McNair
Nov. 9	W	Miami	McNair
Nov. 16	W	Jacksonville	McNair
Nov. 23	W	at Atlanta	McNair
Dec. 1	L	at N.Y. Jets	McNair
Dec. 7	L	at Indianapolis	McNair
Dec. 14	W	Buffalo	Volek
Dec. 21	W	at Houston	McNair
Dec. 28	W	Tampa Bay	O'Donnell

### Wild Card

Jan. 3	W (P)	at Baltimore	McNair
--------	-------	--------------	--------

### Divisional

Jan. 10	L (P)	at New England	McNair
---------	-------	----------------	--------

**McNair (10-4, 1-1), Volek (1-0), O'Donnell (1-0)**

### 2002 (11-5)

Date	W-L	Opponent	Starter
Sept. 8	W	Philadelphia	McNair
Sept. 15	L	at Dallas	McNair
Sept. 22	L	Cleveland	McNair
Sept. 28	L	at Oakland	McNair
Oct. 6	L	Washington	McNair
Oct. 13	W	Jacksonville	McNair
Oct. 27	W	at Cincinnati	McNair
Nov. 3	W	at Indianapolis	McNair
Nov. 10	W	Houston	McNair
Nov. 17	W	Pittsburgh	McNair
Nov. 24	L	at Baltimore	McNair
Dec. 1	W	at N.Y. Giants	McNair
Dec. 8	W	Indianapolis	McNair
Dec. 16	W	New England	McNair
Dec. 22	W	at Jacksonville	McNair
Dec. 29	W	at Houston	McNair

### Divisional

Jan. 11	W (P)	Pittsburgh	McNair
---------	-------	------------	--------

### AFC Championship

Jan. 19	L (P)	at Oakland	McNair
---------	-------	------------	--------

**McNair (11-5, 1-1)**

### 2001 (7-9)

Date	W-L	Opponent	Starter
Sept. 9	L	Miami	McNair
Sept. 23	L	at Jacksonville	O'Donnell
Oct. 7	L	at Baltimore	McNair
Oct. 14	W	Tampa Bay	McNair
Oct. 21	W	at Detroit	McNair
Oct. 29	L	at Pittsburgh	McNair

## ALL-TIME STARTING QUARTERBACKS

Nov. 4	W	Jacksonville	McNair
Nov. 12	L	Baltimore	McNair
Nov. 18	W	at Cincinnati	McNair
Nov. 25	L	Pittsburgh	McNair
Dec. 2	W	at Cleveland	McNair
Dec. 9	L	at Minnesota	McNair
Dec. 16	W	Green Bay	McNair
Dec. 22	W	at Oakland	McNair
Dec. 30	L	Cleveland	McNair
Jan. 6	L	Cincinnati	McNair

**McNair (7-8), O'Donnell (0-1)**

### 2000 (13-3)

Date	W-L	Opponent	Starter
Sept. 3	L	at Buffalo	McNair
Sept. 10	W	Kansas City	McNair
Sept. 24	W	at Pittsburgh	O'Donnell
Oct. 1	W	N.Y. Giants	McNair
Oct. 8	W	at Cincinnati	McNair
Oct. 16	W	Jacksonville	McNair
Oct. 22	W	at Baltimore	McNair
Oct. 30	W	at Washington	McNair
Nov. 5	W	Pittsburgh	McNair
Nov. 12	L	Baltimore	McNair
Nov. 19	W	Cleveland	McNair
Nov. 26	L	at Jacksonville	McNair
Dec. 3	W	at Philadelphia	McNair
Dec. 10	W	Cincinnati	McNair
Dec. 17	W	at Cleveland	McNair
Dec. 25	W	Dallas	McNair

**Divisional**

Jan. 7	L (P)	Baltimore	McNair
--------	-------	-----------	--------

**McNair (12-3, 0-1), O'Donnell (1-0)**

### 1999 (13-3)

Date	W-L	Opponent	Starter
Sept. 12	W	Cincinnati	McNair
Sept. 19	W	Cleveland	O'Donnell
Sept. 26	W	at Jacksonville	O'Donnell
Oct. 3	L	at San Francisco	O'Donnell
Oct. 10	W	Baltimore	O'Donnell
Oct. 17	W	at New Orleans	O'Donnell
Oct. 31	W	St. Louis	McNair
Nov. 7	L	at Miami	McNair
Nov. 14	W	at Cincinnati	McNair
Nov. 21	W	Pittsburgh	McNair
Nov. 28	W	at Cleveland	McNair
Dec. 5	L	at Baltimore	McNair
Dec. 9	W	Oakland	McNair
Dec. 19	W	Atlanta	McNair
Dec. 26	W	Jacksonville	McNair
Jan. 2	W	at Pittsburgh	McNair

**Wild Card**

Jan. 8	W (P)	Buffalo	McNair
--------	-------	---------	--------

**Divisional**

Jan. 16	W (P)	at Indianapolis	McNair
---------	-------	-----------------	--------

**AFC Championship**

Jan. 23	W (P)	at Jacksonville	McNair
---------	-------	-----------------	--------

**Super Bowl XXXIV**

Jan. 30	L (P)	St. Louis	McNair
---------	-------	-----------	--------

**McNair (9-2, 3-1), O'Donnell (4-1)**

### 1998 (8-8)

Date	W-L	Opponent	Starter
Sept. 6	W	at Cincinnati	McNair
Sept. 13	L	San Diego	McNair
Sept. 20	L	at New England	McNair
Sept. 27	L	Jacksonville	McNair
Oct. 11	W	at Baltimore	McNair
Oct. 18	W	Cincinnati	McNair
Oct. 25	L	Chicago	McNair
Nov. 1	W	at Pittsburgh	McNair

Nov. 8	W	at Tampa Bay	McNair
Nov. 15	W	Pittsburgh	McNair
Nov. 22	L	N.Y. Jets	McNair
Nov. 29	L	at Seattle	McNair
Dec. 6	W	Baltimore	McNair
Dec. 13	W	at Jacksonville	McNair
Dec. 20	L	at Green Bay	McNair
Dec. 26	L	Minnesota	McNair

**McNair (8-8)**

### 1997 (8-8)

Date	W-L	Opponent	Starter
Aug. 31	W	Oakland	McNair
Sept. 7	L	at Miami	McNair
Sept. 21	L	Baltimore	McNair
Sept. 28	L	at Pittsburgh	McNair
Oct. 5	L	at Seattle	McNair
Oct. 12	W	Cincinnati	McNair
Oct. 19	W	Washington	McNair
Oct. 26	W	at Arizona	McNair
Nov. 2	L	Jacksonville	McNair
Nov. 9	W	N.Y. Giants	McNair
Nov. 16	L	at Jacksonville	McNair
Nov. 23	W	Buffalo	McNair
Nov. 27	W	at Dallas	McNair
Dec. 4	L	at Cincinnati	McNair
Dec. 14	L	at Baltimore	McNair
Dec. 21	W	Pittsburgh	McNair

**McNair (8-8)**

### 1996 (8-8)

Date	W-L	Opponent	Starter
Sept. 1	L	Kansas City	Chandler
Sept. 8	W	at Jacksonville	Chandler
Sept. 15	W	Baltimore	Chandler
Sept. 29	L	at Pittsburgh	Chandler
Oct. 6	W	at Cincinnati	Chandler
Oct. 13	W	at Atlanta	Chandler
Oct. 20	W	Pittsburgh	Chandler
Oct. 27	L	San Francisco	Chandler
Nov. 3	L	at Seattle	McNair
Nov. 10	W	at New Orleans	Chandler
Nov. 17	L	Miami	Chandler
Nov. 24	L	Carolina	Chandler
Dec. 1	W	N.Y. Jets	McNair
Dec. 8	L	Jacksonville	McNair
Dec. 15	L	Cincinnati	Chandler
Dec. 22	W	at Baltimore	McNair

**Chandler (6-6), McNair (2-2)**

### 1995 (7-9)

Date	W-L	Opponent	Starter
Sept. 3	W	at Jacksonville	Chandler
Sept. 10	L	Pittsburgh	Chandler
Sept. 17	L	Cleveland	Furrer
Sept. 24	W	at Cincinnati	Chandler
Oct. 1	L	Jacksonville	Chandler
Oct. 8	L	at Minnesota	Chandler
Oct. 22	L	at Chicago	Chandler
Oct. 29	W	Tampa Bay	Chandler
Nov. 5	W	at Cleveland	Chandler
Nov. 12	L	Cincinnati	Chandler
Nov. 19	L	at Kansas City	Chandler
Nov. 26	W	Denver	Chandler
Dec. 3	L	at Pittsburgh	Chandler
Dec. 10	L	Detroit	Chandler
Dec. 17	W	N.Y. Jets	McNair
Dec. 24	W	Buffalo	McNair

**Chandler (5-8), McNair (2-0), Furrer (0-1)**



## ALL-TIME STARTING QUARTERBACKS

### 1994 (2-14)

Date	W-L	Opponent	Starter
Sept. 4	L	at Indianapolis	Carlson
Sept. 11	L	at Dallas	Richardson
Sept. 18	L	Buffalo	Richardson
Sept. 25	W	Cincinnati	Carlson
Oct. 3	L	at Pittsburgh	Carlson
Oct. 13	L	Cleveland	Richardson
Oct. 24	L	at Philadelphia	Carlson
Oct. 30	L	at L.A. Raiders	Tolliver
Nov. 6	L	Pittsburgh	Carlson
Nov. 13	L	at Cincinnati	Tolliver
Nov. 21	L	N.Y. Giants	Tolliver
Nov. 27	L	at Cleveland	Tolliver
Dec. 4	L	Arizona	Tolliver
Dec. 11	L	Seattle	Tolliver
Dec. 18	L	at Kansas City	Tolliver
Dec. 24	W	N.Y. Jets	Richardson

**Tolliver (0-7), Carlson (1-4), Richardson (1-3)**

### 1993 (12-4)

Date	W-L	Opponent	Starter
Sept. 5	L	at New Orleans	Moon
Sept. 12	W	Kansas City	Moon
Sept. 19	L	at San Diego	Moon
Sept. 26	L	L.A. Rams	Moon
Oct. 11	L	at Buffalo	Moon
Oct. 17	W	at New England	Carlson
Oct. 24	W	Cincinnati	Moon
Nov. 7	W	Seattle	Moon
Nov. 14	W	at Cincinnati	Moon
Nov. 21	W	at Cleveland	Moon
Nov. 28	W	Pittsburgh	Moon
Dec. 5	W	Atlanta	Moon
Dec. 12	W	Cleveland	Moon
Dec. 19	W	at Pittsburgh	Moon
Dec. 25	W	at San Francisco	Moon
Jan. 2	W	N.Y. Jets	Carlson

#### Divisional

Jan. 16	L (P)	Kansas City	Moon
---------	-------	-------------	------

**Moon (10-4, 0-1), Carlson (2-0)**

### 1992 (10-6)

Date	W-L	Opponent	Starter
Sept. 6	L	Pittsburgh	Moon
Sept. 13	W	at Indianapolis	Moon
Sept. 20	W	Kansas City	Moon
Sept. 27	W	San Diego	Moon
Oct. 11	W	at Cincinnati	Moon
Oct. 18	L	at Denver	Moon
Oct. 25	W	Cincinnati	Moon
Nov. 1	L	at Pittsburgh	Moon
Nov. 8	L	Cleveland	Moon
Nov. 15	W	at Minnesota	Moon
Nov. 22	L	at Miami	Carlson
Nov. 26	W	at Detroit	Carlson
Dec. 7	W	Chicago	Carlson
Dec. 13	L	Green Bay	Carlson
Dec. 20	W	at Cleveland	Carlson
Dec. 27	W	Buffalo	Carlson

#### Wild Card

Jan. 3	L (P)	at Buffalo	Moon
--------	-------	------------	------

**Moon (6-4, 0-1), Carlson (4-2)**

### 1991 (11-5)

Date	W-L	Opponent	Starter
Sept. 1	W	L.A. Raiders	Moon
Sept. 8	W	at Cincinnati	Moon
Sept. 16	W	Kansas City	Moon
Sept. 22	L	at New England	Moon
Oct. 6	W	Denver	Moon

Oct. 13	W	at N.Y. Jets	Moon
Oct. 20	W	at Miami	Moon
Oct. 27	W	Cincinnati	Moon
Nov. 3	L	at Washington	Moon
Nov. 10	W	Dallas	Moon
Nov. 17	W	Cleveland	Moon
Nov. 24	L	at Pittsburgh	Moon
Dec. 2	L	Philadelphia	Moon
Dec. 8	W	Pittsburgh	Moon
Dec. 15	W	at Cleveland	Moon
Dec. 21	L	at N.Y. Giants	Moon

#### Wild Card

Dec. 29	W (P)	N.Y. Jets	Moon
---------	-------	-----------	------

#### Divisional

Jan. 4	L (P)	at Denver	Moon
--------	-------	-----------	------

**Moon (11-5, 1-1)**

### 1990 (9-7)

Date	W-L	Opponent	Starter
Sept. 9	L	at Atlanta	Moon
Sept. 16	L	at Pittsburgh	Moon
Sept. 23	W	Indianapolis	Moon
Sept. 30	W	at San Diego	Moon
Oct. 7	L	San Francisco	Moon
Oct. 14	W	Cincinnati	Moon
Oct. 21	W	New Orleans	Moon
Oct. 28	L	N.Y. Jets	Moon
Nov. 4	L	at L.A. Rams	Moon
Nov. 18	W	at Cleveland	Moon
Nov. 25	W	Buffalo	Moon
Dec. 2	L	at Seattle	Moon
Dec. 9	W	Cleveland	Moon
Dec. 16	W	at Kansas City	Moon
Dec. 23	L	at Cincinnati	Moon
Dec. 30	W	Pittsburgh	Carlson

#### Wild Card

Jan. 6	L (P)	at Cincinnati	Carlson
--------	-------	---------------	---------

**Moon (8-7), Carlson (1-0, 0-1)**

### 1989 (9-7)

Date	W-L	Opponent	Starter
Sept. 10	L	at Minnesota	Moon
Sept. 17	W	at San Diego	Moon
Sept. 24	L	Buffalo	Moon
Oct. 1	W	Miami	Moon
Oct. 8	L	at New England	Moon
Oct. 15	W	at Chicago	Moon
Oct. 22	W	Pittsburgh	Moon
Oct. 29	L	at Cleveland	Moon
Nov. 5	W	Detroit	Moon
Nov. 13	W	Cincinnati	Moon
Nov. 19	W	L.A. Raiders	Moon
Nov. 26	L	at Kansas City	Moon
Dec. 3	W	at Pittsburgh	Moon
Dec. 10	W	Tampa Bay	Moon
Dec. 17	L	at Cincinnati	Moon
Dec. 23	L	Cleveland	Moon

#### Wild Card

Dec. 31	L (P)	Pittsburgh	Moon
---------	-------	------------	------

**Moon (9-7, 0-1)**

### 1988 (10-6)

Date	W-L	Opponent	Starter
Sept. 4	W	at Indianapolis	Moon
Sept. 11	W	L.A. Raiders	Carlson
Sept. 18	L	at N.Y. Jets	Carlson
Sept. 25	W	New England	Carlson
Oct. 2	L	at Philadelphia	Carlson
Oct. 9	W	Kansas City	Carlson
Oct. 16	W	at Pittsburgh	Moon
Oct. 23	L	at Cincinnati	Moon
Oct. 30	W	Washington	Moon

## ALL-TIME STARTING QUARTERBACKS

Nov. 7	W	Cleveland	Moon
Nov. 13	L	at Seattle	Moon
Nov. 20	W	Phoenix	Moon
Nov. 24	W	at Dallas	Moon
Dec. 4	L	Pittsburgh	Moon
Dec. 11	W	Cincinnati	Moon
Dec. 18	L	at Cleveland	Moon
<b>Wild Card</b>			
Dec. 24	W (P)	at Cleveland	Moon
<b>Divisional</b>			
Jan. 1	L (P)	at Buffalo	Moon
<b>Moon (7-4, 1-1), Carlson (3-2)</b>			

### 1987 (9-6)

Date	W-L	Opponent	Starter
Sept. 13	W	L.A. Rams	Moon
Sept. 20	L	at Buffalo	Moon
Oct. 4	W	at Denver	Pease
Oct. 11	W	at Cleveland	Pease
Oct. 18	L	New England	Pease
Oct. 25	W	Atlanta	Moon
Nov. 1	W	at Cincinnati	Moon
Nov. 8	L	at San Francisco	Moon
Nov. 15	W	at Pittsburgh	Moon
Nov. 22	L	Cleveland	Moon
Nov. 29	L	at Indianapolis	Moon
Dec. 6	W	San Diego	Moon
Dec. 13	L	at New Orleans	Moon
Dec. 20	W	Pittsburgh	Moon
Dec. 27	W	Cincinnati	Moon
<b>Wild Card</b>			
Jan. 3	W (P)	Seattle	Moon
<b>Divisional</b>			
Jan. 10	L (P)	at Denver	Moon
<b>Moon (7-5, 1-1), Pease (2-1)</b>			

### 1986 (5-11)

Date	W-L	Opponent	Starter
Sept. 7	W	at Green Bay	Moon
Sept. 14	L	Cleveland	Moon
Sept. 21	L	at Kansas City	Moon
Sept. 28	L	Pittsburgh	Moon
Oct. 5	L	at Detroit	Moon
Oct. 12	L	Chicago	Moon
Oct. 19	L	at Cincinnati	Moon
Oct. 26	L	L.A. Raiders	Moon
Nov. 2	L	at Miami	Moon
Nov. 9	W	Cincinnati	Moon
Nov. 16	L	at Pittsburgh	Moon
Nov. 23	W	Indianapolis	Moon
Nov. 30	L	at Cleveland	Moon
Dec. 7	L	at San Diego	Luck
Dec. 14	W	Minnesota	Moon
Dec. 21	W	Buffalo	Moon
<b>Moon (5-10), Luck (0-1)</b>			

### 1985 (5-11)

Date	W-L	Opponent	Starter
Sept. 8	W	Miami	Moon
Sept. 15	L	at Washington	Moon
Sept. 22	L	at Pittsburgh	Moon
Sept. 29	L	Dallas	Moon
Oct. 6	L	at Denver	Moon
Oct. 13	L	Cleveland	Moon
Oct. 20	W	Cincinnati	Moon
Oct. 27	W	at St. Louis	Moon
Nov. 3	W	Kansas City	Moon
Nov. 10	L	at Buffalo	Moon
Nov. 17	L	Pittsburgh	Moon
Nov. 24	W	San Diego	Luck
Dec. 1	L	at Cincinnati	Luck
Dec. 8	L	N.Y. Giants	Moon

Dec. 15	L	at Cleveland	Moon
Dec. 22	L	at Indianapolis	Moon
<b>Moon (4-10), Luck (1-1)</b>			

### 1984 (3-13)

Date	W-L	Opponent	Starter
Sept. 2	L	L.A. Raiders	Moon
Sept. 9	L	Indianapolis	Moon
Sept. 16	L	at San Diego	Moon
Sept. 23	L	at Atlanta	Moon
Sept. 30	L	New Orleans	Moon
Oct. 7	L	at Cincinnati	Moon
Oct. 14	L	at Miami	Moon
Oct. 21	L	San Francisco	Moon
Oct. 28	L	Cincinnati	Moon
Nov. 4	L	at Pittsburgh	Moon
Nov. 11	W	at Kansas City	Moon
Nov. 18	W	N.Y. Jets	Moon
Nov. 25	L	at Cleveland	Moon
Dec. 2	W	Pittsburgh	Moon
Dec. 9	L	at L.A. Rams	Moon
Dec. 16	L	Cleveland	Moon

### Moon (3-13)

### 1983 (2-14)

Date	W-L	Opponent	Starter
Sept. 4	L	Green Bay	Manning
Sept. 11	L	at L.A. Raiders	Manning
Sept. 18	L	Pittsburgh	Manning
Sept. 25	L	at Buffalo	Nielsen
Oct. 2	L	at Pittsburgh	Nielsen
Oct. 9	L	Denver	Nielsen
Oct. 16	L	at Minnesota	Nielsen
Oct. 23	L	Kansas City	Nielsen
Oct. 30	L	at Cleveland	Nielsen
Nov. 6	L	Cincinnati	Nielsen
Nov. 13	W	Detroit	Luck
Nov. 20	L	at Cincinnati	Luck
Nov. 27	L	at Tampa Bay	Luck
Dec. 4	L	Miami	Luck
Dec. 11	W	Cleveland	Luck
Dec. 18	L	at Baltimore	Luck

### Nielsen (0-7), Luck (2-4), Manning (0-3)

### 1982 (1-8)

Date	W-L	Opponent	Starter
Sept. 12	L	at Cincinnati	Nielsen
Sept. 19	W	Seattle	Nielsen
Nov. 21	L	Pittsburgh	Nielsen
Nov. 28	L	at New England	Manning
Dec. 5	L	at N.Y. Giants	Manning
Dec. 13	L	Dallas	Manning
Dec. 19	L	at Philadelphia	Manning
Dec. 26	L	Cleveland	Manning
Jan. 2	L	Cincinnati	Nielsen

### Nielsen (1-3), Manning (0-5)

### 1981 (7-9)

Date	W-L	Opponent	Starter
Sept. 6	W	at L.A. Rams	Stabler
Sept. 13	W	at Cleveland	Stabler
Sept. 20	L	Miami	Stabler
Sept. 27	L	at N.Y. Jets	Stabler
Oct. 4	W	Cincinnati	Stabler
Oct. 11	W	Seattle	Stabler
Oct. 18	L	at New England	Stabler
Oct. 26	L	at Pittsburgh	Stabler
Nov. 1	L	at Cincinnati	Stabler
Nov. 8	W	Oakland	Reaves
Nov. 15	L	at Kansas City	Reaves
Nov. 22	L	New Orleans	Stabler

## ALL-TIME STARTING QUARTERBACKS

Nov. 29	L	Atlanta	Stabler
Dec. 3	W	Cleveland	Stabler
Dec. 13	L	at San Francisco	Nielsen
Dec. 20	W	Pittsburgh	Nielsen

**Stabler (5-7), Reaves (1-1), Nielsen (1-1)**

### 1980 (11-5)

Date	W-L	Opponent	Starter
Sept. 7	L	at Pittsburgh	Stabler
Sept. 15	W	at Cleveland	Stabler
Sept. 21	W	Baltimore	Stabler
Sept. 28	W	at Cincinnati	Stabler
Oct. 5	L	Seattle	Stabler
Oct. 12	L	at Kansas City	Stabler
Oct. 19	W	Tampa Bay	Stabler
Oct. 26	W	Cincinnati	Stabler
Nov. 2	W	at Denver	Stabler
Nov. 10	W	New England	Stabler
Nov. 16	W	at Chicago	Stabler
Nov. 23	L	at N.Y. Jets	Stabler
Nov. 30	L	Cleveland	Stabler
Dec. 4	W	Pittsburgh	Stabler
Dec. 14	W	at Green Bay	Stabler
Dec. 21	W	Minnesota	Stabler

#### Wild Card

Dec. 28	L (P)	at Oakland	Stabler
---------	-------	------------	---------

**Stabler (11-5, 0-1)**

### 1979 (11-5)

Date	W-L	Opponent	Starter
Sept. 2	W	at Washington	Pastorini
Sept. 9	L	at Pittsburgh	Pastorini
Sept. 16	W	Kansas City	Nielsen
Sept. 23	W	at Cincinnati	Pastorini
Sept. 30	W	Cleveland	Pastorini
Oct. 7	L	St. Louis	Pastorini
Oct. 14	W	at Baltimore	Pastorini
Oct. 21	L	at Seattle	Pastorini
Oct. 28	W	N.Y. Jets	Pastorini
Nov. 5	W	at Miami	Pastorini
Nov. 11	W	Oakland	Pastorini
Nov. 18	W	Cincinnati	Pastorini
Nov. 22	W	at Dallas	Pastorini
Dec. 2	L	at Cleveland	Pastorini
Dec. 10	W	Pittsburgh	Pastorini
Dec. 16	L	Philadelphia	Pastorini

#### Wild Card

Dec. 23	W (P)	Denver	Pastorini
---------	-------	--------	-----------

#### Divisional

Dec. 29	W (P)	at San Diego	Nielsen
---------	-------	--------------	---------

#### AFC Championship

Jan. 6	L (P)	at Pittsburgh	Pastorini
--------	-------	---------------	-----------

**Pastorini (10-5, 1-1), Nielsen (1-0, 1-0)**

### 1978 (10-6)

Date	W-L	Opponent	Starter
Sept. 3	L	at Atlanta	Pastorini
Sept. 10	W	at Kansas City	Pastorini
Sept. 17	W	San Francisco	Pastorini
Sept. 24	L	L.A. Rams	Pastorini
Oct. 1	W	at Cleveland	Pastorini
Oct. 8	L	at Oakland	Pastorini
Oct. 15	W	Buffalo	Pastorini
Oct. 23	W	at Pittsburgh	Pastorini
Oct. 29	L	at Cincinnati	Pastorini
Nov. 5	W	Cleveland	Pastorini
Nov. 12	W	at New England	Pastorini
Nov. 20	W	Miami	Pastorini
Nov. 26	W	Cincinnati	Pastorini
Dec. 3	L	Pittsburgh	Pastorini
Dec. 10	W	at New Orleans	Pastorini
Dec. 17	L	San Diego	Pastorini

#### Wild Card

Dec. 24	W (P)	at Miami	Pastorini
---------	-------	----------	-----------

#### Divisional

Dec. 31	W (P)	at New England	Pastorini
---------	-------	----------------	-----------

#### AFC Championship

Jan. 7	L (P)	at Pittsburgh	Pastorini
--------	-------	---------------	-----------

**Pastorini (10-6, 2-1)**

### 1977 (8-6)

Date	W-L	Opponent	Starter
Sept. 18	W	N.Y. Jets	Pastorini
Sept. 25	W	at Green Bay	Pastorini
Oct. 2	L	at Miami	Pastorini
Oct. 9	W	Pittsburgh	Pastorini
Oct. 16	L	Cleveland	Hadl
Oct. 23	L	at Pittsburgh	Pastorini
Oct. 30	L	at Cincinnati	Hadl
Nov. 6	W	Chicago	Pastorini
Nov. 13	L	at Oakland	Pastorini
Nov. 20	W	at Seattle	Pastorini
Nov. 27	W	Kansas City	Pastorini
Dec. 4	L	Denver	Pastorini
Dec. 11	W	at Cleveland	Pastorini

Dec. 18	W	Cincinnati	Pastorini
---------	---	------------	-----------

**Pastorini (8-4), Hadl (0-2)**

### 1976 (5-9)

Date	W-L	Opponent	Starter
Sept. 12	W	Tampa Bay	Pastorini
Sept. 19	W	at Buffalo	Pastorini
Sept. 26	L	Oakland	Pastorini
Oct. 3	W	at New Orleans	Pastorini
Oct. 10	W	Denver	Pastorini
Oct. 17	L	at San Diego	Pastorini
Oct. 24	L	Cincinnati	Pastorini
Nov. 1	L	at Baltimore	Pastorini
Nov. 7	L	Cleveland	Pastorini
Nov. 14	L	at Cincinnati	Hadl
Nov. 21	L	at Pittsburgh	Hadl
Nov. 28	W	Atlanta	Hadl
Dec. 5	L	at Cleveland	Hadl
Dec. 11	L	Pittsburgh	Pastorini

**Pastorini (4-6), Hadl (1-3)**

### 1975 (10-4)

Date	W-L	Opponent	Starter
Sept. 21	W	at New England	Pastorini
Sept. 28	W	San Diego	Pastorini
Oct. 5	L	Cincinnati	Pastorini
Oct. 12	W	at Cleveland	Pastorini
Oct. 19	W	Washington	Pastorini
Oct. 26	W	Detroit	Pastorini
Nov. 2	W	at Kansas City	Pastorini
Nov. 9	L	at Pittsburgh	Pastorini
Nov. 16	W	Miami	Pastorini
Nov. 24	L	Pittsburgh	Pastorini
Nov. 30	L	at Cincinnati	Pastorini
Dec. 7	W	at San Francisco	Pastorini
Dec. 14	W	at Oakland	Pastorini
Dec. 21	W	Cleveland	Pastorini

**Pastorini (10-4)**

### 1974 (7-7)

Date	W-L	Opponent	Starter
Sept. 15	W	San Diego	Dickey
Sept. 22	L	at Cleveland	Dickey
Sept. 29	L	Kansas City	Dickey
Oct. 6	L	Pittsburgh	Dickey
Oct. 13	L	at Minnesota	Pastorini
Oct. 20	L	St. Louis	Pastorini

## ALL-TIME STARTING QUARTERBACKS

Oct. 27	W	at Cincinnati	Pastorini
Nov. 3	W	at N.Y. Jets	Pastorini
Nov. 10	W	at Buffalo	Pastorini
Nov. 17	W	Cincinnati	Pastorini
Nov. 24	L	Dallas	Pastorini
Dec. 1	W	at Pittsburgh	Pastorini
Dec. 8	L	at Denver	Pastorini
Dec. 15	W	Cleveland	Pastorini

**Pastorini (6-4), Dickey (1-3)**

### 1973 (1-13)

Date	W-L	Opponent	Starter
Sept. 16	L	at N.Y. Giants	Pastorini
Sept. 23	L	at Cincinnati	Pastorini
Sept. 30	L	Pittsburgh	Pastorini
Oct. 7	L	L.A. Rams	Pastorini
Oct. 14	L	Denver	Pastorini
Oct. 21	L	at Cleveland	Pastorini
Oct. 28	L	at Chicago	Pastorini
Nov. 4	W	at Baltimore	Dickey
Nov. 11	L	Cleveland	Dickey
Nov. 18	L	at Kansas City	Dickey
Nov. 25	L	New England	Dickey
Dec. 2	L	Oakland	Pastorini
Dec. 9	L	at Pittsburgh	Pastorini
Dec. 16	L	Cincinnati	Pastorini

**Pastorini (0-10), Dickey (1-3)**

### 1972 (1-13)

Date	W-L	Opponent	Starter
Sept. 17	L	at Denver	Pastorini
Sept. 24	L	at Miami	Pastorini
Oct. 1	W	N.Y. Jets	Pastorini
Oct. 9	L	Oakland	Pastorini
Oct. 15	L	at Pittsburgh	Pastorini
Oct. 22	L	Cleveland	Pastorini
Oct. 29	L	at Cincinnati	Pastorini
Nov. 5	L	at Cleveland	Pastorini
Nov. 12	L	Philadelphia	Pastorini
Nov. 19	L	Green Bay	Pastorini
Nov. 26	L	at San Diego	Pastorini
Dec. 3	L	at Atlanta	Pastorini
Dec. 10	L	Pittsburgh	Pastorini
Dec. 17	L	Cincinnati	Nix

**Pastorini (1-12), Nix (0-1)**

### 1971 (4-9-1)

Date	W-L	Opponent	Starter
Sept. 19	L	at Cleveland	Johnson
Sept. 26	L	Kansas City	Johnson
Oct. 3	T	New Orleans	Dickey
Oct. 10	L	at Washington	Johnson
Oct. 17	L	Detroit	Pastorini
Oct. 24	L	at Pittsburgh	Pastorini
Oct. 31	W	Cincinnati	Pastorini
Nov. 7	L	at New England	Pastorini
Nov. 14	L	at Oakland	Dickey
Nov. 21	L	at Cincinnati	Pastorini
Nov. 28	L	Cleveland	Johnson
Dec. 5	W	Pittsburgh	Pastorini
Dec. 12	W	at Buffalo	Pastorini
Dec. 19	W	San Diego	Pastorini

**Johnson (0-4), Pastorini (4-4), Dickey (0-1-1)**

### 1970 (3-10-1)

Date	W-L	Opponent	Starter
Sept. 20	W	at Pittsburgh	Johnson
Sept. 27	L	Miami	Johnson
Oct. 4	W	at Cincinnati	Johnson
Oct. 11	L	Baltimore	Johnson
Oct. 18	L	Pittsburgh	Johnson

Oct. 25	T	at San Diego	Hadl
Nov. 1	L	at St. Louis	Rhyme
Nov. 8	L	at Kansas City	Johnson
Nov. 15	L	San Francisco	Johnson
Nov. 22	L	at Cleveland	Johnson
Nov. 29	W	Denver	Johnson
Dec. 7	L	Cleveland	Johnson
Dec. 13	L	Cincinnati	Rhyme
Dec. 20	L	at Dallas	Rhyme

**Johnson (3-7), Rhyme (0-3), Hadl (0-0-1)**

### 1969 (6-6-2)

Date	W-L	Opponent	Starter
Sept. 14	L	at Oakland	Beathard
Sept. 21	W	at Buffalo	Beathard
Sept. 28	W	Miami	Beathard
Oct. 5	W	Buffalo	Beathard
Oct. 12	L	at Kansas City	Beathard
Oct. 20	L	at N.Y. Jets	Beathard
Oct. 26	W	Denver	Beathard
Nov. 2	L	at Boston	Beathard
Nov. 9	T	Cincinnati	Trull
Nov. 16	T	at Denver	Trull
Nov. 23	W	at Miami	Beathard
Nov. 27	L	San Diego	Beathard
Dec. 6	L	N.Y. Jets	Trull
Dec. 14	W	Boston	Beathard

#### Playoff

Dec. 21	L (P)	at Oakland	Beathard
---------	-------	------------	----------

**Beathard (6-5, 0-1), Trull (0-1-2)**

### 1968 (7-7)

Date	W-L	Opponent	Starter
Sept. 9	L	Kansas City	Beathard
Sept. 14	W	at Miami	Beathard
Sept. 21	L	at San Diego	Beathard
Sept. 29	L	Oakland	Beathard
Oct. 6	L	Miami	Davis
Oct. 13	W	at Boston	Davis
Oct. 20	L	N.Y. Jets	Davis
Oct. 27	W	at Buffalo	Trull
Nov. 3	W	at Cincinnati	Trull
Nov. 10	L	at N.Y. Jets	Trull
Nov. 17	W	Denver	Beathard
Nov. 28	L	at Kansas City	Beathard
Dec. 7	W	Buffalo	Beathard
Dec. 15	W	Boston	Trull

**Beathard (3-4), Trull (3-1), Davis (1-2)**

### 1967 (9-4-1)

Date	W-L	Opponent	Starter
Sept. 9	L	Kansas City	Lee
Sept. 17	W	at Buffalo	Lee
Sept. 24	L	at San Diego	Lee
Oct. 1	W	Denver	Beathard
Oct. 15	T	at N.Y. Jets	Davis
Oct. 22	W	at Kansas City	Davis
Oct. 29	W	Buffalo	Beathard
Nov. 5	L	at Boston	Beathard
Nov. 12	W	at Denver	Beathard
Nov. 26	W	Boston	Beathard
Dec. 3	W	Miami	Beathard
Dec. 10	L	Oakland	Beathard
Dec. 16	W	San Diego	Beathard
Dec. 23	W	at Miami	Beathard

#### AFL Championship

Dec. 31	L (P)	at Oakland	Beathard
---------	-------	------------	----------

**Beathard (7-2, 0-1), Lee (1-2), Davis (1-0-1)**

## ALL-TIME STARTING QUARTERBACKS

### 1966 (3-11)

Date	W-L	Opponent	Starter
Sept. 3	W	Denver	Blanda
Sept. 10	W	Oakland	Blanda
Sept. 18	L	at N.Y. Jets	Blanda
Sept. 25	L	at Buffalo	Blanda
Oct. 2	L	at Denver	Blanda
Oct. 16	W	N.Y. Jets	Blanda
Oct. 23	L	Miami	Blanda
Oct. 30	L	at Kansas City	Blanda
Nov. 6	L	at Oakland	Trull
Nov. 13	L	at Boston	Trull
Nov. 20	L	Buffalo	Trull
Dec. 4	L	San Diego	Trull
Dec. 11	L	Boston	Humphrey
Dec. 18	L	at Miami	Trull

**Blanda (3-5), Trull (0-5), Humphrey (0-1)**

### 1965 (4-10)

Date	W-L	Opponent	Starter
Sept. 12	W	N.Y. Jets	Blanda
Sept. 19	W	Boston	Blanda
Sept. 26	L	at Oakland	Blanda
Oct. 3	L	at San Diego	Blanda
Oct. 17	L	at Denver	Blanda
Oct. 24	W	Kansas City	Trull
Oct. 31	W	at Buffalo	Trull
Nov. 7	L	Oakland	Blanda
Nov. 14	L	Denver	Blanda
Nov. 21	L	at N.Y. Jets	Blanda
Nov. 28	L	at Kansas City	Blanda
Dec. 5	L	Buffalo	Blanda
Dec. 12	L	San Diego	Trull
Dec. 18	L	at Boston	Blanda

**Blanda (2-9), Trull (2-1)**

### 1964 (4-10)

Date	W-L	Opponent	Starter
Sept. 12	L	at San Diego	Blanda
Sept. 19	W	Oakland	Blanda
Sept. 27	W	at Denver	Blanda
Oct. 4	L	at Kansas City	Blanda
Oct. 11	L	Buffalo	Blanda
Oct. 17	L	at N.Y. Jets	Blanda
Oct. 25	L	San Diego	Blanda
Nov. 1	L	at Buffalo	Blanda
Nov. 6	L	at Boston	Blanda
Nov. 15	L	at Oakland	Blanda
Nov. 22	L	Kansas City	Trull
Nov. 29	L	Boston	Blanda
Dec. 13	W	N.Y. Jets	Blanda
Dec. 20	W	Denver	Blanda

**Blanda (4-9), Trull (0-1)**

### 1963 (6-8)

Date	W-L	Opponent	Starter
Sept. 7	L	Oakland	Blanda
Sept. 14	W	Denver	Blanda
Sept. 22	L	at N.Y. Jets	Blanda
Sept. 28	W	Buffalo	Blanda
Oct. 6	L	Kansas City	Blanda
Oct. 13	W	Denver	Blanda
Oct. 20	W	Buffalo	Blanda
Oct. 27	W	Kansas City	Blanda
Nov. 1	L	at Boston	Blanda
Nov. 10	W	N.Y. Jets	Blanda

Dec. 1	L	at San Diego	Blanda
Dec. 8	L	Boston	Blanda
Dec. 15	L	San Diego	Lee
Dec. 22	L	at Oakland	Blanda

**Blanda (6-7), Lee (0-1)**

### 1962 (11-3)

Date	W-L	Opponent	Starter
Sept. 9	W	at Buffalo	Blanda
Sept. 16	L	at Boston	Blanda
Sept. 23	W	at San Diego	Blanda
Oct. 7	W	Buffalo	Blanda
Oct. 14	W	N.Y. Titans	Blanda
Oct. 21	L	at Denver	Blanda
Oct. 28	L	Dallas	Blanda
Nov. 4	W	at Dallas	Blanda
Nov. 11	W	at Oakland	Blanda
Nov. 18	W	Boston	Blanda
Nov. 25	W	San Diego	Blanda
Dec. 2	W	Denver	Blanda
Dec. 9	W	Oakland	Blanda
Dec. 15	W	at N.Y. Titans	Blanda

#### AFL Championship

Dec. 23	L (P)	Dallas	Blanda
---------	-------	--------	--------

**Blanda (11-3, 0-1)**

### 1961 (10-3-1)

Date	W-L	Opponent	Starter
Sept. 9	W	Oakland	Blanda
Sept. 24	L	at San Diego	Blanda
Oct. 1	L	at Dallas	Blanda
Oct. 8	L	Buffalo	Lee
Oct. 13	T	at Boston	Lee
Oct. 22	W	Dallas	Lee
Oct. 29	W	at Buffalo	Blanda
Nov. 5	W	at Denver	Blanda
Nov. 12	W	Boston	Blanda
Nov. 19	W	N.Y. Titans	Blanda
Nov. 26	W	Denver	Blanda
Dec. 3	W	San Diego	Blanda
Dec. 10	W	at N.Y. Titans	Blanda
Dec. 17	W	at Oakland	Blanda

#### AFL Championship

Dec. 24	W (P)	at San Diego	Blanda
---------	-------	--------------	--------

**Blanda (9-2, 1-0), Lee (1-1-1)**

### 1960 (10-4)

Date	W-L	Opponent	Starter
Sept. 11	W	at Oakland	Blanda
Sept. 18	W	L.A. Chargers	Blanda
Sept. 25	L	Oakland	Blanda
Oct. 9	W	N.Y. Titans	Blanda
Oct. 16	W	Dallas	Blanda
Oct. 23	W	at N.Y. Titans	Blanda
Oct. 30	L	at Buffalo	Blanda
Nov. 6	W	at Denver	Blanda
Nov. 13	L	at L.A. Chargers	Blanda
Nov. 20	W	Denver	Lee
Nov. 25	W	at Boston	Lee
Dec. 4	L	at Dallas	Lee
Dec. 11	W	Buffalo	Blanda
Dec. 18	W	Boston	Blanda

#### AFL Championship

Jan. 1	W (P)	L.A. Chargers	Blanda
--------	-------	---------------	--------

**Blanda (8-3, 1-0), Lee (2-1)**

## ALL-TIME ALL-PRO SELECTIONS

### AFL ALL-PRO

- 1960** George Blanda, QB (Honorable Mention, UPI)  
 Billy Cannon, RB (Second Team, UPI, OF)  
 Mike Dukes, LB (First Team, UPI)  
 Don Floyd, DE (Honorable Mention, UPI)  
 Bill Groman, E (First Team, UPI, OF)  
 Charlie Hennigan, RB (Honorable Mention, UPI)  
 Al Jamison, T (First Team, AP, Second Team OF)  
 Mark Johnston, S (First Team, AP, Second Team, UPI, OF)  
 Rich Michael, T (First Team, UPI, OF)  
 Dennit Morris, LB (Second Team OF, Honorable Mention, UPI)  
 Jim Norton, S (Honorable Mention, UPI)  
 Hugh Pitts, LB (Honorable Mention, UPI)  
 Dave Smith, (First Team, AP, UPI, OF)  
 Julian Spence, CB (First Team, UPI)  
 Orville Trask, DT (Second Team, UPI, OF)  
 Fred Wallner, T (Honorable Mention, UPI)
- 1961** Tony Banfield, CB (First Team, AP, UPI, OF, SN, Second Team, NY)  
 George Blanda, QB (First Team, AP, UPI, OF, SN, NY)  
 Billy Cannon, HB (First Team, AP, UPI, OF, SN, NY)  
 Don Floyd, DE (First Team, OF)  
 Bill Groman, E (First Team, AP, SN, Second Team, UPI, NY)  
 Charlie Hennigan, E (First Team, AP, UPI, OF, SN, NY)  
 Ed Husmann, DT (Second Team, UPI, NY)  
 Al Jamison, T (First Team, AP, UPI, OF, SN, NY)  
 Mark Johnston, S (First Team, NY)  
 Jim Norton, S (Second Team, UPI, NY)  
 Bob Schmidt, C (Second Team, OF)  
 Bob Talamini, G (Second Team, OF, UPI)  
 Charley Tolar, FB (Second Team, UPI, OF)
- 1962** Tony Banfield, CB, (First Team, AP, UPI, OF)  
 George Blanda, QB (Second Team, AP, UPI)  
 Doug Claine, OLB (Second Team, AP UPI)  
 Don Floyd, DE (First Team, AP, UPI, OF)  
 Charlie Hennigan, E (First Team, AP, UPI, OF)  
 Ed Husmann, DT (First Team AP, UPI)  
 Al Jamison, T (First Team, AP, UPI)  
 Jim Norton, S (First Team, UPI, Second Team, AP)  
 Bob Schmidt, C (Second Team, AP, UPI)  
 Bob Talamini, G (First Team UPI, OF)  
 Charley Tolar, FB (Second Team, AP, UPI)
- 1963** Tony Banfield, CB (First Team, AP, UPI, OF, PF)  
 George Blanda, QB (Second Team, AP, NY)  
 Doug Claine, OLB (Second Team, AP, NY, UPI)  
 Don Floyd, DE (Second Team, NY)  
 Fred Glick, S (First Team, AP, UPI, OF, NEA, NY)  
 Charlie Hennigan, E (Second Team, NEA, NY, Honorable Mention, AP)  
 Ed Husmann, DT (Second Team, UPI)  
 Bobby Jancik, S (Second Team, NY, Honorable Mention, AP, UPI)  
 Rich Michael, T (Honorable Mention, UPI)  
 Bob Schmidt, C (Second Team, UPI, NEA)  
 Bob Talamini, G (First Team, AP, OF, NEA, NY, Second Team, UPI)  
 Hogan Wharton, G (Honorable Mention, AP)
- 1964** Sonny Bishop, T (Second Team, UPI)  
 Sid Blanks, T (Second Team, UPI)  
 Don Floyd, DE (Second Team, UPI)  
 Fred Glick, S (First Team, OF, Second Team, NEA)  
 Charlie Hennigan, E (First Team, AP, UPI, NEA, OF, NY)  
 Pete Jaquess, CB (Second Team, AP)  
 Bob Talamini, G (First Team, NEA, OF, Second Team, AP, UPI, NY)
- 1965** Sonny Bishop, G (Second Team, NY)  
 Ode Burrell, RB (Second Team, NY)  
 Willie Frazier, TE (First Team, AP, UPI, OF, NEA, NY)  
 W.K. Hicks, CB (Second Team, AP, UPI, NY)  
 Bob Talamini, G (First Team, AP, UPI, OF, NY)
- 1966** Johnny Baker, OLB (Second Team, NEA)  
 George Blanda, K (Second Team, NY)  
 Walter Suggs, T (Second Team, UPI, NEA)  
 Bob Talamini, G (First Team, OF, Second Team, UPI, NEA, NY)
- 1967** Miller Farr, CB (First Team, AP, UPI, NEA, SN, FN, NY, DE)

### LEGEND

- AP** - Associated Press  
**CP** - College & Pro Football Newsweekly  
**DMN** - Dallas Morning News  
**DB** - Dick Butkus Football Network  
**DE** - Detroit News  
**DH** - Don Heinrich (Pro Football Scouts)  
**DP** - Diet Pepsi Rookie Rookie of the Year  
**DZ** - Paul Zimmerman (N.Y. Post, 1969 -78; Sports Ill., 1979-present)  
**FD** - Football Digest  
**FI** - NFL Films  
**FN** - Football News  
**FO** - Gordon Forbes, USA Today  
**FW** - Pro Football Weekly  
**FX** - Larry Fox, N.Y. Daily News  
**GN** - Gannett News Service  
**HF** - Pro Football Hall of Fame  
**JT** - Joe Theismann  
**NA** - The National  
**NBC** - NBC Sports.com  
**NEA** - Newspaper Enterprise Association  
**NY** - New York Daily News  
**OA** - Bob Oates, L.A. Times  
**OF** - Official AFL Team  
**PF** - Pro Football Digest  
**PK** - Peter King, Sports Illust.  
**RS** - Pamela Robbins Scott  
**SI** - Sports Illustrated  
**SN** - The Sporting News  
**TP** - Topps All-Pro Team  
**UPI** - United Press International  
**USA** - USA Today  
**WA** - Pro Football Writers of America
- Hoyle Granger, RB (Second Team, AP, UPI, NEA)  
 Pat Holmes, DE (First Team, AP, UPI, NEA, FN, DE, Second Team, SN, NY)  
 Bobby Maples, C (Second Team, AP, UPI, NY)  
 Jim Norton, S (First Team, FN, DE, Second Team, AP, UPI, NY)  
 Walter Suggs, T (First Team, SN, FN, Second Team, AP, UPI, NEA)  
 Bob Talamini, G (First Team, AP, UPI, NEA, SN, FN, DE)  
 George Webster, OL (First Team, AP, UPI, NEA, SN, FN, NY, DE)
- 1968** Miller Farr, CB (First Team, PF, AP, UPI, NEA, SN, FN, NY, FW)  
 Hoyle Granger, RB (Second Team, FN)  
 Ken Houston, S (Second Team, SN, NEA)  
 Alvin Reed, TE (First Team, SN, FN, NY, Second Team, AP, UPI)  
 Walter Suggs, T (First Team, SN, Second Team, AP, UPI, NEA, FN)  
 George Webster, OLB (First Team, PF, WA, AP, UPI, NEA, SN, FN, NY, FW)
- 1969** Elvin Bethea, DE (Second Team, UPI)  
 Sonny Bishop, G (Second Team, SN, Honorable Mention, UPI)  
 Garland Boyette, MLB (Honorable Mention, UPI)  
 Miller Farr, CB (First Team, SN, Second Team, AP, UPI, NEA, NY, SI)  
 Hoyle Granger, RB (Second Team, SI, Honorable Mention, UPI, PF)  
 Ken Houston, S (First Team, NY, SI, Second Team, AP, UPI, SN,

## ALL-TIME ALL-PRO SELECTIONS

FN)  
 Alvin Reed, TE (First Team, SN, Second Team, AP, UPI, NEA, NY, SI, PF)  
 Tom Regner, G (Honorable Mention, UPI)  
 George Webster, OLB (First Team, WA, AP, UPI, NEA, SN, NY, SI, PF, Second Team, HF, NEA)  
 Walter Suggs, T (Second Team, AP, UPI, NEA, NY)

### NFL ALL-PRO

**1970** Ken Houston, S (Second Team, NEA)  
**1971** Ken Houston, S (First Team, DZ, TP, FW, Second Team, WA, NEA, FN)  
**1972** Ken Houston, S (Second Team, WA, NEA)  
**1973** Elvin Bethea, DE (Second Team, NEA)  
**1975** Elvin Bethea, DE (First Team, FN, CP, Second Team, AP, NEA)  
 Robert Brazile, OLB (First Team, DZ)  
 Curley Culp, DT (First Team, AP, WA, NEA, NY, FW)  
 Billy Johnson, KR (First Team, FW, Second Team, FN)  
**1976** Robert Brazile, OLB (First Team, WA, FN, NY, Second Team, AP)  
**1977** Robert Brazile, OLB (First Team, NEA, Second Team, AP)  
 Ken Burrough, WR (Second Team, AP, NEA)  
 Curley Culp, DT (Second Team, NEA)  
 Billy Johnson, KR (First Team, AP, WA, TP, NY, FX, CP, RS, FW)  
**1978** Elvin Bethea, DE (Second Team, NEA)  
 Robert Brazile, OLB (First Team, AP, WA, NEA, CP, FW)  
 Earl Campbell, RB (First Team, AP, WA, NEA, CP, DZ, NY, FX, FW)  
 Curley Culp, DT (Second Team, AP, NEA)  
**1979** Elvin Bethea, DE (Second Team, AP)  
 Robert Brazile, OLB (First Team, AP, FW, NEA, WA)  
 Earl Campbell, RB (First Team, AP, SN, FW, NEA, WA)  
 Curly Culp, DT (Second Team, AP)  
 Toni Fritsch, PK (First Team, AP, WA, NEA, DZ)  
 Leon Gray, T (First Team, AP, WA, NEA, CP, FW)  
 Vernon Perry, S (First Team, DZ)  
 Mike Reinfeldt, S (First Team, AP, WA, NEA, CP, NY, FX, FW)  
**1980** Gregg Bingham, ILB (First Team, FX)  
 Robert Brazile, OLB (First Team, WA, NEA, SN, CP, FD, FX, FW, Second Team, AP)  
 Earl Campbell, RB (First Team, AP, WA, NEA, SN, CP, FD, DZ, NY, FX, FW)  
 Leon Gray, T (First Team, AP, WA, SN, FD, FW, Second Team, NEA)  
 Bob Young, G (First Team, FD)  
**1981** Gregg Bingham, ILB (Honorable Mention, DH)  
 Robert Brazile, OLB (Second Team, AP, DH)  
 Earl Campbell, RB (First Team, CP, Second Team, DH)  
 Dave Casper, TE (Honorable Mention, DH)  
 Vernon Perry, S (First Team, CP, Honorable Mention, DH)  
**1982** Earl Campbell, RB (Honorable Mention, DH)  
 Dave Casper, TE (Honorable Mention, OA)  
**1983** Earl Campbell, RB (Honorable Mention, DH)  
 Mike Munchak, G (Second Team, NEA)  
**1984** Mike Munchak, G (Second Team, NEA, DH)  
**1985** Bo Eason, S (Second Team, NEA)  
 Bruce Matthews, T (Honorable Mention, DH)  
 Mike Munchak, T (First Team, FD, Second Team, AP, NEA, DH)  
**1986** Bruce Matthews, T (Third Team, GN)  
**1987** Keith Bostic, S (First Team, NEA, FD, FI, Second Team, AP, DH)  
 Ray Childress, DE (Honorable Mention, DH)  
 Ernest Givins, WR (Honorable Mention, DH)  
 Warren Moon, QB (Honorable Mention, DH)  
 Mike Munchak, G (First Team, AP, WA, NEA, SN, FO, FD, TP, DH)  
 Mike Rozier, RB (Honorable Mention, DH)  
**1988** Patrick Allen, CB (Honorable Mention, AP)  
 Keith Bostic, S (Honorable Mention, AP)  
 Ray Childress, DE (Second Team, AP, NEA, CP, FD, Honorable Mention, DH)  
 Jeff Donaldson, S (Second Team, CP, Honorable Mention, AP, DH)  
 Drew Hill, WR (First Team, DH, Honorable Mention, AP)  
 Bruce Matthews, G (First Team, AP, WA, SN, FD, FO, DZ, DH, FW, Second Team, NEA, CP)

Warren Moon, QB (Honorable Mention, DH)  
 Mike Munchak, G (First Team, WA, NEA, FO, FW, Second Team, AP)  
**1989** Ray Childress, DE (Second Team, AP, Honorable Mention, DH)  
 Bruce Matthews, G (First Team, AP, SN, DZ, FD, FI, FW, Second Team, NEA, CP)  
 Greg Montgomery, P (First Team, NEA, Honorable Mention, DH)  
 Warren Moon, QB (Honorable Mention, DH)  
 Mike Munchak, G (First Team, NEA, FO, Second Team, AP)  
 Eugene Seale, ST (First Team, FW)  
**1990** Ray Childress, DE (First Team, WA, CP, FO, DZ, SN, DH, Second Team, AP, NEA, NA, Honorable Mention, PK)  
 Ernest Givins, WR (Second Team, AP, Honorable Mention, DH, PK)  
 Drew Hill, WR (Honorable Mention, AP, DH)  
 Haywood Jeffires, WR (Second Team, CP, NA, Honorable Mention, DH)  
 Richard Johnson, CB (Second Team, CP, Honorable Mention, AP)  
 Terry Kinard, S (Honorable Mention, AP)  
 Bruce Matthews, G (First Team, AP, WA, NEA, CP, FO, SN, FI, DH, FW, Second Team, PK)  
 Bubba McDowell, S (Honorable Mention, AP, DH)  
 Greg Montgomery, P (Honorable Mention, AP, DH)  
 Warren Moon, QB (First Team, SN, FI, Second Team, AP, DH, Honorable Mention, FD, PK)  
 Mike Munchak, G (Second Team, AP, DH)  
**1991** Ray Childress, DT (First Team, NEA, CP, FO, FD, FI, DH, Honorable Mention, AP)  
 Cris Dishman, CB (First Team, AP, FO, FD, FI, DH, FW, Second Team, CP)  
 William Fuller, DE (Honorable Mention, AP, DH)  
 Haywood Jeffires, WR (First Team, AP, WA, FD, FI, Second Team, NEA, CP, DH)  
 Bruce Matthews, C (First Team, NEA, FD, FI, FW, Second Team, AP, CP)  
 Bubba McDowell, S (Second Team, AP, CP, DH)  
 Warren Moon, QB (Honorable Mention, AP, DH)  
 Mike Munchak, G (First Team, AP, WA, FW, CP, FD, Second Team, NEA, Honorable Mention, DH)  
 Bo Orlando, S (Honorable Mention, AP)  
 Al Smith, MLB (First Team, WA, FW, Second Team, CP, DH, Honorable Mention, AP)  
**1992** Ray Childress, DT (First Team, AP, WA, NEA, CP, FO, DZ, FI, JT)  
 Cris Dishman, S (Honorable Mention, AP)  
 William Fuller, DE (Honorable Mention, AP, JT)  
 Ernest Givins, WR (Honorable Mention, JT)  
 Haywood Jeffires, WR (Honorable Mention, AP, JT)  
 Bruce Matthews, C (First Team, AP, WA, NEA, SN, FD, JT, Second Team, CP)  
 Bubba McDowell, S (First Team, JT, Honorable Mention, AP)  
 Greg Montgomery, P (Honorable Mention, AP, JT)  
 Mike Munchak, G (Second Team, AP, CP, JT)  
 Al Smith, MLB (First Team, AP, FD, Second Team, NEA, CP, FO, Honorable Mention, JT)  
 Lorenzo White, RB (Honorable Mention, AP, JT)  
**1993** Ray Childress, DT (First Team, FO, Second Team, AP, CP, FD, Honorable Mention, JT)  
 Al Del Greco, K (Second Team, FD, Honorable Mention, AP)  
 Cris Dishman, CB (Honorable Mention, AP, JT)  
 Sean Jones, DE (Honorable Mention, AP, JT)  
 Bruce Matthews, C (First Team, WA, SN, CP, FD, FI, Second Team, AP)  
 Greg Montgomery, P (First Team, AP, WA, SN, CP, FD, FI, Honorable Mention, JT)  
 Warren Moon, QB (Honorable Mention, AP, JT)  
 Mike Munchak, G (First Team, FD, FI, Second Team, AP, CP)  
 Bo Orlando, S (Honorable Mention, AP)  
 Marcus Robertson, S (First Team, AP, SN, JT, Second Team, CP)  
 Webster Slaughter, WR (Honorable Mention, AP)  
 Al Smith, MLB (Honorable Mention, AP)  
**1994** Rich Camarillo, P (Honorable Mention, AP)  
 Bruce Matthews, C (Honorable Mention, AP)  
**1995** Michael Barrow, MLB (First Team, DZ)

## ALL-TIME ALL-PRO SELECTIONS

- Blaine Bishop, S (First Team, DZ, Second Team, FD, Honorable Mention, AP)  
 Darryll Lewis, CB (First Team, FD, TJ, Honorable Mention, AP)  
 Bruce Matthews, G (Second Team, BM, Honorable Mention, AP)  
 Mark Stepnoski, C (Honorable Mention, AP)
- 1996** Blaine Bishop, S (Honorable Mention, AP)  
 Al Del Greco, K (Honorable Mention, AP)  
 Cris Dishman, CB (Honorable Mention, AP)  
 Mel Gray, KR (Honorable Mention, AP)  
 Bruce Matthews, G, (First Team, DB, Second Team, AP, FD)  
 John Henry Mills, ST (Second Team, FI)  
 Mark Stepnoski, C (Second Team, AP, FD)
- 1997** Blaine Bishop, S (Honorable Mention, AP)  
 Brad Hopkins, T (First Team, DZ, Honorable Mention, AP)  
 Bruce Matthews, G (Honorable Mention, AP)  
 Marcus Robertson, S (First Team, DZ, Honorable Mention, AP)
- 1998** Craig Hentrich, P (First Team, AP, WA, CP, SN, FD, USA)  
 Bruce Matthews, G (First Team, AP, WA, SN, USA, Second Team, FD)  
 Frank Wycheck, TE (First Team, DZ, Second Team, CP, FD)
- 1999** Eddie George, RB (Second Team, AP, CP, FD)  
 Jevon Kearse, DE (First Team, AP, DZ, CP, SN, FD, FW, WA)  
 Bruce Matthews, G (First Team, AP, FD, FW, WA)  
 Jon Runyan, T (Second Team, AP, FD)
- 2000** Blaine Bishop, S (First Team, FD, Second Team, AP)  
 Keith Bulluck, ST (Second Team, FD)  
 Eddie George, RB (First Team, AP, CP, FD, FW, WA)  
 Jevon Kearse, DE (First Team, FO)  
 Derrick Mason, KR (First Team, AP, CP, DZ, FO, FW, SN, WA, Second Team, FD)  
 Bruce Matthews, G (First Team, AP, FW, SN, FD, WA)  
 Samari Rolle, CB (First Team, AP, CP, FD, FW, SN, WA)
- 2001** Frank Wycheck, TE (Second Team, AP)
- 2002** Keith Bulluck, LB (Second Team, AP)
- 2003** Keith Bulluck, LB (First Team, AP, DZ, FW, WA, PK)  
 Steve McNair, QB (Second Team, AP, FD, First Team, DZ)  
 Craig Hentrich, P (First Team, PD)
- 2004** Keith Bulluck, LB (First Team, DZ)
- 2007** Albert Haynesworth, DT (First Team, AP, DZ, FW, WA)  
 Rob Bironas, K (First Team, AP, SN, SI)
- 2008** Albert Haynesworth, DT (First Team, AP, SN, SI, NBC, DMN)  
 Cortland Finnegan, CB (First Team, AP, SN, SI, NBC, DMN)  
 Kevin Mawae, C (First Team, AP, NBC)  
 Michael Roos, OT (First Team, AP, SN, SI, DMN)  
 David Stewart, OT (Second Team, AP)
- 2009** Tony Brown, DT (SI)  
 Chris Johnson, RB (First Team, AP, SN, SI, FW/WA)  
 Michael Roos, OT (First Team, DMN, Second Team, AP)
- 2010** Michael Griffin, S (Second Team, AP)
- 2011** Michael Roos, OT (First Team, SN)
- ALL-AFC**
- 1970** Elvin Bethea, DE (Honorable Mention, UPI)  
 Glen Ray Hines, T (Honorable Mention, UPI)  
 Ken Houston, S (First Team, FW, Second Team, UPI)  
 Jerry LeVias, WR (Honorable Mention, UPI)  
 Zeke Moore, CB (Honorable Mention, UPI)  
 Ron Pritchard, OLB (Second Team, UPI)  
 Alvin Reed, TE (First Team, UPI, FW)  
 Walter Suggs, T (Honorable Mention, UPI)
- 1971** Elvin Bethea, DE (First Team, FW, Second Team, UPI)  
 Ken Houston, S (First Team, UPI, SN, FW)  
 Ron Pritchard, OLB (Second Team, UPI)
- 1972** Elvin Bethea, DE (First Team, SN, Second Team, UPI)  
 Ken Houston, S (Second Team, UPI)  
 Guy Murdock, C (All-Rookie)  
 Mike Tilleman, DT (Honorable Mention, UPI)
- 1973** Gregg Bingham, LB (All-Rookie)  
 Elvin Bethea, DE (Second Team, UPI)  
 John Matuszak, DT (All-Rookie)
- 1974** Elvin Bethea, DE (First Team, FW, TP, Second Team, UPI)  
 Gregg Bingham, MLB (Honorable Mention, UPI)  
 Ken Burrough, WR (Honorable Mention, UPI)
- 1975** Elvin Bethea, DE (First Team, NY)  
 Robert Brazile, OLB (Second Team, UPI, All-Rookie)  
 Curley Culp, DT (First Team, AP, UPI, SN, FW, NY, TP)  
 Billy Johnson, KR (First Team, FW, TP)
- 1976** Elvin Bethea, DE (Honorable Mention, UPI)  
 Robert Brazile, OLB (First Team, UPI, SN, FW, NY, TP, PB)  
 Curley Culp, DT (First Team, SN, FW, TP, PB, Second Team, UPI)
- 1977** Elvin Bethea, DE (Honorable Mention, UPI)  
 Robert Brazile, OLB (Second Team, UPI)  
 Ken Burrough, WR (Second Team, UPI)  
 Rob Carpenter, RB (All-Rookie)  
 Curley Culp, DT (First Team, FW, Honorable Mention, UPI)  
 Bill Carrier, DB (All-Rookie)  
 Billy Johnson, KR (First Team, FW, NY)  
 George Reihner, G (All-Rookie)
- 1978** Elvin Bethea, DE (First Team, UPI, FW, NY, FX)  
 Robert Brazile, OLB (First Team, UPI, SN, FW, FX, TP)  
 Earl Campbell, RB (First Team, UPI, SN, FW, NY, FX, TP, All-Rookie)  
 Curley Culp, DT (Second Team, UPI)  
 Greg Sampson, T (Second Team, UPI)
- 1979** Jesse Baker, DE (All-Rookie)  
 Robert Brazile, OLB (First, UPI, SN, FW)  
 Earl Campbell, RB (First Team, UPI, SN, FW, NY, FX, TP)  
 Curley Culp, DT (Second Team, UPI)  
 Toni Fritsch, PK (First Team, UPI, SN, FW, NY, FX, TP)  
 Leon Gray, T (First Team, UPI, SN, FW)  
 Carl Mauck, C (Second Team, UPI)  
 Vernon Perry, S (All-Rookie)  
 Mike Reinfeldt, S (First Team, UPI, SN, FW, NY, FX, TP)
- 1980** Gregg Bingham, ILB (First Team, FX)  
 Robert Brazile, OLB (First Team, UPI, FW, NY, FX, TP, PB)  
 Earl Campbell, RB (First Team, UPI, FW, NY, FX, TP, PB)  
 Leon Gray, T (First Team, UPI, FW, TP)  
 Carl Mauck, C (First Team, FX, Honorable Mention, UPI)  
 Vernon Perry, S (Second Team, UPI)  
 Mike Reinfeldt, S (Second Team, UPI)  
 Carl Roaches, KR (All-Rookie)  
 Greg Stemrick, CB (Second Team, UPI)
- 1981** Robert Brazile, OLB (First Team, TP, Second Team, UPI)  
 Earl Campbell, RB (First Team, FX, NY, Second Team, UPI)  
 Leon Gray, T (Second Team, UPI)  
 Vernon Perry, S (First Team, FX)  
 Carl Roaches, KR (First Team, FW, TP)
- 1982** Robert Brazile, OLB (First Team, UPI)
- 1983** Steve Brown, CB (All-Rookie)  
 Bruce Matthews, T (All-Rookie)  
 Harvey Salem, T (All-Rookie)  
 Tim Smith, WR (First Team, FW)  
 Brian Sochia, DT (All-Rookie)
- 1984** Warren Moon (All-Rookie)  
 Mike Munchak, G (First Team, FW, Second Team, UPI)  
 Dean Steinkuhler, T (All-Rookie)
- 1985** Ray Childress, DE (All-Rookie, WA)  
 Mike Munchak, G (First Team, FN, Second Team, FN, UPI)
- 1986** Ray Childress, DE (First Team, FN)  
 Ernest Givins, WR (All-Rookie, FW, WA)
- 1987** Keith Bostic, S (First Team, UPI, FW)  
 Mike Munchak, G (First Team, UPI, FW, FN)  
 Mike Rozier, RB (Second Team, UPI)
- 1988** Ray Childress, DE (First Team, UPI, FW)  
 Drew Hill, WR (Second Team, UPI)  
 Bruce Matthews, G (First Team, UPI, FW, FN)  
 Warren Moon, QB (Second Team, UPI)  
 Mike Munchak, G (First Team, FW, Second Team, UPI)  
 Eugene Seale, ST (First Team, FW)
- 1989** Ray Childress, DE (Second Team, UPI)  
 John Grimsley, ILB (Second Team, UPI)  
 Bruce Matthews, G (First Team, UPI, FW, FN)  
 Bubba McDowell, CB (All-Rookie, FW, WA)



## ALL-TIME ALL-PRO SELECTIONS

- Greg Montgomery, P (First Team, UPI, FW)  
 Warren Moon, QB (First Team, UPI, FN)  
 Mike Munchak, G (First Team, UPI, FW)  
 Tony Zendejas, K (Second Team, UPI)
- 1990** Ray Childress, DT (First Team, FN, Second Team, UPI)  
 Ernest Givins, WR (First Team, UPI)  
 Drew Hill, WR (First Team, FN, Second Team, UPI)  
 Bruce Matthews, G (First Team, UPI, FW, FN)  
 Warren Moon, QB (First Team, UPI, FW, FN)  
 Mike Munchak, G (First Team, FN, Second Team, UPI)
- 1991** Ray Childress, DT (First Team, UPI, FW)  
 Cris Dishman, CB (First Team, UPI, FW, FN)  
 John Flannery, G/C (All-Rookie, FW, WA)  
 William Fuller, DE (First Team, UPI, FW, FN)  
 Haywood Jeffires, WR (First Team, UPI, FW, FN)  
 Bruce Matthews, C (First Team, FW)  
 Mike Munchak, G (First Team, UPI, FW, FN)  
 Al Smith, (First Team, UPI, FW, FN)
- 1992** Ray Childress, DT (First Team, FW)  
 Haywood Jeffires, WR (First Team, UPI, FW, FN)  
 Bruce Matthews, C (First Team, UPI, FW, FN)  
 Greg Montgomery, P (First Team, UPI)  
 Mike Munchak, G (First Team, UPI, FW, FN)  
 Eddie Robinson, LB (All-Rookie, FW, WA)  
 Al Smith, MLB (First Team, FW, FN)
- 1993** Ray Childress, DT (First Team, UPI, FW, FN)  
 Brad Hopkins, T (All-Rookie, FW, WA)  
 Bruce Matthews, C (First Team, UPI, FW, FN)  
 Greg Montgomery, P (First Team, UPI, FW, FN)  
 Mike Munchak, G (First Team, UPI, FW, FN)
- 1995** Blaine Bishop, S (First Team, UPI, FW, FN)  
 Darryll Lewis, CB (First Team, FN, Second Team, UPI)  
 Bruce Matthews, G (First Team, UPI, FW, FN)  
 Marcus Robertson, S (First Team, UPI, FW)  
 Chris Sanders, WR (All-Rookie, FW, WA)  
 Gary Walker, DT (All-Rookie, FW, WA)
- 1996** Blaine Bishop, S (Second Team, UPI)  
 Al Del Greco, K (Second Team, UPI)  
 Eddie George, RB (Second Team, UPI, All-Rookie, FW, WA)  
 Bruce Matthews, G (First Team, UPI, FW, FN)  
 John Henry Mills, ST (First Team, FW)  
 Mark Stepnoski, C (Second Team, UPI)
- 1997** Kenny Holmes, DE (All-Rookie, FW, WA)  
 Bruce Matthews, G (First Team, FW, FN)
- 1998** Craig Hentrich, P (First Team, FW, FN)  
 Kevin Long, C (All-Rookie, FW, WA)  
 Bruce Matthews, G (First Team, FW, FN)
- 1999** Eddie George, RB (First Team, FW)  
 Jevon Kearse, DE (First Team, FW, FN, All-Rookie, FW, WA)  
 Bruce Matthews, G (First Team, FW, FN)  
 John Thornton, DT (All-Rookie, FW, WA)
- 2000** Blaine Bishop, S (First Team, FN)  
 Eddie George, RB (First Team, FN, FW)  
 Brad Hopkins, T (First Team, FW)  
 Derrick Mason, KR (First Team, FN, FW), PR (First Team, FW)  
 Bruce Matthews, G (First Team, FN, FW)  
 Samari Rolle, CB (First Team, FW, FN)
- 2002** Jeff Fisher (Coach of the Year, FD)  
 Steve McNair, QB (First Team, SI) (3rd in MVP voting, AP)  
 Carlos Hall, DE (All-Rookie, FW, WA)  
 Keith Bulluck, LB (First Team, FW, FD) (Second Team All-Pro, AP)  
 Lance Schulters, S (First Team, FW)  
 Kevin Carter, DE (Second Team, FD)
- 2003** Keith Bulluck, LB (First Team, FW)  
 Craig Hentrich, P (First Team, FW)
- 2004** Jacob Bell, G (All-Rookie, FW, WA)
- 2005** Pacman Jones, CB/PR/KR (All-Rookie, CP, FW, WA)
- 2006** Vince Young, QB (All-Rookie, PF, WA)
- 2007** Kevin Mawae, C (First Team, PK)
- 2008** Cortland Finnegan, CB (First Team, WA)  
 Chris Johnson, RB (First Team, WA, All-Rookie, FW, WA, SN)  
 Kevin Mawae, C (First Team, WA)
- 2009** Chris Johnson, RB (First Team, WA)
- 2010** Marc Mariani, PR/KR (All-Rookie, FW, WA, SN)

## ALL-TIME HONORS

*(Number of individual Pro Bowls selected in parenthesis)*

### AFL ALL-STARs

<b>1961</b>	Tony Banfield, CB (1) George Blanda, QB (1) Billy Cannon, HB (1) Don Floyd, DE (1) Charlie Hennigan, E (1) Ed Husmann, DT (1) Al Jamison, T (1) Mark Johnston, S (1) Bob McLeod, E (1) Dennit Morris, LB (1) Bob Schmidt, C (1) Charley Tolar, FB (1)
<b>1962</b>	Tony Banfield, CB (2) George Blanda, QB (2) Willard Dewveall, E (1) Don Floyd, DE (2) Fred Glick, S (1) Charlie Hennigan, E (2) Ed Husmann, DT (2) Al Jamison, T (2) Rich Michael, T (1) Jim Norton, S (1) Bob Schmidt, C (2) Bob Talamini, G (1) Charley Tolar, FB (2)
<b>1963</b>	Tony Banfield, CB (3) George Blanda, QB (3) Fred Glick, S (2) Charlie Hennigan, E (3) Ed Husmann, DT (3) Rich Michael, T (2) Jim Norton, S (2) Bob Schmidt, C (3) Bob Talamini, G (2) Sid Blanks, RB (1) Don Floyd, DE (3) Fred Glick, S (3) Charlie Hennigan, E (4) Pete Jaquess, CB (1) Bob Talamini, G (3) Ode Burrell, RB (2) Willie Frazier, TE (1) Charlie Hennigan, E (5) Bob Talamini, G (4)
<b>1964</b>	Charles Frazier, E (1) W.K. Hicks, CB (1) Bob Talamini, G (5)
<b>1967</b>	Woody Campbell, RB (1) Miller Farr, CB (1) Hoyle Granger, RB (1) Pat Holmes, DE (1) Jim Norton, S (3) Walter Suggs, T (1) Bob Talamini, G (6) George Webster, LB (1)
<b>1968</b>	Sonny Bishop, G (1) Garland Boyette, MLB (1) Miller Farr, CB (2) Hoyle Granger, RB (2) Glen Ray Hines, T (1) Pat Holmes, DE (2) Bobby Maples, C (1) Alvin Reed, TE (1) Walter Suggs, T (2) George Webster, LB (2)
<b>1969</b>	Jim Beirne, WR (1) Elvin Bethea, DE (1) Garland Boyette, MLB (2)

Miller Farr, CB (3)  
Glen Ray Hines, T (2)  
Ken Houston, S (2)  
Jerry LeVias, WR (1)  
Zeke Moore, CB (1)  
Alvin Reed, TE (2)  
George Webster, LB (3)

### AFC PRO BOWL

<b>1970</b>	Ken Houston, S (3) Zeke Moore, CB (2)
<b>1971</b>	Elvin Bethea, DE (2) Ken Houston, S (4)
<b>1972</b>	Elvin Bethea, DE (3) Ken Houston, S (5)
<b>1973</b>	Elvin Bethea, DE (4)
<b>1974</b>	Elvin Bethea, DE (5)
<b>1975</b>	Elvin Bethea, DE (6) Ken Burrough, WR (1) Curley Culp, DT (1) Billy Johnson, KR (1) Dan Pastorini, QB (1)
<b>1976</b>	Robert Brazile, OLB (1) Curley Culp, DT (2)
<b>1977</b>	Robert Brazile, OLB (2) Ken Burrough, WR (2) Curley Culp, DT (3) Billy Johnson, KR (2)
<b>1978</b>	Elvin Bethea, DE (7) Robert Brazile, OLB (3) Earl Campbell, RB (1) Curley Culp, DT (4)
<b>1979</b>	Elvin Bethea, DE (8) Robert Brazile, OLB (4) Earl Campbell, RB (2) Toni Fritsch, K (1) Leon Gray, T (1) Mike Reinfeldt, S (1)
<b>1980</b>	Robert Brazile, OLB (5) Dave Casper, TE (1) Earl Campbell, RB (3) Greg Stemrick, CB (1)
<b>1981</b>	Robert Brazile, OLB (6) Earl Campbell, RB (4) Leon Gray, T (2) Carl Roaches, KR (1)
<b>1982</b>	Robert Brazile, OLB (7)
<b>1983</b>	Earl Campbell, RB (5)
<b>1984</b>	Mike Munchak, G (1)
<b>1985</b>	Mike Munchak, G (2)
<b>1987</b>	Keith Bostic, S (1) Mike Munchak, G (3) Mike Rozier, RB (1)
<b>1988</b>	Keith Bostic, S (2) Ray Childress, DE (1) John Grimsley, ILB (1) Drew Hill, WR (1) Bruce Matthews, G (1) Warren Moon, QB (1) Mike Munchak, G (4) Mike Rozier, RB (2)
<b>1989</b>	Bruce Matthews, G (2) Warren Moon, QB (2) Mike Munchak, G (5)
<b>1990</b>	Ray Childress, DT (2) Ernest Givins, WR (1) Drew Hill, WR (2) Bruce Matthews, G (3) Warren Moon, QB (3) Mike Munchak, G (6)
<b>1991</b>	Ray Childress, DT (3) Cris Dishman, CB (1)

<b>1992</b>	William Fuller, DE (1) Haywood Jeffires, WR (1) Bruce Matthews, C (4) Warren Moon, QB (4) Mike Munchak, G (7) Al Smith, MLB (1) Ray Childress, DT (4) Curtis Duncan, WR (1) Ernest Givins, WR (2) Haywood Jeffires, WR (2) Bruce Matthews, C (5) Warren Moon, QB (5) Mike Munchak, G (8) Al Smith, MLB (2) Lorenzo White, RB (1)
<b>1993</b>	Ray Childress, DT (5) Haywood Jeffires, WR (3) Sean Jones, DE (1) Bruce Matthews, C (6) Greg Montgomery, P (1) Warren Moon, QB (6) Mike Munchak, G (9) Webster Slaughter, WR (2,1)
<b>1994</b>	Bruce Matthews, C (7)
<b>1995</b>	Blaine Bishop, S (1) Darryll Lewis, CB (1) Bruce Matthews, C (8) Mark Stepanoski, C (4, 1)
<b>1996</b>	Blaine Bishop, S (2) Bruce Matthews, G (9) John Henry Mills, ST (1) Mark Stepanoski, C (5, 2)
<b>1997</b>	Blaine Bishop, S (3) Eddie George, RB (1) Bruce Matthews, G (10)
<b>1998</b>	Eddie George, RB (2) Craig Hentrich, P (1) Bruce Matthews, G (11) Frank Wycheck, TE (1)
<b>1999</b>	Eddie George, RB (3) Jevon Kearse, DE (1) Frank Wycheck, TE (2) Bruce Matthews, G (12)
<b>2000</b>	Blaine Bishop, S (4) Eddie George, RB (4) Brad Hopkins, T (1) Jevon Kearse, DE (2) Derrick Mason, KR (1) Bruce Matthews, G (13) Steve McNair, QB (1) Samari Rolle, CB (1) Frank Wycheck, TE (3)
<b>2001</b>	Bruce Matthews, G (14) Jevon Kearse, DE (3)
<b>2002</b>	Kevin Carter, DE (2, 1)
<b>2003</b>	Steve McNair, QB (2) Keith Bulluck, LB (1) Brad Hopkins, OT (2) Craig Hentrich, P (2) Derrick Mason, WR (2)
<b>2005</b>	Steve McNair, QB (3) Kyle Vanden Bosch, DE (1)
<b>2006</b>	Vince Young, QB (1)
<b>2007</b>	Rob Bironas, K (1) Albert Haynesworth, DT (1) Kyle Vanden Bosch, DE (2)
<b>2008</b>	Cortland Finnegan, CB (1) Albert Haynesworth, DT (2) Kevin Mawae, C (7, 1) Chris Hope, S (1) Chris Johnson, RB (1) Michael Roos, OT (1)

# ALL-TIME HONORS

- Kerry Collins, QB (2, 1)
- Michael Griffin, S (1)
- 2009** Chris Johnson, RB (2)
- Kevin Mawae, C (8, 2)
- Kyle Vanden Bosch, DE (3)
- Vince Young, QB (2)
- 2010** Jason Babin, DE (1)
- Michael Griffin, S (2)
- Chris Johnson, RB (3)
- Marc Mariani, KR/PR (1)

### ASSOCIATED PRESS NFL MVP

- 1979** Earl Campbell, RB
- 2003** Steve McNair, QB

### BERT BELL TROPHY

*(NFL Most Valuable Player presented by Philadelphia Maxwell Club)*

- 1979** Earl Campbell, RB

### BERT BELL ROOKIE OF YEAR

*(NFL Rookie Most Valuable Player presented by Philadelphia Maxwell Club)*

- 1996** Eddie George, RB

### AFL PLAYER OF YEAR

- 1961** George Blanda, QB (UPI, SN)
- 1967** George Blanda, QB (SN)

### AFL DEFENSIVE ROOKIE OF YEAR

- 1967** George Webster, LB (SN)

### NFL PLAYER OF THE YEAR

- 1978** Earl Campbell, RB (NEA, WA, FD, NY)
- 1979** Earl Campbell, RB (NEA, WA)
- 1980** Earl Campbell, RB (NEA, NY, CP)
- 2003** Steve McNair, QB (DZ)

### NFL OFFENSIVE PLAYER OF YEAR

- 1978** Earl Campbell, RB (AP)
- 1979** Earl Campbell, RB (AP, FW)
- 1980** Earl Campbell, RB (AP)
- 1990** Warren Moon, QB (AP)
- 2009** Chris Johnson, RB (AP)

### NFL DEFENSIVE PLAYER OF YEAR

- 1975** Curley Culp, DT (NEA)
- 1979** Jesse Baker, DT (FW)

### NFL ROOKIE OF YEAR

- 1978** Earl Campbell, RB (AP)
- 1979** Jesse Baker, DT (FW)
- 1996** Eddie George, RB (SN, FW, SI)
- 2006** Vince Young, QB (SI, DP)

### NFL OFFENSIVE ROOKIE OF YEAR

- 1978** Earl Campbell, RB (FW)
- 1996** Eddie George, RB (AP, FW, FD, CP)
- 2006** Vince Young, QB (AP, PF, WA)

### NFL DEFENSIVE ROOKIE OF YEAR

- 1975** Robert Brazile, LB (AP)
- 1979** Jesse Baker, DT (FW)
- 1999** Jevon Kearse, DE (AP, FN, FW, CP, FD)

### AFC PLAYER OF YEAR

- 1978** Earl Campbell, RB (SN, NY)
- 2000** Eddie George, RB (FN)

### AFC OFFENSIVE PLAYER OF YEAR

- 1978** Earl Campbell, RB (UPI, KC)
- 1990** Warren Moon, QB (UPI)

### AFC DEFENSIVE PLAYER OF YEAR

- 1975** Robert Brazile, LB (SN)
- 1979** Jesse Baker, DT (FW)
- Mike Reinfeldt, S (KC)

### DIET PEPSI ROOKIE OF YEAR

- 2006** Vince Young, QB

### ED BLOCK COURAGE AWARD

*(nominee from each NFL team for courage in battling injuries)*

- 1984** Bob Hamm
- 1985** Pat Howell
- 1986** Dean Steinkuhler
- 1987** Kent Hill
- 1988** Alonzo Highsmith
- 1989** Doug Smith
- 1990** Mike Munchak
- 1991** Bubba McDowell
- 1992** Warren Moon
- 1993** Curtis Duncan
- 1994** Marcus Robertson
- 1995** Barron Wortham
- 1996** Blaine Bishop
- 1997** Bruce Matthews
- 1998** Steve Jackson
- 1999** Steve McNair
- 2000** Kenny Holmes
- 2001** Kevin Dyson
- 2002** Eddie George
- 2003** Kevin Carter
- 2004** Keith Bulluck
- 2005** Tank Williams
- 2006** Brandon Jones
- 2007** David Thornton
- 2008** Chris Hope
- 2009** Kevin Mawae
- 2010** Will Witherspoon
- 2011** Derrick Morgan
- 2012** Kenny Britt

### TITANS MAN OF THE YEAR

*(nominee from each NFL team for Walter Payton NFL Man of the Year)*

- 1996** Marcus Robertson
- 1997** Al Del Greco
- 1998** Al Del Greco
- 1999** Chris Sanders
- 2000** Kenny Holmes
- 2001** Jason Fisk
- 2002** Kevin Carter
- 2003** Kevin Carter
- 2004** Kevin Carter
- 2005** Steve McNair
- 2006** Keith Bulluck
- 2007** Keith Bulluck
- 2008** David Thornton
- 2009** Kyle Vanden Bosch
- 2010** Cortland Finnegan
- 2011** Cortland Finnegan
- 2012** Jared Cook

### NFL PLAYER OF WEEK

- 1984** Larry Moriarty, RB, Week 11 (AFC Offensive)
- 1985** Steve Brown, CB, Week 1 (AFC Defensive)

- Bo Eason, S, Week 12** (AFC Defensive)
- 1987** Eugene Seale, LB, Week 4 (AFC Defensive)
- 1988** Ray Childress, DT, Week 1 (AFC Defensive)
- Allen Pinkett, RB, Week 4 (AFC Offensive)
- Drew Hill, WR, Week 9 (AFC Offensive)
- 1989** Warren Moon, QB, Week 6 (AFC Offensive)
- 1990** Warren Moon, QB, Week 6 (AFC Offensive)
- Johnny Meads, LB, Week 7 (AFC Defensive)
- Warren Moon, QB, Week 11 (AFC Offensive)
- Lorenzo White, RB, Week 12 (AFC Offensive)
- Warren Moon, QB, Week 15 (AFC Offensive)
- Cody Carlson, QB, Week 17 (AFC Offensive)
- 1991** Lamar Lathon, LB, Week 2 (AFC Defensive)
- Ernest Givins, WR, Week 6 (AFC Offensive)
- Haywood Jeffries, WR, Week 7 (AFC Offensive)
- Warren Moon, QB, Week 12 (AFC Offensive)
- Ray Childress, DT, Week 15 (AFC Defensive)
- William Fuller, DE, Week 16 (AFC Defensive)
- 1992** Cody Carlson, QB, Week 13 (AFC Offensive)
- Lorenzo White, RB, Week 16 (AFC Offensive)
- Ray Childress, DT, Week 17 (AFC Defensive)
- 1993** Marcus Robertson, S, Week 2 (AFC Defensive)
- Greg Montgomery, P, Week 7 (AFC Special Teams)
- Warren Moon, QB, Week 8 (AFC Offensive)
- Gary Brown, RB, Week 11 (AFC Offensive)
- Marcus Robertson, S, Week 12 (AFC Defensive)
- William Fuller, DE, Week 13 (AFC Defensive)
- Steve Jackson, CB, Week 14 (AFC Defensive)
- Gary Brown, RB, Week 16 (AFC Offensive)
- Blaine Bishop, S, Week 17 (AFC Defensive)
- Ray Childress, DT, Week 18 (AFC Defensive)
- 1995** Chris Chandler, QB, Week 4 (AFC Offensive)
- John Henry Mills, LB, Week 4 (AFC Special Teams)
- Cris Dishman, CB, Week 9 (AFC Defensive)
- 1996** Eddie George, RB, Week 2 (AFC Offensive)
- Mel Gray, KR, Week 6 (AFC Defensive)

## ALL-TIME HONORS

<p><b>1997</b> <b>Eddie George, RB, Week 1</b> (AFC Offensive) <b>M. Robertson, FS, Week 14</b> (AFC Defensive)</p> <p><b>1998</b> <b>Blaine Bishop, SS, Week 6</b> (AFC Defensive) <b>Mike Archie, RB, Week 7</b> (AFC Special Teams) <b>Eddie George, RB, Week 10</b> (AFC Offensive) <b>Craig Hentrich, P, Week 10</b> (AFC Special Teams)</p> <p><b>1999</b> <b>Al Del Greco, K, Divisional</b> (AFC Special Teams) <b>Steve McNair, QB, Week 8, 16,</b> <b>AFC Champ.</b> (AFC Offensive) <b>Derrick Mason, WR/KR,</b> <b>Week 12, AFC Champ.</b> (AFC Special Teams) <b>Eddie Robinson, LB, Week 14</b> (AFC Defensive) <b>Kevin Dyson, Frank Wycheck,</b> <b>Wild Card</b> (AFC Special Teams)</p> <p><b>2000</b> <b>Derrick Mason, KR/PR, Week 4</b> (AFC Special Teams) <b>Randall Godfrey, LB, Week 8, 17</b> (AFC Defensive) <b>Samari Rolle, CB, Week 9</b> (AFC Defensive) <b>Al Del Greco, K, Week 14</b> (AFC Special Teams) <b>Eddie Robinson, LB, Week 14</b> (AFC Defensive) <b>Eddie George, RB, Week 16</b> (AFC Offensive)</p> <p><b>2001</b> <b>Joe Nedney, K, Week 5</b> (AFC Special Teams) <b>Joe Nedney, K, Week 6</b> (AFC Special Teams) <b>Steve McNair, QB, Week 8</b> (AFC Offensive) <b>Derrick Mason, WR, Week 10</b> (AFC Special Teams) <b>Steve McNair, QB, Week 12</b> (AFC Offensive)</p> <p><b>2002</b> <b>Carlos Hall, DE, Week 1</b> (AFC Defensive) <b>Steve McNair, QB, Week 9</b> (AFC Offensive) <b>Frank Wycheck, TE, Divisional</b> (NFL Offensive)</p> <p><b>2003</b> <b>Craig Hentrich, P, Week 1</b> (AFC Special Teams) <b>Rocky Boiman, LB, Week 4</b> (AFC Defensive) <b>Jevon Kearse, DE, Week 7</b> (AFC Defensive) <b>Justin McCareins, WR, Week 12</b> (AFC Special Teams) <b>Craig Hentrich, P, Week 16</b> (AFC Special Teams) <b>Gary Anderson, K, Week 17</b> (AFC Special Teams) <b>Gary Anderson, K, Wild Card</b> (AFC Special Teams)</p> <p><b>2004</b> <b>Chris Brown, RB, Week 5</b> (AFC Offensive)</p> <p><b>2005</b> <b>Pacman Jones, CB, Week 14</b> (AFC Special Teams)</p> <p><b>2006</b> <b>Vince Young, QB, Week 16</b></p>	<p>(AFC Offensive) <b>Casey Cramer, TE, Week 6</b> (AFC Special Teams) <b>Rob Bironas, K, Week 13</b> (AFC Special Teams)</p> <p><b>2007</b> <b>Chris Brown, RB, Week 1</b> (AFC Offensive) <b>Keith Bulluck, LB, Week 3</b> (AFC Defensive) <b>Kyle Vanden Bosch, DE, Week 16</b> (AFC Defensive) <b>Rob Bironas, K, Week 7</b> (AFC Special Teams) <b>Rob Bironas, K, Week 17</b> (AFC Special Teams)</p> <p><b>2008</b> <b>Cortland Finnegan, Week 1</b> (AFC Defensive) <b>Keith Bulluck, LB, Week 2</b> (AFC Special Teams) <b>Craig Hentrich, P, Week 10</b> (AFC Special Teams) <b>Chris Hope, S, Week 8</b> (AFC Defensive)</p> <p><b>2009</b> <b>Chris Johnson, RB, Week 8</b> (AFC Offensive) <b>Vince Young, QB, Week 12</b> (AFC Offensive) <b>Keith Bulluck, LB, Week 14</b> (AFC Defensive)</p> <p><b>2010</b> <b>Chris Johnson, RB, Week 5</b> (AFC Offensive) <b>Marc Mariani, KR/PR, Week 11</b> (AFC Special Teams)</p> <p><b>2011</b> <b>Marc Mariani, KR/PR, Week 10</b> (AFC Special Teams) <b>Chris Johnson, RB, Week 12</b> (AFC Offensive) <b>Colin McCarthy, LB, Week 13</b> (AFC Defensive)</p> <p><b>2012</b> <b>Darius Reynaud, KR/PR, Week 3</b> (AFC Special Teams) <b>Chris Johnson, RB, Week 7</b> (AFC Offensive) <b>Darius Reynaud, KR/PR, Week 17</b> (AFC Special Teams)</p> <p><b>NFL.COM ALL-HEART PLAYER OF WEEK</b></p> <p><b>2000</b> <b>Eddie George, RB, Week 6</b> <b>Bruce Matthews, G, Week 7</b></p> <p><b>NFL PLAYER OF MONTH</b></p> <p><b>1988</b> <b>Drew Hill, WR, September</b> (AFC Offensive)</p> <p><b>1990</b> <b>Warren Moon, QB, November</b> (AFC Offensive)</p> <p><b>1991</b> <b>Cris Dishman, CB, October</b> (AFC Defensive)</p> <p><b>1992</b> <b>Lorenzo White, RB, December</b> (AFC Offensive)</p> <p><b>1993</b> <b>Gary Brown, RB, November</b> (AFC Offensive) <b>Al Del Greco, K, November</b> (AFC Special Teams) <b>Cris Dishman, CB, December</b> (AFC Defensive)</p> <p><b>1996</b> <b>Al Del Greco, K, October</b> (AFC Special Teams)</p> <p><b>1998</b> <b>Craig Hentrich, P, November</b> (AFC Special Teams)</p> <p><b>1999</b> <b>Jevon Kearse, DE, December</b></p>	<p>(AFC Defensive)</p> <p><b>2000</b> <b>Derrick Mason, KR/PR, October</b> (AFC Special Teams)</p> <p><b>2002</b> <b>Steve McNair, QB, December</b> (AFC Offensive)</p> <p><b>2003</b> <b>Steve McNair, QB, October</b> (AFC Offensive)</p> <p><b>2007</b> <b>Rob Bironas, K, October</b> (AFC Special Teams)</p> <p><b>2008</b> <b>Albert Haynesworth, DT, September</b> (AFC Defensive)</p> <p><b>2009</b> <b>Chris Johnson, RB, November</b> (AFC Offensive)</p> <p><b>2010</b> <b>Michael Griffin, S, October</b> (AFC Defensive)</p> <p><b>2012</b> <b>Darius Reynaud, KR/PR, September</b> (AFC Special Teams)</p> <p><b>FEDEX AIR PLAYER OF WEEK</b></p> <p><b>2003</b> Steve McNair, QB, Week 6 <b>2004</b> Billy Volek, QB, Week 14</p> <p><b>FEDEX GROUND PLAYER OF WEEK</b></p> <p><b>2004</b> Chris Brown, RB, Week 5 <b>2007</b> Chris Brown, RB, Week 1 <b>2009</b> Chris Johnson, RB, Week 8 Chris Johnson, RB, Week 12 <b>2012</b> Chris Johnson, RB, Week 7</p> <p><b>FEDEX GROUND PLAYER OF YEAR</b></p> <p><b>2009</b> Chris Johnson, RB</p> <p><b>NFL ROOKIE OF MONTH</b></p> <p><b>1996</b> Eddie George, RB, Sept. <b>1999</b> Jevon Kearse, DE, Sept., Nov., Dec. <b>2008</b> Chris Johnson, RB, Sept.</p> <p><b>PEPSI NFL ROOKIE OF THE WEEK</b></p> <p><b>2006</b> Vince Young, QB, Week 12 Vince Young, QB, Week 13 Vince Young, QB, Week 14 Vince Young, QB, Week 16</p> <p><b>2008</b> Chris Johnson, RB, Week 7 Chris Johnson, RBm, Week 9</p> <p><b>2011</b> Colin McCarthy, LB, Week 13</p> <p><b>AFC OFFENSIVE ROOKIE OF YEAR</b></p> <p><b>1996</b> Eddie George, RB (PF, FD, CP) <b>2006</b> Vince Young, QB (AP, PF, WA)</p> <p><b>AFC DEFENSIVE ROOKIE OF YEAR</b></p> <p><b>1999</b> Jevon Kearse, DE (AP, PFW, FN, CPFW)</p> <p><b>AFL ALL-ROOKIE</b></p> <p><b>1967</b> George Webster, LB</p> <p><b>NFL ALL-ROOKIE</b></p> <p><b>1972</b> Guy Murdock, C <b>1973</b> Gregg Bingham, LB John Matuszak, DT <b>1975</b> Robert Brazile, LB <b>1977</b> Rob Carpenter, RB Bill Currier, DB George Reihner, G <b>1978</b> Earl Campbell, RB <b>1979</b> Jesse Baker, DT Vernon Perry, S <b>1980</b> Carl Roaches, KR <b>1983</b> Steve Brown, CB Bruce Matthews, T</p>
--	--	---

## ALL-TIME HONORS

	Harvey Salem, T
	Brian Sochia, DT
<b>1984</b>	Warren Moon, QB
	Dean Steinkuhler, T
<b>1985</b>	Ray Childress, DT
<b>1986</b>	Ernest Givins, WR
<b>1989</b>	Bubba McDowell, S
<b>1991</b>	John Flannery, C
<b>1992</b>	Eddie Robinson, LB
<b>1993</b>	Brad Hopkins, T
<b>1995</b>	Chris Sanders, WR
	Gary Walker, DT
<b>1996</b>	Eddie George, RB
<b>1997</b>	Kenny Holmes, DE
<b>1998</b>	Kevin Long, C
<b>1999</b>	Jevon Kearse, DE
	John Thornton, DT
<b>2002</b>	Carlos Hall, DE
<b>2004</b>	Jacob Bell, G
<b>2005</b>	Pacman Jones, CB/PR/KR
<b>2006</b>	Vince Young, QB
<b>2008</b>	Chris Johnson, RB
<b>2010</b>	Marc Mariani, PR/KR

### **PRO BOWL PLAYER OF GAME**

**1976** Billy Johnson, PR

### **NFL 75th ANNIVERSARY TEAM**

Ken Houston, S  
Billy Johnson, PR

### **AFL ALL-TIME TEAM**

George Blanda, K (First Team)  
Miller Farr, CB (Second Team)  
Charlie Hennigan, WR (Second Team)  
Bob Talamini, G (Second Team)  
George Webster, LB (First Team)

### **NFL ALL-DECADE TEAM**

**1970s** Robert Brazile, LB (Second Team)  
Earl Campbell, RB (Second Team)  
Ken Houston, S (First Team)  
Billy Johnson, KR (Second Team)  
**1980s** Billy Johnson, PR (First Team)  
Mike Munchak, G (Second Team)  
**1990s** Mel Gray, PR & KR (Second Team)  
Bruce Matthews, G (First Team)  
Mark Stepanoski, C (Second Team)  
**2000s** Kevin Mawae, C (First Team)

### **PRO FOOTBALL HALL OF FAME ALL-TIME TEAM**

Bruce Matthews, G  
George Blanda, K

### **NFL ALUMNI**

**1999** Jevon Kearse, DE  
(Pass Rusher of the Year)  
**2000** Bruce Matthews, G  
(Offensive Lineman of the Year)

### **TEAM CAPTAINS**

**2007** Vince Young, QB (offense)  
Kevin Mawae, C (offense)  
Keith Bulluck, LB (defense)  
Kyle Vanden Bosch, DE (defense)  
Craig Hentrich, P (special teams)  
**2008** Vince Young, QB (offense)  
Kevin Mawae, C (offense)  
Keith Bulluck, LB (defense)  
Kyle Vanden Bosch, DE (defense)  
Craig Hentrich, P (special teams)  
**2009** Kerry Collins, QB (offense)  
Kyle Vanden Bosch, DE (defense)  
Craig Hentrich, P (special teams)  
Donnie Nicky, S (special teams)  
**2010** Vince Young, QB (offense)  
Ahmard Hall, FB (offense)  
Stephen Tulloch, LB (defense)  
Donnie Nicky, S (special teams)  
**2011** Matt Hasselbeck, QB (offense)  
Cortland Finnegan, CB (defense)  
Tim Shaw, LB (special teams)  
**2012** Jake Locker, QB (offense)  
Steve Hutchinson, G (offense)  
Jason McCourty, CB (defense)  
Colin McCarthy, LB (defense)  
Tim Shaw, LB (special teams)

## FRANCHISE PRO FOOTBALL HALL OF FAMERS

16



## GEORGE BLANDA

QUARTERBACK/KICKER • 6'2" • 215 lbs • COLLEGE: KENTUCKY  
 NFL SEASONS: 26 • YEARS WITH OILERS: 7 (1960-66)  
 HOMETOWN: YOUNGWOOD, PA. • BORN: SEPT. 27, 1927  
 GAMES PLAYED: 340 • HALL OF FAME INDUCTION: 1981



George Blanda, who came out of retirement with the emergence of the American Football League in 1960, was the offensive catalyst for the explosive Oiler squads of the early 1960s. He played quarterback and handled the placekicking chores in Columbia blue for seven of his NFL-record 26 seasons in the league. Blanda was the team's leading passer and scorer in each of those seven seasons and still owns franchise records for most extra points (299), most touchdown passes in a season (36) and most touchdown passes in a game (7). He is also third in points scored with 596. The 36 scoring tosses stood as an NFL record for an astounding 23 years. Blanda's NFL career records included most games

(340), most points (2,002) and most extra points (943). He also passed for 236 touchdowns. Blanda captained the Oilers to two consecutive AFL titles in 1960 and 1961, earning AFL Player of the Year honors in 1961. Blanda's career was divided into three distinct parts, 10 years with the Chicago Bears, seven seasons with the Houston Oilers and nine years with the Oakland Raiders. In 1970, he became the oldest quarterback to play in a title game. He was just a month shy of his 49th birthday when he retired before the 1976 season. Blanda passed away at age 83 on Sept. 27, 2010.



### GEORGE BLANDA'S CAREER STATISTICS

Year	Team	GP	PASSING						RUSHING			
			Att	Cmp	Yds	TD	Int	Rating	Att	Yds	Avg	TD
1949-58	Chicago	116	988	445	5,936	48	70	51.3	91	312	3.4	5
1960-66	Houston	98	2,784	1,347	19,149	165	189	73.8	41	28	-0.6	4
1967-75	Oakland	126	235	119	1,835	23	18	69.4	3	4	1.3	0
<b>Totals</b>		<b>340</b>	<b>4,007</b>	<b>1,911</b>	<b>26,920</b>	<b>236</b>	<b>277</b>	<b>60.6</b>	<b>135</b>	<b>344</b>	<b>2.5</b>	<b>9</b>

Year	Team	GP	KICKING				
			FG	FGA	Pct.	PATs	Pts
1949-58	Chicago	116	82	201	40.8	247	541
1960-66	Houston	98	91	187	48.6	301	598
1967-75	Oakland	126	162	249	65.1	395	863
<b>Totals</b>		<b>340</b>	<b>335</b>	<b>637</b>	<b>52.6</b>	<b>943</b>	<b>2,002</b>

## FRANCHISE PRO FOOTBALL HALL OF FAMERS

29



## KEN HOUSTON

**SAFETY** • 6'3" • 197 lbs • **COLLEGE:** PRAIRIE VIEW A&M  
**NFL SEASONS:** 14 • **YEARS WITH OILERS:** 6 (1967-72)  
**HOMETOWN:** LUFKIN, TEXAS • **BORN:** NOV. 12, 1944  
**GAMES PLAYED:** 196 • **HALL OF FAME INDUCTION:** 1986



Considered one of the best safeties in football history, Ken Houston picked off 49 passes (898 yards), recovered 21 fumbles and scored 12 touchdowns over his 14-season NFL career, earning Pro Bowl honors 12 consecutive times (1968-69 AFL, 1970-79 NFL). Houston returned an NFL-record nine interceptions for a touchdown in his six seasons as an Oiler. Four of those scores came in 1971, tying an NFL record. He returned two in one game against San Diego in the 1971 season finale, which also ties an NFL mark. His other three touchdowns came on a punt return, a fumble return and a blocked field goal return. Houston also holds the Oilers record for most career interception return yards with 650. With a long, fluid stride, Houston had excellent speed and quickness. His 6-3, 197-pound frame made him an ideal pass defender. Yet his lean, muscular body helped him to become a punishing tackler. Originally a ninth-round draft choice out of

Prairie View A&M, Houston earned a starter's role by the third game of his rookie season. Two weeks later in a game against the New York Jets, he scored two touchdowns, one on a 71-yard blocked field goal attempt, and the other on a 43-yard interception return. After excelling for six years with the Oilers, Ken was traded to the Redskins for five veteran players in 1973. The Redskins once referred to Houston as "pro football's most underrated superstar," but his capabilities were widely recognized. He won all-league acclaim with the Oilers in 1969 and 1971, and then was either All-Pro or All-NFC with the Redskins every year from 1973 to 1979. He was selected for either the AFL All-Star game or the AFC-NFC Pro Bowl 12 straight seasons from 1968 through 1979. He played in 183 consecutive games before suffering a broken arm against the New York Giants Nov. 25, 1979.



## KEN HOUSTON'S CAREER STATISTICS

Year	Team	G	Int	Yds	Avg	TD	FR	TD
1967-72	Houston	84	25	650	26.0	9	11	1
1973-80	Washington	112	24	248	10.3	0	10	0
<b>Totals</b>		<b>196</b>	<b>49</b>	<b>898</b>	<b>18.3</b>	<b>9</b>	<b>21</b>	<b>1</b>

**Additional Career Statistics:** Punt Returns: 51 returns for 333 yards, 1 TD; Kickoff Returns: 3 returns for 80 yards

## FRANCHISE PRO FOOTBALL HALL OF FAMERS

34



## EARL CAMPBELL

RUNNING BACK • 5'11" • 232 lbs • COLLEGE: TEXAS  
 NFL SEASONS: 8 • YEARS WITH OILERS: 7 (1978-84)  
 HOMETOWN: TYLER, TEXAS • BORN: MARCH 29, 1955  
 GAMES PLAYED: 115 • HALL OF FAME INDUCTION: 1991



Earl Campbell, a 5-11, 232-pound ball-carrying dynamo from the University of Texas, joined the Houston Oilers as the first player taken in the 1978 National Football League Draft. The first player to earn All-Southwest Conference honors four years, Campbell was a consensus All-America and the Heisman Trophy winner in 1977. Campbell took the NFL by storm from the outset. In 1978, he was named the NFL's Most Valuable Player, All-Pro, and Rookie of the Year. He won the league rushing championship with a club-record 1,450 yards and was named to the AFC Pro Bowl squad. It was more of the same the next two years with NFL rushing titles, MVP honors, and consensus All-Pro acclaim each season. He followed his rookie campaign with 1,697 yards in 1979, but his finest year came in 1980 when he rushed for 1,934 yards, which at the time was second only to O. J. Simpson's 2,003 yards gained in 1973. That year, Campbell gained over 200 yards in four games. In 1981, he won his fourth straight AFC rushing title with 1,376 yards. A sensational runner, Campbell was picked for the Pro Bowl five of his first six NFL seasons (1978-81, 1983). In his eight-year career, which finished in New Orleans, Campbell rushed 2,187 times

for 9,407 yards, and 74 touchdowns, retiring as the NFL's seventh all-time leading rusher. He also gained 806 yards on 121 receptions to bring his career combined net yards total to 10,213. He set Oilers records for most career yards (8,574), most career attempts (1,979), most touchdown runs (73) and most consecutive games with a rushing touchdown (5). His most famous performance came in a Monday night game against Miami in his rookie season. That night, he rushed for 199 yards and four touchdowns to lead the Oilers to a spectacular 35-30 victory. In spite of the constant pounding he took from opposing defenders, Earl missed only six games out of 115 because of injuries. Midway into his seventh season, he was traded by the Oilers to the New Orleans Saints for a first-round draft pick. He played a season and a half with the Saints before retiring after the 1985 campaign. Campbell is one of just four people officially designated a Texas Legend by the Texas State Legislature. The others are Davy Crockett, Sam Houston and Stephen F. Austin. Campbell was the only designee of the 20th century.



## EARL CAMPBELL'S CAREER STATISTICS

Years	Team	G	RUSHING				RECEIVING				
			Att	Yds	Avg	TD	Rec	Yds	Avg	Lg	TD
1978-84	Houston	91	1,979	8,574	4.3	73	115	718	6.2	66	0
1984-85	New Orleans	24	208	833	4.0	1	6	88	14.7	39	0
<b>Totals</b>		<b>115</b>	<b>2,187</b>	<b>9,407</b>	<b>4.3</b>	<b>74</b>	<b>121</b>	<b>806</b>	<b>6.7</b>	<b>66</b>	<b>0</b>

**Additional Career Statistics:** Passing: 1 for 3 for 57 yards, 1 TD, 1 Int



## FRANCHISE PRO FOOTBALL HALL OF FAMERS

18


**CHARLIE JOINER**

WIDE RECEIVER • 5'11" • 188 lbs • COLLEGE: GRAMBLING  
 NFL SEASONS: 18 • YEARS WITH OILERS: 4 (1969-72)  
 HOMETOWN: MANY, LA. • BORN: OCT. 14, 1947  
 GAMES PLAYED: 239 • HALL OF FAME INDUCTION: 1996



Charlie Joiner played 18 seasons in the NFL, including his first four with the Houston Oilers. One of the league's most prolific receivers, he amassed 750 career receptions for 12,146 yards and 65 touchdowns, ranking as the league's leading receiver of all-time when he retired at the age of 39 in 1986. His 18 seasons played were longer than any other wide receiver in history at the time of his retirement. The Oilers originally targeted Joiner for the defensive backfield when they picked the 5-11, 180-pounder from Grambling in the fourth round of the 1969 AFL-NFL Draft. Joiner played briefly on defense and the kickoff return team but soon became established as a premier pass catcher. Joiner caught 82 of his 750 career passes as an Oiler, totaling 1,480 yards and 12 touchdowns. He paced the squad with 681 yards and seven touchdown grabs in 1971. In his fourth season in 1972, Houston sent him to the Cincinnati Bengals in a four-player swap. Four years later in 1976, he was traded to San Diego. With the Chargers, Joiner blossomed into super-stardom. He and quarterback Dan Fouts

formed a lethal pass-catch team that accounted for the preponderance of his 586 receptions as a Charger. During his 11 years in San Diego, Joiner caught 50 or more passes seven times and had 70 or more receptions three seasons. Injuries cut into his playing time at the beginning, but in a 193-game span over his final 13 seasons, Joiner missed only one game. He was an All-NFL pick in 1980 and a Pro Bowl choice three times. In the 1980 AFC title game, he led the Chargers with six receptions for 130 yards and two touchdowns. Blessed with excellent speed and tantalizing moves, Joiner averaged 16.2 yards per catch and accounted for 12,146 yards and 65 touchdowns. When he was inducted into the Pro Football Hall of Fame in 1996, Joiner ranked fifth in receptions and sixth in receiving yardage on the NFL's all-time list. Joiner was once described by San Francisco 49ers coaching great Bill Walsh as "the most intelligent, the smartest, the most calculating receiver the game has ever known."

**CHARLIE JOINER'S CAREER STATISTICS**

Years	Team	RECEIVING				
		G	Rec	Yds	Avg	TD
1969-72	Houston	48	106	1,919	18.1	14
1972-75	Cincinnati	39	82	1,463	17.8	6
1976-86	San Diego	152	562	8,764	15.6	45
<b>Totals</b>		<b>239</b>	<b>750</b>	<b>12,146</b>	<b>16.2</b>	<b>65</b>

**Additional Career Statistics:** Passing: 0-1; Rushing: 8 rushes for 22 yards; Kickoff Returns: 10 returns for 94 yards

## FRANCHISE PRO FOOTBALL HALL OF FAMERS

63



## MIKE MUNCHAK

GUARD • 6'3" • 281 lbs • COLLEGE: PENN STATE  
 NFL SEASONS: 12 • YEARS WITH OILERS: 12 (1982-93)  
 HOMETOWN: SCRANTON, PA. • BORN: MARCH 5, 1960  
 GAMES PLAYED: 159 • HALL OF FAME INDUCTION: 2001



Mike Munchak was the eighth player overall and the first offensive lineman chosen in the 1982 National Football League draft. Selected by the Oilers, the former Penn State standout was an immediate success with the Houston club, earning the starting left guard spot in his first training camp. The 6-3, 281-pound lineman wasted little time establishing himself as one of the premier guards in the NFL. In 1984, in just his third year in the league, he was named to the first of seven All-AFC teams. That same year he received the first of nine Pro Bowl invitations. Not coincidentally, the Oilers' on-the-field successes increased as Munchak's development and experience increased. From their dismal 1-8 record in the strike-shortened 1982 season, the Oilers improved nearly every year that Munchak played. Along the way, the team advanced to the playoffs seven consecutive years (1987-1993) and captured the 1991 and 1993 AFC Central Divisional crowns. Munchak was a devastating blocker and considered the key to an offensive line that kept the Oilers at or near the top of the NFL's offensive statistical categories. In 1988 he led the Oilers' offensive line that gave

up just 24 quarterback sacks which was third in the NFL. It was also the fewest sacks allowed by the team in 10 seasons. The following season the offensive line held opponents to no sacks in six games. In 1991, the Oilers offensive line finished second in the AFC and fourth in the NFL in the fewest quarterback sacks allowed. Behind the Munchak-led line, Houston led the NFL in total offense in 1990 and passing offense in 1990 and 1991. The Oilers finished second in points scored in 1990 and second in total offense in 1991. Equally effective as a run blocker, Munchak led the Oilers offensive charge in 1993 as the team finished fourth in the NFL in both average gain per rushing play (4.4) and average gain per offensive play (5.3). Although he suffered from chronic knee problems, Munchak played in 159 regular season games. His 12 seasons with the Oilers tied him for second longest in the franchise's history at the time of his retirement. He became the first player inducted into the Hall of Fame who played his entire career with the Oilers. Long-time teammate Bruce Matthews presented Munchak for induction.



## MIKE MUNCHAK'S CAREER STATISTICS

**Career Games Played/Started (Playoffs):** 1982: 4/3, 1983: 16/16, 1984: 16/16, 1985: 16/16, 1986: 6/6, 1987: 12/12 (2/2), 1988: 16/16 (2/2), 1989: 16/16 (1/1), 1990: 16/16 (1/1), 1991: 13/13 (2/2), 1992: 15/14 (1/1), 1993: 13/12 (1/1) **Totals: 159/156 (10/10)**

**Additional Statistics:** 1 TD (1-yard fumble recovery vs. Cleveland, 9/14/86)

## FRANCHISE PRO FOOTBALL HALL OF FAMERS

65



### ELVIN BETHEA

DEFENSIVE END • 6'2" • 260 lbs • COLLEGE: NORTH CAROLINA A&T  
 NFL SEASONS: 16 • YEARS WITH OILERS: 16 (1968-83)  
 HOMETOWN: TRENTON, N.J. • BORN: MARCH 1, 1946  
 GAMES PLAYED: 210 • HALL OF FAME INDUCTION: 2003



Defensive end Elvin Bethea, an eight-time Pro Bowl selection during his outstanding career with the Houston Oilers, was named to the five-man class of the 2003 Pro Football Hall of Fame that included running back Marcus Allen, guard Joe DeLamielleure, wide receiver James Lofton, and coach Hank Stram. A third-round draft pick in 1968 (77th player overall) Bethea played in 210 games over 16 seasons, never missing a game until breaking his arm on Nov. 13, 1977. He was considered a "steal" in a draft class that produced three future Hall of Fame players in Larry Csonka, Art Shell, and Ron Yary. When he retired, he held three team records relating to career service: most seasons (16), most career regular season games played (210), and most consecutive regular season games played (135). Having led the team in sacks in six seasons, Bethea's unofficial 105-career sack total still ranks first in franchise history, including his team-best 17 sacks in 1973. He recorded four sacks and a fumble recovery in his best single game performance against San Diego in 1976. He played in eight playoff games and posted 691 career tackles. Bethea also played in eight

Pro Bowls (1970, 1972-1976, 1979, 1980) and earned All-Pro second-team honors in 1973, 1975, 1978, and 1979. More than just a pass rusher, Bethea was also effective against the run. Eventhough 1974 was the first year such statistics were compiled by the Oilers, his 691 career tackles, are still among the best in franchise history, even excluding the first six years of his career. "When people ask me who the best guy I ever played against was I always tell them Elvin Bethea and Lyle Alzado because both of them were complete ballplayers," said Art Shell, Hall of Fame member of the Oakland Raiders. "Elvin was one of the quickest guys I've ever been around. We always had to double-team him. There were times when I was supposed to block him when he would get by me so quick. And then Gene Upshaw was supposed to pick him up and he also got by him so quick that we would get back to the huddle and Upshaw would say, 'Did you see that?' and I'd say, 'Yeah, I saw that. He just beat the heck out of me too!' Elvin was just a great player."



### ELVIN BETHEA'S CAREER STATISTICS

Years	Team	GP	Tackles	Sacks	FR	Int	Yds	TD
1968-83	Houston	210	691	105	16	0	0	1
<b>Totals</b>		<b>210</b>	<b>691</b>	<b>105</b>	<b>16</b>	<b>0</b>	<b>0</b>	<b>1</b>

**Additional Career Statistics:** Safeties - 2, Fumble Return for TD - 1

## FRANCHISE PRO FOOTBALL HALL OF FAMERS

1

**WARREN MOON**

QUARTERBACK • 6'3" • 212 lbs • COLLEGE: WASHINGTON  
 NFL SEASONS: 17 • YEARS WITH OILERS: 10 (1984-93)  
 HOMETOWN: LOS ANGELES, CALIF. • BORN: NOVEMBER 18, 1956  
 GAMES PLAYED: 208 • HALL OF FAME INDUCTION: 2006



Warren Moon, the fourth leading passer in NFL history, was inducted into the 2006 class of the Pro Football Hall of Fame. Moon played 10 years (1984-93) with the Oilers/Titans organization and holds the franchise records for passing yards (33,685) and touchdowns (196), while leading the Oilers to seven consecutive playoff appearances from 1987-93. During a 17-year NFL career, Moon played for the Houston Oilers, Minnesota Vikings, Seattle Seahawks and Kansas City Chiefs and amassed 49,325 passing yards, 291 touchdowns and 102 wins. He earned nine Pro Bowl invitations (tied for the most by a quarterback with John Elway and Dan Marino), posted nine 3,000 yard seasons, 49 300-yard games and led his team to nine playoff appearances. His eight consecutive playoff berths matched a feat accomplished by Terry Bradshaw and Joe Montana. At the time of his retirement, he held the single-season passing yardage record for three different franchises: Oilers (4,367 in 1991), Vikings (4,364 in 1994) and Seahawks (3,678 in 1997). Moon tallied many accomplishments during his Oiler career. His finest season came in 1990, throwing for 4,689 yards (363 for 584) and 33 touchdowns in only 15 games. He earned AP

NFL Offensive Player of the Year for his efforts and his third of nine Pro Bowl invitations. Against Kansas City in 1990, Moon threw for 527 yards, which ranks as the second highest single-game total in NFL history (Norm Van Brocklin, 554 yards in 1951). In 1991, he surpassed the previous season's yardage total with 4,690 yards and became just the third player (Marino, Fouts) in NFL history to produce consecutive 4,000 yard passing seasons. Moon joined the Oilers and the NFL in 1984, after six seasons in the Canadian Football League, where he led his team to five Grey Cups (League Champions). In the CFL, Moon threw for 21,228 yards and 144 touchdowns. Moon was driven to play in the CFL after drawing little interest from the NFL as a starting quarterback following his senior season at the University of Washington. Moon became the first African-American quarterback to be inducted into the Pro Football Hall of Fame and his legacy as a minority quarterback cannot be underestimated. At the time of his arrival in the NFL only two black quarterbacks had been significant starters for their NFL teams (Shack Harris, Rams; Doug Williams, Tampa Bay).

**WARREN MOON'S CAREER STATISTICS**

Year	Team	G	Att	Comp	PASSING				RUSHING			
					Yds	TD	Int	Rating	Att	Yds	Avg	TD
1978-83	Edmonton	96	2,382	1,369	21,228	144	77	93.8	330	1,700	5.2	16
1984-1993	Houston	141	4,546	2,632	33,685	196	166	80.3	439	1,461	3.3	21
1994-96	Minnesota	39	1,454	882	10,102	58	42	80.0	69	143	2.1	0
1997-98	Seattle	25	786	458	5,310	36	24	80.2	33	50	1.5	1
1999-00	Kansas City	3	37	16	228	1	1	59.8	2	2	1	0
<b>CFL Totals</b>		<b>96</b>	<b>2,382</b>	<b>1,369</b>	<b>21,228</b>	<b>144</b>	<b>77</b>	<b>93.8</b>	<b>330</b>	<b>1,700</b>	<b>5.2</b>	<b>16</b>
<b>NFL Totals</b>		<b>208</b>	<b>6,823</b>	<b>3,988</b>	<b>49,325</b>	<b>291</b>	<b>233</b>	<b>80.9</b>	<b>543</b>	<b>1,736</b>	<b>3.2</b>	<b>22</b>
<b>Career Totals</b>		<b>304</b>	<b>9,205</b>	<b>4,157</b>	<b>70,553</b>	<b>435</b>	<b>310</b>	<b>87.4</b>	<b>873</b>	<b>3,436</b>	<b>4.2</b>	<b>38</b>

## FRANCHISE PRO FOOTBALL HALL OF FAMERS

74



## BRUCE MATTHEWS

GUARD/TACKLE/CENTER • 6'5" • 305 lbs • COLLEGE: USC  
 NFL SEASONS: 19 • YEARS WITH OILERS: 19 (1983-2001)  
 HOMETOWN: ARCADIA, CALIF. • BORN: AUGUST 8, 1961  
 GAMES PLAYED: 296 • HALL OF FAME INDUCTION: 2007



Arguably one of the best offensive linemen to ever play the game, Bruce Matthews became the first Tennessee Titan to be inducted into the Pro Football Hall of Fame. At the time of his retirement, Matthews played in more NFL games (296) than any non-kicker in the league's history. Longevity and durability were his hallmarks, but that coupled with his unparalleled play, earning a league record 14 consecutive Pro Bowl (9 at guard and 6 at center) selections (tied with Merlin Olsen) and seven times named AP All-Pro, made him one of the all-time greats. He rose to the challenges presented to him in starting at every position on the offensive line during his NFL career (87 C, 99 LG, 67 RG, 22 RT, 17 LT). He becomes the first Hall of Fame offensive lineman to play significant time at all five offensive line positions. A constant for the Oilers/Titans franchise, Matthews started in a team record 229 consecutive games (streak started at Indianapolis, Nov. 29, 1987) and never missed a game because of injury. His 19 seasons also are a team record and he ranks second in NFL history for years with one team behind Jackie Slater, who spent 20 seasons with the Rams. Matthews and G Randall McDaniel (Vikings) were the only two NFL players to play in every game during the decade of the 90's. Matthews was a part of nearly one-half of the franchise's first 42-years of history and helped the team win 146 games, make the playoffs

nine times, earn the only three AFC Central titles in team history, earn an AFC Championship and the franchise's only Super Bowl appearance. He blocked for 15 quarterbacks and 27 running backs, including five different 1,000-yard rushers (Earl Campbell, Mike Rozier, Lorenzo White, Gary Brown and Eddie George). During his career, he played in offenses that produced nine 1,000-yard rushing seasons and eight 3,000-yard passers. Additionally, he played in 42 different stadiums during his NFL career. During his career, Matthews blocked on a line that helped produce 65 100-yard rushing performances and 48 300-yard passing performances. Originally drafted by the Houston Oilers in the first round (ninth overall) of the 1983 NFL Draft, Matthews earned All-America honors at the University of Southern California. Matthews and his brother, Clay, each played 19 NFL seasons and the duo set an NFL record for games played by a pair of brothers with 574 games. Clay Matthews played in 278 games during his NFL career. Matthews had his number 74 jersey retired by the team and was inducted into the organization's Hall of Fame during a December, 2002 ceremony. Matthews joined a 2007 Hall of Fame class that included Dallas Cowboys WR Michael Irvin, Buffalo Bills RB Thurman Thomas, Detroit Lions TE Charlie Sanders, Cleveland Browns G Gene Hickerson, and St. Louis CB Roger Wehrl.



## BRUCE MATTHEWS' CAREER STATISTICS

**Career Games Played/Started (Playoffs):** 1983: 16/15, 1984: 16/16, 1985: 16/16, 1986: 16/16, 1987: 8/5 (2/2), 1988: 16/16 (2/2), 1989: 16/16 (1/1), 1990: 16/16 (1/1), 1991: 16/16 (2/2), 1992: 16/16 (1/1), 1993: 16/16 (1/1), 1994: 16/16, 1995: 16/16, 1996: 16/16, 1997: 16/16, 1998: 16/16, 1999: 16/16 (4/4), 2000: 16/16 (1/1), 2001: 16/16, **Totals: 296/292 (15/15)**

**Career Starts Breakdown by Position:** 1983, RG 15; 1984, C 9, RG 1, RT 6; 1985, RT 16; 1986, LT 16; 1987, RG 5; 1988, RG 16; 1989, RG 15, C 1; 1990, RG 15, C 1; 1991, C 16; 1992, C 16; 1993, C 16; 1994, C 15, LT 1; 1995, LG 16; 1996, LG 16; 1997, LG 16; 1998, LG 16; 1999, LG 12, C 4; 2000, LG 16; 2001, LG 7, C 9; **Totals: 87 C, 99 LG, 67 RG, 22 RT, 17 LT**

## FRANCHISE PRO FOOTBALL HALL OF FAMERS

78

**CURLEY CULP**

DEFENSIVE TACKLE • 6'2" • 265 lbs • COLLEGE: ARIZONA STATE  
 NFL SEASONS: 14 • YEARS WITH OILERS: 7 (1974-1980)  
 HOMETOWN: YUMA, ARIZ. • BORN: MARCH 10, 1946  
 GAMES PLAYED: 179 • HALL OF FAME INDUCTION: 2013



Curley Culp was voted into the Pro Football Hall of Fame in 2013. A six-time Pro Bowl selection, Culp played in 179 games during his NFL career with the Kansas City Chiefs (1968-1974), Houston Oilers (1974-1980) and Detroit Lions (1980-81). He was considered the prototypical nose tackle and helped pioneer the 3-4 defense. Hailing from Arizona State, where he was an All-American in both football and wrestling, Culp was selected in the second round of the 1968 NFL Draft by the Denver Broncos, who intended to use him as an offensive guard. However, his brief stint in Denver ended when he was traded to the Chiefs, who inserted him permanently on the defensive side. In 1969, the Chiefs won Super Bowl IV, and Culp was an instrumental member of one of the league's top defenses. He helped the Chiefs defeat the Oakland Raiders in the AFL Championship Game and the Minnesota Vikings in the Super Bowl. In 1974, during his seventh campaign in Kansas City, Culp was traded to the Oilers along with a first-round draft pick (used to select Robert Brazile) in exchange for John Matuszak. The move paid almost immediate dividends for the Oilers, who previously suffered through 1-13 records in both 1972 and 1973. In 1975, Culp's first full season in Houston, he helped the Oilers to a record of 10-4,

the first winning mark for the club in eight years. With Culp anchoring the defense, the Oilers finished with the AFC's top-ranked run defense (third in the NFL). Individually, Culp produced arguably the finest season of his career, recording 11.5 sacks and earning NFL Defensive Player honors by the Newspaper Enterprise Association. Culp continued as a leader of the Oilers defense that culminated in back-to-back appearances in the AFC championship games in 1978 and 1979. He was named to one AFL All-Star Game and five Pro Bowls during his career. Culp also was picked as a first-team All-Pro in 1975 and a second-team selection in 1971, 1977, 1978, and 1979. He was selected first- or second-team All-AFC five times. "Curley Culp was perhaps the strongest man I ever lined up against," said Raiders Hall of Fame center Jim Otto. Culp used his strong wrestling background to create havoc for opposing guards and centers. He was the 1968 NCAA heavyweight wrestling champion and was named to the U.S. Olympic wrestling team that year. Culp joined a 2013 Hall of Fame class that included offensive linemen Larry Allen and Jonathan Ogden, wide receiver Cris Carter, coach Bill Parcells, linebacker Dave Robinson and defensive lineman Warren Sapp.

**CURLEY CULP'S CAREER STATISTICS**

Years	Team	GP
1968-74	Kansas City	82
1974-80	Houston	92
1980-81	Detroit	5
<b>Totals</b>		<b>179</b>

## RETIRED JERSEY NUMBERS

In the history of the Oilers/Titans franchise, only six players have had the distinction of having their jersey number retired — **Jim Norton** (No. 43), **Elvin Bethea** (No. 65), **Earl Campbell** (No. 34), **Mike Munchak** (No. 63), **Bruce Matthews** (No. 74), and **Warren Moon** (No. 1).



**Jim Norton** played nine seasons for the Oilers (1960-68) as a safety and as a punter, establishing team records at both positions. As a rookie from the University of Idaho, Norton was a member of the Oilers' 1960 AFL Championship team. A four-time league all-star, he holds the club record for most interceptions in a career with 45. Also an accomplished punter, Norton was tops in club history with 519 career punts for a 42.3-yard career average and a long kick of 79 yards (11/22/64 vs. Kansas City).




**Elvin Bethea** joined the Oilers in 1968 after an outstanding career at North Carolina A&T. He started at defensive end in the 1968 season opener and didn't miss a game until breaking his arm in November 1977. That streak of 135 consecutive games played stands third in team history. An eight-time Pro Bowler (1970, 1972-76, 1978-80), Bethea ranks second for most seasons played (16, 1968-83), while his 210 games played (1968-83) also stands second behind Bruce Matthews. Bethea led the team

in sacks six times, including a career-best mark of 17 in 1973. The Oilers honored him with an "Elvin Bethea Appreciation Night" on Aug. 4, 1983. He became the sixth player in franchise history to be inducted into the Pro Football Hall of Fame on Aug. 3, 2003.



**Earl Campbell**, the franchise's second leading rusher and a member of the Pro Football Hall of Fame, was honored by having his number retired at ceremonies on Aug. 13, 1987. He set a single-season club record with a league-leading 1,450 yards his rookie season. Campbell followed that performance with 1,697 yards in 1979 and an astounding 1,934 yards in 1980. Both those totals led the NFL and the latter was second only to O.J. Simpson's 2,003 yards in 1973. Campbell was selected to five Pro Bowls

(1978-81, 1983) and retired as the NFL's seventh all-time leading rusher (9,407). He ranks second in franchise history in career rushing yards (8,574) and attempts (1,979), first in touchdown runs (73) and first in most consecutive games with a rushing touchdown (5).



**Mike Munchak** joined the Oilers as a first-round draft pick in 1982 out of Penn State. He was the first offensive lineman selected in the draft and the eighth overall selection. Munchak won the starting left guard position as a rookie and went on to play in 12 campaigns (1982-93) and 159 games (156 starts) for the Oilers. He is tied for third on the team's all-time list for seasons played and ranks fifth in games played. Munchak became a fixture on an offensive line that helped the Oilers to seven consecutive playoff appearances (1987-93). One of the premier guards in the National Football League, Munchak was selected to NFL's "Team of the Decade" for the 1980s and was chosen in 1989 to Oilers' 30th Anniversary "Dream Team." He ranks second in club annals with nine Pro Bowl selections, seven as a starter. Munchak announced his retirement on July 21, 1994, and on the same day, K.S. "Bud" Adams, Jr., announced that jersey No. 63 would be retired on "Mike Munchak Appreciation Day" on Nov. 6, 1994.



**Bruce Matthews** played in more games (296) than any non-kicker in NFL history. Longevity and durability were his hallmark. And that, coupled with his unparalleled play, in which he tied a league record with 14 Pro Bowl selections (tied with Merlin Olsen) and earned All-Pro honors six times, made him one of the all-time greats. He rose to the challenges presented to him in playing every position on the offensive line during his NFL career (87 at center, 99 at left guard, 67 at right guard, 22 at right tackle,

and 17 at left tackle). His number was retired during a halftime ceremony in Nashville on Dec. 8, 2002.



**Warren Moon**, the fourth leading passer in NFL history, played 10 years (1984-93) with the organization and holds the franchise records for passing yards (33,685) and touchdowns (196), while leading the Oilers to seven consecutive playoff appearances from 1987-93. Moon's finest season came in 1990, throwing for 4,689 yards (363-for-584) and 33 touchdowns in only 15 games and becoming the third player in NFL history to produce consecutive 4,000-yard passing seasons. He earned AP NFL Offensive

Player of the Year for his efforts and his third Pro Bowl berth. His jersey was retired in a halftime ceremony in Nashville on Oct. 1, 2006.

## TITANS/OILERS HALL OF FAME

In recognition of the 40th season of the Houston Oilers/Tennessee Titans organization, team owner K.S. "Bud" Adams, Jr. created an official team Hall of Fame, featuring players and staff from the past, while creating a special place for Titans stars of the future to be recognized. To date, nine individuals have been named to the franchise's Hall of Fame:


NAME	POSITION	YEARS WITH FRANCHISE	INDUCTED
K.S. "Bud" Adams, Jr.	Team Owner/Founder	1959 - present	Sept. 7, 2008
Elvin Bethea	Defensive End	1968-83	Dec. 9, 1999
George Blanda	Quarterback/Kicker	1960-66	Dec. 9, 1999
Earl Campbell	Running Back	1978-84	Dec. 9, 1999
Eddie George	Running Back	1996-2003	Oct. 27, 2008
Mike Holovak	General Manager	1981-99	Dec. 9, 1999
Ken Houston	Safety	1967-72	Dec. 9, 1999
Bruce Matthews	Offensive Lineman	1983-2002	Dec. 8, 2002
Steve McNair	Quarterback	1995-2005	Oct. 27, 2008
Warren Moon	Quarterback	1984-93	Oct. 1, 2006
Mike Munchak	Guard	1982-93	Dec. 9, 1999
Jim Norton	Safety/Punter	1960-68	Dec. 9, 1999
Frank Wycheck	Tight End	1995-2003	Oct. 27, 2008

## OILERS LOGO HISTORY

The original Oilers helmet, circa 1960, was blue with a white stripe down the middle. The oil derrick logo was also white. Although the derrick itself remained, many subtle changes were made to the helmets over the years. In 1964, two red stripes were added to the white striping on top of the helmet. Two years later, the helmet color was changed to silver with red and blue striping. The derrick, meanwhile, was changed to blue with a red outline and white background. In 1972, the helmet color was switched back to blue with red and white striping, while the derrick was changed to white with a red outline. Three years later, the helmet color was changed to its familiar white with red and blue striping. The derrick was then switched to blue with a red outline. The helmets boasted a gray facemask. In 1981, the facemask was switched to red. In 1997, the Oilers added the Tennessee logo to the back of their helmet upon their relocation to Nashville. In 1999, the franchise unveiled a new logo as the team was renamed the Tennessee Titans.



The original Houston Oilers helmet from 1960-65 was blue with a white stripe down the middle.



## HELMET HISTORY



**1960-1965, 1994 Throw-back Games**  
(Red stripe added in 1964)



**1966-1970**



**1971**

*(Additional silver stripe was used for some games; gap between the blue and red stripe pictured)*



**1972-1974**



**1975-1980**



**1981-1998**




**1999-Present**



## FRANCHISE HOMES

## JEPPESEN STADIUM — Houston



**Years Played** . . . . . 1960-64

**Record** . . . . . 26-11

**First Game** . . . . . 9/18/60 — Oilers 38, Los Angeles Chargers 28 (20,156)

**Last Game** . . . . . 12/20/64 — Oilers 34, Denver 15 (15,839)

**Highlights:** Oilers capture inaugural AFL Championship with a 24-16 win over the San Diego Chargers at Jeppesen Stadium (1/1/61)...Oilers defend that title the following year with a 10-3 win at San Diego...Jeppesen record crowd of 37,981 watches Dallas nip Oilers 20-17 in overtime in the 1962 AFL Championship Game (12/23/62).

## RICE STADIUM — Houston



**Years Played** . . . . . 1965-67

**Record** . . . . . 11-10

**First Game** . . . . . 9/12/65 — Oilers 27, New York Jets 21 (52,680)

**Last Game** . . . . . 12/16/67 — Oilers 24, San Diego 17 (19,870)

**Highlights:** Oilers wallop Denver 45-7 (9/3/66), setting an AFL record by not allowing a Broncos first down...after four straight losing seasons, Oilers clinch Eastern Division title with 24-17 win over Chargers (12/17/67)...in 1967, Oilers become first team to go from last in the division to first in one season.

## ASTRODOME — Houston



**Years Played** . . . . . 1968-96

**Record** . . . . . 116-105-2

**First Game** . . . . . 9/9/68 — Kansas City 26, Oilers 21 (45,083)

**Last Game** . . . . . 12/15/96 — Cincinnati 21, Oilers 13 (15,131)

**Highlights:** Astrodome was the first domed stadium in the NFL...Oilers 3-2 in playoff games at Astrodome...Oilers appeared in 16 "Monday Night Football" telecasts, going 10-6...in 1980 season finale against Minnesota (12/21/80), Earl Campbell sets NFL record with his fourth 200-yard rushing game of the season...Campbell finishes with 1,934 yards, then the second-highest total in league history...Oilers set team record for points in a game with 58-14 drubbing of Cleveland (12/9/90)...Oilers beat Steelers 31-6 to win first-ever undisputed AFC Central Division title (12/8/91)...Oilers win club-record 11th consecutive game with 24-0 win over the New York Jets (1/2/94)...three former Oilers — Elvin Bethea (No. 65), Campbell (No. 34) and Mike Munchak (No. 63) — have their numbers retired.

## LIBERTY BOWL — Memphis



**Year Played** . . . . . 1997

**Record** . . . . . 6-2

**First Game** . . . . . 8/31/97 — Oilers 24, Oakland 21, OT (30,171)

**Last Game** . . . . . 12/21/97 — Oilers 16, Pittsburgh 6 (50,677)

**Highlights:** The Oilers played their first season in Tennessee at the Liberty Bowl in Memphis...Eddie George ties a franchise record with 216 yards rushing as the Tennessee Oilers win their inaugural game in Tennessee, a 24-21 overtime win over Oakland in Memphis...Oilers close out season with 16-6 win over division-winner Pittsburgh.

## DUDLEY FIELD (VANDERBILT STADIUM) — Nashville



**Year Played** . . . . . 1998

**Record** . . . . . 3-5

**First Game** . . . . . 9/13/98 — San Diego 13, Oilers 7 (41,089)

**Last Game** . . . . . 12/26/98 — Minnesota 26, Oilers 16 (41,121)

**Highlights:** Frank Wycheck catches pass from Steve McNair to score club's first touchdown in Nashville (9/13)...Oilers pummel Cincinnati 44-14 for first win in Nashville (10/18)...Al Del Greco kicks game-winning field goal to secure season sweep of Pittsburgh (11/15).

## LP FIELD — Nashville



**Years Played** . . . . . 1999-Present

**Record** . . . . . 69-43 (regular season) 2-2 (playoffs)

**First Game** . . . . . 9/12/99 — Tennessee 36, Cincinnati 35 (65,272)

**Highlights:** At LP Field, the Tennessee Titans have recorded a 71-45 home record (combined regular season and playoffs), including an undefeated 9-0 home mark in 1999. Adelphia Coliseum, as the stadium was first named, opened its doors in the national spotlight with a preseason victory over the Atlanta Falcons on Aug. 27, 1999. Tennessee opened the regular season with a come-from-behind 36-35 victory over Cincinnati. But the most memorable victory of the season came in a 22-16 Wild Card victory over Buffalo on Jan. 8, 2000. In that game, Kevin Dyson fielded a lateral pass from Frank Wycheck with 16 seconds left and raced 75 yards down the sideline for the winning score. That play, which propelled Tennessee into an AFC Divisional showdown at Indianapolis the following week, was immediately dubbed "The Music City Miracle" and will go down as one of the most memorable moments in NFL history. The Titans won 12 consecutive games to open their new stadium, breaking the NFL record. The Coliseum changed its name to LP Field on June 6, 2006, when the Titans reached a 10-year stadium naming rights agreement with Louisiana-Pacific Corporation.

## HISTORICAL HIGHLIGHTS

Click [HERE](http://www.titansonline.com) for 1959-94 highlights at [www.titansonline.com](http://www.titansonline.com).

### 1995

**January 5** – Oilers announce that Jeff Fisher will remain as head coach, officially becoming the 15th head coach in franchise history.

**January 17** – As his first hire, Fisher brings in Jerry Rhome under the title of Offensive Coordinator.

**March 3** – The Oilers jump into the free-agent pool and sign the NFL's all-time leading kickoff returner, Mel Gray. Gray joins the Oilers after successful stints with the Detroit Lions and New Orleans Saints.

**March 7** – The team announces five-year contract with KHTV/Channel 39 to broadcast Oilers' preseason games. The pact reunites the team and KHTV, which carried Oilers preseason action in '89.

**March 23** – Houston lures in one of the most coveted unrestricted free agents by signing C Mark Stepnoski from the Dallas Cowboys.

**March 28** – The Oilers sign veteran QB Chris Chandler from the Rams.

**April 22** – With the third overall choice in the draft, Houston selects Alcorn State QB Steve McNair.

**July 25** – QB Steve McNair signs contract at press conference held at Oilers' training camp.

**August 11** – Tennessee newspaper reports that Nashville Mayor Phil Bredesen is meeting with Oiler officials. Nashville is willing to build new stadium if it will attract a professional team. K.S. "Bud" Adams, Jr. and Bredesen execute an agreement that gives the City of Nashville a 70-day exclusive negotiating period with the Houston Oilers to build a stadium and relocate the team.

**August 19** – Oilers-Chargers preseason game is canceled by NFL after field is deemed unplayable for safety reasons.

**September 3** – The Oilers travel to Jacksonville and defeat the Jaguars 10-3 in the expansion team's inaugural game.

**September 24** – QB Chris Chandler connects on 23 of 26 passes for 352 yards and four touchdowns, leading Oilers to a 38-28 win over the Bengals at Riverfront Stadium. Chandler's 88.46 completion percentage misses the NFL record by one completion. Chandler, who hooked up with rookie WR Chris Sanders on touchdown passes of 58 and 46 yards, is named AFC Offensive Player of the Week.

**November 2** – Oilers' long-time equipment assistant Bill "Mojo" Lackey passes away after a massive stroke.

**November 5** – Oilers win 37-10 over Browns and dedicate game to "Mojo" and his family. The win marks the Oilers' largest margin of victory at Cleveland since a 40-10 decision on Oct. 12, 1975.

**November 12** – K.S. "Bud" Adams, Jr. and the Oilers announce the establishment of the Bill "Mojo" Lackey Memorial Award, which would be given to the player, coach or front office staff member that best exemplifies the qualities of the former equipment assistant. A \$10,000 check is given to the winner to be awarded to charity in his or her name.

**November 16** – K.S. "Bud" Adams, Jr. and Nashville Mayor Phil Bredesen sign a relocation agreement to move the Oilers to Tennessee.

**December 14** – G Bruce Matthews, S Blaine Bishop, CB Darryll Lewis and C Mark Stepnoski are selected to the Pro Bowl. Matthews sets the Oiler mark for consecutive selections with his eighth consecutive Pro Bowl honor.

**December 17** – Paul "Hoss" Noska, equipment assistant, is honored with the first Bill "Mojo" Lackey Memorial Award.

### 1996

**March 26** – Oilers sign veteran WR Willie Davis from the Kansas City Chiefs.

**April 20** – After trading down in the first round (from 9th to 17th) to acquire extra picks from Oakland, General Manager Floyd Reese and Head Coach Jeff Fisher execute a trade with the Seattle Seahawks to move back up to the 14th spot in the 1996 draft to select Heisman Trophy winner



The Oilers draft McNair in 1995

Eddie George from Ohio State. Sent to the Seahawks in the trade was DT Glenn Montgomery.

**April 30** – The National Football League approves the team's relocation to Nashville in a special owners' meeting held in Atlanta, Ga.

**May 3** – Adding more weapons to the offense, the Oilers agree to terms with RB Ronnie Harmon from the San Diego Chargers.

**May 7** – Voters of Davidson County in Nashville, Tenn., overwhelmingly approve a referendum held to decide on the use of public funding for a new downtown stadium.

**October 20** – With a 22-yard field goal, K Al Del Greco sets the club record for most career field goals, surpassing K Tony Zendejas (117).

**October 27** – Del Greco kicks the longest field goal in team history with a 56-yarder at the end of the first half versus the 49ers.

**November 17** – In a clash with the Miami Dolphins, G Bruce Matthews becomes the Oilers' all-time leader in games played with his 211th contest, breaking Elvin Bethea's mark of 210. Matthews would go on to also set the team marks for most consecutive games played and started.

**December 12** – G Bruce Matthews, S Blaine Bishop, C Mark Stepnoski and ST player John Henry Mills are selected to the Pro Bowl. Matthews extends the Oiler mark for consecutive selections (9) and ties G Mike Munchak for most overall selections (9).

**December 15** – Oilers play their final game in Houston with a 21-13 loss to the Cincinnati Bengals in the Astrodome.

**December 22** – RB Eddie George finishes the 1996 season with 1,368 yards rushing en route to Rookie of the Year accolades. In addition, George's ground totals were only 82 yards shy of RB Earl Campbell's rookie record of 1,450. On this day, George would also help the Oilers to a 24-21 win over the Baltimore Ravens for a franchise-best 6-2 road record.

### 1997

**January 1** – The team promotes linebackers coach Gregg Williams to defensive coordinator.

**January 3** – After relieving Jerry Rhome of his duties, the Oilers make wide receivers coach Les Steckel the team's offensive coordinator/quarterbacks coach.



George speaks with the media after being drafted 14th overall in 1996

### McNAIR AND GEORGE

First round draft picks in consecutive years, QB Steve McNair (drafted in 1995) and RB Eddie George (drafted in 1996) became the centerpieces of a team that advanced to the playoffs in four of five years (1999, 2000, 2002, 2003). From 1997, McNair's first season as a starter, until Eddie George's final season as a Titan in 2003, the two combined to pull the franchise to new heights, including the team's first Super Bowl appearance (XXXIV). The duo started in the same backfield 107 times during their seven seasons together and posted a 67-40 record (.626 winning percentage) in those games, and 5-4 in postseason. The 2003 season would be memorable for both as McNair was named Co-MVP of the NFL, becoming only the franchise's second player to garner the honor (Campbell in 1979) and George became the franchise's all-time leading rusher, passing Earl Campbell and becoming only the 17th running back to reach 10,000 career rushing yards. Each player personified toughness with legendary stories told of McNair returning from injuries to lead his team to victory and George never missing a start in his eight year franchise career - 128 games - which represented the most consecutive starts in NFL history for a running back to start a career.

## HISTORICAL HIGHLIGHTS

**February 24** – Oilers trade QB Chris Chandler to the Atlanta Falcons for two 1997 draft choices (4th and 6th).

**May 3** – City of Nashville holds ground-breaking ceremonies for the team's downtown stadium.

**May 8** – After formulating an agreement earlier with Harris County (Houston), K.S. "Bud" Adams, Jr. and Astrodome USA owner Drayton McLane, Jr. reach a settlement for the final year of Oilers' lease at the Astrodome. Under appointed mediator Alice Oliver Parrott, the two sides clear the biggest step in the team's ability to play games in Tennessee for the 1997 season.

**June 5** – Oilers reach agreement with Memphis Sports Authority, clearing the way for the team to play its games in the Liberty Bowl.

**June 12** – Oilers hold press conference in Nashville to formally announce the club's intention to play the 1997 season in Tennessee, and introduce an inaugural patch and logo which merges the Oilers traditional "Oil derrick" with the Tennessee state flag.

**July 18** – Oilers players report to Tennessee State University for their first training camp in the state of Tennessee. Also, Oilers sign DE Kenny Holmes, 1997 first-round selection, to a four-year contract.

**July 19** – Oilers sign GM Floyd Reese to a four-year extension running through 2001 season.

**August 2** – Oilers play first preseason game of 1997 season at Liberty Bowl in Memphis, falling to the New Orleans Saints 21-12.

**August 9** – Oilers play their first ever game at Vanderbilt Stadium, an 18-12 preseason loss to the Washington Redskins.

**August 15** – Oilers move into their temporary training facility in Bellevue.

**August 23** – Oilers promote Don MacLachlan to Executive Vice President of Marketing, Broadcasting, and Ticketing.

**August 27** – Oilers sign free agent SS Blaine Bishop.

**August 31** – Oilers open their inaugural season in the state of Tennessee with a 24-21 overtime win over the Oakland Raiders at Liberty Bowl. RB Eddie George ties Billy Cannon's franchise record for rushing yards in a game with 216 yards on 35 carries. With the game-winning field goal in overtime, K Al Del Greco becomes the Oilers all-time points leader, surpassing George Blanda's total of 596 points.



George posts a record game against Oakland in the 1997 regular season opener

**October 27** – In their first-ever trip to Arizona, the Oilers defeat the Cardinals 41-14.

**November 27** – Oilers defeat Dallas 27-14 on Thanksgiving Day in front of a national-television audience. It marked the first regular season game in Texas for the Oilers since their move to Tennessee.

**December 11** – G Bruce Matthews, RB Eddie George, and SS Blaine Bishop are selected to the Pro Bowl. Matthews extends the mark for consecutive selections (10) and surpasses G Mike Munchak for most overall selections (9).

**December 14** – Oilers fall to the Baltimore Ravens 21-19 in the final game at Baltimore's Memorial Stadium. It marked the second time the Oilers closed the stadium, because on Dec. 18, 1983, the Oilers played at the Baltimore Colts in what would be their final game in Baltimore.

**December 21** – Oilers close their inaugural season in Tennessee with an 8-8 record after a 16-6 win over Pittsburgh in Memphis.

### HOUSTON OILERS TO TENNESSEE TITANS

After trying unsuccessfully for many years to construct a deal with the city of Houston for a new football or multi-use stadium, Oilers owner K.S. "Bud" Adams, Jr. decided that moving his franchise to another city might be the only solution left to keep the team financially competitive. In the spring of 1995, research was completed and several cities were identified as desirable for relocation and at the top of the list was Nashville, Tenn. In the summer of 1995, Adams contacted Nashville's mayor, Phil Bredesen, to see if the city would be interested in having the team relocate to the region. A 70-day exclusive negotiating period was agreed to and in November the two had signed a relocation agreement that would bring the Oilers to Nashville. In April of 1996, the NFL approved the team's relocation and on May 7th, the voters of Davidson County approved a referendum on using public funding for the new downtown stadium. Dec. 15, 1996 would mark the Oilers final home game at the Astrodome in Houston – a 21-13 loss to Cincinnati in front of 15,131 fans. In May of 1997, the team reached a settlement with the Astrodome that let them escape the final year of the contract and allowing the team to play the 1997 season in Tennessee. With the new stadium in Nashville still two years from completion, the team decided to play at Memphis' Liberty Bowl until the stadium was complete. The Tennessee Oilers opened their inaugural season in the state of Tennessee with a 24-21 overtime win over the Oakland Raiders at the Liberty Bowl in front only 30,000 fans. The Oilers struggled with low attendance throughout the 1997 season and by March of 1998, the Oilers reached an agreement to play the 1998 season at Vanderbilt Stadium in Nashville. Crowds at Vanderbilt Stadium were an improvement from the previous year, but the team could only muster a 3-5 home mark. During the 1998 season, Adams announced the Oilers name would be retired and the team would be renamed the Titans as they entered their new stadium for the 1999 season. In April of 1999, the team unveiled their new Titans uniforms and in August the team played its first game at the new Adelphia Coliseum (in 2002 Adelphia's name is removed and in 2006 it is named LP Field). The 1999 season ends with the franchise's first Super Bowl berth in the team's 40-year history. A total of 20 players endured the entire odyssey of playing in Houston in 1996, Memphis in 1997, Vanderbilt in 1998 and LP Field in 1999.



Adams presents Mayor Bredesen with an official team jersey

### 1998

**February 14** – Oilers agree to terms with free agent WR Yancey Thigpen from Pittsburgh.

**February 19** – Oilers agree to terms with free agent P/K Craig Hentrich from Green Bay.

**February 24** – Oilers reach agreement with Shelby County Sports Authority and Memphis Park Commission to be released from the final year of their lease at the Liberty Bowl.

## HISTORICAL HIGHLIGHTS

**March 4** – Oilers and Vanderbilt University reach tentative agreement for the Oilers to play at Vanderbilt Stadium for the 1998 season.

**March 11** – Oilers agree to terms with free agent TE Jackie Harris from Tampa Bay.

**April 16** – A tornado rips through Nashville, damaging three cranes and 10 portable trailers at the Oilers East Bank Stadium construction site.

**April 18** – In the franchise's first draft as the Tennessee Oilers, the club selects WR Kevin Dyson from Utah with its first-round selection (16th overall) in the NFL Draft.

**April 23** – Oilers finalize deal to play at Vanderbilt Stadium for the 1998 season.

**May 15** – Oilers finalize deal to acquire land in MetroCenter for a permanent practice facility to be finished in the summer of 1999.

**May 28** – Oilers reach agreement with Tennessee State University to hold the Oilers 1998 Training Camp on TSU's campus. It marks the first time in club history that the Oilers have had consecutive training camps outside the state of Texas.

**July 29** – Owner K.S. "Bud" Adams, Jr., listens to the Tennessee fans and announces that he will change the name of the team. An advisory council is later formed to research names and a "Guess the Name" contest is introduced to fans to gain additional feedback.

**Oct. 18** – Oilers win first home game in Nashville, a 44-14 victory over Cincinnati.

**Oct. 29** – Former Oiler and nine-time Pro Bowl Guard Mike Munchak is announced among 76 nominees for the Pro Football Hall of Fame.

**Sept. 12** – Oilers play first regular season home game in Nashville vs. San Diego Chargers.

**Nov. 4** – First Oilers coach, Lou Rymkus, passes away at 78.

**Nov. 14** – Oilers owner K.S. "Bud" Adams, Jr., announces that the Oilers will become the "Tennessee Titans" beginning in 1999. "We wanted a new nickname to reflect strength, leadership and other heroic qualities," Adams said.

**Dec. 22** – Oilers owner K.S. "Bud" Adams, Jr., unveils new Tennessee Titans logo and colors, featuring the fire of the Titans and exemplifying power, strength, knowledge and excellence. "I feel we have developed a logo that fans throughout the state of Tennessee and around the country will embrace for years to come," Adams said.

**Dec. 26** – Oilers era comes to end against Minnesota Vikings.



Adams announces team name change to the Titans

### 1999

**January 1** – G Bruce Matthews and P Craig Hentrich earn All-Pro honors.

**February 8** – G Bruce Matthews, P Craig Hentrich, RB Eddie George & TE Frank Wycheck represent AFC in Pro Bowl.

**February 26** – Steve Walters (WR's) and Jim Washburn (DL) added to coaching staff.

**April 13** – Titans unveil new uniforms and helmets before packed crowd at the new stadium.



George, Wycheck, Hentrich and Bishop model the Titans new uniforms

**April 17** – Titans make Florida DE Jevon Kearse their first selection in the 1999 NFL Draft.

**May 3** – Veteran players tour stadium and practice facility. Mr. Adams presents pair of tickets to each stadium worker in appreciation of their hard work.

**May 3** – George Henshaw promoted to Assistant Head Coach/Running game. Jim Schwartz added to staff as Defensive Assistant/Quality Control Coach.

**May 8** – Final auditions determine first ever Titans cheerleading squad.

**May 13** – 11-time Pro Bowl offensive lineman Bruce Matthews re-signs with team.

**May 14** – Stadium lights turned on for 100-hour test.

**May 17** – Titans announce that 1999 training camp will be held at Baptist Sports Park in Bellevue.

**May 18** – Stadium sod is laid down.

**July 8** – Adelphia Coliseum name and logo are unveiled at a downtown ceremony.

**July 23** – Titans name former Minnesota Senior Vice President Jeff Diamond President and Chief Operating Officer, and agree to terms with former Pittsburgh Pro Bowl quarterback Neil O'Donnell.

**July 27** – The Titans sign their first-round draft selection, Florida DE Jevon Kearse, to a multi-year contract.

**August 15** – The Tennessee franchise plays its first preseason game under the name Titans, a 22-20 loss at Kansas City. The game is the first in franchise history played in a uniform other than the Oilers.

**August 27** – Titans defeat Atlanta, 17-3, in the first preseason game at Adelphia Coliseum.

**September 2** – Owner K.S. "Bud" Adams, Jr. and his wife, Nancy, announce the creation of the Tennessee Titans Foundation, an organization established to serve the charitable interests of the state of Tennessee by providing financial support and other resources to non-profit organizations, enriching and strengthening communities throughout the state. Adams donates \$500,000 to start the foundation.

**September 5** – Cornerback Darryll Lewis, the team leader in interceptions in each of the past five seasons, is released.

**September 12** – Al Del Greco kicks a 33-yard field goal to lift the Titans to a 36-35 win over Cincinnati in the first regular season game and victory at Adelphia Coliseum. The win, in front of 65,272 fans, is the team's first as the Titans, and quarterback Steve McNair passes for a career-high 341 yards in the victory.

**September 26** – The team wins its first road contest as the Titans, a 20-19 victory at Jacksonville sealed by a Samari Rolle interception in the end zone with under a minute remaining.

**October 31** – Steve McNair returns after missing five games because of a back injury to lead the Titans to defeat the previously-unbeaten St. Louis Rams, 24-21 at Adelphia Coliseum. McNair is named Miller Lite NFL Player of the Week for his performance in the victory.

December 19 - Tennessee clinches the franchise's first playoff berth since 1993 with a 30-17 win over Atlanta at Adelphia Coliseum.

**December 22** – G Bruce Matthews, RB Eddie George, DE Jevon Kearse and TE Frank Wycheck are named to the AFC team for the Pro Bowl. Matthews extends his franchise records for consecutive and overall selections (12), and Kearse becomes the first rookie defensive end selected to the Pro Bowl in AFC history and the first in the NFL since 1978.

**December 26** – Tennessee defeats Jacksonville for the fourth consecutive time, a 41-14 victory in which Steve McNair throws five touchdown passes. McNair earns his first AFC Offensive Player of the Week and his second Miller Lite NFL Player of the Week honor this season for his efforts. The win completes the first unbeaten home regular season in club history.



Faith Hill sings at inaugural game of the new stadium

## HISTORICAL HIGHLIGHTS

### 2000

**January 8** – In a play known as the “Music City Miracle,” Kevin Dyson returns a Frank Wycheck lateral on a kickoff return 75 yards for a touchdown, lifting the Titans to a 22-16 victory in the AFC Wild Card playoff game over the Buffalo Bills. The improbable play, which occurred with just 16 seconds remaining in the game, gives the franchise its first playoff win in Tennessee in addition to its first since 1993.

**January 16** – Eddie George rushes for 162 yards, including a 68-yard touchdown run, as the Titans defeat the Indianapolis Colts, 19-16, in an AFC Divisional Playoff game at the RCA Dome.

**January 23** – The Titans beat Jacksonville for the third time of the season and fifth consecutive time, using 23 second-half points en route to a 33-14 win at Alltel Stadium in Jacksonville. Steve McNair runs for two touchdowns and Derrick Mason returns a kickoff 80 yards in the win. The win sends Tennessee to its first Super Bowl in franchise history and its first AFC/AFL Championship since 1961.



Dyson races down the sideline in the Music City Miracle



Del Greco, Wycheck and Hentrich pose with the AFC Championship trophy

**January 30** – The Titans fall short in their quest to win Super Bowl XXXIV, as Kevin Dyson is stopped one yard short of the end zone on the final play of the game in a 23-16 St. Louis Rams victory.



The Titans battle the Rams at Super Bowl XXXIV in Atlanta

**February 16** – The Titans sign unrestricted free agents LB Randall Godfrey (Dallas) and T Fred Miller (St. Louis).

**March 7** – Mike Heimerdinger is named offensive coordinator, replacing Les Steckel.

**March 13** – Craig Johnson (quality control/offense) and Ronnie Vinklarek (quality control/defense) are added to the coaching staff, while Jim Schwartz is promoted to linebackers coach.

**June 15** – The Titans extend the contract of Head Coach Jeff Fisher and

### HOME SWEET HOME

The newly-named Tennessee Titans opened their new stadium, Adelphia Coliseum (later to be named LP Field) with the regular season opener on Sept. 12, 1999 against the Cincinnati Bengals. The back and forth game would end with the Titans hanging on for a 36-35 win. The win would start a historic streak of 12 consecutive wins to open the new stadium. The 12 consecutive wins were the most in the modern era for a new stadium (Texas Stadium, 9 wins in 1971) and one short of the all-time record by the Buffalo Americans in 1920. The Titans first loss in their new home would come against the Baltimore Ravens on Nov. 12, 2000. The winning streak actually began in the spring of 1998, when a devastating tornado ripped through Nashville, but only gave a glancing blow to the under construction stadium and sparing it from destruction.

expand his title to Executive Vice President.

**July 19** – The Titans extend the contract of RB Eddie George.

**August 14** – The Titans host Monday Night Football for the first time since moving to Tennessee. A sell-out crowd of 68,072 at Adelphia Coliseum watch the Titans defeat St. Louis, 30-3, in a preseason Super Bowl XXXIV rematch.

**October 16** – The Titans host their first regular season Monday Night Football game at Adelphia Coliseum, a 27-13 victory over the Jacksonville Jaguars.

**November 12** – Tennessee’s NFL record of 12 consecutive victories to open a new stadium ends in a 24-23 loss to the Baltimore Ravens.

**December 14** – S Blaine Bishop, RB Eddie George, T Brad Hopkins, DE Jevon Kearse, KR Derrick Mason, G Bruce Matthews, CB Samari Rolle and TE Frank Wycheck are named to the AFC team for the Pro Bowl. QB Steve McNair is added as an alternate, giving the Titans nine players on the Pro Bowl roster, the most for the franchise since nine players were selected in 1992.

**December 17** – At Cleveland, Bruce Matthews passes brother Clay on NFL games played list at 279 games. Both are honored in pre-game ceremony.

**December 25** – The Titans clinch the AFC Central Division Championship with a 31-0 victory against the Dallas Cowboys, earning a 13-3 record for the second-consecutive season and home-field advantage throughout the playoffs. The defensive unit finishes the season ranked first overall in the NFL.

### 2001

**January 7** – Baltimore defeats the Titans, 24-10, in an AFC Divisional Playoff game at Adelphia Coliseum.

**February 1** – Defensive coordinator Gregg Williams is hired as head coach of the Buffalo Bills.

**February 2** – Jim Schwartz is promoted to defensive coordinator.

**February 6** – Gunther Cunningham, former Kansas City Chiefs head coach, is named assistant head coach defense/linebackers.

**February 22** – Everett Withers is named defensive backs coach.

**March 2** – The Titans re-sign unrestricted free agent WR/KR Derrick Mason, who set an NFL record in 2000 with 2,690 all-purpose yards.

**March 7** – The Titans agree to terms with unrestricted free agent K Joe Nedney from the Carolina Panthers.

**March 8** – Former Pro Bowl safety Chuck Cecil is hired as defensive quality control coach.

**March 28** – The Titans agree to trade their first pick (29th overall) in the 2001 NFL Draft to the St. Louis Rams for defensive end Kevin Carter.

**April 21** – The Titans select DB Andre Dyson with their first selection (2nd round/60th overall) in the 2001 NFL Draft.

**May 22** – The NFL announces its plans to realign divisions beginning in 2002, placing the Titans in the new AFC South with the Jacksonville Jaguars, Indianapolis Colts and expansion Houston Texans.

**August 4** – Mike Munchak, Titans offensive line coach and former Houston Oilers guard, is inducted in the Pro Football Hall of Fame after being selected for enshrinement on Jan. 27.

## HISTORICAL HIGHLIGHTS

**September 25** – Former Nashville Kats (Arena Football League) Head Coach Pat Sperduto is hired as director of arena football league operations.

**October 7** – Starting at center in Baltimore, Bruce Matthews plays in his 283rd NFL game and surpasses Jim Marshall for first place on league's all-time list for games played among non-kickers.

**December 30** – Eddie George records a season-high 130 yards rushing against Cleveland, marking the 30th 100-yard game of his career. Additionally, George becomes the first RB in franchise history to post 200 career pass receptions.

### 2002

**January 2** – Bruce Matthews is named to his 14th consecutive Pro Bowl, tying him with Merlin Olsen for the most Pro Bowl selections in league history. Jevon Kearse also is selected for the third consecutive year.

**April 5** – The team begins its fifth annual Tennessee Titans Caravan. With 16 players plus staff participating, Titans Caravan V goes on to make 64 stops, including 27 schools, in Tennessee, Kentucky and Alabama over a two-week period.

**April 20** – The Titans select DT Albert Haynesworth with their first pick (15th overall) in the 2002 NFL Draft.

**April 30** – Titans owner K.S. "Bud" Adams announces that he has purchased an expansion Arena Football League team that will begin play in Nashville in 2004. The team will keep the name of the previous AFL team that played in Nashville, the Nashville Kats.

**May 15** – The Titans reach an agreement with Citadel Communications to move the Titans' flagship radio station to Nashville's 103 WKDF (103.3 FM).

**May 30** – Craig Johnson is promoted to quarterbacks coach. Ned James is hired as offensive assistant.

**June 4** – The Titans reach a tentative agreement with Adelphia Business Solutions to have Adelphia's name removed from the coliseum, pending court approval.

**July 15** – Offensive lineman Bruce Matthews officially announces his NFL retirement from the offices of Titans owner K.S. "Bud" Adams, Jr., in Houston, Tex.

**September 7** – Titans owner Bud Adams unveils his team's PSL Founder's Club display at Coliseum.

**December 1** – RB Eddie George becomes franchise's all-time leading rusher, passing Earl Campbell, in victory at New York Giants.

**December 8** – Former Titans/Oilers offensive lineman Bruce Matthews is inducted into Titans' Hall of Fame and has his jersey retired during special halftime ceremony during Colts game.

**December 22** – Titans clinch inaugural AFC South Division with 28-10 victory at Jacksonville.

**December 29** – Titans go undefeated in inaugural AFC South division with 13-3 victory at Houston, securing a first-round bye in playoffs. The Titans become NFL's third team to advance to playoffs after starting their season 1-4.

### 2003

**January 1** – QB Steve McNair finishes third in league MVP voting behind Rich Gannon and Brett Favre.

**January 11** – Titans defeat Steelers 34-31 in bruising AFC Divisional Playoff Game.

**January 19** – Titans play in franchise's fourth AFC Championship Game, but fall short at Oakland, 41-24.

**January 25** – Former Houston Oilers DE Elvin Bethea named to the Pro Football Hall of Fame's 2003 class.

**February 3** – Head coach Jeff Fisher coaches the AFC to a 45-20 victory in Pro Bowl.

**February 7** – Titans president Jeff Diamond signs a new one-year contract.

**April 26** – Titans select CB Andre Woolfolk with their first pick (28th overall) in the 2003 NFL Draft.



Nedney's field goal beats Steelers

**June 25** – Head coach Jeff Fisher agrees to terms on a long-term contract extension.

**December 7** – Frank Wycheck becomes the fourth tight end in NFL history to record 500 career receptions in Tennessee's 29-27 loss at home to Indianapolis.

**December 7** – WR Derrick Mason catches six passes for 64 yards at home vs. Indianapolis to record his third consecutive 1,000-yard receiving season.

**December 18** – The NFL announces that four Titans are going to the 2004 Pro Bowl – QB Steve McNair (named the starter), along with LB Keith Bulluck, WR Derrick Mason, and P Craig Hentrich. OT Brad Hopkins would later be named to the Pro Bowl as a reserve.

**December 21** – QB Steve McNair leads a miraculous comeback at Houston, throwing the game-winning touchdown to Drew Bennett with 17 seconds left in Tennessee's 27-24 victory on the road. In the process, McNair surpasses 3,000 passing yards for the season, joining Warren Moon as only the second QB in franchise history to do so four times.

**December 28** – Recently re-signed QB Neil O'Donnell starts following injuries to Steve McNair and Billy Volek. He threw for 232 yards and a pair of touchdowns in Tennessee's season-ending 33-13 victory over the defending Super Bowl Champion Tampa Bay Buccaneers. It marked O'Donnell's last NFL game as he would announce his retirement following the season. Eddie George becomes the 17th running back in NFL history to record 10,000 rushing yards in the team's victory over the Bucs. George rushes for 87 yards to push him over the 1,000-yard rushing mark for the seventh time in his eight NFL seasons. It marked the final regular season game and the final home game for George as a Titan.



George salutes the fans following his final home game as a Titan

### 2004

**January 2** – QB Steve McNair named NFL's co-MVP along with Colts QB Peyton Manning. Each player receives 16 votes from a national panel of 50 journalists.


**January 3** – Titans defeat Ravens 20-17 in AFC Wild Card Playoff Game in Baltimore.

**January 10** – Titans fall at New England in AFC Divisional Playoff Game, the coldest playoff game in franchise history (four degrees, minus 10 wind chill).

**January 11** – K Gary Anderson, the NFL's all-time leading scorer (2,346 points), announces his retirement after 22 seasons.

**January 20** – Titans owner K.S. "Bud" Adams re-assumes team president role after Jeff Diamond's contract expires.

**January 23** – TE Frank Wycheck announces his retirement from the NFL after 11 seasons in the league.



McNair is named NFL co-MVP in 2003

## HISTORICAL HIGHLIGHTS



Wycheck, the fourth tight end in NFL history to record 500 receptions, announces his retirement

**April 24** – Titans select a league-high 13 players in the 2004 NFL Draft, including three players in the second round (the team traded its first-round pick) – TE Ben Troupe, DE Travis LaBoy and DE Antwan Odom.

**July 22** – Titans release RB Eddie George.

**September 11** – The Titans season opener at Miami is played on Saturday instead of Sunday due to impending Hurricane Ivan. Titans running back Chris Brown rushes for 100 yards in his first NFL start en route to the team's 17-7 victory.

**October 11** – On Monday Night Football, Steve McNair quarterbacks the Titans to a 48-27 victory over Green Bay to give him 71 career wins as a starter, surpassing Warren Moon's previous franchise record of 70 victories. The 48 points set a Lambeau Field record for a visiting team. Also in the game, running back Chris Brown carries 27 times for 148 yards and two touchdowns, joining Stump Mitchell (St. Louis Cardinals) and Don Calhoun (New England Patriots) to become the third player in NFL history to gain 100 or more rushing yards in four of his first five NFL starts.

**December 13** – Running back Chris Brown totals 91 yards against Kansas City to become the franchise's eighth player to eclipse 1,000 season rushing yards. He finishes the season with 1,067 yards on 220 carries.

**December 19** – Titans quarterback Billy Volek becomes fourth quarterback in NFL history to pass for 400 or more yards in two consecutive games after passing for 426 yards against Kansas City (12/13) and 492 yards at Oakland (12/19). The 918-yard total is the second-best two-game total in NFL history behind Phil Simms' record of 945 yards (1985).

### 2005

**January 28** – The Arena Football League's Nashville Kats begin play under owner K.S. "Bud" Adams, Jr., winning 47-38 at the Columbus Destroyers.

**February 9** – University of Southern California assistant Norm Chow is hired as Titans offensive coordinator after a 32-year career in college football.

**February 21** – Titans part ways with six veterans – K Joe Nedney, DE Kevin Carter, CB Samari Rolle, RB/FB Robert Holcombe, T Fred Miller and WR Derrick Mason – due to salary cap concerns.

**April 23** – Titans select West Virginia cornerback Adam "Pacman" Jones with the sixth overall pick in the 2005 NFL Draft.

**May 6** – Titans owner K.S. "Bud" Adams, Jr. pledges \$600,000 over three years for scholarship program that provides money for college for one student-athlete from every high school in Tennessee.

**September 6** – Through his foundation, quarterback Steve McNair organizes a relief drive for victims of Hurricane Katrina. Titans fans respond in droves, arriving at LP Field to fill over 20 tractor trailers worth of goods to be sent to the Gulf Coast region.

**September 18** – Titans General Manager Floyd Reese becomes the first GM in team history to record 100 wins as the Titans defeat the Ravens by a score of 25-10.

**October 9** – Head Coach Jeff Fisher becomes the 34th coach in NFL history and the first in franchise history to notch 100 wins as the Titans win at Houston by a score of 34-20. Also in the game, quarterback Steve McNair became the 49th player in NFL history and second player in franchise history to reach 25,000 career passing yards.

### 2006

**February 12** – Titans defensive end Kyle Vanden Bosch plays in his first career Pro Bowl. In his first season with the Titans, Vanden Bosch finished fourth in the NFL with 12.5 sacks, the most by a team member since 1999.

**February 24** – K.S. "Bud" Adams, Jr. is inducted into the Tennessee Sports Hall of Fame.

**March 13-15** – After a delay to the start of the NFL year due to collective bargaining talks between the league and the NFL Players Association, the Titans strike quickly in the initial days of free agency. They agree to terms with four veteran unrestricted free agents – linebacker David Thornton (Indianapolis), wide receiver David Givens (New England), center Kevin Mawae (N.Y. Jets) and safety Chris Hope (Pittsburgh) – within a three day span.

**April 29** – Titans select quarterback Vince Young out of the University of Texas with the third overall pick in the 2006 NFL Draft.

**June 6** – Titans and Louisiana Pacific Corporation reach an agreement on a new naming rights sponsorship that calls for the team's home stadium to be named LP Field. LP obtains the naming rights for 10 years.

**June 9** – Titans trade quarterback Steve McNair to the Baltimore Ravens in exchange for a fourth-round draft choice in 2007.

**June 14** – Offensive tackle Brad Hopkins announces his retirement from the NFL. Hopkins retires after playing in 194 games, the third-most in franchise history at the time (Matthews, Bethea). His 188 starts were the second-most in team history for an offensive lineman (Matthews).

**July 29** – Titans sign first-round pick, QB Vince Young.

**August 26** – Steve Underwood promoted to Senior Executive Vice President/Chief Operating Officer.

**September 3** – Titans bring back Robaire Smith after the defensive tackle was waived by Houston.

**September 20** – Titans trade QB Billy Volek to the San Diego Chargers for a 2007 draft selection.

**August 5** – Former Houston Oilers QB Warren Moon is inducted into the Pro Football Hall of Fame.

**November 26** – Trailing 21-0 entering the fourth quarter, Vince Young leads the Titans to 24 unanswered points, posting the largest comeback by a rookie QB in NFL history. Rob Bironas' 49-yard field goal caps the stunning victory over the Giants at LP Field.

**December 3** – Rob Bironas kicks franchise-long 60-yard field goal to beat the Colts, 20-17, at LP Field. The 60-yarder tied Steve Cox and Morten Andersen for the fourth-longest field goal in NFL history.

**December 10** – Vince Young returns to his hometown and runs for a 39-yard touchdown in overtime to defeat the Texans, 26-20, at Reliant Stadium.

**December 31** – Titans exercise 2007 option on head coach Jeff Fisher's contract.



Vanden Bosch posts one of his 12.5 sacks in 2005



Bironas celebrates following his 60-yard goal against the Colts

### 2007

**January 3** – Vince Young named the Associated Press Offensive Rookie of the Year.

**January 5** – After 13 seasons at the helm, Floyd Reese resigns as general manager of the Titans.

**February 1** – Vince Young named Diet Pepsi NFL Rookie of the Year.

**February 3** – Former offensive lineman Bruce Matthews becomes the first franchise player that wore the Titans uniform to be voted into the Pro Football Hall of Fame.

**February 10** – Vince Young becomes the first rookie quarterback in NFL

## HISTORICAL HIGHLIGHTS

history to play in the Pro Bowl.

**February 12** – Titans name former Oilers safety Mike Reinfeldt the team's new General Manager.

**February 28** – Vincent Marino hired from NFL office as Senior Director of Football Administration.

**March 9** – Chuck Cecil is promoted to Secondary Coach; Marcus Robertson named Assistant Secondary Coach.

**March 12** – Titans agree to terms with Cowboys linebacker Ryan Fowler.

**March 13** – Titans agree to terms with Colts cornerback Nick Harper.

**March 16** – Titans agree to terms with Bears wide receiver Justin Gage.

**March 19** – Titans name Fred Graves Wide Receivers Coach.

**April 10** – NFL suspends Adam "Pacman" Jones for 2007 season.

**April 23** – Titans hire Lake Dawson as Director of Pro Personnel.

**April 28** – Titans select Texas DB Michael Griffin with the 19th overall pick in the NFL Draft.

**May 3** – Titans announce they will conduct 2007 training camp at Baptist Sports Park.

**August 4** – Bruce Matthews inducted into Pro Football Hall of Fame.

**August 4** – NFL Commissioner Roger Goodell visits Titans training camp. September 11 – Acquired DE Bryce Fisher from the Seattle Seahawks for a 2008 sixth-round draft pick.

**September 24** – Keith Bulluck intercepts a career-high three passes as the Titans cruise to a 31-14 victory at New Orleans on Monday Night Football.



Bulluck intercepts three passes against the Saints on Monday Night Football

**October 21** – Rob Bironas kicks an NFL-record eight field goals, including a game-winning 29-yarder, as the Titans defeat the Houston Texans 38-36 at Reliant Stadium.

**December 30** – Titans win last three regular season games, including a 16-10 victory at Indianapolis in the season finale to clinch the AFC's final playoff spot and the team's first postseason berth since 2003.

### 2008

**January 6** – Vince Young becomes the youngest quarterback in franchise history to start in playoffs as the Titans fall 17-6 at San Diego in an AFC Wild Card game.

**January 15** – Titans release offensive coordinator Norm Chow of his duties.

**January 17** – Titans hire Mike Heimerdinger as offensive coordinator.

**February 10** – Albert Haynesworth, Kyle Vanden Bosch and Rob Bironas play in Pro Bowl.

**February 15** – Sherman Smith accepts job as offensive coordinator with Washington Redskins.

**February 20** – Titans use franchise tag on DT Albert Haynesworth.

**February 27** – Titans agree to terms with WR Justin Gage to long-term contract.

**March 3** – Titans sign former Falcons TE Alge Crumpler as an unrestricted free agent.

**March 6** – Titans sign former Eagles DE Jevon Kearse as unrestricted free agent.

**March 10** – Titans name Earnest Byner running backs coach.

**March 10** – Titans sign former Colts G Jake Scott as an unrestricted free

agent.

**March 12** – Titans sign former Jets WR Justin McCareins as an unrestricted free agent.

**March 18** – Titans sign former Falcons TE Dwayne Blakley as an unrestricted free agent.

**March 27** – Veteran guard Benji Olson announces retirement after 10 NFL seasons.

**April 5** – Titans unveil new logo to celebrate team's 10th anniversary.

**April 5** – Titans sign former Raiders CB/KR Chris Carr as a restricted free agent.

**April 17** – Titans hold press conference honoring retirement of former franchise QB Steve McNair.

**April 26** – Titans select East Carolina RB Chris Johnson with first pick (24th overall) in NFL Draft.

**April 26** – Titans trade CB Pacman Jones to Dallas Cowboys for fourth-round draft pick and additional considerations (resulted in 4th-round pick in 2009 from Titans to Cowboys).

**July 25** – The Titans reach a one-year contract agreement with franchised free agent defensive tackle Albert Haynesworth.

**September 7** – On the same day Titans owner K.S. "Bud" Adams, Jr. is added to the Titans/Oilers Hall of Fame, he unveils a Titans/Oilers Ring of Honor at LP Field during the season opener against Jacksonville. The initial members of the Ring of Honor include Adams, Elvin Bethea, George Blanda, Earl Campbell, Mike Holovak, Ken Houston, Mike Munchak, Jim Norton, Warren Moon and Bruce Matthews.

**September 21** – Cornerback Cortland Finnegan sets a club record with a 99-yard INT return for a TD in a win against the Houston Texans.

**September 28** – A 30-17 victory over the Minnesota Vikings at LP Field gives the Titans four consecutive wins to open the season for the first time in franchise history.

**October 19** – In a 34-10 victory at Kansas City, the Titans set a franchise rushing record with 332 rushing yards, including 168 yards by Chris Johnson and 149 yards by LenDale White.

**October 27** – At halftime of a Monday night game against the Colts at LP Field, the Titans induct Steve McNair, Eddie George and Frank Wycheck to the Titans/Oilers Hall of Fame and the Ring of Honor.

**November 2** – On a day in which the Titans win in overtime against the Green Bay Packers, the club celebrates its 100th consecutive sellout at LP Field, including every preseason, regular season and playoff game from the time the stadium opened in 1999.

**November 16** – With a 24-14 win at Jacksonville, the Titans win their 10th consecutive game to open the 2008 season and their 13th consecutive regular season game dating back to the last three regular season games of 2007.

**November 27** – At Detroit on Thanksgiving, the Titans defeat the Lions 47-10, the team's seventh-highest margin of victory of all-time and Detroit's highest margin of defeat on Thanksgiving.

**December 7** – The Titans clinch the AFC South title with a 28-9 victory over the Cleveland Browns at LP Field. It is the ninth division crown in club history.

**December 16** – Six Titans are selected to the Pro Bowl – center Kevin Mawae, left tackle Michael Roos, running back Chris Johnson, defensive tackle Albert Haynesworth, safety Chris Hope and cornerback Cortland Finnegan. Additionally, quarterback Kerry Collins and safety Michael Griffin are named to the roster at a later date as alternates.

**December 31** – The Titans defeat the Pittsburgh Steelers 31-14 to secure home-field advantage throughout the AFC Playoffs and tie the franchise record for most regular season wins (13).

### 2009

**February 1** – Nancy Adams, co-owner, vice chairman of the board and wife of K.S. "Bud" Adams, Jr., passes away in Houston at the age of 84.



Kearse celebrates the Titans' 100 start after defeating the Jaguars



## HISTORICAL HIGHLIGHTS

**February 12** – Chuck Cecil is elevated from secondary coach to defensive coordinator, replacing Jim Schwartz, who was hired as head coach by the Detroit Lions.

**February 27** – The Titans re-sign unrestricted free agent quarterback Kerry Collins.

**April 1** – The Titans unveil a new logo to celebrate the club's 50th season, incorporating the Oilers' oil derrick logo with the fireball logo and the number 50.

**March 2** – The Titans sign unrestricted free agent defensive tackle Jovan Haye from the Tampa Bay Buccaneers and unrestricted free agent wide receiver Nate Washington from the Pittsburgh Steelers.

**April 25** – The Titans select Rutgers WR Kenny Britt with the 24th overall selection in the 2009 NFL Draft, the first of 11 Titans draft choices.

**July 4** – Former Titans quarterback Steve McNair is shot and killed in Nashville.

**July 8-9** – The Titans open LP Field to the public for fans to pay their respects to Steve McNair. On July 9, a memorial service is held at Mt. Zion Baptist Church in Whites Creek, Tenn.

**July 11** – After a funeral service at Reed Green Coliseum in Hattiesburg, Miss., Steve McNair's body is laid to rest at Griffith Cemetery, approximately 20 miles from his home in Mt. Olive, Miss.

**August 3** – The Titans celebrate the 50th anniversary (Aug. 3, 1959) of K.S. "Bud" Adams, Jr.'s announcement of Houston's entry in the American Football League.

**August 6** – The Titans announce that they will wear a "9" helmet sticker during the season to honor the late Steve McNair. The sticker appears on the back of the helmet and remains in place throughout the entire 2009 season.

**August 9** – In a 21-18 Hall of Fame Game victory over the Buffalo Bills in Canton, Ohio, the Titans debut their 50th anniversary "legacy" uniforms. They wear the uniforms a total of four times in 2009.

**September 10** – The Titans open the season with a 13-10 overtime loss at Pittsburgh in the NFL's Thursday night season opener.

**October 18** – The Titans suffer the worst loss in franchise history at New England, losing 59-0 in their sixth consecutive loss to open the season. After a bye the next week, they win five consecutive games and finish at 8-8, becoming the only team in NFL history to win more than six games after starting the season at 0-6.

**November 1** – At LP Field, Chris Johnson rushes for 228 yards in a victory over the Jacksonville Jaguars to set a new franchise single-game rushing record.



Johnson rushes for a franchise single-game rushing mark of 228 yards

**November 29** – Quarterback Vince Young leads a 99-yard drive in the final minutes of a game against the Arizona Cardinals to give the Titans a 20-17 win at LP Field. Young connects with rookie wide receiver Kenny Britt on a 10-yard touchdown pass as time expires.

### 2010

**January 3** – With a 134-yard rushing performance in the season finale at Seattle, running back Chris Johnson becomes the sixth player in NFL history to reach 2,000 rushing yards in a season. Totaling 2,006 yards on 358 carries, he joined Eric Dickerson, Jamal Lewis, Barry Sanders, Terrell

Davis and O.J. Simpson as the only players to accomplish the feat. He also set a new team single-season rushing record (Earl Campbell), and he became the NFL's new single-season leader in total yards from scrimmage (2,509), surpassing Marshall Faulk's former record. The Titans defeat the Seahawks 17-13.



Johnson poses with offensive players and coaches after becoming just the sixth player in NFL history to reach 2,000 yards rushing in a season

**January 13** – Running back Chris Johnson is named Associated Press NFL Offensive Player of the Year.

**February 18** – The Titans' all-time leading punter, Craig Hentrich, announces his NFL retirement.

**March 10** – The Titans sign free agent linebacker Will Witherspoon.

**March 18** – The Titans sign unrestricted free agent defensive end Jason Babin from the Philadelphia Eagles.

**April 22** – The Titans select Georgia Tech defensive end Derrick Morgan with the 16th overall pick in the NFL Draft.

**October 24** – The Titans open the season with a 5-2 start after defeating the Philadelphia Eagles 37-19. Wide receiver Kenny Britt amasses the fifth-most receiving yards in franchise history with 225 yards on a career-high seven receptions with three touchdowns.



Britt hauls in one of his three touchdown catches against the Eagles

**November 21** – Marc Mariani returns a punt 87 yards for a touchdown against the Washington Redskins becoming just the second Titans/Oilers player to record a punt return and a kickoff return for touchdowns in the same regular season.

## HISTORICAL HIGHLIGHTS

### 2011

**January 21** – The Titans release defensive coordinator Chuck Cecil of his duties.

**January 28** – The Titans and head coach Jeff Fisher agree to part ways.

**February 7** – The Titans name Mike Munchak the 16th head coach in franchise history.



Underwood, Munchak and Reinfeldt pose for a photo following the introductory press conference naming Munchak the 16th head coach in franchise history

**February 8** – The Titans release offensive coordinator Mike Heimerdinger of his duties.


**February 12** – The Titans hire Jerry Gray as defensive coordinator.

**February 15** – The Titans hire Chris Palmer as offensive coordinator.

**March 4** – The Collective Bargaining Agreement between the NFL and the Players Association expires.

**March 11** – NFL players are locked out of team facilities due to the collective bargaining stalemate between the clubs and NFL Players Association.

**April 28** – The Titans select Washington quarterback Jake Locker with the eighth overall pick in the NFL Draft.



Locker became the fifth quarterback in franchise history to be drafted in the first round

**July 25** – The lockout ends after a new CBA is reached.

**July 28** – The Titans terminate quarterback Vince Young's contract.

**July 29** – On the day players report to training camp, the Titans sign unrestricted free agent quarterback Matt Hasselbeck. In total, within a week of the lockout ending, the Titans sign contracts with nine draft choices, 14 rookie free agents, three restricted free agents and eight unrestricted free

agents.

**September 1** – The Titans and Chris Johnson agree to terms on a new, multi-year contract, ending the running back's holdout.

**September 18** – Mike Munchak notches his first victory as a head coach as the Titans defeat the Baltimore Ravens 26-13 at LP Field.

**October 19** – The Titans and Nashville Mayor Karl Dean announce proposed renovation plans for LP Field, including much larger and sharper video screens, a greatly enhanced sound system, elevators to provide service for upper deck seat holders, and general improvements to LP Field infrastructure. The team announces that the improvements would not require new revenues, but instead will be covered by user fees already being collected.

**December 7** – Metro Council approves a bond issuance of up to \$28 million to finance renovations at LP Field.

### 2012

**January 1** – With a 23-22 victory in the season finale at Houston, the franchise records its 400th all-time win in the regular season and playoffs, all under the ownership of K.S. "Bud" Adams, Jr. In the victory, Matt Hasselbeck eclipses 3,500 passing yards on the season and Nate Washington reaches the 1,000-yard receiving mark. Additionally, Chris Johnson records 1,000 rushing yards for the fourth consecutive season.

**January 18** – The Titans elevate Mike Reinfeldt to senior executive vice president/chief operating officer and Ruston Webster to executive vice president/general manager. Lake Dawson is promoted to vice president of player personnel.

**February 4** – Titans Owner K.S. "Bud" Adams, Jr. is named the first winner of the NFL's Salute To Service Award. Adams is recognized at the NFL Honors event for his outstanding efforts in supporting U.S. service members and veterans.

**March 5** – The Titans use the franchise tag on safety Michael Griffin, who was scheduled to become an unrestricted free agent on March 13.

**March 19** – The Titans sign free agent guard Steve Hutchinson.

**March 20** – The Titans sign free agent defensive end Kamerion Wimbley.

**April 26** – The Titans select Baylor wide receiver Kendall Wright with the 20th overall pick in the 2012 NFL Draft.

**June 19** – The Titans reach an agreement with franchise player Michael Griffin on a long-term contract.

**July 30** – Wide receiver O.J. Murdock is found dead in Tampa, Fla., of a self-inflicted wound.

**August 3** – Former Titans linebacker Keith Bulluck announces his retirement from the NFL during a press conference at Baptist Sports Park.



Keith Bulluck announced his retirement on Aug. 3, 2012.

**September 9** – Quarterback Jake Locker records his first career NFL start, as the Titans fall to the Patriots 34-13 in the season opener.

**September 23** – In a 44-41 overtime victory over the Detroit Lions, the

## HISTORICAL HIGHLIGHTS



Nate Washington's athletic reception against the Lions in 2012 resulted in a touchdown.

Titans become the first team in NFL history to score five touchdowns of 60 yards or longer in a game, reaching the end zone on a punt return by Tommie Campbell, a kickoff return by Darius Reynaud, a fumble return by Alterraun Verner and touchdown receptions by Jared Cook and Nate Washington. Locker passes for 378 yards in his first career win as a starter.

**October 21** – Matt Hasselbeck leads a late game-winning drive for the second consecutive week, connecting with Nate Washington on a touchdown pass with 1:03 remaining in the fourth quarter. In the 35-34 win, Chris Johnson also rushes for 195 yards.

**November 26** – The Titans dismiss offensive coordinator Chris Palmer and name quarterbacks coach Dowell Loggains as the new offensive coordinator.

**December 17** – In a 14-10 victory over the New York Jets on *Monday Night Football*, Chris Johnson sets a franchise record with a 94-yard touchdown run.



Chris Johnson's 94-yard touchdown run against the Jets in 2012 set a franchise record.

**December 30** – The Titans defeat the Jacksonville Jaguars 38-20 and become the first team in NFL history with two punt return touchdowns (both by Darius Reynaud) and two interception return touchdowns (both by Zach Brown) in the same game. They also become only the second team in NFL history with four total return touchdowns in a game.

**December 31** – Mike Reinfeldt is dismissed as senior executive vice president/chief operating officer.

### 2013

**February 2** – Former Oilers defensive tackle Curley Culp is selected for enshrinement in the Pro Football Hall of Fame.

**February 7** – The Titans add Gregg Williams to the coaching staff as senior assistant/defense.

**April 1** – Former Oilers head coach Jack Pardee passes away.

**April 25** – The Titans select Alabama guard Chance Warmack with the 10th overall pick in the 2013 NFL Draft.

**July 11** – Titans team headquarters is renamed Saint Thomas Sports Park after Saint Thomas Hospital announces it is renaming its Baptist Hospital properties.

## HOME/AWAY WIN-LOSS RECORDS

REGULAR SEASON HOME RECORD					REGULAR SEASON ROAD RECORD				
Year	W	L	T	Pct.	Year	W	L	T	Pct.
1960	6	1	0	.857	1960	4	3	0	.571
1961	6	1	0	.857	1961	4	2	1	.643
1962	6	1	0	.857	1962	5	2	0	.714
1963	4	3	0	.571	1963	2	5	0	.286
1964	3	4	0	.429	1964	1	6	0	.143
1965	3	4	0	.429	1965	1	6	0	.143
1966	3	4	0	.429	1966	0	7	0	.000
1967	5	2	0	.714	1967	4	2	1	.643
1968	3	4	0	.429	1968	4	3	0	.571
1969	4	2	1	.643	1969	2	4	1	.357
1970	1	6	0	.143	1970	2	4	1	.357
1971	3	3	1	.500	1971	1	6	0	.143
1972	1	6	0	.143	1972	0	7	0	.000
1973	0	7	0	.000	1973	1	6	0	.143
1974	3	4	0	.429	1974	4	3	0	.571
1975	5	2	0	.714	1975	5	2	0	.714
1976	3	4	0	.429	1976	2	5	0	.286
1977	5	2	0	.714	1977	3	4	0	.429
1978	5	3	0	.625	1978	5	3	0	.625
1979	6	2	0	.750	1979	5	3	0	.625
1980	6	2	0	.750	1980	5	3	0	.625
1981	5	3	0	.625	1981	2	6	0	.250
1982	1	4	0	.200	1982	0	4	0	.000
1983	2	6	0	.250	1983	0	8	0	.000
1984	2	6	0	.250	1984	1	7	0	.125
1985	4	4	0	.500	1985	1	7	0	.125
1986	4	4	0	.500	1986	1	7	0	.125
1987	5	2	0	.714	1987	4	4	0	.500
1988	7	1	0	.875	1988	3	5	0	.375
1989	6	2	0	.750	1989	3	5	0	.375
1990	6	2	0	.750	1990	3	5	0	.375
1991	7	1	0	.875	1991	4	4	0	.500
1992	5	3	0	.625	1992	5	3	0	.625
1993	7	1	0	.875	1993	5	3	0	.625
1994	2	6	0	.250	1994	0	8	0	.000
1995	3	5	0	.375	1995	4	4	0	.500
1996	2	6	0	.250	1996	6	2	0	.750
1997	6	2	0	.750	1997	2	6	0	.250
1998	3	5	0	.375	1998	5	3	0	.625
1999	8	0	0	1.000	1999	5	3	0	.625
2000	7	1	0	.875	2000	6	2	0	.750
2001	3	5	0	.375	2001	4	4	0	.500
2002	6	2	0	.750	2002	5	3	0	.625
2003	7	1	0	.875	2003	5	3	0	.635
2004	2	6	0	.250	2004	3	5	0	.375
2005	3	5	0	.375	2005	1	7	0	.125
2006	4	4	0	.500	2006	4	4	0	.500
2007	5	3	0	.625	2007	5	3	0	.625
2008	7	1	0	.875	2008	6	2	0	.750
2009	5	3	0	.625	2009	3	5	0	.375
2010	3	5	0	.375	2010	3	5	0	.375
2011	5	3	0	.625	2011	4	4	0	.500
2012	4	4	0	.500	2012	2	6	0	.250

### ALL-TIME FRANCHISE TOTALS (REGULAR SEASON ONLY)

	W	L	T	Pct.
Home Games:	227	173	2	.568
Road Games:	165	233	4	.415
<b>Totals:</b>	<b>392</b>	<b>406</b>	<b>6</b>	<b>.491</b>

## MONTH-BY-MONTH WIN-LOSS RECORDS

YEAR	AUG.	SEPT.	OCT.	NOV.	DEC.	JAN.	TOTAL
1960	0-0	2-1	3-1	3-1	2-1	0-0	10-4
1961	0-0	1-1	2-2-1	4-0	3-0	0-0	10-3-1
1962	0-0	2-1	2-2	4-0	3-0	0-0	11-3
1963	0-0	2-2	3-1	1-2	0-3	0-0	6-8
1964	0-0	2-1	0-4	0-5	2-0	0-0	4-10
1965	0-0	2-1	2-2	0-4	0-3	0-0	4-10
1966	0-0	2-2	1-3	0-3	0-3	0-0	3-11
1967	0-0	1-2	3-0-1	2-1	3-1	0-0	9-4-1
1968	0-0	1-3	2-2	2-2	2-0	0-0	7-7
1969	0-0	2-1	2-2	1-2-2	1-1	0-0	6-6-2
1970	0-0	1-1	1-2-1	1-4	0-3	0-0	3-10-1
1971	0-0	0-2	1-3-1	0-4	3-0	0-0	4-9-1
1972	0-0	0-2	1-4	0-4	0-3	0-0	1-13
1973	0-0	0-3	0-4	1-3	0-3	0-0	1-13
1974	0-0	1-2	1-3	3-1	2-1	0-0	7-7
1975	0-0	2-0	3-1	2-3	3-0	0-0	10-4
1976	0-0	2-1	2-2	1-4	0-2	0-0	5-9
1977	0-0	2-0	1-4	3-1	2-1	0-0	8-6
1978	0-0	2-2	3-2	4-0	1-2	0-0	10-6
1979	0-0	4-1	2-2	4-0	1-2	0-0	11-5
1980	0-0	3-1	2-2	3-2	3-0	0-0	11-5
1981	0-0	2-2	2-2	1-4	2-1	0-0	7-9
1982	0-0	1-1	0-0	0-2	0-4	0-1	1-8
1983	0-0	0-4	0-5	1-3	1-2	0-0	2-14
1984	0-0	0-5	0-4	2-2	1-2	0-0	3-13
1985	0-0	1-3	2-2	2-2	0-4	0-0	5-11
1986	0-0	1-3	0-4	2-3	2-1	0-0	5-11
1987	0-0	1-1	3-1	2-3	3-1	0-0	9-6
1988	0-0	3-1	3-2	3-1	1-2	0-0	10-6
1989	0-0	1-2	3-2	3-1	2-2	0-0	9-7
1990	0-0	2-2	2-2	2-1	3-2	0-0	9-7
1991	0-0	3-1	4-0	2-2	2-2	0-0	11-5
1992	0-0	3-1	2-1	2-3	3-1	0-0	10-6
1993	0-0	1-3	2-1	4-0	4-0	1-0	12-4
1994	0-0	1-3	0-4	0-4	1-3	0-0	2-14
1995	0-0	2-2	1-3	2-2	2-2	0-0	7-9
1996	0-0	2-2	3-1	1-3	2-2	0-0	8-8
1997	1-0	0-3	3-1	3-2	1-2	0-0	8-8
1998	0-0	1-3	2-1	3-2	2-2	0-0	8-8
1999	0-0	3-0	3-1	3-1	3-1	1-0	13-3
2000	0-0	2-1	5-0	2-2	4-0	0-0	13-3
2001	0-0	0-2	2-2	2-2	3-2	0-1	7-9
2002	0-0	1-3	2-1	3-1	5-0	0-0	11-5
2003	0-0	3-1	3-1	3-0	3-2	0-0	12-4
2004	0-0	1-2	2-3	1-2	0-4	1-0	5-11
2005	0-0	1-2	1-4	1-2	1-3	0-1	4-12
2006	0-0	0-3	2-2	2-2	4-1	0-0	8-8
2007	0-0	2-1	3-1	1-3	4-1	0-0	10-6
2008	0-0	4-0	3-0	4-1	2-2	0-0	13-3
2009	0-0	0-3	0-3	5-0	2-2	1-0	8-8
2010	0-0	2-1	3-2	0-3	1-3	0-1	6-10
2011	0-0	2-1	2-2	2-2	2-2	1-0	9-7
2012	0-0	1-3	2-2	1-2	2-3	0-0	6-10
<b>TOTALS</b>	<b>1-0</b>	<b>81-95</b>	<b>102-108-4</b>	<b>104-109-2</b>	<b>99-90</b>	<b>5-4</b>	<b>392-406-6</b>

## HOTTEST/COLDEST GAMES

### FIVE HOTTEST GAMES

DATE	OPPONENT	SCORE	WEATHER
9/11/83	at L.A. Raiders	6-20 (L)	96°, clear
9/9/90	at Atlanta	27-47 (L)	94°, partly cloudy
10/7/62	BUFFALO	17-14 (W)	93°, showers
9/14/65	N.Y. JETS	27-21 (W)	93°, sunny
10/6/63	at Kansas City	7-28 (L)	92°, sunny

### FIVE COLDEST GAMES

DATE	OPPONENT	SCORE	WEATHER
*1/10/04	at New England	14-17 (L)	4°, clear
12/11/77	at Cleveland	19-15 (W)	7°, clear
12/17/89	at Cincinnati	7-61 (L)	7°, overcast
12/17/00	at Cleveland	24-0 (W)	7°, snowing
12/14/80	at Green Bay	22-3 (W)	20°, clear

\* Playoff game

## FRANCHISE REGULAR SEASON WIN-LOSS RECORD

**VS. AFC TEAMS**

Total: 309-328-5  
Home: 187-137-1  
Away: 122-191-4

**VS. AFC SOUTH TEAMS**

Total: 33-33-0  
Home: 17-16-0  
Away: 16-17-0

**VS. AFC NORTH/CENTRAL TEAMS**

Total: 113-121-1  
Home: 62-56-1  
Away: 51-65-0

**VS. AFC EAST TEAMS**

Total: 86-78-2  
Home: 50-28-0  
Away: 36-50-2

**VS. AFC WEST TEAMS**

Total: 77-96-2  
Home: 54-38-0  
Away: 23-58-2

**VS. NFC TEAMS**

Total: 83-78-1  
Home: 44-37-1  
Away: 39-41-0

**VS. NFC SOUTH TEAMS**

Total: 9-3-0  
Home: 5-1-0  
Away: 4-2-0

**VS. NFC NORTH/CENTRAL TEAMS**

Total: 29-23-0  
Home: 17-10-0  
Away: 12-13-0

**VS. NFC EAST TEAMS**

Total: 24-27-0  
Home: 11-14-0  
Away: 13-13-0

**VS. NFC WEST TEAMS**

Total: 21-25-1  
Home: 11-12-1  
Away: 10-13-0

**MONDAY NIGHT FOOTBALL**

Total: 21-17-0  
Home: 13-8-0  
Away: 8-8-0

**WEEK AFTER MNF**

Total: 16-21-0  
Home: 11-8-0  
Away: 5-13-0

**SUNDAY NIGHT FOOTBALL**

Total: 11-9-0 (ESPN 8-6; TNT 2-2; NBC 1-1)  
Home: 8-4-0  
Away: 3-5-0

**THURSDAY NIGHT FOOTBALL**

Total: 4-4-0 (ABC 2-0; ESPN 1-1; TNT 0-1; NBC 0-1; NFLN 1-1)  
Home: 4-2-0  
Away: 0-2-0

**FRIDAY NIGHT FOOTBALL**

Total: 0-1-0 (NFLN 0-1)  
Home: 0-1-0  
Away: 0-0-0

**SATURDAY NIGHT FOOTBALL**

Total: 1-2-0 (ABC 1-0, ESPN 0-2)  
Home: 0-2-0  
Away: 1-0-0

**OVERTIME**

Total: 16-19-0  
Home: 11-10-0  
Away: 5-9-0

**SEASON OPENERS**

Total: 27-26-0  
Home: 15-10-0  
Away: 12-16-0

**DOMES**

Total: 135-133-2  
Astrodome (Houston): 113-103-2  
Cowboys Stadium (Dallas): 1-0-0  
Edward Jones Dome (St. Louis): 0-1-0  
Ford Field (Detroit): 1-0-0  
Georgia Dome (Atlanta): 2-1-0  
Kingdome (Seattle): 1-6-0  
Lucas Oil Stadium (closed) (Indianapolis): 0-5-0  
Metrodome (Minneapolis): 1-6-0  
Reliant Stadium (closed) (Houston): 5-1-0  
RCA Dome (Indianapolis): 4-7-0  
Silverdome (Detroit): 2-1-0  
Superdome (New Orleans): 5-2-0

## PRIMETIME RESULTS

**FRANCHISE RECORD IN PRIMETIME GAMES**

Day	Overall	Pct.	Home	Road
Monday Night	21-16	.568	13-8	8-8
Thursday Night	4-4	.500	4-2	0-2
Friday Night	0-1	.000	0-1	0-0
Saturday Night	1-2	.333	0-2	1-0
Sunday Night	11-9	.550	8-4	3-5
<b>Totals</b>	<b>37-32</b>	<b>.536</b>	<b>25-17</b>	<b>12-15</b>

**PRIMETIME GAMES BY DATE**

Year	Date	Opponent	Score	W/L
1970	Mon., Dec. 7	CLEVELAND (ABC)	10-21	L
1972	Mon., Oct. 9	OAKLAND (ABC)	0-34	L
1975	Mon., Nov. 24	PITTSBURGH (ABC)	9-32	L
1976	Mon., Nov. 1	at Baltimore (ABC)	14-38	L
1978	Mon., Oct. 23	at Pittsburgh (ABC)	24-17	W
1978	Mon., Nov. 20	MIAMI (ABC)	35-30	W
1979	Mon., Nov. 5	at Miami (ABC)	9-6	W
1979	Mon., Dec. 10	PITTSBURGH (ABC)	20-17	W
1980	Mon., Sept. 15	at Cleveland (ABC)	16-7	W

1980	Mon., Nov. 10	NEW ENGLAND (ABC)	38-34	W
1980	Thur., Dec. 4	PITTSBURGH (ABC)	6-0	W
1981	Mon., Oct. 26	at Pittsburgh (ABC)	13-26	L
1981	Thur., Dec. 3	CLEVELAND (ABC)	17-13	W
1982	Mon., Dec. 13	DALLAS (ABC)	7-37	L
1988	Sun., Oct. 30	WASHINGTON (ESPN)	41-17	W
1988	Mon., Nov. 7	CLEVELAND (ABC)	24-17	W
1988	Sun., Dec. 4	PITTSBURGH (ESPN)	34-37	L
1989	Mon., Nov. 13	CINCINNATI (ABC)	26-24	W
1989	Sat., Dec. 23	CLEVELAND (ESPN)	20-24	L
1990	Sun., Sept. 16	at Pittsburgh (TNT)	9-20	L
1990	Mon., Nov. 26	BUFFALO (ABC)	27-24	W
1990	Sun., Dec. 30	PITTSBURGH (ESPN)	34-14	W
1991	Sun., Sept. 8	at Cincinnati (TNT)	30-7	W
1991	Mon., Sept. 16	KANSAS CITY (ABC)	17-7	W
1991	Sun., Nov. 17	CLEVELAND (ESPN)	28-24	W
1991	Mon., Dec. 2	PHILADELPHIA (ABC)	6-13	L
1992	Mon., Dec. 7	CHICAGO (ABC)	24-7	W
1992	Sun., Dec. 13	GREEN BAY (ESPN)	14-16	L
1992	Sun., Dec. 27	BUFFALO (ESPN)	27-3	W
1993	Sun., Sept. 5	at New Orleans (TNT)	21-33	L
1993	Mon., Oct. 11	at Buffalo (ABC)	7-35	L

## PRIMETIME RESULTS

1993	Sun., Nov. 28	PITTSBURGH (ESPN)	23-3	W	1988	Dec. 4	PITTSBURGH (ESPN)	34-37	L
1994	Sun., Jan. 2	N.Y. JETS (ESPN)	24-0	W	1990	Sept. 16	at Pittsburgh (TNT)	9-20	L
1994	Mon., Oct. 3	at Pittsburgh (ABC)	14-30	L	1990	Dec. 30	PITTSBURGH (ESPN)	34-14	W
1994	Thurs., Oct. 13	CLEVELAND (TNT)	8-11	L	1991	Sept. 8	at Cincinnati (TNT)	30-7	W
1994	Mon., Oct. 24	at Philadelphia (ABC)	6-21	L	1991	Nov. 17	CLEVELAND (ESPN)	28-24	W
1994	Mon., Nov. 21	N.Y. GIANTS (ABC)	10-13	L	1992	Dec. 13	GREEN BAY (ESPN)	14-16	L
1995	Sun., Nov. 19	at Kansas City (ESPN)	13-20	L	1992	Dec. 27	BUFFALO (ESPN)	27-3	W
1996	Sun., Oct. 6	at Cincinnati (TNT)	30-27	W*	1993	Sept. 5	at New Orleans (TNT)	21-33	L
1997	Thurs., Dec. 4	at Cincinnati (ESPN)	14-41	L	1993	Nov. 28	PITTSBURGH (ESPN)	23-3	W
1998	Sun., Nov. 8	at Tampa Bay (ESPN)	31-22	W	1994	Jan. 2	N.Y. JETS (ESPN)	24-0	W
1999	Sun., Nov. 7	at Miami (ESPN)	0-17	L	1995	Nov. 19	at Kansas City (ESPN)	13-20	L
1999	Thurs., Dec. 9	OAKLAND (ESPN)	21-14	W	1996	Oct. 6	at Cincinnati (TNT)	30-27	W*
2000	Sun., Sept. 3	at Buffalo (ESPN)	13-16	L	1998	Nov. 8	at Tampa Bay (ESPN)	31-22	W
2000	Mon., Oct. 16	JACKSONVILLE (ABC)	27-13	W	1999	Nov. 7	at Miami (ESPN)	0-17	L
2000	Mon., Oct. 30	at Washington (ABC)	27-21	W	2000	Sept. 3	at Buffalo (ESPN)	13-16	L
2000	Mon., Dec. 25	DALLAS (ABC)	31-0	W	2001	Sept. 9	MIAMI (ESPN)	23-31	L
2001	Sun., Sept. 9	MIAMI (ESPN)	23-31	L	2003	Sept. 7	OAKLAND (ESPN)	25-20	W
2001	Mon., Oct. 29	at Pittsburgh (ABC)	7-34	L	2007	Dec. 30	at Indianapolis (NBC)	16-10	W
2001	Mon., Nov. 12	BALTIMORE (ABC)	10-16	L	2009	Oct. 11	INDIANAPOLIS (NBC)	9-31	L
2001	Sat., Dec. 22	at Oakland (ABC)	13-10	W					
2002	Mon., Dec. 16	NEW ENGLAND (ABC)	24-7	W					
2003	Sun., Sept. 7	OAKLAND (ESPN)	25-20	W					
2003	Mon., Dec. 1	at New York Jets (ABC)	17-24	L					
2004	Mon., Oct. 11	at Green Bay (ABC)	48-27	W					
2004	Mon., Dec. 13	KANSAS CITY (ABC)	38-49	L					
2004	Sat., Dec. 25	DENVER (ESPN)	16-37	L					
2007	Mon., Sept. 24	at New Orleans (ESPN)	31-14	W					
2007	Mon., Nov. 19	at Denver (ESPN)	20-34	L					
2007	Sun., Dec. 30	at Indianapolis (NBC)	16-10	W					
2008	Mon., Oct. 27	INDIANAPOLIS (ESPN)	31-21	W					
2009	Thurs., Sept. 10	at Pittsburgh (NBC)	10-13	L*					
2009	Sun., Oct. 11	INDIANAPOLIS (NBC)	9-31	L					
2009	Mon., Nov. 23	at Houston (ESPN)	20-17	W					
2009	Fri., Dec. 25	SAN DIEGO (NFLN)	17-42	L					
2010	Mon., Oct. 18	at Jacksonville (ESPN)	30-3	W					
2010	Thurs., Dec. 9	INDIANAPOLIS (NFLN)	28-30	L					
2012	Thurs., Oct. 11	PITTSBURGH (NFLN)	26-23	W					
2012	Mon., Dec. 17	N.Y. JETS (ESPN)	14-10	W					

## BY DAY OF WEEK

## Thursday Night Games (4-4)

1980	Dec. 4	PITTSBURGH (ABC)	6-0	W
1981	Dec. 3	CLEVELAND (ABC)	17-13	W
1994	Oct. 13	CLEVELAND (TNT)	8-11	L
1997	Dec. 4	at Cincinnati (ESPN)	14-41	L
1999	Dec. 9	OAKLAND (ESPN)	21-14	W
2009	Sept. 10	at Pittsburgh (NBC)	10-13	L*
2010	Dec. 9	INDIANAPOLIS (NFLN)	28-30	L
2012	Oct. 11	PITTSBURGH (NFLN)	26-23	W

## Friday Night Games (0-1)

2009	Dec. 25	SAN DIEGO (NFLN)	17-42	L
------	---------	------------------	-------	---

## Saturday Night Games (1-2)

1989	Dec. 23	CLEVELAND (ESPN)	20-24	L
2001	Dec. 22	at Oakland (ABC)	13-10	W
2004	Dec. 25	DENVER (ESPN)	16-37	L

## Sunday Night Games (11-9)

1988	Oct. 30	WASHINGTON (ESPN)	41-17	W
------	---------	-------------------	-------	---

1990	Sept. 16	at Pittsburgh (TNT)	9-20	L
1990	Dec. 30	PITTSBURGH (ESPN)	34-14	W
1991	Sept. 8	at Cincinnati (TNT)	30-7	W
1991	Nov. 17	CLEVELAND (ESPN)	28-24	W
1992	Dec. 13	GREEN BAY (ESPN)	14-16	L
1992	Dec. 27	BUFFALO (ESPN)	27-3	W
1993	Sept. 5	at New Orleans (TNT)	21-33	L
1993	Nov. 28	PITTSBURGH (ESPN)	23-3	W
1994	Jan. 2	N.Y. JETS (ESPN)	24-0	W
1995	Nov. 19	at Kansas City (ESPN)	13-20	L
1996	Oct. 6	at Cincinnati (TNT)	30-27	W*
1998	Nov. 8	at Tampa Bay (ESPN)	31-22	W
1999	Nov. 7	at Miami (ESPN)	0-17	L
2000	Sept. 3	at Buffalo (ESPN)	13-16	L
2001	Sept. 9	MIAMI (ESPN)	23-31	L
2003	Sept. 7	OAKLAND (ESPN)	25-20	W
2007	Dec. 30	at Indianapolis (NBC)	16-10	W
2009	Oct. 11	INDIANAPOLIS (NBC)	9-31	L

## Monday Night Football (20-16)

1970	Dec. 7	CLEVELAND (ABC)	10-21	L
1972	Oct. 9	OAKLAND (ABC)	0-34	L
1975	Nov. 24	PITTSBURGH (ABC)	9-32	L
1976	Nov. 1	at Baltimore (ABC)	14-38	L
1978	Oct. 23	at Pittsburgh (ABC)	24-17	W
1978	Nov. 20	MIAMI (ABC)	35-30	W
1979	Nov. 5	at Miami (ABC)	9-6	W
1979	Dec. 10	PITTSBURGH (ABC)	20-17	W
1980	Sept. 15	at Cleveland (ABC)	16-7	W
1980	Nov. 10	NEW ENGLAND (ABC)	38-34	W
1981	Oct. 26	at Pittsburgh (ABC)	13-26	L
1982	Dec. 13	DALLAS (ABC)	7-37	L
1988	Nov. 7	CLEVELAND (ABC)	24-17	W
1989	Nov. 13	CINCINNATI (ABC)	26-24	W
1990	Nov. 26	BUFFALO (ABC)	27-24	W
1991	Sept. 16	KANSAS CITY (ABC)	17-7	W
1991	Dec. 2	PHILADELPHIA (ABC)	6-13	L
1992	Dec. 7	CHICAGO (ABC)	24-7	W
1993	Oct. 11	at Buffalo (ABC)	7-35	L
1994	Oct. 3	at Pittsburgh (ABC)	14-30	L
1994	Oct. 24	at Philadelphia (ABC)	6-21	L
1994	Nov. 21	N.Y. GIANTS (ABC)	10-13	L
2000	Oct. 16	JACKSONVILLE (ABC)	27-13	W
2000	Oct. 30	at Washington (ABC)	27-21	W
2000	Dec. 25	DALLAS (ABC)	31-0	W
2001	Oct. 29	at Pittsburgh (ABC)	7-34	L
2001	Nov. 12	BALTIMORE (ABC)	10-16	L
2002	Dec. 16	NEW ENGLAND (ABC)	24-7	W
2003	Dec. 1	at New York Jets (ABC)	17-24	L
2004	Oct. 11	at Green Bay (ABC)	48-27	W
2004	Dec. 13	KANSAS CITY (ABC)	38-49	L
2007	Sept. 24	at New Orleans (ESPN)	31-14	W
2007	Nov. 19	at Denver (ESPN)	20-34	L
2008	Oct. 27	INDIANAPOLIS (ESPN)	31-21	W
2009	Nov. 23	at Houston (ESPN)	20-17	W
2010	Oct. 18	at Jacksonville (ESPN)	30-3	W
2012	Dec. 17	N.Y. JETS (ESPN)	14-10	W

\* Overtime

## OVERTIME HISTORY

### OVERTIME WIN-LOSS TOTALS

**Won/Loss Record:** 17-22 (12-12 home, 5-10 road)  
**Coin Toss Record:** 16-23 (11-13 home, 5-10 road)  
**Record when winning coin toss:** 10-6  
**Record when losing coin toss:** 7-16

*From 1960–1969, the Oilers were members of the American Football League, which did not have overtime in regular season games. The National Football League did not institute overtime in regular season games until 1974.*

*In 2010, overtime rules were amended for the postseason to a modified sudden death format, guaranteeing at least one possession for each club if the receiving team fails to score a touchdown on its first overtime possession. In 2012, the format was adopted for regular season games as well.*

### OVERTIME CAPSULES

**\*December 23, 1962 - DALLAS 20, at Houston 17:** Texans win the toss but elect to kick. Each team gets three cracks at winning the game in the first overtime before K Tommy Brooker's championship-winning 25-yard field goal at 12:06 of the second OT.

**October 30, 1977 - at CINCINNATI 13, Houston 10:** Bengals win the toss. QB Ken Anderson's 17-yard completion to WR Billy Brooks is the long play prior to K Chris Bahr's winning 22-yard field goal at 5:51 of OT.

**September 23, 1979 - HOUSTON 30, at Cincinnati 27:** Oilers win the toss. On opening series, Bengals force Cliff Parsley punt. Cincinnati drives to Oilers' 14-yard line, but K Chris Bahr misses a 32-yard field goal attempt. Houston again has to punt on its ensuing series. The Oiler defense then forces a punt by the Bengals' Pat McInally. Houston takes over on the Cincinnati 42. RB Earl Campbell's 15-yard run is the long play prior to K Toni Fritsch's winning 29-yard field goal at 14:28 of OT.

**October 28, 1979 - at HOUSTON 27, N.Y. Jets 24:** Oilers win the toss. QB Dan Pastorini's 22-yard completion to FB Rob Carpenter is the long play as Oilers drive 58 yards. K Toni Fritsch kicks the winning 35-yard field goal at 5:10 of OT.

**November 23, 1980 - at N.Y. JETS 31, Houston 28:** Jets win the toss. A personal foul on Houston's Guido Merkens on the kickoff gives New York possession at the Jets' 40-yard line. QB Richard Todd's 17-yard screen pass to RB Bobby Harper is the long play prior to K Pat Leahy's winning 38-yard field goal at 3:58 of OT.

**September 4, 1983 - GREEN BAY 41, at Houston 38:** Packers win the toss. RB Eddie Lee Ivery's 12-yard run is the long play as Packers drive 59 yards. K Jan Stenerud kicks the winning 42-yard field goal at 5:55 of OT.

**October 23, 1983 - KANSAS CITY 13, at Houston 10:** Chiefs win the toss. QB Bill Kenney's 20-yard completion to WR Stephone Paige is the long play as Chiefs drive 60 yards. K Nick Lowery kicks the winning 41-yard field goal at 7:41 of OT.

**October 30, 1983 - at CLEVELAND 25, Houston 19:** Oilers win the toss. Browns' defense forces a John James punt. Houston defense does the same to Cleveland as Jeff Gossett punts on ensuing series. Oiler QB Gifford Nielsen's pass is intercepted by Cleveland S Mike Whitwell and returned 15 yards to the Houston 20-yard line. On the next play, RB Boyce Green scores a touchdown on a 20-yard run at 6:34 of OT.

**December 2, 1984 - at HOUSTON 23, Pittsburgh 20:** Oilers win the toss. QB Warren Moon's 19-yard completion to WR Steve Bryant is the long play as Oilers drive 63 yards. K Joe Cooper kicks the winning 30-yard field goal at 5:53 of OT.

**September 28, 1986 - PITTSBURGH 22, at Houston 16:** Oilers win the toss. Steelers' defense forces a Lee Johnson punt that is returned 41 yards

to the Oilers' 15-yard line by Pittsburgh's Rick Woods. Two plays later, RB Walter Abercrombie runs three yards for winning touchdown at 2:35 of OT.

**November 30, 1986 - at CLEVELAND 13, Houston 10:** Oilers win the toss but elect to kickoff (18-25 MPH winds). Oilers' defense forces a Jeff Gossett punt. QB Oliver Luck, replacing an injured Warren Moon, leads the Oilers to the Cleveland 31-yard line, but then is intercepted by CB Frank Minnifield at the Browns' 21. Again Houston's defense puts the Browns in a punting situation. Once again, Minnifield picks off a Luck pass, returning it to the Oilers' 37. FB Kevin Mack's seven-yard run and QB Bernie Kosar's seven-yard pass to WR Brian Brennan are the long plays prior to K Mark Moseley's winning 29-yard field goal at 14:44 of OT.

**\*\*January 3, 1988 - at HOUSTON 23, Seattle 20:** Seahawks win the toss. Oilers' defense forces a Ruben Rodriguez punt. QB Warren Moon's 15-yard pass to WR Drew Hill is the long play as the Oilers drive 61 yards. K Tony Zendejas kicks the winning 42-yard field goal at 8:05 of OT.

**September 4, 1988 - HOUSTON 17, at Indianapolis 14:** Colts win the toss. On the opening series, QB Gary Hogeboom completes a screen pass to RB Eric Dickerson, but Oiler LB John Grimsley forces a fumble which is recovered by LB Robert Lyles on the Colts' 42-yard line. QB Cody Carlson, subbing for injured Warren Moon, completes a 21-yard pass to WR Ernest Givins for the long play prior to K Tony Zendejas' 35-yard field goal at 3:51 of OT.

**September 24, 1989 - BUFFALO 47, at Houston 41:** Oilers win the toss. Houston takes over on its own 19-yard line and advances to the Buffalo 20 thanks to QB Warren Moon's 32-yard completion to FB Alonzo Highsmith, plus a 17-yard run by Moon and an 11-yarder by Highsmith. K Tony Zendejas attempts a 37-yard field goal, but it is wide left. The Bills assume possession on their own 20 and move 80 yards in seven plays. A 21-yard QB Jim Kelly-to-TE Pete Metzelaars pass precedes the game-winning 28-yard TD catch by WR Andre Reed at 8:42 of OT.

**\*\*December 31, 1989 - PITTSBURGH 26, at Houston 23:** Steelers win the toss. Oilers' defense forces a Harry Newsome punt as Houston takes over on its own 45-yard line. Oiler RB Lorenzo White fumbles on the first play as CB Rod Woodson recovers for the Steelers on the Houston 46. RB Merrill Hoge's 11-yard run helps Pittsburgh advance to the Oiler 33 before Gary Anderson kicks a 50-yard field goal (his 4th of the game) to win the game at 3:26 of OT.

**December 2, 1990 - at SEATTLE 13, Houston 10:** Seahawks win the toss. Oilers' defense forces a Rick Donnelly punt as Houston takes over on its own 23-yard line. Oiler WR Bernard Ford fumbles on the first play as LB David Wyman recovers for the Seahawks on the Houston 27. Seattle FB John L. Williams rushes twice for a total of three yards before Norm Johnson kicks a 42-yard field goal to win the game at 4:25 of OT.

**November 3, 1991 - at WASHINGTON 16, Houston 13:** Redskins win the toss. Oilers' defense forces a Kelly Goodburn punt as Houston takes over on its own 31-yard line. Oiler QB Warren Moon is intercepted on the second play by CB Darrell Green with Washington taking over on Houston's 33. RB Earnest Byner carries three times for a total of nine yards before Chip Lohmiller kicks a 41-yard field goal to win the game at 4:01 of OT.

**November 10, 1991 - at HOUSTON 26, Dallas 23:** Oilers win the toss. Cowboys' defense forces a Greg Montgomery punt as Dallas takes over on its own 24-yard line. The Cowboys move to the Oiler 24-yard line where they have a first down following a Houston holding penalty. Dallas RB Emmitt Smith gains seven yards but fumbles after a hit by LB Lamar Lathon, with Oiler S Bo Orlando recovering at the Houston 15. The Oilers then embark on an 11-play, 80-yard drive in which QB Warren Moon completes all seven of his passes for 70 yards. On second down, K Al Del Greco kicks a 23-yard field goal at 14:31 of OT.

**September 20, 1992 - at HOUSTON 23, Kansas City 20:** Chiefs win the toss. On the third play of OT, Kansas City WR J.J. Birden fumbles after a hit by Houston CB Cris Dishman with DT Doug Smith recovering the ball at the Chief's 23-yard line. Oiler RB Lorenzo White runs once for two yards before K Al Del Greco boots the game-winning 39-yard field goal at 1:55 of OT.



## OVERTIME HISTORY

**\*\*January 3, 1993 - at BUFFALO 41, Houston 38:** Oilers win the toss. On third-and-three from Houston's 27-yard line, QB Warren Moon is intercepted by Buffalo CB Nate Odomes, who returns the ball to the Oiler 35. On the return, Houston WR Haywood Jeffires is penalized for a face mask infraction, which moves the ball to the Oilers' 20. After a pair of Kenneth Davis runs net six yards, K Steve Christie kicks a 32-yard field goal to win the game at 3:06 of OT.

**November 6, 1994 - PITTSBURGH 12, at Houston 9:** Steelers win the toss. Both teams exchange five punts before the Oilers gain possession on their 12-yard line with 4:30 left in the extra period. On the first play from scrimmage, RB Gary Brown scoots up the middle for 8 yards before being hit by CB Rod Woodson. He fumbles and the Steelers take over at the Oilers 22-yard line. Two plays later, K Gary Anderson hits from 40 yards out for the winning score at 3:36 of OT.

**October 8, 1995 - at MINNESOTA 23, Houston 17:** Vikings win the toss. The Vikings move the ball to their 38-yard line but are forced to punt. Minnesota P Mike Saxon then pins the Oilers in at their 8-yard line with a 54-yard boot. On his third carry of overtime, RB Rodney Thomas scampers 27 yards to give the Oilers a first down at their 35. QB Will Furrer, who replaced Chris Chandler after he injured his shoulder while being sacked on the Oilers' last offensive series in the fourth quarter, is intercepted on his second pass attempt by CB Dewayne Washington (25-yard return). RB Robert Smith takes his third consecutive carry of OT 20 yards for the winning score with 7:10 gone in the extra stanza.

**October 6, 1996 - HOUSTON 30, at Cincinnati 27:** Bengals win the toss. The Bengals go three-and-out and are forced to punt, giving the Oilers the ball inside their own 20-yard line. On second down at the Oilers' 16-yard line, QB Chris Chandler connects with WR Willie Davis on a 37-yard pass to move into Cincinnati territory. Six plays later, K Al Del Greco hits from 49 yards out for the winning score at 4:22 of OT.

**August 31, 1997 - at TENNESSEE 24, Oakland 21:** Oilers win the toss. Oilers go three-and-out and are forced to punt, giving the Raiders the ball at their own 33-yard line. The Raiders also go three-and-out and punt the ball to the Oilers. Tennessee takes over the ball at its own 35-yard line. On second-and-eight, QB Steve McNair connects with Frank Wycheck for 21 yards to the Raiders 42-yard line. Again on second down, McNair finds Wycheck, this time for 10 yards to the Raiders 32-yard line. On the next play, McNair scrambles for an 11-yard gain. RB Eddie George gains six yards before Al Del Greco hits the game-winner from 33 yards away with 8:03 left on the clock in overtime. The win is the Oilers first since relocating to Tennessee from Houston.

**September 7, 1997 - at MIAMI 16, Tennessee 13:** Dolphins win the toss. The Oilers kick to Dolphin return man Irving Spikes, who returns the kickoff 48 yards to the Oilers 45-yard line. On second down, Dan Marino hits RB Bernie Parmalee for a 16-yard gain. Again on second down, Marino connects with Fred Barnett for a 9-yard gain. On the play, Oiler DB Tomur Barnes was flagged for an unnecessary roughness penalty which moved the ball to the Oilers 11-yard line. On the next play, Olindo Mare knocks home a 29-yard field goal with 12:45 remaining in overtime.

**September 10, 2000 - at TENNESSEE 17, Kansas City 14:** Titans win the toss. The Chiefs kick to Derrick Mason, who returns the kick 28 yards to the Tennessee 29-yard line. A face mask penalty moves the ball to the 34-yard line. On third-and-eight, QB Neil O'Donnell passes to Kevin Dyson for 27 yards. A 26-yard pass to Frank Wycheck on the next play is negated by a holding penalty. Eddie George then rushes 29 yards to the Kansas City 18-yard line. On the next play, Al Del Greco kicks a 36-yard field goal with 12:02 remaining in overtime.

**October 14, 2001 - at TENNESSEE 31, Tampa Bay 28:** Buccaneers win the toss. Tennessee's defense forces a punt. Tampa Bay kicks to Joe Walker, who returns the kick eight yards to Tampa Bay's 46. Steve McNair passes to Drew Bennett for 14 yards. Eddie George rushes for one yard. McNair pass is incomplete to Kevin Dyson. George rushes up middle for minus one yard. Joe Nedney kicks a 49-yard field goal with 13:08 remaining in overtime.

**September 22, 2002 - CLEVELAND 31, at Tennessee 28:** Browns win the toss. Joe Nedney kicks ball into end zone for touchback. Jamel White rushes for six yards to Cleveland 26. Tim Couch passes to Jamel White for -1 yard to Cleveland 25. Couch passes for 10 yards to Quincy Morgan to Cleveland 35. White rushes off-tackle for 12 yards to Cleveland 47. Couch passes to Andre Davis for 31 yards to Tennessee 22. White rushes off tackle for five yards, then off left guard for two yards to Tennessee 15. Phil Dawson kicks a 33-yard field goal with 10:51 remaining in overtime.

**December 1, 2002 - TENNESSEE 32, at N.Y. Giants 29:** Giants win toss. Joe Nedney kicks off to Delvin Joyce, who returns the kickoff 38 yards to the New York 40. Kerry Collins passes to Ron Dixon for 14 yards to Tennessee 46. Tiki Barber rushes around the left side for two yards to Tennessee 44. Collins passes for 12 yards to Tennessee 32, but offensive pass interference is called on Amani Toomer, placing ball at New York 46. Collins passes incomplete to Barber. Collins sacked by Carlos Hall at New York 46. Matt Allen punts 34 yards to Tennessee 20. Steve McNair passes for 12 yards to Drew Bennett to Tennessee 32. McNair passes incomplete to Derrick Mason. McNair passes 23 yards to John Simon to New York 45. McNair passes 12 yards to Mason to New York 33. Robert Holcombe runs off right guard for 14 yards to New York 19. Holcombe rushes off left guard for minus 1 yard. Joe Nedney kicks 38-yard field goal with 10:00 remaining in overtime.

**\*\*\*January 11, 2003 - at TENNESSEE 34, Pittsburgh 31:** Titans win the toss. Jeff Reed kicks off to John Simon, who returns kickoff 21 yards to Tennessee 31. Steve McNair passes incomplete to Robert Holcombe. McNair passes for 31 yards to Justin McCareins to Pittsburgh 38. McNair passes for 22 yards to Justin McCareins to Pittsburgh 16. Holcombe rushes up the middle for three yards to Pittsburgh 13. Joe Nedney connects on 31-yard field goal, but Pittsburgh calls timeout just before ball is snapped, so play does not count. Nedney then misses 31-yard field goal wide-right, but Dewayne Washington is flagged for roughing the kicker. Nedney makes good on 26-yard field goal with 12:49 remaining in overtime.

**November 14, 2004 - CHICAGO 19, at Tennessee 17:** Bears win the toss and control the ball at their own 26-yard line. They advance to the Chicago 48 before punting to the Tennessee 9. Billy Volek, who started at quarterback for an injured Steve McNair (sternum), throws an incomplete pass and then is sacked for a four-yard loss. On third down, Volek is sacked in the end zone by Adewale Ogunleye and fumbles. The ball is recovered in the end zone by Titans right tackle Fred Miller, who is tackled in the end zone for a safety. It is the first overtime game to end in a safety since Nov. 5, 1989, when Minnesota beat the L.A. Rams, 23-21.

**December 10, 2006 - TENNESSEE 26, at Houston 20:** Titans win the toss. Kris Brown kicks off to Pacman Jones, who returns it 36 yards to Tennessee's 43. Travis Henry rushes for one yard to Tennessee 44. Vince Young passes incomplete to Drew Bennett, but Houston is penalized for defensive holding, giving Titans a first down at the Tennessee 49. Chris Brown rushes up the middle for 16 yards to Houston's 35-yard line. Chris Brown is stopped for no gain, but Tennessee is penalized for offensive holding, moving ball to Houston's 45. Chris Brown rushes for five yards to Houston's 40. Vince Young passes to Ahmard Hall for one yard to Houston's 39. On 3rd-and-14, Vince Young drops back, then scrambles up the middle 39 yards for the game-winning touchdown with 11:24 remaining in overtime.

**December 9, 2007 - SAN DIEGO 23, at Tennessee 17:** Chargers win the toss. Rob Bironas kicks off into end zone for touchback. Chargers drive to their own 47-yard line. M. Scifres punts 51 yards to Tennessee 2. LenDale White carries for 3 and 5 yards, but an incompleting on third down forces a punt. Craig Hentrich punts 57 yards to San Diego 38. After consecutive Tomlinson carries, Rivers passes for 11 yards to Antonio Gates to Tennessee 31. Tomlinson runs three yards to Tennessee 28. Rivers passes for 12 yards to Vincent Jackson to Tennessee 16. Tomlinson runs for game-winning 16-yard touchdown with 7:35 remaining in overtime.

**November 2, 2008 - at TENNESSEE 19, Green Bay 16:** Tennessee wins the toss. Mason Crosby kicks off to Chris Carr, who returns the kickoff 23 yards to the Tennessee 22. On third-and-six from the Tennessee 26, Kerry Collins passes to Chris Johnson for 16 yards. Johnson then gains 14 yards on a carry. On third-and-four from the Green Bay 38, LenDale White rushes

## OVERTIME HISTORY

for seven yards. After consecutive rushes by Johnson of five and three yards to the Green Bay 23, Rob Bironas kicks a game-winning 41-yard field goal on third down.

**September 9, 2009 – at PITTSBURGH 13, Tennessee 10:** Pittsburgh wins the toss. Rob Bironas kicks off to Stefan Logan, who returns the kick to the 24-yard line. The Steelers pick up first downs on an 11-yard reception by Hines Ward and a two-yard run by Mewelde Moore. On third-and-one at the Tennessee 48-yard line, quarterback Ben Roethlisberger completes an 11-yard pass to Santonio Holmes. From the Tennessee 37, Roethlisberger finds Mike Wallace for a 22-yard reception. Jeff Reed makes a 33-yard field goal to win the game with 10:28 on the clock.

**December 20, 2009 – at TENNESSEE 27, Miami 24:** Miami wins the toss. After a 23-yard kickoff return by Ted Ginn, quarterback Chad Henne finds fullback Lousaka Polite for a four-yard completion. A pass attempt on second down falls incomplete. On third-and-six from the Miami 27, Henne's pass intended for Davone Bess is intercepted by Titans safety Michael Griffin at the Miami 45. A three-yard return is followed by a 15-yard unnecessary roughness penalty on Miami receiver Greg Camarillo. After three running plays by the Titans netting minus-one yard, Rob Bironas kicks a 46-yard field goal to win the game.

**November 21, 2010 – WASHINGTON 19, at Tennessee 16:** Tennessee wins the toss. Graham Gano kicks off to Marc Mariani, who returns the ball 30 yards to the 33-yard line. After a 15-yard run by Chris Johnson, Johnson is stopped for no gain, and Rusty Smith throws two incomplete passes. Brett Kern punts to Brandon Banks, who calls for fair catch at the 13-yard line. Donovan McNabb completes a 26-yard pass to Chris Cooley. On second-and-22 from the 27, McNabb is intercepted by Alterraun Verner. However, the pass is ruled incomplete after a replay review, and an unnecessary roughness penalty on Tennessee's Jason Babin is enforced, providing a first down at the 42. A roughing the passer penalty is called on Will Witherspoon. McNabb completes a 10-yard pass to Santana Moss. On second-and-nine from the Tennessee 30, Verner is called for illegal contact. Four plays later, Gano wins the game on a 43-yard field goal with 8:17 remaining in overtime.

**September 23, 2012 – at TENNESSEE 44, Detroit 41:** Tennessee wins the coin toss in the franchise's first overtime under the modified overtime format. From the 20-yard line, Jake Locker completes a 24-yard pass to tight end Craig Stevens. On third-and-16 from the Tennessee 38-yard line, a defensive holding penalty gives the Titans another first down. Another 24-yard reception by Stevens was reversed upon replay review, but an unnecessary roughness penalty against Detroit on the same play put the ball at Detroit's 29-yard line. After receptions of 13 and seven yards by Damian Williams, Rob Bironas makes a 26-yard field goal. On Detroit's ensuing possession, Shaun Hill completes passes of 17 yards to tight end Brandon Pettigrew and 26 yards to receiver Calvin Johnson. A nine-yard run by Joique Bell resulted in a first down at the Tennessee 16-yard line. But on fourth-and-one from the seven-yard line, Hill was stuffed for a one-yard loss on a quarterback sneak.

**October 28, 2012 – INDIANAPOLIS 19, at Tennessee 13:** Indianapolis wins the toss. After a touchback on Rob Bironas' kickoff, Colts running back Donald Brown takes a handoff on six consecutive plays (first carry nullified by a Titans penalty), gaining 35 total yards. Andrew Luck then completes a 20-yard pass to wide receiver Reggie Wayne. Finally, on second-and-10 from the Tennessee 16-yard line, Luck completes a short pass to running back Vick Ballard, who dives to the front left pylon for a touchdown. A replay review upholds the ruling on the field.

\* AFL Championship Game

\*\* Wild Card Playoff Game

\*\*\* AFC Divisional Playoff Game

## ALL-TIME OFFENSIVE YARDS AND RANKINGS

<u>Year</u>	<u>Total Plays</u>	<u>First Downs</u>	<u>Rush Yards (Rank)</u>	<u>Net Pass Yards (Rank)</u>	<u>Total Yards (Rank)</u>	<u>Total Points</u>
1960	930	262	1,565 (3)	3,371 (1)	4,936 (1)	379
1961	964	293	1,896 (2)	4,392 (1)	6,288 (1)	513
1962	943	266	1,742 (4)	3,229 (2)	4,971 (2)	387
1963	870	254	1,210 (7)	3,222 (1)	4,432 (4)	302
1964	942	284	1,347 (7)	3,527 (2)	4,874 (4)	310
1965	905	227	1,178 (7)	2,813 (2)	3,991 (5)	298
1966	926	246	1,515 (5)	2,897 (4)	4,412 (7)	335
1967	828	207	2,122 (1)	1,381 (9)	3,503 (8)	258
1968	905	240	1,804 (4)	2,548 (4)	4,352 (5)	303
1969	965	256	1,706 (5)	2,825 (2)	4,531 (4)	278
1970	922	232	1,556 (19)	2,506 (7)	4,062 (10)	217
1971	815	201	1,106 (26)	2,409 (6)	3,515 (22)	251
1972	817	183	1,518 (23)	1,673 (23)	3,191 (26)	164
1973	840	193	1,388 (26)	1,919 (16)	3,307 (24)	199
1974	817	200	1,361 (26)	1,977 (20)	3,338 (24)	236
1975	900	234	2,068 (12)	1,869 (23)	3,937 (19)	293
1976	878	199	1,498 (27)	2,072 (15)	3,570 (24)	222
1977	879	228	1,989 (14)	1,875 (17)	3,864 (18)	299
1978	993	276	2,476 (6)	2,338 (18)	4,814 (16)	283
1979	1,034	268	2,571 (4)	2,256 (25)	4,827 (22)	362
1980	1,063	329	2,635 (2)	3,007 (17)	5,642 (4)	295
1981	947	241	1,734 (23)	2,777 (23)	4,511 (27)	281
1982	551	138	799 (26)	1,574 (19)	2,373 (28)	136
1983	1,033	295	1,998 (18)	2,902 (23)	4,900 (24)	288
1984	969	284	1,656 (23)	3,228 (17)	4,884 (23)	240
1985	998	270	1,570 (25)	3,082 (19)	4,652 (24)	284
1986	1,089	299	1,700 (19)	3,449 (13)	5,149 (16)	274
1987	998	294	1,923 (14)	3,300 (7)	5,223 (8)	345
1988	1,010	308	2,249 (4t)	2,956 (22)	5,205 (14)	424
1989	1,028	327	1,928 (12)	3,499 (10)	5,427 (9)	365
1990	1,006	376	1,417 (24)	4,805 (1)	6,222 (1)	405
1991	1,022	353	1,366 (23)	4,621 (1)	5,987 (2)	386
1992	958	339	1,626 (18)	4,029 (1)	5,655 (3)	352
1993	1,066	330	1,792 (12)	3,866 (3)	5,658 (3)	368
1994	1,036	278	1,682 (12)	2,799 (25)	4,481 (26)	226
1995	1,046	295	1,664 (18)	3,241 (19)	4,905 (23)	348
1996	972	287	1,950 (6)	3,098 (21)	5,048 (18)	345
1997	993	288	2,414 (3)	2,505 (29)	4,919 (18)	333
1998	1,016	308	1,970 (9)	3,291 (15)	5,261 (9)	330
1999	1,011	294	1,811 (13)	3,479 (13t)	5,290 (13)	392
2000	1,036	299	2,084 (7)	3,266 (16)	5,350 (14)	346
2001	1,026	288	1,794 (12)	3,558 (8t)	5,352 (8)	336
2002	1,032	312	1,952 (11)	3,320 (20)	5,272 (17)	367
2003	1,013	310	1,623 (26)	3,878 (5)	5,501 (8)	435
2004	1,053	308	1,871 (14)	3,616 (10)	5,487 (11)	344
2005	1,022	279	1,525 (23)	3,597 (9)	5,122 (17)	299
2006	945	261	2,214 (5)	2,596 (30)	4,810 (27)	324
2007	1,037	306	2,109 (5)	2,878 (27)	4,987 (21)	301
2008	973	268	2,199 (7)	2,819 (27)	5,018 (21)	375
2009	990	288	2,592 (2)	3,031 (23)	5,623 (12)	354
2010	907	252	1,727 (17)	3,107 (25)	4,834 (27)	356
2011	984	281	1,438 (31)	3,923 (12)	5,361 (17)	325
2012	957	260	1,687 (21)	3,323 (22)	5,010 (26)	330

## ALL-TIME DEFENSIVE YARDS AND RANKINGS

<b>Year</b>	<b>Total Plays</b>	<b>First Downs</b>	<b>Rush Yards (Rank)</b>	<b>Net Pass Yards (Rank)</b>	<b>Total Yards (Rank)</b>	<b>Total Points</b>
1960	995	282	1,027 (2)	3,874 (8)	4,901 (6)	285
1961	899	235	1,634 (6)	2,391 (2)	4,025 (2)	242
1962	880	217	1,569 (3)	2,561 (2)	4,130 (2)	270
1963	873	256	1,710 (7)	2,606 (3)	4,316 (6)	372
1964	896	267	1,961 (7)	3,280 (6)	5,241 (8)	355
1965	946	271	2,683 (8)	2,470 (2)	5,153 (8)	429
1966	881	244	1,833 (7)	3,162 (8)	4,995 (9)	396
1967	910	233	1,637 (7)	2,418 (3)	4,055 (4)	199
1968	854	198	1,704 (4)	1,671 (1)	3,375 (1)	248
1969	833	183	1,556 (5)	2,217 (2)	3,773 (2)	279
1970	840	227	1,793 (17)	2,605 (24)	4,398 (25)	352
1971	880	237	1,723 (11)	2,072 (10)	3,795 (9)	330
1972	894	263	2,591 (25)	2,143 (11)	4,734 (23)	380
1973	929	274	2,410 (23)	2,237 (20)	4,647 (24)	447
1974	919	268	2,050 (19)	2,375 (20)	4,425 (22)	282
1975	952	264	1,680 (3)	2,457 (17)	4,137 (11)	226
1976	935	226	2,072 (16)	1,915 (8)	3,987 (10)	273
1977	933	247	1,815 (10)	2,142 (20)	3,957 (14)	230
1978	1,021	292	2,072 (9)	2,842 (24)	4,914 (17t)	298
1979	1,038	304	2,225 (17)	2,765 (14)	4,990 (13)	331
1980	932	259	1,811 (8)	2,801 (4)	4,612 (5)	251
1981	1,084	325	2,411 (24)	3,315 (17)	5,726 (24)	355
1982	613	187	1,225 (23)	2,213 (25)	3,438 (28)	245
1983	1,031	332	2,787 (28)	2,845 (4)	5,632 (22)	460
1984	1,075	345	2,789 (28)	3,179 (11)	5,968 (27)	437
1985	1,091	356	2,814 (28)	3,341 (18)	6,155 (27)	412
1986	1,054	285	2,035 (20)	2,999 (8)	5,034 (13)	329
1987	976	287	1,848 (17)	3,145 (17)	4,993 (17)	349
1988	985	304	1,592 (4)	3,266 (13)	4,858 (8)	365
1989	940	314	1,669 (9)	3,542 (17)	5,211 (13)	412
1990	890	279	1,575 (8)	3,060 (14)	4,635 (11)	307
1991	984	280	1,540 (6)	3,208 (14)	4,748 (9)	251
1992	907	254	1,634 (9)	2,577 (3)	4,211 (3)	258
1993	1,003	289	1,273 (1)	3,601 (23)	4,874 (14)	238
1994	971	275	2,120 (28)	2,795 (2)	4,915 (9)	352
1995	983	267	1,526 (8)	3,125 (3)	4,651 (5)	324
1996	956	271	1,385 (2)	3,225 (13)	4,610 (6)	319
1997	992	292	1,573 (4)	3,658 (27)	5,231 (22)	310
1998	955	279	1,610 (9t)	3,511 (20)	5,121 (16)	320
1999	994	300	1,550 (10)	3,695 (25)	5,245 (17)	324
2000	908	215	1,390 (3)	2,423 (1)	3,813 (1)	191
2001	996	300	1,431 (5)	4,084 (31)	5,515 (25)	388
2002	974	297	1,424 (2)	3,540 (25)	4,964 (10)	324
2003	926	275	1,295 (1)	3,606 (30)	4,901 (12)	324
2004	977	318	1,917 (18)	3,807 (26)	5,724 (27)	439
2005	960	294	1,894 (22)	3,216 (17)	5,110 (19)	421
2006	1,062	329	2,313 (30)	3,602 (27)	5,915 (32)	400
2007	978	268	1,478 (5)	3,187 (10)	4,665 (5)	297
2008	1,022	276	1,502 (6)	3,196 (9)	4,698 (7)	234
2009	1,038	323	1,711 (10t)	4,139 (31)	5,850 (28)	402
2010	1,139	356	1,851 (20)	4,032 (29)	5,883 (26)	339
2011	1,080	324	2,053 (24)	3,629 (14)	5,682 (T-18)	317
2012	1,086	358	2,035 (24)	3,964 (26)	5,999 (27)	471

## 2012 ATTENDANCE

### 2012 PRESEASON

**Home**

Arizona Cardinals	69,143
New Orleans Saints	69,143
<b>Total:</b>	<b>138,286</b>

**Away**

@ Seattle Seahawks	65,589
@ Tampa Bay Buccaneers	45,633
<b>Total:</b>	<b>111,222</b>

### 2012 REGULAR SEASON

**Home**

New England Patriots	69,143
Detroit Lions	69,143
Pittsburgh Steelers	69,143
Indianapolis Colts	69,143
Chicago Bears	69,143
Houston Texans	69,143
New York Jets	69,143
Jacksonville Jaguars	69,143
<b>Regular Season Total:</b>	<b>553,144</b>
<b>Regular Season Average:</b>	<b>69,143</b>

**Away**

@ San Diego Chargers	60,804
@ Houston Texans	71,581
@ Minnesota Vikings	57,652
@ Buffalo Bills	68,836
@ Miami Dolphins	60,165
@ Jacksonville Jaguars	63,323
@ Indianapolis Colts	64,688
@ Green Bay Packers	70,508
<b>Regular Season Total:</b>	<b>517,557</b>
<b>Regular Season Average:</b>	<b>64,695</b>

**Total Attendance** (20 games) – 1,320,209 . . . . . **Average** – 66,010  
**Regular Season Total** (16 games) – 1,070,701 . . . . . **Average** – 66,919  
**LP Field Game Totals** (10 games) – 691,430 . . . . . **Average** – 69,143



### ATTENDANCE RECORDS

**Total Combined Regular Season**

1,115,265 (2010 – 16 games)
1,098,921 (2007 – 16 games)
1,097,073 (2006 – 16 games)
1,097,039 (2000 – 16 games)
1,089,472 (2001 – 16 games)
1,088,061 (2008 – 16 games)
1,087,279 (2003 – 16 games)
1,086,095 (2009 – 16 games)
1,077,697 (2011 – 16 games)
1,070,701 (2012 – 16 games)
1,059,178 (2005 – 16 games)
1,051,730 (2004 – 16 games)
1,050,989 (2002 – 16 games)
1,017,727 (1999 – 16 games)

**Total Home Regular Season**

553,192 (2005 – 8 games)
553,144 (2012 – 8 games)
553,144 (2011 – 8 games)
553,144 (2010 – 8 games)
553,144 (2009 – 8 games)
553,144 (2008 – 8 games)
553,144 (2007 – 8 games)
553,144 (2006 – 8 games)
551,210 (2004 – 8 games)
550,472 (2003 – 8 games)
550,437 (2002 – 8 games)
550,393 (2001 – 8 games)
547,524 (2000 – 8 games)
528,890 (1999 – 8 games)
482,726 (1991 – 8 games)
479,428 (1992 – 8 games)

**Regular Season Home Game**

69,149 – eight games in 2005

**Away Game**

90,616 (at Dallas, 2010)  
 88,550 (at Washington, 2006)

**Postseason Game**

80,023 (at Buffalo, 1989)

**Largest LP Field Attendance**

69,149 – eight games in 2005

**Largest Vanderbilt Stadium Attendance**

41,121 (vs. Minnesota, 1998)

**Largest Liberty Bowl Att. (Memphis)**

50,677 (vs. Pittsburgh, 1997)

**Largest Astrodome Att. (Houston)**

64,934 (vs. Pittsburgh, 1992)  
 64,184 (vs. Kansas City, 1994)\*\*

**Largest Rice Stadium Att. (Houston)**

52,580 (vs. N.Y. Jets, 1965)  
 36,375 (vs. Oakland, 1967)

**Largest Jeppesen Stadium Att. (Houston)**

37,981 (vs. Dallas Texans, 1962)\*\*\*  
 37,854 (vs. San Diego, 1961)

\*AFC Wild Card Game  
 \*\*AFC Divisional Playoff  
 \*\*\*AFL Championship Game

## ALL-TIME ATTENDANCE TOTALS

YEARLY TOTALS				HOME TOTALS				AWAY TOTALS			
Year	Attendance	Games	Average	Year	Attendance	Games	Average	Year	Attendance	Games	Average
1960	272,940	14	19,496	1960	140,136	7	20,019	1960	132,804	7	18,972
1961	316,379	14	22,599	1961	195,024	7	27,861	1961	121,355	7	17,336
1962	295,108	14	21,079	1962	200,285	7	28,612	1962	94,823	7	13,546
1963	337,235	14	24,088	1963	163,372	7	23,339	1963	173,863	7	24,838
1964	327,284	14	23,377	1964	141,777	7	20,254	1964	185,507	7	26,501
1965	450,249	14	32,161	1965	240,857	7	34,408	1965	209,392	7	29,913
1966	411,555	14	29,397	1966	177,896	7	25,414	1966	233,659	7	33,380
1967	447,385	14	31,956	1967	185,129	7	26,447	1967	262,256	7	37,465
1968	569,255	14	40,661	1968	283,383	7	40,483	1968	285,872	7	40,839
1969	599,862	14	42,847	1969	309,420	7	44,203	1969	290,442	7	41,492
1970	659,432	14	47,102	1970	294,425	7	42,061	1970	365,007	7	52,144
1971	658,611	14	47,044	1971	289,954	7	41,422	1971	368,657	7	52,665
1972	684,790	14	48,914	1972	285,851	7	40,836	1972	398,939	7	56,991
1973	593,244	14	42,375	1973	219,386	7	31,341	1973	373,858	7	53,408
1974	614,609	14	43,901	1974	237,403	7	33,915	1974	377,206	7	53,887
1975	718,775	14	51,341	1975	336,458	7	48,065	1975	382,317	7	54,617
1976	713,217	14	50,944	1976	331,895	7	47,414	1976	381,322	7	54,475
1977	721,334	14	51,524	1977	345,820	7	49,403	1977	375,514	7	53,645
1978	872,727	16	54,545	1978	411,652	8	51,457	1978	461,075	8	57,634
1979	855,514	16	53,470	1979	396,580	8	49,573	1979	458,934	8	57,367
1980	898,625	16	56,164	1980	398,699	8	49,837	1980	499,926	8	62,491
1981	845,112	16	52,280	1981	355,259	8	44,407	1981	489,853	8	61,232
1982	402,513	9	44,724	1982	200,340	5	40,068	1982	202,173	4	50,543
1983	707,215	16	44,201	1983	321,440	8	40,180	1983	385,775	8	48,222
1984	707,644	16	44,228	1984	323,533	8	40,442	1984	384,111	8	48,014
1985	734,041	16	45,878	1985	329,445	8	41,181	1985	404,596	8	50,575
1986	693,294	16	43,331	1986	303,786	8	37,973	1986	389,508	8	48,689
1987	685,703	15	45,714	1987	259,875	7	37,125	1987	425,828	8	53,229
1988	845,396	16	52,838	1988	365,981	8	45,748	1988	479,415	8	59,927
1989	889,424	16	55,589	1989	451,027	8	56,378	1989	438,397	8	54,800
1990	917,819	16	57,364	1990	449,275	8	56,159	1990	468,544	8	58,568
1991	921,346	16	57,584	1991	482,726	8	60,341	1991	438,620	8	54,828
1992	965,366	16	60,335	1992	479,428	8	59,928	1992	485,938	8	60,743
1993	944,071	16	59,004	1993	452,522	8	56,565	1993	491,549	8	61,444
1994	822,738	16	51,421	1994	353,514	8	44,189	1994	469,224	8	58,653
1995	764,253	16	47,766	1995	288,860	8	36,108	1995	475,393	8	59,424
1996	604,633	16	37,790	1996	254,600	8	31,825	1996	350,033	8	43,754
1997	683,765	16	42,735	1997	224,757	8	28,095	1997	459,008	8	57,376
1998	791,806	16	49,487	1998	299,555	8	37,444	1998	492,251	8	61,531
1999	1,017,727	16	63,608	1999	528,890	8	66,111	1999	488,837	8	61,105
2000	1,097,039	16	68,565	2000	547,524	8	68,441	2000	549,515	8	68,689
2001	1,089,472	16	68,092	2001	550,393	8	68,799	2001	539,079	8	67,385
2002	1,050,989	16	65,687	2002	550,437	8	68,805	2002	500,552	8	62,569
2003	1,087,279	16	67,955	2003	550,472	8	68,809	2003	536,807	8	67,101
2004	1,051,730	16	65,733	2004	551,210	8	68,901	2004	500,520	8	62,565
2005	1,059,178	16	66,199	2005	553,192	8	69,149	2005	505,986	8	63,248
2006	1,097,073	16	68,567	2006	553,144	8	69,143	2006	543,929	8	67,991
2007	1,098,921	16	68,683	2007	553,144	8	69,143	2007	545,777	8	68,222
2008	1,088,061	16	68,004	2008	553,144	8	69,143	2008	534,917	8	66,865
2009	1,086,095	16	67,881	2009	553,144	8	69,143	2009	532,951	8	66,619
2010	1,115,265	16	69,704	2010	553,144	8	69,143	2010	562,121	8	70,265
2011	1,077,697	16	67,356	2011	553,144	8	69,143	2011	524,553	8	65,569
2012	1,070,701	16	66,919	2012	553,144	8	69,143	2012	517,557	8	64,695
<b>Totals</b>	<b>41,037,496</b>	<b>804</b>	<b>51,042</b>	<b>Totals</b>	<b>19,585,451</b>	<b>402</b>	<b>48,720</b>	<b>Totals</b>	<b>21,546,045</b>	<b>402</b>	<b>53,597</b>



## **PLAYOFF HISTORY**

## FRANCHISE PLAYOFF GAME HISTORY

SEASON/DATE	DAY	ROUND	OPPONENT	SITE	RESULT	SCORE	
						TITANS	OPP.
<b>1960 (10-4 regular season, 6-1 home, 4-3 road, First Place AFL East, Head Coach -- Lou Rymkus)</b>							
01/01/61	Sunday	AFL Championship	LA CHARGERS	Houston (Jeppesen Stadium)	W	24	16
<b>1961 (10-3-1 regular season, 6-1 home, 4-2-1 road, First Place AFL East, Head Coaches -- 5 games Lou Rymkus, 9 games Wally Lemm)</b>							
12/24/61	Sunday	AFL Championship	at San Diego	San Diego (Balboa Stadium)	W	10	3
<b>1962 (11-3 regular season, 6-1 home, 4-2 road, First Place AFL East, Head Coach -- Frank "Pop" Ivy)</b>							
12/23/62	Sunday	AFL Championship	DALLAS TEXANS	Houston (Jeppesen Stadium)	L (2 OT)	17	20
<b>1967 (9-4-1 regular season, 5-2 home, 4-2-1 road, First Place AFL East, Head Coach -- Wally Lemm)</b>							
12/31/67	Sunday	AFL Championship	at Oakland	Oakland (Alameda County Coliseum)	L	7	40
<b>1969 (6-6-2 regular season, 4-2-1 home, 2-4-1 road, Second Place AFL East, Head Coach -- Wally Lemm)</b>							
12/21/69	Sunday	AFL Divisional	at Oakland	Oakland (Alameda County Coliseum)	L	7	56
<b>1978 (10-6 regular season, 5-3 home, 5-3 road, Second Place AFC Central, Head Coach -- O.A. "Bum" Phillips)</b>							
12/24/78	Sunday	Wild Card	at Miami	Miami (Orange Bowl)	W	17	9
12/31/78	Sunday	Divisional	at New England	New England (Schaefer Stadium)	W	31	14
01/07/79	Sunday	Conference	at Pittsburgh	Pittsburgh (Three Rivers Stadium)	L	5	34
<b>1979 (11-5 regular season, 6-2 home, 5-3 road, Second Place AFC Central, Head Coach -- O.A. "Bum" Phillips)</b>							
12/23/79	Sunday	Wild Card	DENVER	Houston (Astrodome)	W	13	7
12/29/79	Saturday	Divisional	at San Diego	San Diego (San Diego Stadium)	W	17	14
01/06/80	Sunday	Conference	at Pittsburgh	Pittsburgh (Three Rivers Stadium)	L	13	27
<b>1980 (11-5 regular season, 6-2 home, 5-3 road, Tied First Place AFC Central, Head Coach -- O.A. "Bum" Phillips)</b>							
12/28/80	Sunday	Wild Card	at Oakland	Oakland (Alameda County Coliseum)	L	7	27
<b>1987 (9-6 regular season, 5-2 home, 4-4 road, Second Place AFC Central, Head Coach -- Jerry Glanville)</b>							
01/03/88	Sunday	Wild Card	SEATTLE	Houston (Astrodome)	W (OT)	23	20
01/10/88	Sunday	Divisional	at Denver	Denver (Mile High Stadium)	L	10	34
<b>1988 (10-6 regular season, 7-1 home, 3-5 road, Tied Second Place AFC Central, Head Coach -- Jerry Glanville)</b>							
12/24/88	Saturday	Wild Card	at Cleveland	Cleveland (Cleveland Stadium)	W	24	23
01/01/89	Sunday	Divisional	at Buffalo	Buffalo (Rich Stadium)	L	10	17
<b>1989 (9-7 regular season, 6-2 home, 3-5 road, Tied Second Place AFC Central, Head Coach -- Jerry Glanville)</b>							
12/31/89	Sunday	Wild Card	PITTSBURGH	Houston (Astrodome)	L (OT)	23	26
<b>1990 (9-7 regular season, 6-2 home, 3-5 road, Tied First Place AFC Central, Head Coach -- Jack Pardee)</b>							
01/06/91	Sunday	Wild Card	at Cincinnati	Cincinnati (Riverfront Stadium)	L	14	41
<b>1991 (11-5 regular season, 7-1 home, 4-4 road, First Place AFC Central, Head Coach -- Jack Pardee)</b>							
12/29/91	Sunday	Wild Card	NY JETS	Houston (Astrodome)	W	17	10
01/04/92	Saturday	Divisional	at Denver	Denver (Mile High Stadium)	L	24	26
<b>1992 (10-6 regular season, 5-3 home, 5-3 road, Second Place AFC Central, Head Coach -- Jack Pardee)</b>							
01/03/93	Sunday	Wild Card	at Buffalo	Buffalo (Rich Stadium)	L (OT)	38	41
<b>1993 (12-4 regular season, 7-1 home, 5-3 road, First Place AFC Central, Head Coach -- Jack Pardee)</b>							
01/16/94	Sunday	Divisional	KANSAS CITY	Houston (Astrodome)	L	20	28
<b>1999 (13-3 regular season, 8-0 home, 5-3 road, Second Place AFC Central, Head Coach -- Jeff Fisher)</b>							
01/08/00	Saturday	Wild Card	BUFFALO	Tennessee (LP Field)	W	22	16
01/16/00	Sunday	Divisional	at Indianapolis	Indianapolis (RCA Dome)	W	19	16
01/23/00	Sunday	Conference	at Jacksonville	Jacksonville (Alltel Stadium)	W	33	14
01/30/00	Sunday	Super Bowl XXXIV	ST. LOUIS	Atlanta (Georgia Dome)	L	16	23
<b>2000 (13-3 regular season, 7-1 home, 6-2 road, First Place AFC Central, Head Coach -- Jeff Fisher)</b>							
01/07/01	Sunday	Divisional	BALTIMORE	Tennessee (LP Field)	L	10	24
<b>2002 (11-5 regular season, 6-2 home, 5-3 road, First Place AFC South, Head Coach -- Jeff Fisher)</b>							
01/11/03	Saturday	Divisional	PITTSBURGH	Tennessee (LP Field)	W (OT)	34	31
01/19/03	Sunday	Conference	at Oakland	Oakland (Network Associates Coliseum)	L	24	41
<b>2003 (12-4 regular season, 7-1 home, 5-3 road, Second Place AFC South, Head Coach -- Jeff Fisher)</b>							
01/03/04	Saturday	Wild Card	at Baltimore	Baltimore (M&T Bank Stadium)	W	20	17
01/10/04	Saturday	Divisional	at New England	New England (Gillette Stadium)	L	14	17
<b>2007 (10-6 regular season, 5-3 home, 5-3 road, Third Place AFC South, Head Coach -- Jeff Fisher)</b>							
01/06/08	Sunday	Wild Card	at San Diego	San Diego (Qualcomm Stadium)	L	6	17
<b>2008 (13-3 regular season, 7-1 home, 6-2 road, First Place AFC South, Head Coach -- Jeff Fisher)</b>							
01/10/09	Saturday	Divisional	BALTIMORE	Tennessee (LP Field)	L	10	13

**All-Time Playoff Record: 14-19 (6-5 home, 8-13 road, 0-1 neutral site)**



## ALL-TIME PLAYOFF LEADERS

## CAREER RUSHING YARDS

Player	Games	Att	Yds	Avg	TD
1. Eddie George	9	206	776	3.8	5
2. Earl Campbell	6	135	420	3.1	4
3. Steve McNair	9	54	349	6.5	6
4. Lorenzo White	7	76	264	3.5	1
5. Allen Pinkett	6	47	219	4.7	1
6. Tim Wilson	7	54	174	3.2	0
7. Alonzo Highsmith	5	26	149	5.7	0
8. Mike Rozier	4	48	147	3.1	2
9. Billy Cannon	3	44	135	3.1	0
Rob Carpenter	4	39	135	3.5	0

## CAREER RECEPTIONS

Player	Games	Att	Yds	Avg	TD
1. Ernest Givins	10	60	774	12.9	8
2. Haywood Jeffires	8	41	513	12.5	3
3. Drew Hill	8	38	513	13.5	1
4. Frank Wycheck	9	37	313	8.5	1
5. Curtis Duncan	9	34	274	8.1	2
6. Derrick Mason	9	29	312	10.8	1
7. Tim Wilson	7	24	202	8.4	1
8. Eddie George	9	23	149	6.5	0
9. Mike Barber	7	16	329	20.6	2
10. Rob Carpenter	4	15	98	6.5	0

## CAREER PASSING YARDS

Player	Games	Att	Cmp	Pct	Yds	TD	Int	Rate
1. Warren Moon	9	351	230	65.5	2578	15	12	87.3
2. Steve McNair	9	282	166	58.9	1591	6	9	68.4
3. Dan Pastorini	5	116	71	61.2	954	4	8	70.1
4. George Blanda	3	117	57	48.7	722	5	10	47.0
5. Pete Beathard	2	81	33	40.7	351	2	4	41.7
6. Kerry Collins	1	42	26	61.9	281	0	1	71.6
7. Ken Stabler	1	26	15	57.7	243	0	2	57.1
8. Cody Carlson	2	33	16	48.5	165	2	1	70.9
9. Vince Young	1	29	16	55.2	138	0	1	53.5
10. Gifford Nielsen	4	24	13	54.2	129	1	2	48.8

## CAREER SCORING

Player	Games	TD	PAT	FG	Total
1. Al Del Greco	9	0	21	14	63
2. Ernest Givins	10	8	0	0	48
3. Steve McNair	9	6	0	0	36
Tony Zendejas	5	0	9	9	36
5. Toni Fritsch	7	0	11	8	35
6. Eddie George	5	5	0	0	30
7. Earl Campbell	4	4	0	0	24
8. Haywood Jeffires	8	3	0	0	18
9. George Blanda	3	0	6	3	15
Joe Nedney	2	0	6	3	15

## CAREER FIELD GOALS

Player	Games	Made	Att	Pct	Lg
1. Al Del Greco	9	14	22	63.6	53
2. Tony Zendejas	5	9	14	64.3	49
3. Toni Fritsch	7	8	10	80.0	35
4. <b>Rob Bironas</b>	2	3	5	60.0	44
George Blanda	3	3	-	-	46
Joe Nedney	2	3	4	75.0	42
7. Gary Anderson	2	2	3	66.7	46

## CAREER PUNTING AVERAGE

Player	Games	Punt	Yds	Avg	TB	In20	Lg
1. Greg Montgomery	8	27	1149	42.6	3	4	59
2. Ode Burrell	1	11	455	41.4	-	-	57
3. Craig Hentrich	11	51	2090	41.0	4	17	66
4. Cliff Parsley	7	40	1607	40.2	-	-	56
5. Jeff Gossett	2	6	239	39.8	0	1	57
6. Jim Norton	4	18	707	39.3	-	-	53
7. Charlie Milstead	1	5	170	34.0	-	-	43

## CAREER KICKOFF RETURN YARDS

Player	Games	No	Yds	Avg	TD
1. Derrick Mason	9	17	492	28.9	1
2. Bobby Jancik	2	9	239	26.6	0
3. Allen Pinkett	8	13	221	17.0	0
4. John Simon	2	9	201	22.3	0
5. Justin McCareins	4	8	148	18.5	0
6. Johnnie Dirden	2	5	109	21.8	0
7. Lorenzo White	7	7	108	15.4	0
8. Robert Woods	3	5	104	20.8	0
9. Ode Burrell	2	4	89	22.3	0
10. Zeke Moore	1	3	87	29.0	0

## CAREER INTERCEPTIONS

Player	Games	No	Yds	Avg	TD
1. Vernon Perry	4	6	75	12.5	1
2. Gregg Bingham	5	3	38	12.7	0
Bubba McDowell	6	3	90	30.0	1
Mike Reinfeldt	5	3	35	11.7	0
5. Richard Johnson	4	2	25	12.5	0
Samari Rolle	9	2	17	8.5	0
Greg Sternick	5	2	0	0.0	0
8. (20 players tied with one interception)					

## CAREER SACKS (SINCE 1970)

Player	No
1. Elvin Bethea	5.0
Andy Dorris	5.0
3. Jason Fisk	3.5
William Fuller	3.0

## CAREER TACKLES (SINCE 1974)

Player	No
1. Al Smith	55
2. Keith Bulluck	48
3. Gregg Bingham	45
4. John Grimsley	41

## INDIVIDUAL PLAYOFF RECORDS: SERVICE

### Most Games, Head Coach

11	Jeff Fisher, 1999-08
7	O.A. "Bum" Phillips, 1978-80
5	Jerry Glanville, 1987-89
5	Jack Pardee, 1990-93

### Most Games Won, Head Coach

5	Jeff Fisher, 1999-08
4	O.A. "Bum" Phillips, 1978-80
2	Jerry Glanville, 1987-89

### Most Games Lost, Head Coach

6	Jeff Fisher, 1999-08
4	Jack Pardee, 1990-93
3	Jerry Glanville, 1987-89
3	O.A. "Bum" Phillips, 1978-80

## INDIVIDUAL PLAYOFF RECORDS: SCORING

### POINTS

#### Most Points, Career

63	Al Del Greco, (21 PAT, 14 FG)
48	Ernest Givins, (8 TD)
36	Steve McNair, (6 TD)
35	Toni Fritsch, (11 PAT, 8 FG)
33	Tony Zendejas, (9 PAT, 8 FG)

#### Most Points, Game

13	Al Del Greco, @ Indianapolis, 1/16/00
12	Mike Barber, @ New England, 12/31/78
12	Allen Pinkett, @ Cleveland, 12/24/88
12	Ernest Givins, vs. Pittsburgh, 12/31/89
12	Ernest Givins, @ Cincinnati, 1/6/91
12	Ernest Givins, vs. NY Jets, 12/29/91
12	Haywood Jeffires, @ Buffalo, 1/3/93
12	Steve McNair, @ Jacksonville, 1/23/00
12	Steve McNair, @ Oakland, 1/19/03

#### Most Points, Opponent, Game

18	Andre Reed, @ Buffalo, 1/3/93
16	George Blanda, @ Oakland, 12/31/67
14	Gary Anderson, vs. Pittsburgh, 12/31/89

### TOTAL TOUCHDOWNS

#### Most Touchdowns, Career

8	Ernest Givins, (8 receiving)
6	Steve McNair, (6 rushing)
5	Eddie George, (5 rushing)
4	Earl Campbell, (4 rushing)
3	Haywood Jeffires, (3 receiving)

#### Most Touchdowns, Game

2	Mike Barber, @ New England, 12/31/78
2	Allen Pinkett, @ Cleveland, 12/24/88
2	Ernest Givins, vs. Pittsburgh, 12/31/89
2	Ernest Givins, @ Cincinnati, 1/6/91
2	Ernest Givins, vs. NY Jets, 12/29/91
2	Haywood Jeffires, @ Buffalo, 1/3/93
2	Steve McNair, @ Jacksonville, 1/23/00
2	Eddie George, vs. St. Louis, 1/30/00
2	Steve McNair, @ Oakland, 1/19/03

#### Most Touchdowns, Opponent, Game

3	Andre Reed, @ Buffalo, 1/3/91
---	-------------------------------

#### Most Consecutive Games Scoring Touch-down

3	Ernest Givins, 1989-91
3	Eddie George, 1999-02
2	6 times, last by Steve McNair, 2002

### POINTS AFTER TOUCHDOWN

#### Most Attempts, Career

21	Al Del Greco, 1991-93, 99-00
11	Toni Fritsch, 1979-80
9	Tony Zendejas, 1987-89

#### Most Attempts, Game

5	Al Del Greco, @ Buffalo, 1/3/93
4	Toni Fritsch, @ New England, 12/31/78
4	Al Del Greco, @ Jacksonville, 1/23/00
4	Joe Nedney, vs. Pittsburgh, 1/11/03

#### Most Made, Career

21	Al Del Greco, 1991-93, 99-00
11	Toni Fritsch, 1978-80
9	Tony Zendejas, 1987-89

#### Most Made, Game

5	Al Del Greco, @ Buffalo, 1/3/93
4	Al Del Greco, @ Indianapolis, 1/16/00
4	Toni Fritsch, @ New England, 12/31/78
4	Al Del Greco, @ Jacksonville, 1/23/00
4	Joe Nedney, vs. Pittsburgh, 1/11/03

#### Most Made, Opponent, Game

8	George Blanda, @ Oakland, 12/21/69
5	Jim Breech, @ Cincinnati, 1/6/91
5	Steve Christie, @ Buffalo, 1/3/93
5	Sabastian Janikowski, @ Oakland, 1/19/03

#### Most Made, No Misses, Career

21	Al Del Greco, 1991-93, 99-00
11	Toni Fritsch, 1978-80
9	Tony Zendejas, 1987-89

### FIELD GOALS

#### Most Attempted, Career

22	Al Del Greco, 1991-93, 99-00
14	Tony Zendejas, 1987-89
9	Toni Fritsch, 1978-80

#### Most Attempted, Game

5	Tony Zendejas, vs. Seattle, 1/3/89
4	Al Del Greco, @ Indianapolis, 1/16/00
4	Al Del Greco, vs. Baltimore, 1/7/01
4	Tony Zendejas, vs. Pittsburgh, 12/31/88
4	Jeff Reed, vs. Pittsburgh, 1/11/03

#### Most Attempted, Opponent, Game

4	Jeff Wilkins, vs. St. Louis, 1/30/00
4	Roy Gerela, @ Pittsburgh, 1/7/79
4	Gary Anderson, vs. Pittsburgh, 12/31/89

#### Most Made, Career

14	Al Del Greco, 1991-93, 99-00
9	Tony Zendejas, 1987-89
7	Toni Fritsch, 1978-80

#### Most Made, Game

4	Al Del Greco, @ Indianapolis, 1/16/00
3	Al Del Greco, vs. Buffalo, 1/8/00
3	Tony Zendejas, vs. Seattle, 1/3/88
3	Tony Zendejas, vs. Pittsburgh, 12/31/89

#### Most Made, Opponent, Game

4	Roy Gerela, @ Pittsburgh, 1/7/79
3	Mike Vanderjagt, @ Indianapolis, 1/16/00
3	Jeff Wilkins, vs. St. Louis, 1/30/00
3	Ben Agajanian, vs. LA Chargers, 1/1/61
3	Matt Bahr, @ Cleveland, 12/24/88
3	Jeff Reed, vs. Pittsburgh, 1/11/03

#### Most Consecutive Games Made

9	Al Del Greco, 1991-93, 99-00
6	Toni Fritsch, 1978-80
5	Tony Zendejas, 1987-89

#### Longest Field Goal

53	Al Del Greco, vs. NY Jets, 12/29/91
49	Al Del Greco, @ Indianapolis, 1/16/00
49	Tony Zendejas, vs. Seattle, 1/3/88
49	Tony Zendejas, @ Cleveland, 12/24/88
49	Al Del Greco, vs. Kansas City, 1/16/94

#### Highest Field Goal Percentage (5 attempts)

77.8	Toni Fritsch, 6 games (7-9)
64.3	Tony Zendejas, 5 games (9-14)
63.6	Al Del Greco, 9 games (14-22)

## SAFETIES

### Most, Career

1	Jevon Kearse, 1999
1	Ted Washington, 1979

### Most, Game

1	Jevon Kearse, vs. Buffalo, 1/8/00
1	Ted Washington, @ Pittsburgh, 1/7/79

## INDIVIDUAL PLAYOFF RECORDS: RUSHING

### RUSHING ATTEMPTS

#### Most Attempts, Career

206	Eddie George, 9 games
135	Earl Campbell, 8 games
76	Lorenzo White, 7 games
54	Steve McNair, 9 games

#### Most Attempts, Game

29	Eddie George, vs. Buffalo, 1/8/00
28	Eddie George, vs. St. Louis, 1/30/00
27	Earl Campbell, @ New England, 12/31/78
27	Earl Campbell, @ Oakland, 12/23/80
27	Eddie George, vs. Baltimore, 1/7/01
25	Eddie George, @ Baltimore, 1/3/04

### RUSHING YARDS

#### Most Yards Gained, Career

776	Eddie George, 9 games
420	Earl Campbell, 8 games
349	Steve McNair, 9 games
264	Lorenzo White, 7 games
219	Allen Pinkett, 6 games

#### Most Yards Gained, Game

162	Eddie George, @ Indianapolis, 1/16/00
118	Earl Campbell, @ New England, 12/31/78
106	Eddie George, vs. Buffalo, 1/8/00

#### Longest Run From Scrimmage

68t	Eddie George, @ Indianapolis, 1/16/00
51	Steve McNair, @ Jacksonville, 1/23/00
35	Earl Campbell, @ New England, 12/31/78

#### Highest Average Gain, Career (40 carries)

6.46	Steve McNair, 9 games (54-349)
4.66	Allen Pinkett, 6 games (47-219)
3.77	Eddie George, 9 games (206-776)
3.47	Lorenzo White, 5 games (76-264)
3.11	Earl Campbell, 8 games (135-420)

#### Highest Average Gain, Game (10 carries)

6.5	Chris Johnson, vs. Baltimore, 1/10/09 (11-72)
6.23	Eddie George, @ Indianapolis, 1/16/00 (26-162)

4.37	Earl Campbell, @ New England, 12/31/78 (27-118)
------	---

### RUSHING TOUCHDOWNS

#### Most Touchdowns, Career

6	Steve McNair, 9 games
5	Eddie George, 9 games
4	Earl Campbell, 8 games
2	Mike Rozier, 4 games

#### Most Touchdowns, Game

2	Eddie George, vs. St. Louis, 1/30/00
2	Steve McNair, @ Jacksonville, 1/23/00
2	Steve McNair, @ Oakland, 1/19/03
1	18 times, last by Chris Johnson vs. Bal., 1/10/09

#### Most Consecutive Games Rushing for TD's

3	Eddie George, 1999-02
2	Chris Brown, 2004
2	Steve McNair, 2002
2	Earl Campbell, 1978

## INDIVIDUAL PLAYOFF RECORDS: PASSING

### PASSER RATING

#### Passer Rating, Career (min. 100 attempts)

87.3	Warren Moon, 9 games
72.3	Dan Pastorini, 5 games
68.4	Steve McNair, 9 games

### PASS ATTEMPTS

#### Most Passes Attempted, Career

351	Warren Moon, 9 games
282	Steve McNair, 9 games
117	George Blanda, 3 games
116	Dan Pastorini, 5 games

#### Most Passes Attempted, Game

50	Warren Moon, @ Buffalo, 1/3/93
48	Warren Moon, vs. Pittsburgh, 12/31/89
46	George Blanda, vs. Dallas Texans, 12/23/62
46	Pete Beathard, @ Oakland, 12/21/69
46	Steve McNair, vs. Baltimore, 1/7/01

### PASS COMPLETIONS

#### Most Completions, Career

230	Warren Moon, 9 games
166	Steve McNair, 9 games
71	Dan Pastorini, 5 games
57	George Blanda, 3 games

#### Most Completions, Game

36	Warren Moon, @ Buffalo, 1/3/93
32	Warren Moon, vs. Kansas City, 1/16/94
29	Warren Moon, vs. Pittsburgh, 12/31/89

### COMPLETION PERCENTAGE

#### Highest Completion Percentage, Career (100 att)

65.5	Warren Moon, 9 games
61.2	Dan Pastorini, 5 games
58.9	Steve McNair, 9 games

#### Highest Completion Percentage, Game (10 att)

80.0	Dan Pastorini, @ New England, 12/31/78 (12-15)
75.0	Warren Moon, @ Denver, 1/4/92 (27-36)
74.4	Warren Moon, vs. Kansas City, 1/16/94 (32-43)

### PASSING YARDS

#### Most Yards Gained, Career

2,578	Warren Moon, 9 games
1,591	Steve McNair, 9 games
954	Dan Pastorini, 5 games
722	George Blanda, 3 games

#### Most Yards Gained, Game

371	Warren Moon, @ Buffalo, 1/3/93
338	Steve McNair, vs. Pittsburgh, 1/11/03
325	Warren Moon, @ Denver, 1/4/92
315	Warren Moon, vs. Pittsburgh, 12/31/89

#### Most Games, 300 or More Yards Passing, Career

4	Warren Moon, 9 games
---	----------------------

**Most Consec. Games, 300 or More Yards****Passing**

3 Warren Moon, 1991-93

**Longest Pass Completion**

88t George Blanda (to Billy Cannon), vs. LA Chargers, 1/1/61  
 71t Dan Pastorini (to Ken Burrough), @ N.E., 12/31/78  
 55 Dan Pastorini (to Mike Barber), @ Miami, 12/24/78  
 49t Steve McNair (to Justin McCareins), @ Balt., 1/3/04

**Highest Average Gain, Career (100 attempts)**

8.22 Dan Pastorini, 5 games (116-954)  
 7.31 Warren Moon, 9 games (351-2578)  
 6.17 George Blanda, 3 games (117-722)

**Highest Average Gain, Game (20 attempts)**

10.55 Dan Pastorini, @ New England, 12/31/78  
 9.03 Warren Moon, @ Denver, 1/4/92  
 8.53 Warren Moon, vs. Seattle, 1/3/88

**TOUCHDOWN PASSES****Most Touchdown Passes, Career**

15 Warren Moon, 9 games

6 Steve McNair, 9 games  
 5 George Blanda, 3 games  
 4 Dan Pastorini, 5 games

**Most Touchdown Passes, Game**

4 Warren Moon, @ Buffalo, 1/3/93  
 3 George Blanda, vs. LA Chargers, 1/1/61  
 3 Dan Pastorini, @ New England, 12/31/78  
 3 Warren Moon, @ Denver, 1/4/92

**Most Consecutive Games Touchdown Pass**

4 Steve McNair, 2002-03  
 4 Warren Moon, 1991-93  
 3 George Blanda, 1960-62  
 3 Warren Moon, 1987-88

**PASSES HAD INTERCEPTED****Lowest Percentage, Passes Had Intercepted, Career (100 attempts)**

3.19 Steve McNair, 9 games (282-9)  
 3.42 Warren Moon, 9 games (351-12)  
 6.90 Dan Pastorini, 5 games (116-8)  
 8.54 George Blanda, 3 games (117-10)

**Most Attempts Without Interception, Game**

48 Warren Moon, vs. Pittsburgh, 12/31/89

36 Steve McNair, vs. St. Louis, 1/30/99  
 36 Steve McNair, @ Oakland, 1/19/03  
 29 Dan Pastorini, @ Miami, 12/24/78

**Most Passes Had Intercepted, Career**

12 Warren Moon, 9 games  
 10 George Blanda, 3 games  
 9 Steve McNair, 9 games  
 8 Dan Pastorini, 5 games

**Most Passes Had Intercepted, Game**

5 George Blanda, @ San Diego, 12/25/61  
 5 George Blanda, vs. Dallas Texans, 12/23/62  
 5 Dan Pastorini, @ Pittsburgh, 1/7/79

**INDIVIDUAL PLAYOFF RECORDS: RECEIVING****RECEPTIONS****Most Receptions, Career**

60 Ernest Givins, 1987-93  
 41 Haywood Jeffires, 1988-93  
 38 Drew Hill, 1987-91  
 29 Derrick Mason, 1997-03

**Most Receptions, Game**

11 Ernest Givins, vs. Pittsburgh, 12/31/89  
 10 Frank Wycheck, vs. Pittsburgh, 1/11/03  
 10 Justin Gage, vs. Baltimore, 1/10/09  
 9 Drew Hill, vs. NY Jets, 12/29/91  
 9 Ernest Givins, @ Buffalo, 1/3/93  
 9 Haywood Jeffires, vs. Kansas City, 1/16/94

**Most Consecutive Games, Pass Receptions**

8 Haywood Jeffires, 1988-93  
 7 Frank Wycheck, 1999-2002  
 6 Ernest Givins, 1989-93  
 6 Derrick Mason, 1999-2003

**YARDS GAINED****Most Yards Gained, Career**

774 Ernest Givins, 8 games  
 513 Drew Hill, 7 games  
 513 Haywood Jeffires, 7 games  
 312 Derrick Mason, 9 games

**Most Yards Gained, Game**

136 Ernest Givins, vs. Pittsburgh, 12/31/89  
 135 Justin Gage, vs. Baltimore, 1/10/09  
 128 Billy Cannon, vs. L.A., 1/1/61

123 Frank Wycheck, vs. Pittsburgh, 1/11/03

117 Ernest Givins, @ Buffalo, 1/3/93

**Most Games, 100 or More Receiving Yards, Career**

3 Ernest Givins  
 1 Ken Burrough  
 1 Mike Barber  
 1 Frank Wycheck

**Most Consecutive Games, 100 or More Receiving Yards**

2 Ernest Givins

**Longest Reception**

88t Billy Cannon, vs. LA Chargers, 1/1/61  
 71t Ken Burrough, @ Miami, 12/24/78  
 55 Mike Barber, @ New England, 12/31/78  
 49t Justin McCareins, @ Baltimore, 1/3/04

**AVERAGE GAIN****Highest Average Gain, Career (14 receptions)**

22.1 Mike Barber, (14-309)  
 13.5 Drew Hill, (38-513)  
 12.9 Ernest Givins, (60-774)

**Highest Average Gain, Game (5 receptions)**

18.6 Drew Hill, @ Denver, 1/10/88 (5-93)  
 18.5 Ernest Givins, @ Denver, 1/4/92 (6-111)  
 17.2 Ken Burrough, @ Miami, 12/24/78 (6-103)

**TOUCHDOWNS****Most Touchdowns, Career**

8 Ernest Givins, 8 games  
 3 Haywood Jeffires, 7 games  
 2 Billy Cannon, 2 games  
 2 Mike Barber, 2 games  
 2 Curtis Duncan, 5 games

**Most Touchdowns, Game**

2 5 times, last by Haywood Jeffires @ Buff 1/3/93

**Most Consecutive Games with Touchdown Reception**

3 Ernest Givins, 1989-91  
 2 Billy Cannon, 1960-61  
 2 Curtis Duncan, 1991-92  
 2 Haywood Jeffires, 1991-92

## INDIVIDUAL PLAYOFF RECORDS: INTERCEPTIONS

### INTERCEPTIONS

#### Most Interceptions, Career

5	Vernon Perry, 4 games
4	Mike Reinfeldt, 7 games
3	Bubba McDowell, 6 games
2	Samari Rolle, 9 games

#### Most Interceptions, Game

4*	Vernon Perry, @ San Diego, 12/29/79
2	Mike Reinfeldt, @ New England, 12/31/78
2	Bubba McDowell, vs. NY Jets, 12/29/91

### INT. RETURN YARDS

#### Most Yards Gained, Career

90	Bubba McDowell, 6 games
75	Vernon Perry, 4 games
35	Mike Reinfeldt, 7 games

#### Most Yards Gained, Game

75t	Vernon Perry, @ Pittsburgh, 1/6/80
58t	Bubba McDowell, @ Buffalo, 1/3/93
32	Bubba McDowell, vs. NY Jets, 12/29/92

#### Longest Run

75t	Vernon Perry, @ Pittsburgh, 1/6/80
58t	Bubba McDowell, @ Buffalo, 1/3/93

31 Bubba McDowell, vs. NY Jets, 12/29/92

### INTERCEPTIONS FOR TDs

#### Most Touchdowns, Career

1	Vernon Perry, 1980
1	Bubba McDowell, 1993

#### Most Touchdowns, Game

1	Vernon Perry, @ Pittsburgh, 1/6/80
1	Bubba McDowell, @ Buffalo, 1/3/93

\* NFL Record

## INDIVIDUAL PLAYOFF RECORDS: PUNTING

### PUNTS

#### Most Punts, Career

51	Craig Hentrich, 11 games
31	Cliff Parsley, 7 games
27	Greg Montgomery, 8 games

#### Most Punts, Game

11	Jim Norton, @ Oakland, 12/31/67
11	Ode Burrell, @ Oakland, 12/21/69
7	Craig Hentrich, vs. Buffalo, 1/8/00
6	Cliff Parsley, @ New England, 12/31/78
6	Cliff Parsley, @ San Diego, 12/29/79
6	Greg Montgomery, @ Cincinnati, 1/6/91
6	Craig Hentrich, @ Baltimore, 1/3/04

### PUNTING YARDS

#### Longest Punt

66	Craig Hentrich, vs. Baltimore, 1/10/09
63	Craig Hentrich, @ Baltimore, 1/3/04
59	Greg Montgomery, vs. Kansas City, 1/6/94
57	Craig Hentrich, @ Indianapolis, 1/16/00
57	Ode Burrell, @ Oakland, 12/21/69

#### Highest Average Yardage, Career (10 punts)

42.6	Greg Montgomery (27-1149)
42.3	Ode Burrell (11-465)

#### Highest Average Yardage, Game (5 punts)

52.0	Craig Hentrich, @ Indianapolis, 1/16/00, (5-260)
48.6	Greg Montgomery, vs. Kansas City, 1/16/94 (5-243)
44.7	Craig Hentrich, @ Baltimore, 1/3/04 (6-268)
44.6	Greg Montgomery, @ Buffalo, 1/1/89 (5-223)

## INDIVIDUAL PLAYOFF RECORDS: PUNT RETURNS

### PUNT RETURNS

#### Most Punt Returns, Career

21	Derrick Mason, 9 games
9	Richard Ellender, 3 games
5	Kenny Johnson, 2 games
5	Robert Woods, 2 games

#### Most Punt Returns, Game

6	Derrick Mason, @ Baltimore, 1/3/04
5	Derrick Mason, vs. Buffalo, 1/8/00
5	Richard Ellender, @ Denver, 12/23/79
4	Kenny Johnson, vs. Seattle, 1/3/88

### PUNT RETURN YARDS

#### Most Yards Gained, Career

173	Derrick Mason, 9 games
75	Richard Ellender, 3 games
27	Kenny Johnson, 2 games
27	Bobby Gordon, 1 game

#### Most Yards Gained, Game

70	Derrick Mason, @ Baltimore, 1/3/04
49	Derrick Mason, @ Indianapolis, 1/16/00
42	Richard Ellender, @ Denver, 12/23/79
27	Bobby Gordon, vs. LA Chargers, 1/1/61
27	Kenny Johnson, vs. Seattle, 1/3/88

#### Longest Return

27	Bobby Gordon, vs. LA Chargers, 1/1/61
25	Richard Ellender, @ San Diego, 12/29/79
19	Derrick Mason, @ Indianapolis, 1/16/00
19	Gerald McNeil, @ Cincinnati, 1/6/91

#### Highest Average Gain, Career (5 returns)

8.3	Richard Ellender (9-75)
8.2	Derrick Mason (21-173)
5.4	Kenny Johnson (5-27)

#### Highest Average Gain, Game (3 returns)

16.3	Derrick Mason, @ Indianapolis, 1/16/00 (3-49)
11.7	Derrick Mason, @ Baltimore, 1/3/04 (6-70)
8.5	Richard Ellender, @ Denver, 12/23/79 (5-42)
6.8	Kenny Johnson, vs. Seattle, 1/3/88 (4-27)

## INDIVIDUAL PLAYOFF RECORDS: KICKOFF RETURNS

### KICKOFF RETURNS

#### Most Kickoff Returns, Career

17	Derrick Mason, 7 games
13	Allen Pinkett, 8 games
9	Bobby Jancik, 3 games
9	John Simon, 2 games
8	Justin McCareins, 4 games
7	Lorenzo White, 6 games

#### Most Kickoff Returns, Game

5	Derrick Mason, vs. St. Louis, 1/30/00
5	Bobby Jancik, vs. Dallas Texans, 12/23/62
5	John Simon, @ Oakland, 1/19/03

### KICKOFF RETURN YARDS

#### Most Yards Gained, Career

492	Derrick Mason, 7 games
-----	------------------------

239	Bobby Jancik, 2 games
221	Allen Pinkett, 6 games

#### Most Yards Gained, Game

174	Derrick Mason, @ Jacksonville, 1/23/00
122	Derrick Mason, vs. St. Louis, 1/30/00
115	John Simon, @ Oakland, 1/19/03
100	Bobby Jancik, @ Oakland, 12/31/67

#### Longest Return

80t	Derrick Mason, @ Jacksonville, 1/23/00
48	Bobby Jancik, vs. Dallas Texans, 12/23/62
47	Derrick Mason, @ Indianapolis, 1/16/00

#### Highest Average Gain, Career (5 returns)

28.9	Derrick Mason, 7 games
26.6	Bobby Jancik, 2 games

22.3	John Simon, 2 games
20.8	Robert Woods, 3 games

#### Highest Average Gain, Game (3 returns)

43.5	Derrick Mason, @ Jacksonville, 1/23/00 (4-174)
31.3	Derrick Mason, vs. Buffalo, 1/8/2000 (3-94)
29.0	Zeke Moore @ Oakland 12/31/67 (3-87)

## TEAM PLAYOFF RECORDS: SCORING

### TEAM POINTS

#### Most Points in a Game

38	@ Buffalo, 1/3/93 (Buffalo 41, Oilers 38)
34	vs. Pittsburgh, 1/11/03 (Titans 34, Steelers 31, OT)
33	@ Jacksonville, 1/23/00 (Titans 33, Jac 14)
31	@ New England, 12/31/78 (Oilers 31, New England 14)

#### Most Points in a Game, Opponent

56	@ Oakland, 12/21/69 (Oakland 56, Oilers 7)
41	@ Buffalo, 1/3/93 (Buffalo 41, Oilers 38 OT)
41	@ Cincinnati, 1/6/91 (Cincinnati 41, Oilers 14)
41	@ Oakland, 1/19/03 (Raiders 41, Titans 24)

#### Fewest Points in a Game

5	@ Pittsburgh, 1/7/79 (Pittsburgh 34, Oilers 5)
6	@ San Diego, 1/6/08 (SD 17, Titans 6)
7	3 times, last @ Oakland, 12/28/80 (Oakland 27, Oilers 7)

#### Fewest Points in a Game, Opponent

3	@ San Diego, 12/24/61 (Oilers 10, San Diego 3)
7	vs. Denver, 12/23/79 (Oilers 13, Denver 7)
9	@ Miami, 12/24/78 (Oilers 17, Miami 9)

#### Most Decisive Win

19	@ Jacksonville, 1/23/00 (Titans 33, Jacksonville 14)
----	--

17	@ New England, 12/31/78 (Oilers 31, N.E. 14)
8	@ Miami, 12/24/78 (Oilers 17, Miami 9)
8	vs. LA Chargers, 1/1/61 (Oilers 24, LA Chargers 16)

#### Most Decisive Loss

49	@ Oakland, 12/21/69 (Oakland 56, Oilers 7)
33	@ Oakland, 12/31/67 (Oakland 40, Oilers 7)
29	@ Pittsburgh, 1/7/79 (Pittsburgh 34, Oilers 5)

#### Most Points in a Game, Both Teams

79	@ Buffalo, 1/3/93 (Buffalo 41, Oilers 38 OT)
65	@ Oakland, 1/19/03 (Raiders 41, Titans 24)
65	vs. Pittsburgh, 1/11/03 (Titans 34, Steelers 31)
63	@ Oakland, 12/21/69 (Oakland 56, Oilers 7)
55	@ Cincinnati, 1/6/91 (Cincinnati 41, Oilers 14)

#### Most Points, Each Half

1st	28, @ Buffalo, 1/3/93
2nd	23, @ Jacksonville, 1/23/00

#### Most Points, Each Half, Opponent

1st	35, @ Oakland, 12/21/69
2nd	35, @ Buffalo, 1/3/93

#### Most Points, Each Quarter

1st	14, @ Denver, 1/4/92, vs. Pittsburgh, 1/11/03
2nd	21, @ Buffalo, 1/3/93
	21, @ New England, 12/31/78
3rd	16, @ Jacksonville, 1/23/00

4th	14, vs Pittsburgh, 12/31/89
OT	3, vs. Pittsburgh, 1/11/03

#### Most Points, Each Quarter, Opponent

1st	28 @ Oakland, 12/21/69
2nd	17, @ Pittsburgh, 1/7/79
3rd	28, @ Buffalo, 1/3/93
4th	21, vs Kansas City, 1/16/94

### TEAM TOUCHDOWNS

#### Most Touchdowns in a Game

5	@ Buffalo, 1/3/93
---	-------------------

#### Most Touchdowns in a Game, Opponent

8	@ Oakland, 12/21/69
---	---------------------

#### Most Touchdowns in a Game, Both Teams

10	@ Buffalo, 1/3/93 (Buffalo 5, Oilers 5)
----	---

#### Fewest Touchdowns in a Game, Both Teams

1	@ San Diego, 12/21/61 (Oilers 1, San Diego 0)
---	---

## TEAM PLAYOFF RECORDS: FIRST DOWNS

### Most First Downs in a Game

29	vs. Pittsburgh, 1/11/03
28	@ Oakland, 1/19/03
27	vs. St. Louis, 1/30/00
27	@ Buffalo, 1/3/93
27	vs. Seattle, 1/3/88

### Most First Downs in a Game, Opponent

26	@ Denver, 1/4/92
25	@ San Diego, 12/29/79
25	@ Oakland, 1/19/03
24	@ Cincinnati, 1/6/91

### Most First Downs in a Game, Both Teams

53	@ Oakland, 1/19/03 (Titans 28, Raiders 25)
50	vs. St. Louis, 1/30/00 (Titans 27, St. Louis 23)
50	vs. Pittsburgh, 1/11/03 (Titans 29, Steelers 21)
49	@ Denver, 1/4/92 (Denver 26, Oilers 23)
46	@ Buffalo, 1/3/93 (Oilers 27, Buffalo 19)

### Fewest First Downs in a Game

10	@ Pittsburgh, 1/7/79
11	@ Pittsburgh, 1/6/80
11	@ Oakland, 12/31/67

### Fewest First Downs in a Game, Opponent

6	vs. Baltimore, 1/7/01
9	vs. Baltimore, 1/10/09
11	vs. Seattle, 1/3/88
12	@ Oakland, 12/28/80

### Fewest First Downs in a Game, Both Teams

28	@ Oakland, 12/31/67 (Oakland 18, Oilers 10)
28	@ Baltimore, 1/3/04 (Titans 16, Ravens 12)
29	vs. Baltimore, 1/7/01 (Titans 23, Ravens 6)
29	vs. Buffalo, 1/8/00 (Titans 16, Bills 13)
30	vs. Baltimore, 1/10/09 (Titans 21, Ravens 9)

### Most First Downs in a Game, Rushing

12	vs. St. Louis, 1/30/00
----	------------------------

### Most First Downs in a Game, Rushing, Opponent

15	@ Cincinnati, 1/6/91
----	----------------------

### Most First Downs in a Game, Rushing, Both Teams

19	@ Cincinnati, 1/6/91 (Cincinnati 15, Oilers 4)
----	--

### Fewest First Downs in a Game, Rushing

1	@ Oakland, 12/21/69
---	---------------------

### Fewest First Downs in a Game, Rushing, Opponent

1	@ Baltimore, 1/3/04
1	vs. St. Louis, 1/30/00
1	vs. Seattle, 1/3/88

### Fewest First Downs in a Game, Rushing, Both Teams

6	@ Oakland, 12/21/69 (Oakland 5, Oilers 1)
---	---

### Most First Downs in a Game, Passing

18	@ Buffalo, 1/3/93
18	vs. Pittsburgh, 12/31/89
18	vs. Seattle, 1/3/88
18	vs. Pittsburgh, 1/11/03

### Most First Downs in a Game, Passing, Opponent

18	vs. St. Louis, 1/30/00
17	@ San Diego, 12/29/79

### Most First Downs in a Game, Passing, Both Teams

31	vs. St. Louis, 1/30/00 (St. Louis 18, Titans 13)
31	@ Buffalo, 1/3/93 (Oilers 18, Buffalo 13)

### Fewest First Downs in a Game, Passing

3	@ Pittsburgh, 1/7/79
---	----------------------

### Fewest First Downs in a Game, Passing, Opponent

4	vs. Baltimore, 1/7/01
5	vs. Dallas Texans, 12/23/62
5	vs. Baltimore, 1/10/09

### Fewest First Downs in a Game, Passing, Both Teams

11	vs. Buffalo, 1/8/00 (Buffalo 6, Titans 5)
11	@ Oakland, 12/31/67 (Oakland 6, Oilers 5)

### Most First Downs in a Game, Penalty

7	@ Oakland, 1/19/03
4	@ San Diego, 12/24/61

### Most First Downs in a Game, Penalty, Opponent

5	vs. Pittsburgh, 1/11/03
4	vs. St. Louis, 1/30/00
4	@ Cleveland, 12/24/88
4	vs. Dallas Texans, 12/23/62

### Most First Downs in a Game, Penalty, Both Teams

10	@ Oakland, 1/19/03 (Titans 7, Raiders 3)
6	vs. St. Louis, 1/30/00 (St. Louis 4, Titans 2)
6	vs. Pittsburgh, 1/11/03 (Steelers 5, Titans 1)
5	@ Buffalo, 1/1/89 (Buffalo 3, Oilers 2)
5	@ San Diego, 12/23/61 (Oilers 4, San Diego 1)

### Fewest First Downs in a Game, Penalty, Both Teams

0	vs. Seattle, 1/3/88
0	@ Baltimore, 1/3/04

## TEAM PLAYOFF RECORDS: NET YARDS GAINED RUSHING AND PASSING

### Most Yards Gained in a Game

437	vs. Seattle, 1/3/88
430	vs. Pittsburgh, 1/11/03
429	@ Buffalo, 1/3/93
422	@ Denver, 1/4/92

### Most Yards Gained in a Game, Opponent

436	vs. St. Louis, 1/30/00
418	@ Denver, 1/4/92
412	@ Oakland, 12/21/69

### Most Yards Gained in a Game, Both Teams

840	@ Denver, 1/4/92
803	vs. St. Louis, 1/30/00
795	@ Buffalo, 1/3/93

### Fewest Yards Gained in a Game

142	@ Pittsburgh, 1/7/79
146	@ Oakland, 12/31/67
197	@ Oakland, 12/21/69

### Fewest Yards Gained in a Game, Opponent

134	vs. Baltimore, 1/7/01
209	@ Miami, 12/24/78
211	vs. Baltimore, 1/10/09
216	vs. Denver, 12/23/79

### Fewest Yards Gained in a Game, Both Teams

413	vs. Buffalo, 1/8/00
451	vs. Baltimore, 1/7/01
498	vs. Denver, 12/23/79
510	@ Oakland, 12/31/67

## TEAM PLAYOFF RECORDS: RUSHING

### TEAM RUSHING ATTEMPTS

#### Most Rushing Attempts in a Game

54	@ New England, 12/31/78
50	vs. Seattle, 1/3/88
45	@ Miami, 12/24/78

#### Most Rushing Attempts in a Game, Opponent

54	vs. Dallas Texans, 12/23/62
48	@ Oakland, 12/31/67
47	@ Pittsburgh, 1/7/79

#### Fewest Rushing Attempts in a Game

13	@ Cincinnati, 1/6/91
19	@ Denver, 1/4/92
19	@ Oakland, 12/21/69

#### Fewest Rushing Attempts in a Game, Opponent

11	vs. Seattle, 1/3/88
13	vs. St. Louis, 1/30/00
16	@ Baltimore, 1/3/04
17	@ Oakland, 1/19/03
19	@ San Diego, 12/29/79
19	@ San Diego, 12/24/61

### TEAM RUSHING YARDS

#### Most Yards Gained in a Game Rushing

197	@ Indianapolis, 1/16/00
178	vs. Seattle, 1/3/88
177	@ Jacksonville, 1/23/00
165	@ Baltimore, 1/3/04

#### Most Yards Gained in a Game Rushing, Opponent

263	@ Oakland, 12/31/67
199	vs. Dallas Texans, 12/23/62
187	@ Cincinnati, 1/6/91

#### Most Yards Gained in a Game Rushing, Both Teams

321	@ Jacksonville, 1/23/00 (Titans 177, Jaguars 144)
301	@ Oakland, 12/31/67 (Oakland 263, Oilers 38)
297	vs. Dallas Texans, 12/23/62 (Dallas 199, Oilers 98)

#### Fewest Yards Gained in a Game Rushing

24	@ Pittsburgh, 1/6/80
28	@ Oakland, 12/21/69
38	@ Oakland, 12/31/67

#### Fewest Yards Gained in a Game Rushing, Opponent

29	vs. St. Louis, 1/30/00
29	vs. Seattle, 1/3/88
49	vs. Baltimore, 1/7/01
50	vs. Baltimore, 1/10/09
54	@ Baltimore, 1/3/04
61	@ Denver, 1/10/88

#### Fewest Yards Gained in a Game Rushing, Both Teams

110	vs. Kansas City, 1/16/94 (K.C. 71, Oilers 39)
134	@ Denver, 1/10/88 (Oilers 73, Denver 61)

138	@ Oakland, 12/21/69 (Oakland 37, Oilers 19)
-----	---

#### Highest Average Gain in a Game

6.0	@ Indianapolis, 1/16/00
5.2	@ Cincinnati, 1/6/91

#### Highest Average Gain in a Game, Opponent

6.3	vs. Jacksonville, 1/23/00
5.9	vs. Pittsburgh, 12/31/89

#### Lowest Average Gain in a Game

1.1	@ Pittsburgh, 1/6/80
-----	----------------------

#### Lowest Average Gain in a Game, Opponent

1.7	vs. Baltimore, 1/10/09
2.1	vs. Baltimore, 1/7/01
2.1	@ Denver, 1/10/88
2.1	@ San Diego, 1/6/08

## TEAM PLAYOFF RECORDS: PASSING

### TEAM PASSING ATTEMPTS

#### Most Passes Attempted in a Game

50	@ Buffalo, 1/3/93
47	vs. Baltimore, 1/7/01
46	@ Oakland, 12/21/69
46	vs. Dallas Texans, 12/23/62

#### Most Passes Attempted in a Game, Opponent

47	@ San Diego, 12/29/79
45	vs. St. Louis, 1/30/00
43	@ Indianapolis, 1/16/00

#### Most Passes Attempted in a Game, Both Teams

87	vs. Pittsburgh, 1/11/03 (Titans 45, Steelers 42)
84	@ Buffalo, 1/3/93 (Oilers 50, Buffalo 34)
81	vs. St. Louis, 1/30/00 (St. Louis 45, Titans 36)
81	vs. Kansas City, 1/16/94 (Oilers 43, K.C. 38)
81	vs. Pittsburgh, 12/31/89 (Oilers 48, Pitt 33)

#### Fewest Passes Attempted in a Game

15	@ New England, 12/31/78
19	@ San Diego, 12/29/79
22	vs. Denver, 12/23/79
23	@ Baltimore, 1/3/04

#### Fewest Passes Attempted in a Game, Opponent

14	vs. Dallas Texans, 12/23/62
17	vs. Baltimore, 1/7/01
19	@ Pittsburgh, 1/7/79
22	@ Oakland, 12/21/69
22	vs. Baltimore, 1/10/09

#### Fewest Passes Attempted in a Game, Both Teams

45	@ Pittsburgh, 1/7/79 (Oilers 26, Pittsburgh 19)
46	vs. Buffalo, 1/8/00 (Titans 24, Buffalo 22)
49	vs. Denver, 12/23/79 (Denver 27, Oilers 22)

### TEAM PASS COMPLETIONS

#### Most Passes Completed in a Game

36	@ Buffalo, 1/3/93
32	vs. Kansas City, 1/16/94
29	vs. Pittsburgh, 12/31/89

#### Most Passes Completed in a Game, Opponent

29	@ Oakland, 1/19/03
25	@ San Diego, 12/29/79
24	vs. St. Louis, 1/30/00
22	vs. Kansas City, 1/16/94

#### Most Passes Completed in a Game, Both Teams

57	@ Buffalo, 1/3/93 (Oilers 36, Buffalo 21)
54	vs. Kansas City, 1/16/94 (Oilers 32, K.C. 22)
50	@ Oakland, 1/19/03 (Raiders 29, Titans 21)
49	vs. NY Jets, 12/29/91 (Oilers 28, NY Jets 21)

#### Fewest Passes Completed in a Game

10	@ San Diego, 12/29/79
10	vs. Denver, 12/23/79
12	2 times, last @ Pittsburgh, 1/7/79

#### Fewest Passes Completed in a Game, Opponent

5	vs. Baltimore, 1/7/01
8	@ Oakland, 12/28/80
9	vs. Dallas Texans, 12/23/62
10	vs. Buffalo, 1/8/00
10	@ Oakland, 12/31/67

#### Fewest Passes Completed in a Game, Both Teams

23	vs. Buffalo, 1/8/00 (Titans 13, Buffalo 10)
23	@ Oakland, 12/28/80 (Oilers 15, Oakland 8)
23	@ Pittsburgh, 1/7/79 (Oilers 12, Pittsburgh 11)



24 vs. Denver, 12/23/79 (Denver 14, Oilers 10)

#### Highest Completion Percentage in a Game (20 attempts)

75.0 @ Denver, 1/4/92

#### Highest Completion Percentage in a Game, Opponent (20 att.)

70.7 @ Oakland, 1/19/03  
67.9 @ Cleveland, 12/24/88

#### Lowest Completion Percentage in a Game (20 attempts)

39.1 @ Oakland, 12/21/69

#### Lowest Completion Percentage in a Game, Opponent (20 att.)

34.5 @ Oakland, 12/28/80

## TEAM PASSING YARDS

#### Most Yards Gained in a Game, Passing

347 @ Buffalo, 1/3/93  
338 @ Pittsburgh, 1/11/03  
325 vs. Denver, 1/4/92  
315 vs. Pittsburgh, 12/31/89

#### Most Yards Gained in a Game, Passing, Opponent

407 vs. St. Louis, 1/30/00  
349 @ San Diego, 12/29/79  
317 vs. Denver, 12/23/79

#### Fewest Yards Gained in a Game, Passing

55 vs. Buffalo, 1/8/00  
70 @ Pittsburgh, 1/7/79  
108 @ Oakland, 12/31/67

#### Fewest Yards Gained in a Game, Passing, Opponent

38 vs. Dallas Texans, 12/23/62  
96 vs. Buffalo, 1/8/00  
101 @ Oakland, 12/31/67

#### Fewest Yards Gained in a Game, Passing, Both Teams

151 vs. Buffalo, 1/8/00 (Buffalo 96, Titans 55)  
209 @ Oakland, 12/31/67 (Oilers 108, Oakland 101)  
251 vs. Denver, 12/23/79 (Oilers 147, Denver 104)

## TEAM PLAYOFF RECORDS: SACKS

#### Most Sacks in a Game

9 vs. Kansas City, 1/16/94

#### Most Sacks in a Game, Opponent

6 vs. Denver, 12/23/79  
6 vs. Dallas Texans, 12/23/62  
6 @ San Diego, 12/24/61

#### Most Sacks in a Game, Both Teams

11 vs. Kansas City, 1/16/94 (Oilers 9, Kansas City 2)

10 @ San Diego, 12/24/61 (Oilers 6, San Diego 4)  
7 @ Pittsburgh, 1/7/79 (Oilers 5, Pittsburgh 2)

#### Fewest Sacks in a Game, Both Teams

0 @ Denver, 1/4/92

## TEAM PLAYOFF RECORDS: PUNTING

### PUNTS

#### Most Punts in a Game

11 @ Oakland, 12/21/69  
11 @ Oakland, 12/31/67  
9 @ Oakland, 12/28/80

#### Most Punts in a Game, Opponent

9 @ Oakland, 12/28/80  
8 vs. Baltimore, 1/10/09  
8 @ Baltimore, 1/3/04  
8 vs. Baltimore, 1/7/01  
8 vs. Buffalo, 1/8/00  
8 vs. Dallas Texans, 12/23/62  
7 @ Indianapolis, 1/16/00  
7 vs. Seattle, 1/3/88

#### Most Punts in a Game, Both Teams

18 @ Oakland, 12/28/80 (Oilers 9, Oakland 9)  
16 @ Oakland, 12/21/69 (Oilers 11, Oakland 5)  
15 vs. Buffalo, 1/8/00 (Buffalo 8, Titans 7)

15 @ Oakland, 12/31/67 (Oilers 11, Oakland 4)  
14 @ Baltimore, 1/3/04 (Titans 6, Ravens 8)

### TEAM PUNTING AVERAGE

#### Highest Average Distance in a Game (minimum 4 Punts)

53.3 vs. Baltimore, 1/10/09  
52.0 @ Indianapolis, 1/16/00  
44.3 @ Baltimore, 1/3/04  
44.0 @ Oakland, 12/28/80

#### Highest Average Distance in a Game, Opponent (minimum 4 punts)

48.8 @ Baltimore, 1/3/04  
48.6 @ Indianapolis, 1/16/00  
45.3 @ Jacksonville, 1/23/00  
45.2 vs. Denver, 12/23/79

## TEAM PLAYOFF RECORDS: INTERCEPTIONS

### Most Interceptions in a Game

- 6 @ San Diego, 12/24/61
- 5 @ Pittsburgh, 1/7/79
- 5 vs. Dallas Texans, 12/23/62

### Most Interceptions in a Game, Opponent

- 5 @ San Diego, 12/29/79
- 4 @ San Diego, 12/24/61
- 3 5 times, last @ Baltimore, 1/3/04

### Most Interceptions in a Game, Both Teams

- 10 @ San Diego, 12/24/61 (Oilers 6, San Diego 4)
- 7 @ Pittsburgh, 1/7/79 (Oilers 5, Pittsburgh 2)
- 6 2 times, last @ San Diego, 12/29/79 (San Diego 5, Oilers 1)
- 5 @ Baltimore, 1/3/04 (Titans 3, Ravens 2)

### Fewest Interceptions in a Game

- 0 Nine times, last vs. Baltimore, 1/10/09

### Fewest Interceptions in a Game, Opponents

- 0 Nine times, last @ New England, 1/10/04

### Fewest Interceptions in a Game, Both Teams

- 0 Four times, last @ Oakland, 1/19/03
- 1 6 times, last vs. Baltimore (Titans 0, Ravens 1)

## TEAM PLAYOFF RECORDS: FUMBLES

### TEAM FUMBLES

#### Most Fumbles in a Game

- 7 vs. Kansas City, 1/16/94
- 6 @ Pittsburgh, 1/7/79
- 5 Four times, last vs. Baltimore, 1/10/09

#### Most Fumbles in a Game, Opponent

- 6 @ Pittsburgh, 1/7/79
- 5 @ Jacksonville, 1/23/00
- 3 @ Denver, 1/4/92
- 3 @ Oakland, 12/21/69
- 3 @ Oakland, 1/19/03

#### Most Fumbles in a Game, Both Teams

- 12 @ Pittsburgh, 1/7/79 (Oilers 6, Pittsburgh 6)

- 10 @ Jacksonville, 1/23/00 (Titans 5, Jacksonville 5)
- 7 vs. Baltimore, 1/10/09 (Titans 5, Baltimore 2)
- 7 vs. Kansas City, 1/16/94 (Oilers 7, Kansas City 0)
- 7 vs. San Diego, 12/24/61 (Oilers 5, San Diego 2)

- 2 @ Miami, 12/24/78
- 2 vs. San Diego, 12/24/61

#### Most Fumbles Lost in a Game, Both Teams

- 7 @ Pittsburgh, 1/7/79 (Oilers 4, Pittsburgh 3)
- 7 @ Jacksonville, 1/23/00 (Jacksonville 4, Titans 3)
- 3 6 times, last @ Oakland, 1/19/03

### TEAM FUMBLES LOST

#### Most Fumbles Lost in a Game

- 4 @ Pittsburgh, 1/7/79
- 3 @ Jacksonville, 1/23/00
- 2 9 times, last vs. Baltimore, 1/10/09

#### Most Fumbles Lost in a Game, Opponent

- 4 @ Jacksonville, 1/23/00
- 3 @ Pittsburgh, 1/7/79

## TEAM PLAYOFF RECORDS: PENALTIES

### PENALTIES

#### Most Penalties in a Game

- 13 @ Denver, 1/4/92
- 12 vs. Baltimore, 1/10/09
- 11 @ Cleveland, 12/24/88

#### Most Penalties in a Game, Opponent

- 14 @ Oakland, 12/28/80
- 14 @ Oakland, 1/19/03
- 10 vs. Buffalo, 1/8/00
- 10 @ San Diego, 12/24/61

#### Most Penalties in a Game, Both Teams

- 22 @ Oakland, 12/28/80 (Oakland 14, Oilers 8)
- 21 @ Oakland, 1/19/03 (Oakland 14, Titans 7)
- 20 @ Cleveland, 12/24/88 (Oilers 11, Cleveland 9)
- 20 vs. Baltimore, 1/10/09 (Titans 12, Baltimore 8)

#### Fewest Penalties in a Game

- 2 vs. Buffalo, 1/8/00
- 2 @ Pittsburgh, 1/6/80
- 2 vs. Denver, 12/23/79
- 2 @ New England, 12/31/78

#### Fewest Penalties in a Game, Opponent

- 1 @ Miami, 12/24/78
- 2 @ New England, 1/10/04
- 3 vs. Seattle, 1/3/88
- 3 vs. LA Chargers, 1/1/61

#### Fewest Penalties in a Game, Both Teams

- 6 @ Miami, 12/24/78 (Oilers 5, Miami 1)
- 7 3 times, last vs. Seattle, 1/3/88 (Oilers 4, Seattle 3)

### YARDS PENALIZED

#### Most Yards Penalized in a Game

- 118 @ Cleveland, 12/24/88
- 92 vs. Pittsburgh, 1/11/03

- 89 vs. Baltimore, 1/10/09
- 85 @ Denver, 1/4/92

#### Most Yards Penalized in a Game, Opponent

- 127 @ Oakland, 1/19/03
- 106 @ San Diego, 12/24/61
- 100 @ Jacksonville, 1/23/00
- 92 @ New England, 12/24/78

#### Most Yards Penalized in a Game, Both Teams

- 193 @ Cleveland, 12/24/88 (Oilers 118, Cleveland 75)
- 187 @ Oakland, 1/19/03 (Raiders 127, Titans 60)
- 174 @ San Diego, 12/24/61 (San Diego 106, Oilers 68)
- 155 2 times, last @ Denver, 1/4/92 (Oilers 85, Den. 70)

#### Fewest Yards Penalized in a Game

- 10 @ Pittsburgh, 1/6/80
- 12 vs. Buffalo, 1/8/00
- 19 vs. Denver, 12/23/79

**Fewest Yards Penalized in a Game, Opponent**

5	@ Miami, 12/24/78
14	@ New England, 1/10/04
15	vs. LA Chargers, 1/1/61
20	vs. Seattle, 1/3/88

**Fewest Yards Penalized in a Game, Both Teams**

42	@ Miami, 12/24/78 (Oilers 37, Miami 5)
44	@ Pittsburgh, 1/6/80 (Pittsburgh 34, Oilers 10)
45	vs. Seattle, 1/3/88 (Oilers 25, Seattle 20)

**BIG DAYS/PLAYOFFS (300 YDS PASSING, 100 YDS RUSHING, 100 YDS RECEIVING)****PASSING**

371	Warren Moon @ Buffalo	Jan. 3, 1993	(36 of 50)
338	Steve McNair vs. Pittsburgh	Jan. 11, 2003	(27 of 44)
325	Warren Moon @ Denver	Jan. 4, 1992	(27 of 36)
315	Warren Moon vs. Pittsburgh	Dec. 31, 1989	(29 of 48)
306	Dan Pastorini @ Miami	Dec. 24, 1978	(20 of 29)
306	Warren Moon vs. Kansas City	Jan. 16, 1994	(32 of 43)
301	George Blanda vs. Los Angeles	Jan. 1, 1961	(16 of 32)

**RUSHING**

162	Eddie George @ Indianapolis	Jan. 16, 2000	(26 carries)
118	Earl Campbell @ New England	Dec. 31, 1978	(27 carries)
106	Eddie George vs. Buffalo	Jan. 8, 2000	(29 carries)

**RECEIVING**

136	Ernest Givins vs. Pittsburgh	Dec. 31, 1989	(11 receptions)
135	Justin Gage vs. Baltimore	Jan. 10, 2009	(10 receptions)
128	Billy Cannon vs. Los Angeles	Jan. 1, 1961	(3 receptions)
123	Frank Wycheck vs. Pittsburgh	Jan. 11, 2003	(10 receptions)
117	Ernest Givins @ Buffalo	Jan. 3, 1993	(9 receptions)
112	Mike Barber @ Miami	Dec. 24, 1978	(4 receptions)
111	Ernest Givins @ Denver	Jan. 4, 1992	(6 receptions)
103	Ken Burrough @ Miami	Dec. 24, 1978	(6 receptions)

**CAREER 300-YARD PASSING PLAYOFF GAMES**

No.	Player	W-L
4	Warren Moon	0-4
1	George Blanda	1-0
1	Dan Pastorini	1-0
1	Steve McNair	1-0

**CAREER 100-YARD RUSHING PLAYOFF GAMES**

No.	Player	W-L
2	Eddie George	2-0
1	Earl Campbell	1-0

**CAREER 100-YARD RECEIVING PLAYOFF GAMES**

No.	Player	W-L
3	Ernest Givins	0-3
1	Mike Barber	1-0
1	Ken Burrough	1-0
1	Billy Cannon	1-0
1	Justin Gage	0-1
1	Frank Wycheck	1-0

## PLAYOFF GAME SUMMARIES

**AFL CHAMPIONSHIP GAME – 1960**  
**Houston 24, Los Angeles Chargers 16**  
**January 1, 1961 • Jeppesen Stadium**

One sensational play by rookie halfback Billy Cannon, the previous season's Heisman Trophy winner, was the difference, as the Houston Oilers defeated the Los Angeles Chargers 24-16 in the first AFL Championship game. The Chargers took the early lead on two field goals by Ben Agajanian, but QB George Blanda brought the Oilers back, throwing a 17-yard touchdown pass to Dave Smith and kicking an 18-yard field goal, which put Houston ahead 10-9 at halftime. The teams exchanged touchdowns in the third quarter, with Blanda throwing a seven-yard scoring pass to Bill Groman and Chargers halfback Paul Lowe pounding over from the 2. Protecting a one-point lead in the fourth quarter and facing a third-and-nine at the Houston 12, Blanda threw a short pass to Cannon, who broke a tackle and outran the Chargers' secondary to complete an 88-yard scoring play. In the final minute of the game, the Oilers drove down the field, reaching the Houston 22. However, the Oilers held on fourth down for the title.

Los Angeles	6	3	7	0	16
Houston	0	10	7	7	24

TEAM	SCORING PLAY	QTR-INTO
Chargers	Agajanian 38 yd. field goal	1-10:58
Chargers	Agajanian 22 yd. field goal	1-6:44
Oilers	Smith 17 yd. pass from Blanda (Blanda kick)	2-11:09
Oilers	Blanda 18 yd. field goal	2-5:15
Chargers	Agajanian 27 yd. field goal	2-0:09
Oilers	Groman 7 yd. pass from Blanda (Blanda kick)	3-N/A
Chargers	Lowe 2 yd. run (Agajanian, kick)	3-N/A
Oilers	Cannon 88 yd. pass from Blanda (Blanda kick)	4-N/A

Missed FG: N/A  
 Attendance: 32,183

	Chargers	Oilers
First downs	21	17
Total yards	333	401
Rushing yards	162	100
Passing yards	171	301
Passes-comp.-Int.	41-21-2	32-16-0
Punts-avg.	4-41.0	5-34.0
Punt return yards	2-42	0-0
Kickoff return yards	5-123	5-128
Fumbles-lost	2-0	0-0
Penalties-yards	3-15	4-54

RUSHING									
OILERS	Att	Yds	Lg	TD	CHARGERS	Att	Yds	Lg	TD
Cannon	18	50	NA	0	Lowe	21	165	NA	1
Smith	19	45	NA	0	Kemp	6	19	NA	0
Hall	3	5	NA	0	Ferguson	4	14	NA	0
					Ford	2	5	NA	0
<b>TOTALS</b>	<b>40</b>	<b>100</b>	<b>NA</b>	<b>0</b>	<b>TOTALS</b>	<b>35</b>	<b>162</b>	<b>NA</b>	<b>1</b>

PASSING									
OILERS	Att	Cmp	Yds	TD-I	CHARGERS	Att	Cmp	Yds	TD-I
Blanda	31	16	301	3-0	Kemp	41	21	171	0-2
Cannon	1	0	0	0-0					
<b>TOTALS</b>	<b>32</b>	<b>16</b>	<b>301</b>	<b>3-0</b>	<b>TOTALS</b>	<b>41</b>	<b>21</b>	<b>171</b>	<b>0-2</b>

RECEIVING									
OILERS	Rec	Yds	Lg	TD	CHARGERS	Rec	Yds	Lg	TD
Smith	5	52	NA	1	Norton	6	55	NA	0
Cannon	3	128	NA	1	Lowe	3	35	NA	0
Carson	1	13	NA	0	Womble	6	23	NA	0
Hennigan	4	71	NA	0	Kocourek	3	57	NA	0
Groman	3	37	NA	1	Ferguson	2	29	NA	0
					Flowers	1	6	NA	0
<b>TOTALS</b>	<b>16</b>	<b>301</b>	<b>NA</b>	<b>3</b>	<b>TOTALS</b>	<b>21</b>	<b>171</b>	<b>NA</b>	<b>0</b>

**AFL CHAMPIONSHIP GAME – 1961**  
**Houston 10, San Diego Chargers 3**  
**Dec. 24, 1961 • Balboa Stadium**

The Houston Oilers defeated the San Diego Chargers 10-3 to win their second consecutive AFL title. In a game marked by turnovers, Houston had seven and San Diego six. The only score of the first half came on a 46-yard field goal by George Blanda, which followed a nine-yard San Diego punt. In the third quarter, the Oilers put together the only sustained drive of the game, moving 80 yards. With a third-and-five at the San Diego 35, Blanda rolled to his right and found Billy Cannon open at the 17. Cannon jumped to make the catch, shrugged off a would-be tackler, and motored into the end zone for a touchdown that put Houston up 10-0. The Chargers scored early in the fourth quarter on a 12-yard field goal by George Blair, but they could not get on the scoreboard again.

San Diego	0	0	0	3	3
Houston	0	3	7	0	10

TEAM	SCORING PLAY	QTR
Oilers	Blanda 46 yd. field goal	2
Oilers	Cannon 35 yd. pass from Blanda (Blanda kick)	3
Chargers	Blair 12 yd. field goal	4

Missed FG: N/A  
 Attendance: 29,556

	Chargers	Oilers
First downs	15	18
Total yards	482	416
Rushing yards	79	96
Passing yards	177	160
Passes-comp.-Int.	31-17-4	41-18-6
Punts-avg.	6-33.3	4-41.5
Punt return yards	1-16	0-0
Kickoff return yards	2-50	0-0
Fumbles-lost	2-2	5-1
Penalties-yards	10-106	5-68
Field goals made-att	1-1	1-1

RUSHING											
OILERS	Att	Yds	Lg	TD	CHARGERS	Att	Yds	Lg	TD		
Cannon	15	48	22	0	Lincoln	3	7	4	0		
Tolar	16	52	20	0	Lowe	5	30	12	0		
Blanda	2	4	1	0	Roberson	8	37	23	0		
					Kemp	4	5	17	0		
<b>TOTALS</b>	<b>33</b>	<b>96</b>	<b>22</b>	<b>0</b>	<b>TOTALS</b>	<b>20</b>	<b>79</b>	<b>23</b>	<b>0</b>		

PASSING											
OILERS	Att	Cmp	Yds	TD-I	CHARGERS	Att	Cmp	Yds	TD-I		
Blanda	40	18	160	1-5	Kemp	32	17	226	0-4		
Groman	1	0	0	0-1							
<b>TOTALS</b>	<b>41</b>	<b>18</b>	<b>160</b>	<b>1-6</b>	<b>TOTALS</b>	<b>32</b>	<b>17</b>	<b>226</b>	<b>0-4</b>		

RECEIVING											
OILERS	Rec	Yds	Lg	TD	CHARGERS	Rec	Yds	Lg	TD		
Cannon	5	53	35	1	Lincoln	1	3	3	0		
Tolar	2	2	8	0	Roberson	1	11	11	0		
Groman	3	32	19	0	Kocourek	7	123	40	0		
Hennigan	5	43	14	0	Norton	3	48	28	0		
Dewveall	2	10	11	0	Flowers	2	17	9	0		
McLeod	1	20	20	0	Scarpitto	1	9	9	0		
					Hayes	1	5	5	0		
<b>TOTALS</b>	<b>18</b>	<b>160</b>	<b>35</b>	<b>1</b>	<b>TOTALS</b>	<b>17</b>	<b>226</b>	<b>40</b>	<b>0</b>		

\* Some game summaries in this section from *Total Football* and *NFL Record & Fact Book*.

## PLAYOFF GAME SUMMARIES

**AFL CHAMPIONSHIP GAME – 1962**  
**Dallas 20, Houston 17 (2 OT)**  
**Dec. 23, 1962 • Jeppesen Stadium**

In what was at the time the longest game in the history of professional football, the Dallas Texans dethroned the two-time defending AFL champion Houston Oilers when Tommy Brooker kicked a 25-yard field goal after 2:54 of the sixth quarter, or 17:54 of sudden-death overtime. The Texans led 17-0 after two quarters, but the Oilers, tied it up with 17 second-half points. The overtime started with a potentially damaging gaffe by Dallas captain Abner Haynes, who had already scored twice, but who won the toss and then elected to 'kick to the clock'. What Haynes wanted was the strong wind behind his team, but, by saying kick first, it gave the Oilers the chance to decide which end to take, and they, needless to say, chose to have the wind behind them. As it turned out, it didn't matter. After an interception near the end of the first overtime period, the Texans took over. Two big plays by fullback Jack Spikes put the ball at the Houston 19, and, on fourth-and-nine, Brooker ended the contest.

<b>Dallas</b> .....	3	14	0	0	0	3	20
<b>Houston</b> .....	0	0	7	10	0	0	17

<b>TEAM</b>	<b>SCORING PLAY</b>	<b>QTR-INTO</b>
Dallas	Brooker 16 yd. field goal	1-4:21
Dallas	Haynes 28 yd. pass from Dawson (Brooker kick)	2-14:31
Dallas	Haynes 2 yd. run (Brooker, kick)	2-3:31
Houston	Dewveall 15 yd. pass from Blanda (Blanda kick)	3-11:51
Houston	Blanda 31 yd. field goal	4-11:09
Houston	Tolar 1 yd. run (Blanda kick)	4-5:51
Dallas	Brooker 25 yd. field goal	6-12:05

**Attendance:** 37,081

	<b>Texans</b>	<b>Oilers</b>
First downs	19	21
Total yards	287	359
Rushing yards	199	98
Passing yards	88	261
Passes-comp.-Int.	14-9-0	46-23-5
Punts-avg.	8-31.2	3-39.3
Punt return yards	1-0	1-0
Kickoff return yards	4-86	5-139
Fumbles-lost	1-1	1-1
Penalties-yards	10-73	5-47
Field goals made-att	2-1	0-0

<b>RUSHING</b>									
<b>OILERS</b>	<b>Att</b>	<b>Yds</b>	<b>Lg</b>	<b>TD</b>	<b>TEXANS</b>	<b>Att</b>	<b>Yds</b>	<b>Lg</b>	<b>TD</b>
Tolar	17	58	12	1	Spikes	11	77	33	0
Cannon	11	37	7	0	McClinton	24	70	8	0
Smith	2	3	4	0	Dawson	5	26	11	0
					Haynes	14	26	14	0
<b>TOTALS</b>	<b>30</b>	<b>98</b>	<b>12</b>	<b>1</b>	<b>TOTALS</b>	<b>54</b>	<b>199</b>	<b>33</b>	<b>0</b>

<b>PASSING</b>									
<b>OILERS</b>	<b>Att</b>	<b>Cmp</b>	<b>Yds</b>	<b>TD-I</b>	<b>TEXANS</b>	<b>Att</b>	<b>Cmp</b>	<b>Yds</b>	<b>TD-I</b>
Blanda	46	23	261	1-5	Dawson	14	9	88	1-0
<b>TOTALS</b>	<b>46</b>	<b>23</b>	<b>261</b>	<b>1-5</b>	<b>TOTALS</b>	<b>14</b>	<b>9</b>	<b>88</b>	<b>1-0</b>

<b>RECEIVING</b>									
<b>OILERS</b>	<b>Rec</b>	<b>Yds</b>	<b>Lg</b>	<b>TD</b>	<b>TEXANS</b>	<b>Rec</b>	<b>Yds</b>	<b>Lg</b>	<b>TD</b>
Hennigan	3	37	19	0	Haynes	3	45	28	1
Tolar	1	8	8	0	Spikes	2	24	14	0
McLeod	5	70	21	0	Arbanas	2	21	12	0
Cannon	6	54	21	0	Bishop	1	0	0	0
Dewveall	6	95	24	1	McClinton	1	4	4	0
Jamison	1	9	9	0					
Smith	1	6	6	0					
<b>TOTALS</b>	<b>23</b>	<b>261</b>	<b>24</b>	<b>1</b>	<b>TOTALS</b>	<b>9</b>	<b>88</b>	<b>28</b>	<b>1</b>

**AFL CHAMPIONSHIP GAME – 1967**  
**Oakland 40, Houston 7**  
**Dec. 31, 1967 • Alameda County Coliseum**

Big plays before and after halftime broke open a tight game, as the Raiders won their first AFL title with a 40-7 victory against Houston. The Raiders led 10-0 in the final minutes of the half, the big play a 69-yard touchdown run by Hewritt Dixon. The Raiders lined up for a field goal attempt from the Houston 17, but instead quarterback Daryle Lamonica took the snap and threw to a wide open Dave Kocourek for a touchdown with 18 seconds remaining to build the lead to 17-0. The Oilers hoped for a big play to open the second half, and they got it, but it was in favor of the Raiders. Zeke Moore fumbled the kickoff and Oakland recovered deep in Houston territory, leading to Lamonica's one-yard quarterback sneak. In the next two quarters, George Blanda kicked three field goals, to give him 16 points for the day, and Lamonica threw a touchdown pass to Bill Miller.

<b>Oakland</b> .....	3	14	10	13	40
<b>Houston</b> .....	0	0	0	7	7

<b>TEAM</b>	<b>SCORING PLAY</b>	<b>QTR</b>
Oakland	Blanda 37 yd. field goal	1
Oakland	Dixon 69 yd. run (Blanda kick)	2
Oakland	Kocourek 17 yd. pass from Lamonica (Blanda kick)	2
Oakland	Lamonica 1 yd. run (Blanda kick)	3
Oakland	Blanda 40 yd field goal	3
Oakland	Blanda 42 yd. field goal	4
Houston	Frazier 5 yd. pass from Beathard (Wittenborn kick)	4
Oakland	Blanda 36 yd. field goal	4
Oakland	Miller 12 yd. pass from Lamonica (Blanda kick)	4

**Attendance:** 53,330

	<b>Raiders</b>	<b>Oilers</b>
First downs	18	11
Total yards	364	146
Rushing yards	263	38
Passing yards	101	108
Passes-comp.-Int.	26-10-0	35-15-1
Punts-avg.	4-44.3	11-38.6
Fumbles-lost	0-0	4-2
Penalties-yards	4-69	7-45

<b>RUSHING</b>									
<b>OILERS</b>	<b>Att</b>	<b>Yds</b>	<b>Lg</b>	<b>TD</b>	<b>RAIDERS</b>	<b>Att</b>	<b>Yds</b>	<b>Lg</b>	<b>TD</b>
Granger	14	19	NA	0	Dixon	21	144	NA	1
Campbell	6	15	NA	0	Banaszak	15	116	NA	0
Blanks	1	6	6	0	Lamonica	5	22	NA	1
Beathard	1	-2	-2	0	Hagberg	2	-1	NA	0
<b>TOTALS</b>	<b>22</b>	<b>38</b>	<b>NA</b>	<b>0</b>	<b>TOTALS</b>	<b>43</b>	<b>281</b>	<b>NA</b>	<b>2</b>

<b>PASSING</b>									
<b>OILERS</b>	<b>Att</b>	<b>Cmp</b>	<b>Yds</b>	<b>TD-I</b>	<b>RAIDERS</b>	<b>Att</b>	<b>Cmp</b>	<b>Yds</b>	<b>TD-I</b>
Beathard	35	15	142	1-1	Lamonica	24	10	111	2-0
					Blanda	2	0	0	0-0
<b>TOTALS</b>	<b>35</b>	<b>15</b>	<b>142</b>	<b>1-1</b>	<b>TOTALS</b>	<b>26</b>	<b>10</b>	<b>111</b>	<b>2-0</b>

<b>RECEIVING</b>									
<b>OILERS</b>	<b>Rec</b>	<b>Yds</b>	<b>Lg</b>	<b>TD</b>	<b>RAIDERS</b>	<b>Rec</b>	<b>Yds</b>	<b>Lg</b>	<b>TD</b>
Frazier	7	81	NA	1	Miller	3	32	NA	1
Reed	4	60	NA	0	Cannon	2	31	NA	0
Campbell	2	5	NA	0	Biletnikoff	2	19	NA	0
Taylor	1	6	NA	0	Kocourek	1	17	17	1
<b>TOTALS</b>	<b>14</b>	<b>151</b>	<b>NA</b>	<b>1</b>	<b>TOTALS</b>	<b>8</b>	<b>99</b>	<b>17</b>	<b>2</b>

## PLAYOFF GAME SUMMARIES

**AFL PLAYOFF GAME – 1969**  
**Oakland 56, Houston 7**  
**Dec. 21, 1969 • Alameda County Coliseum**

Oakland scored four touchdowns in 4:22 of the first quarter, as the Raiders jumped to a quick 28-0 lead on the way to a 56-7 victory over the Oilers. The key figure was quarterback Daryle Lamonica, who threw six touchdown passes. On their second possession, the Raiders moved 50 yards in five plays, with Lamonica throwing a 13-yard scoring pass to Fred Biletnikoff. On the first play after the kickoff, George Atkinson intercepted Pete Beathard's pass and returned it 57 yards for a score. The Oilers again lost the ball the first play after the kickoff, as Hoyle Granger fumbled and Carleton Oats recovered at the Houston 24. On first down, Lamonica hit Rod Sherman for a touchdown. Following the next kickoff, Houston again fumbled - this time by Beathard on the fourth play - and Tom Keating recovered. Again it took the Raiders one play to score, Lamonica finding Biletnikoff for the touchdown.

<b>Oakland</b> .....	25	7	14	7	56
<b>Houston</b> .....	0	0	0	7	7

TEAM	SCORING PLAY	QTR-INTO
Raiders	Biletnikoff 13 yd. pass from Lamonica (Blanda kick)	1-6:33
Raiders	Atkinson 57 yd. interception return (Blanda kick)	1-7:26
Raiders	Sherman 24 yd. pass from Lamonica (Blanda kick)	1-8:32
Raiders	Biletnikoff 31 yd. pass from Lamonica (Blanda kick)	1-10:55
Raiders	Smith 60 yd. pass from Lamonica (Blanda kick)	2-9:12
Raiders	Sherman 23 yd. pass from Lamonica (Blanda kick)	3-9:49
Raiders	Cannon 3 yd. pass from Lamonica (Blanda kick)	3-14:49
Oilers	Reed 8 yd. pass from Beathard (Gerela kick)	4-6:17
Raiders	Hubbard 4 yd. run (Blanda kick)	4-12:35

**Missed FG:** None  
**Attendance:** 53,539

	Raiders	Oilers
First downs	17	14
Total yards	412	197
Rushing yards	110	28
Passing yards	302	169
Passes-comp.-Int.	22-14-3	46-18-3
Punts-avg.	5-42.0	11-41.4
Punt return yards	3-27	2-4
Kickoff return yards	2-64	7-130
Fumbles-lost	3-1	3-2
Penalties-yards	7-63	3-48

RUSHING									
OILERS	Att	Yds	Lg	TD	RAIDERS	Att	Yds	Lg	TD
Granger	14	29	9	0	Dixon	13	48	17	0
Campbell	1	0	0	0	Smith	8	3	3	0
Levias	1	4	4	0	Hubbard	6	19	5	1
Beathard	3	-5	3	0	Todd	8	31	30	0
					Hagberg	2	9	5	0
<b>TOTALS</b>	<b>19</b>	<b>28</b>	<b>9</b>	<b>0</b>	<b>TOTALS</b>	<b>37</b>	<b>110</b>	<b>30</b>	<b>1</b>

PASSING									
OILERS	Att	Cmp	Yds	TD-I	RAIDERS	Att	Cmp	Yds	TD-I
Beathard	46	18	209	1-3	Lamonica	17	13	276	6-1
					Blanda	5	1	33	0-2
<b>TOTALS</b>	<b>46</b>	<b>18</b>	<b>209</b>	<b>1-3</b>	<b>TOTALS</b>	<b>22</b>	<b>14</b>	<b>309</b>	<b>6-3</b>

RECEIVING									
OILERS	Rec	Yds	Lg	TD	RAIDERS	Rec	Yds	Lg	TD
Bierne	5	48	12	0	Biletnikoff	3	70	31	2
Reed	7	81	18	1	Sherman	4	60	24	2
Granger	3	31	24	0	Smith	4	103	60	1
Haik	2	42	29	0	Todd	1	40	40	0
Levias	1	7	7	0	Hubbard	1	33	33	0
					Cannon	1	3	3	1
<b>TOTALS</b>	<b>18</b>	<b>209</b>	<b>29</b>	<b>1</b>	<b>TOTALS</b>	<b>14</b>	<b>309</b>	<b>60</b>	<b>6</b>

**AFC WILD CARD GAME – 1978**  
**Houston 17, Miami 9**  
**Dec. 24, 1978 • Orange Bowl**

The Oilers, making their first postseason appearance since 1969, advanced to the divisional playoffs on a brilliant passing performance by Dan Pastorini, who completed 20 of 29 passes for 306 yards and one touchdown. The two AFC wild card teams were locked in a 7-7 tie until midway through the fourth quarter. But Pastorini then completed all four of his passes in a 53-yard drive that set up Toni Fritsch's 35-yard field goal for a 10-7 lead with 7:25 left. One play after the ensuing kickoff, Gregg Bingham intercepted a Bob Griese pass and the Oilers drove 50 yards in 10 plays (9 on the ground) for Earl Campbell's clinching touchdown from the one-yard line. Griese completed 11 of 28 passes. Campbell, the NFL's leading rusher during regular season with 1,450 yards, gained 84 yards on 26 carries.

<b>Miami</b> .....	7	0	0	2	9
<b>Houston</b> .....	7	0	0	10	17

TEAM	SCORING PLAY	QTR-INTO
Dolphins	Tollman 13 yd. pass from Griese (Yepremian kick)	1-9:58
Oilers	Wilson 13 yd. pass from Pastorini (Fritsch kick)	1-14:57
Oilers	Fritsch 27 yd. field goal	4-5:18
Oilers	Campbell 1 yd. run (Fritsch kick)	4-5:10
Dolphins	Safety	4-14:49

**Missed FG:** Yepremian missed FG, Bokamper FG blocked  
**Attendance:** 70,036

	Dolphins	Oilers
First downs	14	23
3rd-down conversion-att	5-12-42%	8-16-50%
Total yards	209	455
Rushing yards	91	165
Passing yards	118	290
Passes-comp.-Int.	30-12-3	30-20-0
Punts-avg.	5-48.6	5-44.0
Punt return yards	1-24	3-11
Kickoff return yards	5-109	2-55
Fumbles-lost	2-2	3-1
Penalties-yards	1-5	5-37
Field goals made-att	0-1	1-2
Time of possession	24:17	35:43

RUSHING									
OILERS	Att	Yds	Lg	TD	DOLPHINS	Att	Yds	Lg	TD
Campbell	26	84	20	1	Williams	13	41	9	0
Wilson	14	76	21	0	Harris	9	43	9	0
Coleman	1	2	2	0	Bulaich	2	0	0	0
Poole	1	12	12	0	Moore	1	7	7	0
Pastorini	3	-9	-3	0					
<b>TOTALS</b>	<b>45</b>	<b>165</b>	<b>21</b>	<b>1</b>	<b>TOTALS</b>	<b>25</b>	<b>91</b>	<b>9</b>	<b>0</b>

PASSING									
OILERS	Att	Cmp	Yds	TD-I	DOLPHINS	Att	Cmp	Yds	TD-I
Pastorini	29	20	306	1-0	Griese	28	1	114	1-2
Barber	1	0	0	0-0	Strock	2	1	23	0-1
<b>TOTALS</b>	<b>30</b>	<b>20</b>	<b>306</b>	<b>1-0</b>	<b>TOTALS</b>	<b>30</b>	<b>12</b>	<b>137</b>	<b>1-3</b>

RECEIVING									
OILERS	Rec	Yds	Lg	TD	DOLPHINS	Rec	Yds	Lg	TD
Wilson	5	40	13	1	Harris	4	42	19	0
Caster	1	11	11	0	Williams	1	8	8	0
Barber	4	112	55	0	Tillman	2	24	13	1
Burrough	6	103	53	0	Harris	1	21	21	0
Coleman	1	5	5	0	Bulaich	2	14	9	0
Woods	2	22	16	0	Moore	2	28	23	0
Campbell	1	13	13	0					
<b>TOTALS</b>	<b>20</b>	<b>306</b>	<b>55</b>	<b>1</b>	<b>TOTALS</b>	<b>12</b>	<b>137</b>	<b>23</b>	<b>1</b>

**INDIVIDUAL DEFENSE (press box stats)**

**OILERS** – Leading Tackler: Currier 6-2-8, Kiner 5-3-8. Sacks: Washington 1, Bethea 1. Int.: Stemrick 1, Reinfeldt 1, Bingham 1. FR: Washington 1.  
**DOLPHINS** – Leading Tackler: Babb 7-4-11, Baumhower 8-3-11. Sacks: Bokamper 2. Int.: None. FR: Rhone 1.

# PLAYOFF GAME SUMMARIES

**AFC DIVISIONAL PLAYOFF GAME – 1978**  
**Houston 31, New England 14**  
 December 31, 1978 • Schaefer Stadium

Houston captured its second straight postseason road victory and advanced into its first AFC championship game with an impressive win over New England, the AFC East champion. Houston quarterback Dan Pastorini completed 10 of 13 passes for 184 yards and three touchdowns as the Oilers jumped to a 21-0 halftime lead. After a scoreless first period, Pastorini hit wide receiver Ken Burrough on a 71-yard touchdown pass and connected with tight end Mike Barber on 19- and 13-yard touchdown strikes. New England narrowed the gap to 24-14 early in the final quarter on two scoring passes- a 24-yard option toss from running back Andy Johnson to wide receiver Harold Jackson and another 24-yard pass from backup quarterback Tom Owen to tight end Russ Francis. Linebacker Gregg Bingham's 19-yard interception return to New England's 18-yard line with 5:07 remaining stopped the Patriots' rally and set up running back Earl Campbell's two-yard touchdown run three plays later.

New England	..... 0	0	7	7	14
Houston	..... 0	21	3	7	31

TEAM	SCORING PLAY	QTR-INTO
Oilers	Burrough 71 yd. pass from Pastorini (Fritsch kick)	2-1:35
Oilers	Barber 19 yd. pass from Pastorini (Fritsch kick)	2-8:12
Oilers	Barber 13 yd. pass from Pastorini (Fritsch kick)	2-14:35
Oilers	Fritsch 30 yd. field goal	3-7:56
Patriots	Jackson 24 yd. pass from Johnson (Posey kick)	3-14:43
Patriots	Francis 24 yd. pass from Owen (Posey kick)	4-5:43
Oilers	Campbell 2 yd. run (Fritsch kick)	4-11:19

**Missed FG:** Posey 43WR  
**Attendance:** 60,881

	Patriots	Oilers
First downs	15	21
3rd-down conversion-att	6-13-46%	11-17-65%
Total yards	263	344
Rushing yards	83	174
Passing yards	180	170
Passes-comp.-Int.	35-16-3	15-12-1
Punts-avg.	4-43.3	5-34.8
Punt return yards	3-6	3-6
Kickoff return yards	5-136	3-53
Fumbles-lost	2-0	1-0
Penalties-yards	8-92	2-25
Field goals made-att	0-1	1-1
Time of possession	26:04	33:06

RUSHING									
OILERS	Att	Yds	Lg	TD	PATRIOTS	Att	Yds	Lg	TD
Campbell	27	118	35	1	Cunningham	10	42	8	0
Wilson	14	26	8	0	Grogan	1	16	16	0
Coleman	7	19	12	0	Johnson	6	14	4	0
Duncan	2	7	5	0	Ivory	3	11	6	0
Poole	3	7	4	0					
Nielson	1	-3	-3	0					
<b>TOTALS</b>	<b>54</b>	<b>174</b>	<b>35</b>	<b>1</b>	<b>TOTALS</b>	<b>20</b>	<b>83</b>	<b>16</b>	<b>0</b>

PASSING									
OILERS	Att	Cmp	Yds	TD-I	PATRIOTS	Att	Cmp	Yds	TD-I
Pastorini	15	12	200	3-1	Grogan	12	3	38	0-2
					Owen	22	12	144	1-1
					Johnson	1	1	24	1-0
<b>TOTALS</b>	<b>15</b>	<b>12</b>	<b>200</b>	<b>3-1</b>	<b>TOTALS</b>	<b>35</b>	<b>16</b>	<b>206</b>	<b>2-3</b>

RECEIVING									
OILERS	Rec	Yds	Lg	TD	PATRIOTS	Rec	Yds	Lg	TD
Barber	5	83	22	2	Francis	8	101	24	1
Burrough	3	91	71	1	Cunningham	3	28	15	0
Carter	2	12	7	0	Morgan	2	37	19	0
Campbell	1	10	10	0	Johnson	2	16	11	0
Woods	1	4	4	0	Jackson	1	24	24	1
<b>TOTALS</b>	<b>12</b>	<b>200</b>	<b>71</b>	<b>3</b>	<b>TOTALS</b>	<b>16</b>	<b>206</b>	<b>24</b>	<b>2</b>

**INDIVIDUAL DEFENSE (press box stats)**

**OILERS** – Leading Tackler: Bingham 6-2-8. Sacks: Brazile 1, Washington 1, Bethea 1, Young 1. Int.: Reinfeldt 2, Bingham 1. FR: Pastorini 1.  
**PATRIOTS** – Leading Tackler: Beaudoin 8-7-15. Sacks: Beaudoin 1.0, Bishop 1.0, Zabel 0.5. Int.: Fox 1. FR: Gray 1, Westbrook 1.

**AFC CHAMPIONSHIP GAME – 1978**  
**Pittsburgh 34, Houston 5**  
 January 7, 1979 • Three Rivers Stadium

Playing in their first championship game since 1962, the Oilers were unable to unseat a strong Pittsburgh team, dropping a 34-5 contest at Three Rivers Stadium. The Steelers, striking through cold, steady rain for 31 first half points, won their third AFC championship in five years behind their usual solid defense and spectacular performances by Terry Bradshaw and Lynn Swann. Seventeen of the points, came during a 48-second span in the last minute of the half as Pittsburgh capitalized on two fumbles by Ronnie Coleman and one by Johnnie Dirden. Despite the playing conditions that contributed to a postseason record 12 fumbles, Bradshaw completed 11 of 19 passes for 200 yards and touchdowns to John Stallworth and Swann, who caught four passes for 98 yards. Both touchdown passes and one of Roy Gerela's two field goals made up the 17-point burst between 14:08 and 14:56 of the second quarter after Pittsburgh had built a 14-3 lead on scoring runs by Franco Harris and Rocky Bleier.

Pittsburgh	..... 14	17	3	0	34
Houston	..... 0	3	2	0	5

TEAM	SCORING PLAY	QTR-INTO
Steelers	Harris 7 yd. run (Gerela kick)	1-4:58
Steelers	Bleier 17 yd.run (Gerela kick)	1-13:51
Oilers	Fritsch 19 yd. field goal	2-5:21
Steelers	Swan 29 yd. pass from Bradshaw (Gerela kick)	2-14:08
Steelers	Stallworth 17yd. pass from Bradshaw (Gerela kick)	2-14:27
Steelers	Gerela 37 yd. field goal	2-14:56
Steelers	Gerela 22 yd. field goal	3-7:14
Oilers	Washington safety	3-11:10

**Missed FG:** Gerela 40, 40  
**Attendance:** 49,417

	Steelers	Oilers
First downs	21	10
3rd-down conversion-att	1-9-11%	1-11-9%
Total yards	379	142
Rushing yards	179	72
Passing yards	200	70
Passes-comp.-Int.	19-11-2	26-12-5
Punts-avg.	1-53.0	6-39.5
Punt return yards	6-91	0-0
Kickoff return yards	2-36	8-179
Fumbles-lost	6-3	6-4
Penalties-yards	4-32	5-48
Field goals made-att	2-4	1-1
Time of possession	33:10	18:15

RUSHING									
OILERS	Att	Yds	Lg	TD	STEELERS	Att	Yds	Lg	TD
Campbell	22	62	11	0	Harris	20	51	9	1
Woods	1	9	9	0	Bleier	10	45	15	1
Coleman	1	-5	-5	0	Bradshaw	7	29	13	0
Wilson	2	6	4	0	Delophaime	3	28	23	0
					Thornton	3	22	14	0
					Moser	3	7	5	0
					Kruczek	1	-3	-3	0
<b>TOTALS</b>	<b>26</b>	<b>72</b>	<b>11</b>	<b>0</b>	<b>TOTALS</b>	<b>47</b>	<b>179</b>	<b>23</b>	<b>2</b>

PASSING									
OILERS	Att	Cmp	Yds	TD-I	STEELERS	Att	Cmp	Yds	TD-I
Pastorini	26	12	96	0-5	Bradshaw	19	11	200	2-2
					Kruczek	0	0	0	0-0
<b>TOTALS</b>	<b>26</b>	<b>12</b>	<b>96</b>	<b>0-5</b>	<b>TOTALS</b>	<b>19</b>	<b>11</b>	<b>200</b>	<b>2-2</b>

RECEIVING									
OILERS	Rec	Yds	Lg	TD	STEELERS	Rec	Yds	Lg	TD
Caster	5	44	21	0	Swann	4	98	34	1
Wilson	5	33	8	0	Grossman	2	43	29	0
Coleman	1	15	15	0	Bleier	4	42	16	0
Campbell	1	4	4	0	Stallworth	1	17	17	1
<b>TOTALS</b>	<b>12</b>	<b>96</b>	<b>21</b>	<b>0</b>	<b>TOTALS</b>	<b>11</b>	<b>200</b>	<b>34</b>	<b>2</b>

**INDIVIDUAL DEFENSE (press box stats)**

**OILERS** – Leading Tackler: Knoff 9-1-10. Sacks: None. Int.: Knoff 1. FR: Pastorini 1.  
**STEELERS** – Leading Tackler: Lambert 15-5-20. Sacks: None. Int.: None. FR: Shell 1, Davis 1, Pinney 1.

## PLAYOFF GAME SUMMARIES

### AFC WILD CARD PLAYOFF GAME – 1979 Houston 13, Denver 7 December 23, 1979 • Astrodome

The Oilers, playing a postseason game at home for the first time in 17 years, advanced to the divisional playoffs by shutting out the Broncos over the last three quarters of play. Denver marched 80 yards for a touchdown and a 7-3 lead on its first possession, but Earl Campbell's three-yard scoring run gave Houston a 10-7 halftime margin. Campbell and Oilers quarterback Dan Pastorini both missed second half action with groin injuries but Rob Carpenter and second year quarterback Gifford Nielsen played well in relief during their initial NFL playoff competition. Linebacker Gregg Bingham's 15-yard interception return set up Toni Fritsch's second field goal- a 20-yarder with 4:18 remaining to give Houston a 13-7 edge. The Oilers' defense, which recorded six sacks overall, held the Broncos on the final two series with Curley Culp's third-down sack and Vernon Perry's fourth-down pass deflection the key plays.

Denver	7	0	0	0	7
Houston	3	7	0	3	13

TEAM	SCORING PLAY	QTR-INTO
Oilers	Fritsch 31 yd. field goal	1-4:58
Broncos	Preston 7 yd. pass from Morton (Turner kick)	1-11:33
Oilers	Campbell 3 yd. run (Fritsch kick)	2-14:14
Oilers	Fritsch 20 yd. field goal	4-10:42

**Missed FG:** Steinfort 50  
**Attendance:** 48,776

	Broncos	Oilers
First downs	17	15
3rd-down conversion-att	4-13-31%	7-17-40%
Total yards	216	282
Rushing yards	112	135
Passing yards	104	147
Passes-comp.-Int.	27-14-1	22-10-2
Punts-avg.	5-45.2	5-43.2
Punt return yards	2-25	5-42
Kickoff return yards	4-83	1-26
Fumbles-lost	1-0	0-0
Penalties-yards	7-70	2-19
Field goals made-att	0-1	2-2
Time of possession	27:38	32:22

RUSHING											
OILERS	Att	Yds	Lg	TD	BRONCOS	Att	Yds	Lg	TD		
Campbell	16	50	9	1	Armstrong	12	51	15	0		
Wilson	8	21	5	0	Preston	9	24	7	0		
Coleman	2	5	4	0	Jensen	4	5	3	0		
Carpenter	16	59	9	0	Canada	4	29	13	0		
					Upchurch	1	3	3	0		
					Morton	2	0	0	0		
<b>TOTALS</b>	<b>42</b>	<b>135</b>	<b>9</b>	<b>1</b>	<b>TOTALS</b>	<b>32</b>	<b>112</b>	<b>15</b>	<b>0</b>		

PASSING											
OILERS	Att	Cmp	Yds	TD-I	BRONCOS	Att	Cmp	Yds	TD-I		
Pastorini	18	8	149	0-1	Morton	27	14	144	1-1		
Nielsen	4	2	9	0-1							
<b>TOTALS</b>	<b>22</b>	<b>10</b>	<b>158</b>	<b>0-2</b>	<b>TOTALS</b>	<b>27</b>	<b>14</b>	<b>144</b>	<b>1-1</b>		

RECEIVING											
OILERS	Rec	Yds	Lg	TD	BRONCOS	Rec	Yds	Lg	TD		
Coleman	1	41	41	0	Armstrong	2	22	13	0		
Carpenter	3	26	13	0	Egloff	1	17	17	0		
Barber	1	31	31	0	Preston	4	40	12	1		
Wilson	4	53	20	0	Moses	3	47	25	0		
Campbell	1	7	7	0	Jensen	1	11	11	0		
					Canada	1	4	4	0		
					Odom	2	3	3	0		
<b>TOTALS</b>	<b>10</b>	<b>158</b>	<b>41</b>	<b>0</b>	<b>TOTALS</b>	<b>14</b>	<b>144</b>	<b>25</b>	<b>0</b>		

#### INDIVIDUAL DEFENSE (press box stats)

**OILERS** – Leading Tackler: Bingham 7-3-10. Sacks: Dorris 3, Culp 2, Kennard 1. Int.: Bingham 1. FR: None.

**BRONCOS** – Leading Tackler: Gradishar 12-1-13. Sacks: Chavous 1. Int.: Thompson 1. FR: None.

### AFC DIVISIONAL PLAYOFF GAME – 1979 Houston 17, San Diego 14 December 29, 1979 • San Diego Stadium

The Oilers advanced into their second consecutive AFC Championship Game on the strength of an opportunistic defense and a near-flawless performance by the offensive unit. First-year strong safety Vernon Perry set up 10 of the Oilers' 17 points with a postseason game record of four interceptions in addition to a 57-yard blocked field goal return. Second-year quarterback Gifford Nielsen and third-year running back Rob Carpenter started for regulars Dan Pastorini and Earl Campbell, who were sidelined with groin injuries. The Oilers intercepted AFC passing leader Dan Fouts five times. Nielsen, making his first NFL postseason start, completed a 47-yard scoring pass to Mike Renfro with 12:55 elapsed in the third period to provide the winning margin.

San Diego	7	0	7	0	14
Houston	0	10	7	0	17

TEAM	SCORING PLAY	QTR-INTO
Chargers	C. Williams 1 yd. run (Wood kick)	1-10:11
Oilers	Fritsch 26 yd. field goal	2-10:58
Oilers	Clark 1 yd. run (Fritsch kick)	2-14:41
Chargers	Mitchell 8 yd. run (Wood kick)	3-1:52
Oilers	Renfro 47 yd. pass from Nielson (Fritsch kick)	3-12:55

**Missed FG:** Wood 26 blocked  
**Attendance:** 51,192

	Chargers	Oilers
First downs	25	15
3rd-down conversion-att	7-13-54%	8-16-50%
Total yards	380	259
Rushing yards	19	40
Passing yards	317	111
Passes-comp.-Int.	47-25-5	19-10-1
Punts-avg.	2-32.0	6-40.7
Punt return yards	2-25	1-25
Kickoff return yards	5-88	3-53
Fumbles-lost	0-0	0-0
Penalties-yards	6-30	5-45
Field goals made-att	0-1	1-1
Time of possession	29:54	30:06

RUSHING											
OILERS	Att	Yds	Lg	TD	CHARGERS	Att	Yds	Lg	TD		
Wilson	11	39	14	0	Mitchell	8	33	8	1		
Carpenter	18	67	11	0	Williams	11	30	8	1		
Clark	9	30	11	1							
Nielsen	2	12	14	0							
<b>TOTALS</b>	<b>40</b>	<b>148</b>	<b>14</b>	<b>1</b>	<b>TOTALS</b>	<b>19</b>	<b>63</b>	<b>8</b>	<b>2</b>		

PASSING											
OILERS	Att	Cmp	Yds	TD-I	CHARGERS	Att	Cmp	Yds	TD-I		
Nielsen	19	10	111	1-1	Fouts	47	25	333	0-5		
<b>TOTALS</b>	<b>19</b>	<b>10</b>	<b>111</b>	<b>1-1</b>	<b>TOTALS</b>	<b>47</b>	<b>25</b>	<b>333</b>	<b>0-5</b>		

RECEIVING											
OILERS	Rec	Yds	Lg	TD	CHARGERS	Rec	Yds	Lg	TD		
Barber	1	12	12	0	Mitchell	4	26	9	0		
Carpenter	4	23	7	0	McCrary	1	34	34	0		
Wilson	3	16	10	0	Jefferson	4	70	21	0		
Renfro	1	47	47	1	Williams	4	30	12	0		
Coleman	1	13	13	0	Joiner	4	81	30	0		
					Floyd	3	51	23	0		
					Klein	5	41	16	0		
<b>TOTALS</b>	<b>10</b>	<b>111</b>	<b>47</b>	<b>1</b>	<b>TOTALS</b>	<b>25</b>	<b>333</b>	<b>34</b>	<b>0</b>		

#### INDIVIDUAL DEFENSE (press box stats)

**OILERS** – Leading Tackler: Perry 6-2-8. Sacks: Bethea 1, Dorris 1. Int.: Perry 4, Wilson 1. FR: None.

**CHARGERS** – Leading Tackler: Johnson 4-6-10, Fuller 8-2-10. Sacks: None. Int.: Williams 1. FR: None.



## PLAYOFF GAME SUMMARIES

### AFC CHAMPIONSHIP GAME – 1979 Pittsburgh 27, Houston 13 January 6, 1980 • Three Rivers Stadium

The Steelers held the Oilers to only 24 rushing yards but were also aided by a controversial non-touchdown call to come away with a 27-13 win. Houston jumped to a 7-0 lead just 2:30 into the game when Vernon Perry returned an interception 75 yards for a touchdown. Then after both teams exchanged field goals, Terry Bradshaw completed two touchdown passes, a 16-yarder to tight end Billy Cunningham and a 20-yard score to wide receiver John Stallworth. With the Steelers leading 17-10, the controversial play occurred during the last seconds of the third quarter. Quarterback Dan Pastorini threw a pass to Mike Renfro at the back of the end zone, and Renfro appeared to have caught it for a touchdown with both feet in bounds before he fell out of the end zone. However, the officials ruled the pass incomplete. Although the Oilers protested, and replays would later show that it was inconclusive, they had to settle for a 23-yard field goal. The Steelers would then score 10 unanswered points in the fourth quarter to clinch the victory.

Pittsburgh.....	3	14	0	10	27
Houston.....	7	3	0	3	13

TEAM	SCORING PLAY	QTR-INTO
Oilers	Perry 75 yd. interception return (Fritsch kick)	1-2:30
Steelers	Bahr 21 yd. field goal	1-11:05
Oilers	Fritsch 27 yd. field goal	2-0:48
Steelers	Cunningham 16 yd. pass from Bradshaw (Bahr kick)	2-5:27
Steelers	Stallworth 20 yd. pass from Bradshaw (Bahr kick)	2-12:26
Oilers	Fritsch 23 yd. field goal	4-0:03
Steelers	Bahr 39 yd. field goal	4-5:10
Steelers	Bleier 4 yd. run (Bahr kick)	4-14:06

**Missed FG:** Bahr 40W/L  
**Attendance:** 50,475

	Steelers	Oilers
First downs	22	11
3rd-down conversion-att	13-19-68%	3-11-27%
Total yards	358	227
Rushing yards	161	24
Passing yards	197	203
Passes-comp.-Int.	30-18-1	29-20-1
Punts-avg.	3-51	4-30
Punt return yards	3-8	2-8
Kickoff return yards	4-82	6-64
Fumbles-lost	1-1	4-2
Penalties-yards	5-34	2-10
Field goals made-att	2-3	2-2
Time of possession	32:56	27:04

RUSHING									
OILERS	Att	Yds	Lg	TD	STEELERS	Att	Yds	Lg	TD
Campbell	17	15	7	0	Harris	21	85	13	0
Wilson	4	9	3	0	Bleier	13	52	8	1
Caster	1	0	0	0	Bradshaw	1	25	25	0
					Thornton	1	-1	-1	0
<b>TOTALS</b>	<b>22</b>	<b>24</b>	<b>7</b>	<b>0</b>	<b>TOTALS</b>	<b>36</b>	<b>161</b>	<b>25</b>	<b>1</b>

PASSING									
OILERS	Att	Cmp	Yds	TD-I	STEELERS	Att	Cmp	Yds	TD-I
Pastorini	28	19	203	0-1	Bradshaw	30	18	219	2-1
Nielsen	1	1	9	0-0					
<b>TOTALS</b>	<b>29</b>	<b>20</b>	<b>212</b>	<b>0-1</b>	<b>TOTALS</b>	<b>30</b>	<b>18</b>	<b>219</b>	<b>2-1</b>

RECEIVING									
OILERS	Rec	Yds	Lg	TD	STEELERS	Rec	Yds	Lg	TD
Wilson	7	60	41	0	Stallworth	3	52	20	1
Coleman	2	46	32	0	Swann	4	64	21	0
Carpenter	5	23	14	0	Harris	6	50	15	0
Renfro	3	52	19	0	Bleier		39	20	0
Campbell	1	11	11	0	Cunningham	2	14	16	1
Merkens	1	12	12	0					
Barber	1	8	8	0					
<b>TOTALS</b>	<b>20</b>	<b>212</b>	<b>41</b>	<b>0</b>	<b>TOTALS</b>	<b>18</b>	<b>219</b>	<b>21</b>	<b>2</b>

#### INDIVIDUAL DEFENSE (press box stats)

**OILERS** – Leading Tackler: Stringer 11-2-13. Sacks: Bethea 1, Stensrud 1, Dorris 1. Int.: Perry 1. FR: Carter 1, Renfro 1.

**STEELERS** – Leading Tackler: Lambert 7-4-11. Sacks: Greenwood 1. Int.: Woodruff 1. FR: Shell 1, Blount 1.

### AFC WILD CARD GAME – 1980 Oakland 27, Houston 7 December 28, 1980 • Alameda County Coliseum

The Raiders advanced to the divisional playoffs by shutting out the Oilers over the final three quarters. Oakland converted Earl Campbell's fumble on the first play of the game into Chris Bahr's 47-yard field goal, but Campbell came back to score on a one-yard plunge to give Houston a 7-3 lead. Jim Plunkett's one-yard touchdown pass to Todd Christensen early in the second quarter put the Raiders ahead to stay 10-7. Plunkett added another touchdown on a 44-yard pass to Arthur Whittington on the first play of the final period. Kenny King's 31-yard run set up Bahr's 37-yard field goal that gave Oakland a 20-7 edge. Lester Hayes added two interceptions to his NFL-leading 13 during the regular season. He picked off Ken Stabler's pass in the end zone to end a Houston scoring threat in the third period. In the fourth quarter Hayes' 20-yard interception return capped the Raiders' scoring.

Oakland.....	3	7	0	17	27
Houston.....	7	0	0	0	7

TEAM	SCORING PLAY	QTR-INTO
Raiders	Bahr 47 yd. field goal	1-1:45
Oilers	Campbell 1 yd. run (Fritsch kick)	1-13:15
Raiders	Christensen 1 yd. pass from Plunkett (Bahr kick)	2-9:25
Raiders	Whittington 44 yd. pass from Plunkett (Bahr kick)	4-0:07
Raiders	Bahr 37 yd. field goal	4-8:35
Raiders	Hayes 20 yd. interception return (Bahr kick)	4-9:31

**Missed FG:** Fritsch 45 short, 37 blocked  
**Attendance:** N/A

	Raiders	Oilers
First downs	12	18
3rd-down conversion-att	3-15-20%	2-15-13%
Total yards	250	275
Rushing yards	111	97
Passing yards	139	178
Passes-comp.-Int.	23-8-1	21-15-2
Punts-avg.	9-51.1	9-44.0
Punt return yards	6-29	7-84
Kickoff return yards	2-47	6-118
Fumbles-lost	2-0	1-1
Penalties-yards	14-91	8-64
Field goals made-att	2-2	0-2
Time of possession	27:56	32:04

RUSHING									
OILERS	Att	Yds	Lg	TD	RAIDERS	Att	Yds	Lg	TD
Campbell	27	91	14	1	King	13	55	27	0
Carpenter	5	9	4	0	Van Eeghen	14	46	9	0
Wilson	1	-3	-3	0	Whittington	5	11	7	0
					Jensen	2	0	0	0
					Plunkett	1	-1	-1	0
<b>TOTALS</b>	<b>29</b>	<b>97</b>	<b>22</b>	<b>0</b>	<b>TOTALS</b>	<b>35</b>	<b>111</b>	<b>27</b>	<b>0</b>

PASSING									
OILERS	Att	Cmp	Yds	TD-I	RAIDERS	Att	Cmp	Yds	TD-I
Stabler	26	15	243	0-2	Plunkett	23	8	168	2-1
Campbell	1	0	0	0-0					
<b>TOTALS</b>	<b>27</b>	<b>15</b>	<b>243</b>	<b>0-2</b>	<b>TOTALS</b>	<b>23</b>	<b>8</b>	<b>168</b>	<b>2-1</b>

RECEIVING									
OILERS	Rec	Yds	Lg	TD	RAIDERS	Rec	Yds	Lg	TD
Barber	4	83	33	0	Whittington	2	64	44	1
Renfro	3	69	39	0	Chester	2	12	10	0
Casper	3	31	12	0	King	1	37	37	0
Carpenter	3	26	14	0	Branch	1	33	33	0
Coleman	1	23	23	0	Van Eeghen	1	21	21	0
B. Johnson	1	11	11	0	Christensen	1	1	1	1
<b>TOTALS</b>	<b>15</b>	<b>243</b>	<b>39</b>	<b>0</b>	<b>TOTALS</b>	<b>8</b>	<b>168</b>	<b>44</b>	<b>2</b>

#### INDIVIDUAL DEFENSE (press box stats)

**OILERS** – Leading Tackler: Brazile 9-2-11. Sacks: Bethea 2.0, Bingham 1.0. Int.: Perry 1. FR: None.

**RAIDERS** – Leading Tackler: Kinlaw 8-2-10. Sacks: Davis 2.0, Hayes 2.0, Browning 1.0, Hendricks 1.0, Jones 1.0. Int.: Hayes 2. FR: McKinney 1, Davis 1.

## PLAYOFF GAME SUMMARIES

### AFC WILD CARD PLAYOFF GAME – 1987 Houston 23, Seattle 20 (OT) January 3, 1988 • Astrodome

Oilers kicker Tony Zendejas atoned for a fourth-quarter 29-yard field goal miss by converting a 42-yarder 8:05 into overtime to help Houston advance to the divisional playoffs for the first time since 1980. Quarterback Warren Moon completed 21 of 32 passes for 273 yards and one touchdown in his initial NFL playoff game. Drew Hill and Ernest Givins combined for 13 catches for 173 yards, including six for 71 on third downs. Wide receiver Willie Drewrey's first NFL touchdown catch, a 29-yarder, gave the Oilers a 20-13 lead in the third quarter. However, Seattle quarterback Dave Krieg hit wide receiver Steve Largent on a 12-yard scoring pass in the final 1:47 to tie the score and send the game into overtime. Houston held a 47:44 to 20:21 time-of-possession advantage over Seattle and outgained the Seahawks 437 yards to 250.

<b>Seattle</b> .....	7	3	3	7	0	20
<b>Houston</b> .....	3	10	7	0	3	23

TEAM	SCORING PLAY	QTR-INTO
Seahawks	Largent 20 yd. pass from Krieg (Johnson kick)	1-3:16
Oilers	Zendejas 47 yd. field goal	1-10:16
Oilers	Rozier 1 yd. run (Zendejas kick)	2-1:43
Oilers	Zendejas 49 yd. field goal	2-8:11
Seahawks	Johnson 33 yd. field goal	2-11:50
Seahawks	Johnson 41 yd. field goal	3-6:37
Oilers	Drewrey 29 yd. pass from Moon (Zendejas kick)	3-12:26
Seahawks	Largent 12 yd. pass from Krieg (Johnson kick)	4-14:34
Oilers	Zendejas 42 yd. field goal	5-8:05

**Missed FG:** Zendejas 52R, 29L  
**Attendance:** 49,622

	Seahawks		Oilers	
First downs	11	27		
3rd-down conversion-att	2-12-16%	10-18-55%		
4th-down conversion-att	1-1-100%	0-0-0%		
Total yards	250	437		
Rushing yards	29	178		
Passing yards	221	259		
Passes-comp.-Int.	39-16-0	32-21-1		
Punts-avg.	7-44.3	3-35.0		
Punt return yards	2-66	4-27		
Kickoff return yards	6-132	4-65		
Fumbles-lost	1-1	2-1		
Penalties-yards	3-20	4-25		
Field goals made-att	2-2	3-5		
Time of possession	20:21	47:44		

RUSHING									
OILERS	Att	Yds	Lg	TD	SEAHAWKS	Att	Yds	Lg	TD
Rozier	21	66	11	1	Williams	7	27	10	0
Highsmith	12	74	16	0	Morris	4	2	4	0
Pinkett	11	29	5	0					
Moon	4	-2	0	0					
Wallace	2	11	9	0					
<b>TOTALS</b>	<b>50</b>	<b>178</b>	<b>16</b>	<b>1</b>	<b>TOTALS</b>	<b>11</b>	<b>29</b>	<b>10</b>	<b>0</b>

PASSING									
OILERS	Att	Cmp	Yds	TD-I	SEAHAWKS	Att	Cmp	Yds	TD-I
Moon	32	21	273	1-1	Krieg	38	16	237	2-0
					Williams	1	0	0	0-0
<b>TOTALS</b>	<b>32</b>	<b>21</b>	<b>273</b>	<b>1-1</b>	<b>TOTALS</b>	<b>39</b>	<b>16</b>	<b>237</b>	<b>2-0</b>

RECEIVING									
OILERS	Rec	Yds	Lg	TD	SEAHAWKS	Rec	Yds	Lg	TD
Rozier	1	7	7	0	Largent	7	132	33	2
Hill	6	84	15	0	Butler	3	73	32	0
Givins	7	89	19	0	Williams	2	5	3	0
Pinkett	1	3	3	0	Skansi	2	13	7	0
Highsmith	2	17	11	0	Morris	1	6	6	0
Drewrey	3	62	29	1	Tice	1	8	8	0
Wallace	1	11	11	0					
<b>TOTALS</b>	<b>21</b>	<b>273</b>	<b>29</b>	<b>1</b>	<b>TOTALS</b>	<b>16</b>	<b>237</b>	<b>33</b>	<b>2</b>

**INDIVIDUAL DEFENSE (press box stats)**

**OILERS** – Leading Tackler: Bostic 2-3-5. Sacks: Childress 1.0, Meads 0.5, Lyles 0.5. Int.: Brown 1. FR: Bostic 1, Fuller 1.  
**SEAHAWKS** – Leading Tackler: Bosworth 9-8-17. Sacks: Gaines 1, Bryant 1. Int.: Jenkins 1. FR: Young 1.

### AFC DIVISIONAL PLAYOFF GAME – 1987 Denver 34, Houston 10 January 10, 1988 • Mile High Stadium

John Elway passed for two touchdowns and ran for a third as the Broncos defeated the Oilers 34-10 to become the first AFC West team since the San Diego Chargers of 1980 and 1981 to play in consecutive AFC Championship Games. Denver capitalized on two Houston turnovers to take a 14-0 first quarter lead. Safety Steve Wilson recovered Warren Moon's lateral to Mike Rozier at the Oilers' 1-yard line to set up Gene Lang's one-yard run. Karl Mecklenburg's interception on Houston's next possession led to Elway's first touchdown pass, a 27-yarder to Clarence Kay. Kay also caught a one-yarder in the second quarter for the first two-touchdown game of his four-year career. Elway, who completed 14 of 25 passes for 259 yards, scored on a three-yard run with 4:23 remaining to seal the win.

<b>Denver</b> .....	14	10	3	7	34
<b>Houston</b> .....	0	3	0	7	10

TEAM	SCORING PLAY	QTR-INTO
Broncos	Lang 1 yd. run (Karlis kick)	1-6:19
Broncos	Kay 27 yd. pass from Elway (Karlis kick)	1-13:34
Broncos	Karlis 43 yd. field goal	2-3:20
Oilers	Zendejas 46 yd. field goal	2-9:03
Broncos	Kay 1 yd. pass from Elway (Karlis kick)	2-13:08
Broncos	Karlis 23 yd. field goal	3-2:29
Oilers	Givins 19 yd. pass from Moon (Zendejas kick)	4-6:38
Broncos	Elway 3 yd. run (Karlis kick)	4-10:33

**Missed FG:** None  
**Attendance:** 75,968

	Broncos		Oilers	
First downs	19	20		
3rd-down conversion-att	4-9-44%	8-16-50%		
4th-down conversion-att	2-4-50%	1-1-100%		
Total yards	316	337		
Rushing yards	61	73		
Passing yards	255	264		
Passes-comp.-Int.	25-14-1	43-24-2		
Punts-avg.	2-46.0	3-44.7		
Punt return yards	2-15	0-0		
Kickoff return yards	2-28	3-62		
Fumbles-lost	0-0	2-1		
Penalties-yards	4-35	10-73		
Field goals made-att	2-2	1-1		
Time of possession	27:27	32:33		

RUSHING													
OILERS	Att	Yds	Lg	TD	BRONCOS	Att	Yds	Lg	TD				
Rozier	9	25	8	0	Winder	13	46	8	0				
Pinkett	6	20	8	0	Sewell	5	9	5	0				
Moon	5	15	7	0	Elway	4	8	4	1				
Highsmith	5	13	11	0	Bell	2	7	5	0				
Givins	1	0	0	0	Kubiak	2	-3	-1	0				
					Lang	3	-6	1	1				
<b>TOTALS</b>	<b>26</b>	<b>73</b>	<b>11</b>	<b>0</b>	<b>TOTALS</b>	<b>29</b>	<b>61</b>	<b>8</b>	<b>2</b>				

PASSING													
OILERS	Att	Cmp	Yds	TD-I	BRONCOS	Att	Cmp	Yds	TD-I				
Moon	43	24	264	1-2	Elway	25	14	259	2-1				
<b>TOTALS</b>	<b>43</b>	<b>24</b>	<b>264</b>	<b>1-2</b>	<b>TOTALS</b>	<b>25</b>	<b>14</b>	<b>259</b>	<b>2-1</b>				

RECEIVING													
OILERS	Rec	Yds	Lg	TD	BRONCOS	Rec	Yds	Lg	TD				
Hill	5	93	24	0	Johnson	4	105	55	0				
Givins	6	84	19	1	Kay	3	57	29	2				
Duncan	4	32	13	0	Sewell	3	41	25	0				
Highsmith	4	20	16	0	Lang	1	25	25	0				
Drewrey	2	17	9	0	Boddie	1	15	15	0				
Williams	1	7	7	0	Mobley	1	9	9	0				
Rozier	1	6	6	0	Nattiel	1	7	7	0				
Pinkett	1	5	5	0									
<b>TOTALS</b>	<b>24</b>	<b>264</b>	<b>24</b>	<b>1</b>	<b>TOTALS</b>	<b>14</b>	<b>259</b>	<b>55</b>	<b>2</b>				

**INDIVIDUAL DEFENSE (press box stats)**

**OILERS** – Leading Tackler: Donaldson 7-1-8. Sacks: Martin 1. Int.: Allen 1. FR: None.  
**BRONCOS** – Leading Tackler: Dennison 6-2-8. Sacks: None. Int.: Haynes 1, Mecklenburg 1. FR: Wilson 1.

## PLAYOFF GAME SUMMARIES

**AFC WILD CARD PLAYOFF GAME – 1988**  
**Houston 24, Cleveland 23**  
**December 24, 1988 • Cleveland Stadium**

The Oilers advanced to the AFC divisional round of the playoffs for the second straight year with a 24-23 win over the Browns. Allen Pinkett scored two touchdowns within a 15-second span of the second quarter, and Warren Moon rallied Houston with 10 fourth-quarter points for the win. Moon's 14-yard scoring pass to Pinkett seven seconds into the second quarter capped a 17-play, 91-yard drive and gave Houston a 7-3 lead. Nose tackle Richard Byrd recovered Don Strock's fumble on the Browns' next play from scrimmage, and Pinkett scored one play later on a 16-yard run for a 14-9 halftime lead. Mike Pagel replaced the injured Strock and completed a 14-yard touchdown pass to Webster Slaughter late in the third quarter for Cleveland's last lead of the day 16-14. Moon directed a 76-yard drive capped by Lorenzo White's one-yard run as Houston regained the lead 21-16. Richard Johnson's interception on the Browns' next possession led to Tony Zendejas's game-winning 49-yard field goal with 1:54 to play.

Cleveland	..... 3	6	7	7	23
Houston	..... 7	7	0	10	24

TEAM	SCORING PLAY	QTR-INTO
Browns	Bahr 33 yd. field goal	1-5:17
Oilers	Pinkett 14 yd. pass from Moon (Zendejas kick)	2-0:07
Oilers	Pinkett 16 yd. run (Zendejas kick)	2-0:22
Browns	Bahr 26 yd. field goal	2-6:27
Browns	Bahr 28 yd. field goal	2-11:41
Brwns	Slaughter 14 yd. pass from Pagel (Bahr kick)	3-12:24
Oilers	White 1 yd. run (Zendejas kick)	4-2:35
Oilers	Zendejas 49 yd. field goal	4-13:06
Browns	Slaughter 2 yd. pass from Pagel (Bahr kick)	4-14:29

**Missed FG:** None  
**Attendance:** 74,977

	Browns	Oilers
First downs	19	19
3rd-down conversion-att	5-12-41%	8-14-57%
4th-down conversion-att	0-0-0%	0-0-0%
Total yards	260	334
Rushing yards	68	129
Passing yards	192	205
Passes-comp.-Int.	28-19-1	26-16-3
Punts-avg.	3-35.3	3-37.7
Punt return yards	3-27	0-0
Kickoff return yards	3-75	5-72
Fumbles-lost	1-1	2-0
Penalties-yards	9-75	13-118
Field goals made-att	3-3	1-1
Time of possession	26:36	33:24

		RUSHING							
OILERS	Att	Yds	Lg	TD	BROWNS	Att	Yds	Lg	TD
Pinkett	14	82	27	1	Mack	12	14	7	0
Highsmith	2	3	3	0	Byner	9	57	16	0
White	12	30	5	1	Strock	1	0	0	0
Moon	6	16	12	0	Pagel	1	-1	-1	0
Givins	1	-2	-2	0	Fonteno	3	-2	5	0
<b>TOTALS</b>	<b>35</b>	<b>129</b>	<b>27</b>	<b>2</b>	<b>TOTALS</b>	<b>26</b>	<b>68</b>	<b>16</b>	<b>0</b>

		PASSING							
OILERS	Att	Cmp	Yds	TD-I	BROWNS	Att	Cmp	Yds	TD-I
Moon	26	16	213	1-3	Strock	3	2	13	0-0
					Pagel	25	17	179	2-1
<b>TOTALS</b>	<b>26</b>	<b>16</b>	<b>213</b>	<b>1-3</b>	<b>TOTALS</b>	<b>28</b>	<b>19</b>	<b>192</b>	<b>2-1</b>

		RECEIVING							
OILERS	Rec	Yds	Lg	TD	BROWNS	Rec	Yds	Lg	TD
Pinkett	2	24	14	1	Mack	1	6	6	0
White	1	1	1	0	Slaughter	5	58	18	2
Hill	5	73	22	0	Byner	3	10	8	0
Highsmith	1	8	8	0	Langhorne	6	57	17	0
Duncan	2	33	18	0	Weathers	2	27	18	0
Jeffires	3	52	35	0	Brennan	2	34	25	0
Givins	1	8	8	0					
Williams	1	14	14	0					
<b>TOTALS</b>	<b>16</b>	<b>213</b>	<b>35</b>	<b>1</b>	<b>TOTALS</b>	<b>19</b>	<b>192</b>	<b>25</b>	<b>2</b>

**INDIVIDUAL DEFENSE (press box stats)**

**OILERS** – Leading Tackler: Allen 7-1-8. Sacks: None. Int.: Johnson 1. FR: Byrd 1.  
**BROWNS** – Leading Tackler: Golic 5-4-9. Sacks: Johnson 1.0. Int.: Wright 2, Harper 1. FR: None.

**AFC DIVISIONAL PLAYOFF GAME – 1988**  
**Buffalo 17, Houston 10**  
**January 1, 1989 • Rich Stadium**

Buffalo's special teams blocked a punt and a field goal, and the defense registered an interception and a fumble recovery in the fourth quarter, as the Bills advanced to their first-ever AFC Championship Game. Quarterback Jim Kelley completed a team-playoff record 19 of 33 passes for 244 yards with one interception. Rookie running back Thurman Thomas led all rushers with 75 yards on seven carries, including an 11-yard touchdown run that gave Buffalo a 14-3 lead in the third quarter. Robb Riddick's one-yard scoring run followed a blocked punt by safety Leonard Smith. Safety Mark Kelso intercepted a Warren Moon pass on the Oilers' second play of the fourth quarter. Derrick Burroughs's fumble recovery on Houston's next possession helped Buffalo preserve the win in their first-ever playoff game at Rich Stadium.

Buffalo	..... 0	7	7	3	17
Houston	..... 0	3	0	7	10

TEAM	SCORING PLAY	QTR-INTO
Bills	Riddick 1 yd. run (Norwood kick)	2-4:25
Oilers	Zendejas 35 yd. field goal	2-10:28
Bills	Thomas 11 yd. run (Norwood kick)	3-12:02
Bills	Norwood 27 yd. field goal	4-3:25
Oilers	Rozier 1 yd. run (Zendejas kick)	4-9:48

**Missed FG:** Zendejas 37 blocked, 31WL, Norwood 50, 36WL  
**Attendance:** 79,532

	Bills	Oilers
First downs	18	20
3rd-down conversion-att	3-14-21%	3-12-25%
4th-down conversion-att	0-2-0%	0-0-0%
Total yards	372	351
Rushing yards	135	125
Passing yards	237	226
Passes-comp.-Int.	33-19-1	33-17-1
Punts-avg.	4-39.3	6-37.2
Punt return yards	4-56	1-6
Kickoff return yards	3-57	4-48
Fumbles-lost	1-0	5-2
Penalties-yards	8-57	8-60
Field goals made-att	1-3	1-3
Time of possession	28:53	31:07

		RUSHING							
OILERS	Att	Yds	Lg	TD	BILLS	Att	Yds	Lg	TD
Highsmith	5	57	31	0	Thomas	7	75	40	1
Rozier	13	44	8	0	Mueller	7	24	14	0
Moon	5	11	5	0	Kelly	3	18	10	0
Pinkett	3	13	10	0	Riddick	9	12	5	1
					Reed	1	-1	-1	0
					Harmon	1	7	7	0
					Byrum	1	0	0	0
<b>TOTALS</b>	<b>26</b>	<b>125</b>	<b>31</b>	<b>1</b>	<b>TOTALS</b>	<b>29</b>	<b>135</b>	<b>40</b>	<b>2</b>

		PASSING							
OILERS	Att	Cmp	Yds	TD-I	BILLS	Att	Cmp	Yds	TD-I
Moon	33	17	240	0-1	Kelly	33	19	244	0-1
<b>TOTALS</b>	<b>33</b>	<b>17</b>	<b>240</b>	<b>0-1</b>	<b>TOTALS</b>	<b>33</b>	<b>19</b>	<b>244</b>	<b>0-1</b>

		RECEIVING							
OILERS	Rec	Yds	Lg	TD	BILLS	Rec	Yds	Lg	TD
Hill	4	62	21	0	Reed	6	91	53	0
Highsmith	2	3	7	0	Metzelaars	1	7	7	0
Jeffires	5	78	27	0	Burkett	3	55	26	0
Givins	1	23	23	0	Johnson	3	31	18	0
Duncan	1	9	9	0	Harmon	5	58	17	0
Pinkett	2	21	15	0	Mueller	1	2	2	0
Harris	2	44	29	0					
<b>TOTALS</b>	<b>17</b>	<b>240</b>	<b>29</b>	<b>0</b>	<b>TOTALS</b>	<b>19</b>	<b>244</b>	<b>53</b>	<b>0</b>

**INDIVIDUAL DEFENSE (press box stats)**

**OILERS** – Leading Tackler: Brown 8-1-9, Grimsley 9-0-9. Sacks: Childress 1. Int.: Eaton 1. FR: Highsmith 1, Pinkett 1.  
**BILLS** – Leading Tackler: Talley 7-0-7, Still 5-2-7. Sacks: Talley 1, Smith 1. Int.: Kelso 1. FR: Smith 1, Bennett 1.

# PLAYOFF GAME SUMMARIES

## AFC WILD CARD PLAYOFF GAME – 1989 Pittsburgh 26, Houston 23 (OT) December 31, 1989 • Astrodome

Gary Anderson kicked a 50-yard field goal 3:26 into overtime to cap Pittsburgh's 26-23 comeback win over the Oilers and earn its first playoff victory since 1984. The Steelers, despite being outgained by Houston 380 to 289 total yards, led the game for more than three quarters. Rookie running back Tim Worley converted a fourth-and-one play into a nine-yard touchdown run and Anderson kicked field goals of 25, 30, and 48 yards for a 16-9 fourth-quarter lead. Warren Moon tied the score with an 18-yard touchdown pass to Ernest Givins and gave the Oilers their only lead, 23-16, when he found Givins on a nine-yard scoring pass with six minutes to play. Pittsburgh's Buddy Brister countered with an 82-yard, 11-play drive capped by Merrill Hoge's one-yard touchdown plunge with 46 seconds remaining. Anderson's extra point tied the score and sent the game into overtime. Rod Woodson recovered Lorenzo White's fumble on the Oilers' first play in overtime to set up Anderson's decisive field goal.

Pittsburgh.....	7	3	3	10	3	26
Houston.....	0	6	3	14	0	23

TEAM	SCORING PLAY	QTR-INTO
Steelers	Worley 9 yd. run (Anderson kick)	1-12:07
Oilers	Zendejas 26 yd. field goal	2-5:53
Oilers	Zendejas 35 yd. field goal	2-8:50
Steelers	Anderson 25 yd. field goal	2-13:03
Oilers	Zendejas 26 yd. field goal	3-3:30
Steelers	Anderson 30 yd. field goal	3-11:55
Steelers	Anderson 48 yd. field goal	4-0:30
Oilers	Givins 18 yd. pass from Moon (Zendejas kick)	4-5:46
Oilers	Givins 9 yd. pass from Moon (Zendejas kick)	4-8:58
Steelers	Hoge 2 yd. run (Anderson kick)	4-14:14
Steelers	Anderson 50 yd. field goal	5-3:26

**Missed FG:** Zendejas 55 Short  
**Attendance:** 58,306

	Steelers	Oilers
First downs	17	22
3rd-down conversion-att	3-14-21%	8-18-44%
4th-down conversion-att	1-1-100%	0-0-0%
Total yards	289	380
Rushing yards	177	65
Passing yards	112	315
Passes-comp.-Int.	33-15-0	48-29-0
Punts-avg.	6-25.3	4-33.0
Punt return yards	2-20	1-0
Kickoff return yards	6-99	2-27
Fumbles-lost	1-1	3-1
Penalties-yards	5-40	8-45
Field goals made-att	4-4	3-4
Time of possession	27:42	35:44

OILERS				RUSHING				STEELERS			
Att	Yds	Lg	TD	Att	Yds	Lg	TD	Att	Yds	Lg	TD
Highsmith	2	2	4	0	Hoge	17	100	49	1		
Rozier	5	12	3	0	Worley	11	54	12	1		
White	7	13	5	0	Brister	1	1	1	0		
Pinkett	8	26	6	0	Stone	1	22	22	0		
Moon	3	12	5	0							
<b>TOTALS</b>	<b>25</b>	<b>65</b>	<b>6</b>	<b>0</b>	<b>TOTALS</b>	<b>30</b>	<b>177</b>	<b>49</b>	<b>2</b>		

OILERS				PASSING				STEELERS			
Att	Cmp	Yds	TD-I	Att	Cmp	Yds	TD-I	Att	Cmp	Yds	TD-I
Moon	48	29	315	2-0	Brister	33	15	127	0-0		
<b>TOTALS</b>	<b>48</b>	<b>29</b>	<b>315</b>	<b>2-0</b>	<b>TOTALS</b>	<b>33</b>	<b>15</b>	<b>127</b>	<b>0-0</b>		

OILERS				RECEIVING				STEELERS			
Rec	Yds	Lg	TD	Rec	Yds	Lg	TD	Rec	Yds	Lg	TD
Givins	11	136	30	2	Mularkey	3	40	20	0		
Hill	6	98	32	0	Stock	1	7	7	0		
Rozier	1	5	5	0	Worley	4	23	10	0		
Jeffires	3	16	7	0	Hoge	3	26	17	0		
Pinkett	3	24	12	0	Lipps	3	24	10	0		
Duncan	2	15	9	0	Hill	1	7	7	0		
Highsmith	3	21	11	0							
<b>TOTALS</b>	<b>29</b>	<b>315</b>	<b>32</b>	<b>2</b>	<b>TOTALS</b>	<b>15</b>	<b>127</b>	<b>20</b>	<b>0</b>		

### INDIVIDUAL DEFENSE (press box stats)

**OILERS** – Leading Tackler: Meads 6-4-10. Sacks: Fairs 1.0. Int.: None. FF: Brown 1. FR: McDowell 1, Moon 1, Pinkett 1.

**STEELERS** – Leading Tackler: Woodson 6-2-8, Lake 4-4-8. Sacks: None. Int.: None. FF: Woodson 1, Stone 1. FR: Woodson 1.

## AFC WILD CARD PLAYOFF GAME – 1990 Cincinnati 41, Houston 14 January 6, 1991 • Riverfront Stadium

Boomer Esiason completed two touchdown passes and ran for a third in the Bengals' victory over the Oilers. Cincinnati built a 20-0 halftime lead as Ickey Woods ran one yard for a touchdown. Esiason flipped a two-yard scoring pass to Harold Green, and Jim Breech kicked two field goals (27 and 30 yards) in the first half. Cincinnati increased its lead to 34-0 in the third quarter when Eric Ball ran three yards for a touchdown and Esiason scored on a 10-yard keeper following James Francis's fumble recovery at Houston's 10-yard line. The Oilers scored on two touchdown passes from Cody Carlson to Ernest Givins (16 and 5 yards). Cincinnati held a 39:45 to 20:15 time-of-possession advantage.

Cincinnati.....	10	10	14	7	41
Houston.....	0	0	7	7	14

TEAM	SCORING PLAY	QTR-INTO
Bengals	Woods 1 yd. run (Breech kick)	1-6:24
Bengals	Breech 27 yd. field goal	1-13:50
Bengals	Green 2 yd. pass from Esiason (Breech kick)	2-5:42
Bengals	Breech 30 yd. field goal	2-14:17
Bengals	Ball 3 yd. run (Breech kick)	3-3:26
Bengals	Esiason 10 yd. run (Breech kick)	3-3:51
Oilers	Givins 16 yd. pass from Carlson (Garcia kick)	3-9:45
Bengals	Kattus 9 yd. pass from Esiason (Breech kick)	4-0:51
Oilers	Givins 5 yd. pass from Carlson (Garcia kick)	4-8:01

**Missed FG:** None  
**Attendance:** 60,012

	Bengals	Oilers
First downs	24	13
3rd-down conversion-att	4-13-30%	2-9-22%
4th-down conversion-att	2-2-100%	0-0-0%
Total yards	349	226
Rushing yards	187	67
Passing yards	162	165
Passes-comp.-Int.	25-15-1	33-16-1
Punts-avg.	3-45.0	6-42.6
Punt return yards	3-42	1-19
Kickoff return yards	3-58	6-114
Fumbles-lost	1-0	2-1
Penalties-yards	4-40	5-33
Field goals made-att	2-2	0-0
Time of possession	39:45	20:15

OILERS				RUSHING				BENGALS			
Att	Yds	Lg	TD	Att	Yds	Lg	TD	Att	Yds	Lg	TD
White	4	2	5	0	Woods	6	11	4	1		
Carlson	4	22	12	0	Brooks	6	17	14	0		
Pinkett	5	43	16	0	Esiason	5	57	14	1		
					Ball	7	33	14	1		
					Green	11	55	12	0		
					Jennings	6	16	10	0		
					Wilhelm	3	-2	0	0		
<b>TOTALS</b>	<b>13</b>	<b>67</b>	<b>16</b>	<b>0</b>	<b>TOTALS</b>	<b>44</b>	<b>187</b>	<b>14</b>	<b>3</b>		

OILERS				PASSING				BENGALS			
Att	Cmp	Yds	TD-I	Att	Cmp	Yds	TD-I	Att	Cmp	Yds	TD-I
Carlson	33	16	165	2-1	Esiason	20	14	150	2-0		
					Wilhelm	5	1	12	0-0		
<b>TOTALS</b>	<b>33</b>	<b>16</b>	<b>165</b>	<b>2-1</b>	<b>TOTALS</b>	<b>25</b>	<b>15</b>	<b>162</b>	<b>2-0</b>		

OILERS				RECEIVING				BENGALS			
Rec	Yds	Lg	TD	Rec	Yds	Lg	TD	Rec	Yds	Lg	TD
White	1	5	5	0	Jennings	2	15	12	0		
Hill	1	5	5	0	Holman	2	51	46	0		
Jeffires	2	33	23	0	Woods	2	13	9	0		
Duncan	1	15	15	0	McGee	2	23	19	0		
Harris	4	37	17	0	Green	2	15	13	1		
Givins	6	60	16	2	Brown	2	14	9	0		
Pinkett	1	10	10	0	Kattus	2	19	10	1		
					Barber	1	12	12	0		
<b>TOTALS</b>	<b>16</b>	<b>165</b>	<b>23</b>	<b>2</b>	<b>TOTALS</b>	<b>12</b>	<b>152</b>	<b>46</b>	<b>2</b>		

### INDIVIDUAL DEFENSE (press box stats)

**OILERS** – Leading Tackler: Kinard 8-4-12. Sacks: None. Int.: None. FF: None. FR: None.

**BENGALS** – Leading Tackler: Thomas 6-1-7. Sacks: None. Int.: Fulcher 1. FF: None. FR: Francis 1, Jennings 1.

## PLAYOFF GAME SUMMARIES

**AFC WILD CARD PLAYOFF GAME – 1991**  
Houston 17, N.Y. Jets 10  
December 29, 1991 • Astrodome

Warren Moon threw a pair of touchdown passes to Ernest Givins and the Oilers' defense stopped the Jets inside Houston's 5-yard line twice in the second half to preserve the victory. The Oilers led 14-10 entering the third quarter, when the Jets took the second-half kickoff and consumed more than eight minutes while driving to the Houston 8-yard line. On third down, Ken O'Brien's pass was intercepted by safety Bubba McDowell at the 2. After Al Del Greco's 53-yard field goal put the Oilers ahead 17-10 early in the fourth quarter, New York drove to the Houston 3. But on third down, Al Smith stopped Brad Baxter for no gain. The Jets had one more chance after recovering Moon's fumble at the Oilers' 26 with 4:59 left in the game, but New York could not convert a first down. For Houston, Moon completed 28 of 40 passes for 271 yards, and Drew Hill had nine catches for 77 yards.

New York	0	10	0	0	10
Houston	7	7	0	3	17

TEAM	SCORING PLAY	QTR-INTO
Oilers	E. Givins 5 yd. pass from Moon (Del Greco kick)	1-9:16
Jets	A. Toon 10 yd. pass from O'Brien (Allegre kick)	2-2:44
Oilers	E. Givins 20 yd. pass from Moon (Del Greco kick)	2-11:04
Jets	Allegre 33 yd. field goal	2-14:56
Oilers	Del Greco 53 yd. field goal	4-1:31

**Missed FG:** Greco 46WR  
**Attendance:** 61,485

	Jets	Oilers
First downs	18	21
3rd-down conversion-att	6-12-50%	8-14-57%
4th-down conversion-att	0-2-0%	0-0-0%
Total yards	285	303
Rushing yards	71	71
Passing yards	214	232
Passes-comp.-Int.	31-21-3	40-28-1
Punts-avg.	2-36	2-44.5
Punt return yards	0-0	0-0
Kickoff return yards	3-54	1-0
Fumbles-lost	0-0	3-1
Penalties-yards	5-45	8-55
Field goals made-att	1-1	1-2
Time of possession	26:20	33:40

		RUSHING				JETS			
OILERS	Att	Yds	Lg	TD	Att	Yds	Lg	TD	
L. White	17	65	12	0	J. Hector	11	43	8	0
W. Moon	3	6	7	0	B. Baxter	5	14	5	0
					K. O'Brien	2	10	8	0
					F. McNeil	5	4	5	0
<b>TOTALS</b>	<b>20</b>	<b>71</b>	<b>12</b>	<b>0</b>	<b>TOTALS</b>	<b>23</b>	<b>71</b>	<b>8</b>	<b>0</b>

		PASSING				JETS			
OILERS	Att	Cmp	Yds	TD-I	Att	Cmp	Yds	TD-I	
W. Moon	40	28	271	2-1	K. O'Brien	31	21	221	1-3
<b>TOTALS</b>	<b>40</b>	<b>28</b>	<b>271</b>	<b>2-1</b>	<b>TOTALS</b>	<b>31</b>	<b>21</b>	<b>221</b>	<b>1-3</b>

		RECEIVING				JETS			
OILERS	Rec	Yds	Lg	TD	Rec	Yds	Lg	TD	
E. Givins	6	83	35	2	A. Toon	8	96	22	1
D. Hill	9	77	20	0	R. Moore	4	70	31	0
H. Jeffries	4	49	24	0	F. McNeil	4	23	10	0
L. White	4	31	17	0	M. Boyer	3	20	11	0
C. Duncan	4	24	8	0	T. Mathis	2	12	6	0
L. Harris	1	7	7	0					
<b>TOTALS</b>	<b>28</b>	<b>271</b>	<b>35</b>	<b>2</b>	<b>TOTALS</b>	<b>21</b>	<b>221</b>	<b>31</b>	<b>1</b>

**INDIVIDUAL DEFENSE (press box stats)**

**OILERS** – Leading Tackler: Lathon 4-7-11. Sacks: Williams 1. Int.: McDowell 2, Orlando 1. FF: None. FR: Moon 2.

**JETS** – Leading Tackler: Clifton 5-6-11, Stargell 8-3-11. Sacks: Lewis 2.0, Lageman 1.0, Young 1.0. Int.: McMillan 1. FF: Young 1, Lageman 1. FR: Stargell 1.

**AFC DIVISIONAL PLAYOFF GAME – 1991**  
Denver 26, Houston 24  
January 4, 1992 • Mile High Stadium

David Treadwell's 28-yard field goal with 16 seconds remaining capped a dramatic 87-yard drive in the closing moments to lift the Broncos over the Oilers. Treadwell's winning kick came shortly after John Elway's 44-yard completion to Vance Johnson on fourth-and-10 from the Denver 35-yard line. Earlier on the drive, Elway scrambled seven yards for a first down on fourth-and-6 from the 28. And it was Elway's 22-yard completion to Michael Young that got the Broncos out of a hole at their own 2-yard line. Denver started the winning drive there with no time outs left after Houston's Greg Montgomery dropped his punt out of bounds with 2:07 left in the game. Warren Moon passed for three touchdowns as Houston built first half leads of 14-0 and 21-6. But the Broncos defense stiffened, allowing only a field goal in the second half.

Denver	6	7	3	10	26
Houston	14	7	0	3	24

TEAM	SCORING PLAY	QTR-INTO
Oilers	H. Jeffries 15 yd. pass from Moon (Del Greco kick)	1-1:46
Oilers	D. Hill 9 yd. pass frm Moon (Del Greco kick)	1-9:44
Broncos	V. Johnson 10 yd. pass from Elway (kick no good)	1-13:43
Oilers	C. Duncan 6 yd. pass from Moon (Del Greco kick)	2-4:05
Broncos	G. Lewis 1 yd. run (Treadwell kick)	2-14:21
Broncos	D. Treadwell 49 yd. field goal	3-13:02
Oilers	A. Del Greco 25 yd. field goal	4-1:35
Broncos	G. Lewis 1 yd. run (Treadwell kick)	4-8:07
Broncos	D. Treadwell 28 yd. field goal	4-14:44

**Missed FG:** Del Greco 33WR  
**Attendance:** 75,301

	Broncos	Oilers
First downs	26	23
3rd-down conversion-att	5-11-45%	5-8-63%
4th-down conversion-att	3-3-100%	0-0-0%
Total yards	418	422
Rushing yards	151	97
Passing yards	267	325
Passes-comp.-Int.	34-20-1	36-27-1
Punts-avg.	2-40.5	1-44
Punt return yards	0-0	0-0
Kickoff return yards	4-88	6-82
Fumbles-lost	3-0	0-0
Penalties-yards	6-70	13-85
Field goals made-att	2-2	1-2
Time of possession	29:34	30:26

		RUSHING				BRONCOS			
OILERS	Att	Yds	Lg	TD	Att	Yds	Lg	TD	
L. White	17	79	10	0	G. Green	17	59	14	0
W. Moon	2	18	15	0	J. Elway	6	39	15	0
					R. Rivers	1	3	3	0
					G. Lewis	3	2	1	2
					S. Sewell	4	48	19	0
<b>TOTALS</b>	<b>19</b>	<b>97</b>	<b>15</b>	<b>0</b>	<b>TOTALS</b>	<b>31</b>	<b>151</b>	<b>19</b>	<b>2</b>

		PASSING				BRONCOS			
OILERS	Att	Cmp	Yds	TD-I	Att	Cmp	Yds	TD-I	
W. Moon	36	27	325	3-1	J. Elway	33	19	257	1-1
					S. Sewell	1	1	10	0-0
<b>TOTALS</b>	<b>36</b>	<b>27</b>	<b>325</b>	<b>3-1</b>	<b>TOTALS</b>	<b>34</b>	<b>20</b>	<b>267</b>	<b>1-1</b>

		RECEIVING				BRONCOS			
OILERS	Rec	Yds	Lg	TD	Rec	Yds	Lg	TD	
H. Jeffries	7	99	49	1	C. Kay	1	8	8	0
L. White	5	35	10	0	V. Johnson	5	78	44	1
E. Givins	6	111	29	0	D. Russell	1	20	20	0
D. Hill	2	21	12	1	S. Sharpe	3	20	7	0
C. Duncan	6	40	11	1	M. Young	4	85	32	0
T. Jones	1	19	19	0	R. Nattiel	2	27	23	0
					S. Sewell	3	28	16	0
					G. Green	1	1	1	0
<b>TOTALS</b>	<b>27</b>	<b>325</b>	<b>49</b>	<b>3</b>	<b>TOTALS</b>	<b>20</b>	<b>267</b>	<b>44</b>	<b>1</b>

**INDIVIDUAL DEFENSE (press box stats)**

**OILERS** – Leading Tackler: A. Smith 6-1-7, L. Lathon 6-1-7. Sacks: None. Int.: R. Johnson 1. FF: B. Orlando 1, A. Smith 1. FR: None.

**BRONCOS** – Leading Tackler: C. Dimry 9-0-9, M. Brooks 7-2-9. Sacks: None. Int.: S. Atwater 1. FF: None. FR: J. Davidson 1.

## PLAYOFF GAME SUMMARIES

**AFC WILD CARD PLAYOFF GAME – 1992**  
**Buffalo 41, Houston 38 (OT)**  
 January 3, 1993 • Rich Stadium

Warren Moon threw for 220 yards and four touchdowns in the first half as Houston jumped out to a 28-3 lead. Early in the third quarter, Oilers defensive back Bubba McDowell intercepted Frank Reich's first pass of the second half and returned it 58 yards for a touchdown as the Oilers took a commanding 32-point lead, 35-3. Then, Buffalo started the comeback, advancing 50 yards to score on Davis' 1-yard touchdown run to cut the deficit to 35-10. After a recovered onside kick by the Bills which led to a touchdown, and a 26-yard touchdown pass to wide receiver Andre Reed, the lead was trimmed to 35-24. On the Oilers' ensuing possession, Bills safety Henry Jones intercepted a pass from Moon which led to another touchdown pass from Reich to Reed. Kicker Al Del Greco attempted a field goal to increase the Oilers' lead, but the snap was fumbled. The Bills then scored on a 17-yard touchdown pass, taking the lead 38-35 with three minutes remaining in the game. A last minute drive ending in a 26-yard field goal from Del Greco would send the game into overtime. Early in overtime, Bills defensive back Nate Odomes intercepted a pass from Moon, setting up Steve Christie's 32-yard game-winning field goal.

Buffalo	.....	3	0	28	7	3	41
Houston	.....	7	21	7	3	0	38

TEAM	SCORING PLAY	QTR-LEFT
Oilers	H. Jeffries 3 pass from W. Moon (A. Del Greco kick)	1-5:51
Bills	S. Christie 36 field goal	1-1:24
Oilers	W. Slaughter 7 pass from W. Moon (A. Del Greco kick)	2-8:59
Oilers	C. Duncan 26 pass from W. Moon (A. Del Greco kick)	2-4:09
Oilers	H. Jeffries 27 pass from W. Moon (A. Del Greco kick)	2-0:14
Oilers	B. McDowell 58 INT return (A. Del Greco kick)	3-13:19
Bills	K. Davis 1 run (D. Christie, kick)	3-8:52
Bills	D. Beebe 38 pass from F. Reich (D. Christie kick)	3-7:56
Bills	A. Reed 26 pass from F. Reich (D. Christie kick)	3-4:21
Bills	A. Reed 18 pass from F. Reich (D. Christie kick)	3-2:00
Bills	A. Reed 17 pass from F. Reich (D. Christie kick)	4-3:08
Oilers	A. Del Greco 26 field goal	4-0:12
Bills	D. Christie 32 field goal	5-11:54

Missed FG: None  
 Attendance: 75,141

	Bills	Oilers
First downs	19	27
3rd-down conversion-att	8-15-53%	6-14-43%
4th-down conversion-att	2-3-67%	2-3-67%
Total yards	366	429
Rushing yards	98	82
Passing yards	268	347
Passes-comp.-Int.	34-21-1	50-36-2
Punts-avg.	2-35	2-24.5
Punt return yards	0-0	1-7
Kickoff return yards	5-55	4-27
Fumbles-lost	0-0	2-0
Penalties-yards	4-30	4-30
Field goals made-att	2-2	1-1
Time of possession	25:27	37:39

		RUSHING							
OILERS	Att	Yds	Lg	TD	BILLS	Att	Yds	Lg	TD
W. Moon	2	7	5	0	T. Thomas	11	26	6	0
L. White	19	75	14	0	K. Davis	13	68	35	1
Montgomery	1	0	0	0	C. Gardner	1	5	5	0
					F. Reich	1	-1	-1	0
<b>TOTALS</b>	<b>22</b>	<b>82</b>	<b>14</b>	<b>0</b>	<b>TOTALS</b>	<b>26</b>	<b>98</b>	<b>35</b>	<b>1</b>

		PASSING							
OILERS	Att	Cmp	Yds	TD-I	BILLS	Att	Cmp	Yds	TD-I
W. Moon	50	36	371	4-2	F. Reich	34	21	289	4-1
<b>TOTALS</b>	<b>50</b>	<b>36</b>	<b>371</b>	<b>4-2</b>	<b>TOTALS</b>	<b>34</b>	<b>21</b>	<b>289</b>	<b>4-1</b>

		RECEIVING							
OILERS	Rec	Yds	Lg	TD	BILLS	Rec	Yds	Lg	TD
C. Duncan	8	57	26	1	P. Metzelaars	3	43	2	0
W. Slaughter	8	73	18	1	A. Reed	8	136	27	3
H. Jeffries	8	98	32	2	T. Thomas	2	-3	1	0
E. Givins	9	117	27	0	D. Beebe	4	64	38	1
L. Harris	2	15	9	0	J. Lofton	2	24	18	0
L. White	1	11	11	0	K. Davis	2	25	19	0
<b>TOTALS</b>	<b>36</b>	<b>371</b>	<b>32</b>	<b>4</b>	<b>TOTALS</b>	<b>21</b>	<b>289</b>	<b>38</b>	<b>4</b>

**INDIVIDUAL DEFENSE (press box stats)**

**OILERS** – Leading Tackler: A. Smith 4-3-7. Sacks: W. Fuller 2.0, S. Jones 1.0. Int.: B. McDowell 1. FF: None. FR: None.

**BILLS** – Leading Tackler: P. Hansen 10-0-10. Sacks: J. Wright 2.0, P. Hansen 1.0, D. Talley 1.0. Int.: H. Jones 1, N. Odomes 1. FF: D. Talley 1. FR: None.

**AFC DIVISIONAL PLAYOFF GAME – 1993**  
**Kansas City 28, Houston 20**  
 January 16, 1994 • Astrodome

Joe Montana threw three second-half touchdown passes, including two just 54 seconds apart in the fourth quarter, to rally the Chiefs past the Oilers. Houston, which entered the game with an 11-game winning streak, jumped out to a 10-0 lead in the opening quarter and still led 13-7 after Al Del Greco's 43-yard field goal with 9:37 remaining in the fourth quarter. But Kansas City marched 71 yards in only 59 seconds, the key play a 38-yard pass interference penalty against Oilers cornerback Cris Dishman, to take the lead for the first time on Montana's 11-yard touchdown pass to J.J. Birden. On the next play from scrimmage, Chiefs linebacker Derrick Thomas sacked Warren Moon, forcing a fumble that defensive tackle Dan Saleaumua recovered at the Oilers' 12-yard line. On third down, Montana's 18-yard touchdown pass to Willie Davis put Kansas City ahead 21-13 with 7:44 left. Houston drove 80 yards to a touchdown to pull within one point with 3:45 to go, but Marcus Allen's 21-yard touchdown run at the 1:55 mark sealed the Oilers' fate.

Kansas City	.....	0	0	7	21	28
Houston	.....	10	0	0	10	20

TEAM	SCORING PLAY	QTR-LEFT
Oilers	A. Del Greco 49 field goal	1-11:10
Oilers	C. Brown 2 run (A. Del Greco kick)	1-1:59
Chiefs	K. Cash 7 pass from J. Montana (N. Lowery kick)	3-10:19
Oilers	A. Del Greco 43 field goal	4-9:37
Chiefs	J. Birden 11 pass from J. Montana (N. Lowery kick)	4-8:38
Chiefs	W. Davis 18 pass from J. Montana (N. Lowery kick)	4-7:44
Oilers	E. Givins 7 pass from W. Moon (A. Del Greco kick)	4-3:35
Chiefs	M. Allen 21 run (N. Lowery kick)	4-1:55

Missed FG: None  
 Attendance: 64,011

	Chiefs	Oilers
First downs	18	19
3rd-down conversion-att	6-12-50%	7-15-47%
4th-down conversion-att	0-1-0%	0-1-0%
Total yards	354	277
Rushing yards	71	39
Passing yards	283	238
Passes-comp.-Int.	38-22-2	43-32-1
Punts-avg.	3-45	5-48.6
Punt return yards	4-44	1-12
Kickoff return yards	2-38	3-50
Fumbles-lost	0-0	7-2
Penalties-yards	7-51	3-63
Field goals made-att	0-0	2-2
Time of possession	24:18	35:42

		RUSHING							
OILERS	Att	Yds	Lg	TD	CHIEFS	Att	Yds	Lg	TD
W. Moon	3	22	17	0	M. Allen	14	74	21	1
G. Brown	11	17	5	1	D. Krieg	2	-2	-1	0
					K. Anders	1	0	0	0
					J. Montana	1	-1	-1	0
<b>TOTALS</b>	<b>14</b>	<b>39</b>	<b>17</b>	<b>1</b>	<b>TOTALS</b>	<b>18</b>	<b>71</b>	<b>21</b>	<b>1</b>

		PASSING							
OILERS	Att	Cmp	Yds	TD-I	CHIEFS	Att	Cmp	Yds	TD-I
W. Moon	43	32	306	1-1	J. Montana	38	22	299	3-2
<b>TOTALS</b>	<b>43</b>	<b>32</b>	<b>306</b>	<b>1-1</b>	<b>TOTALS</b>	<b>38</b>	<b>22</b>	<b>299</b>	<b>3-2</b>

		RECEIVING							
OILERS	Rec	Yds	Lg	TD	CHIEFS	Rec	Yds	Lg	TD
H. Jeffries	9	88	28	0	J. Birden	6	60	14	1
E. Givins	7	63	15	1	W. Davis	5	96	36	1
G. Wellman	6	80	30	0	K. Cash	4	80	41	1
C. Duncan	6	49	14	0	T. Barnett	2	24	14	0
G. Brown	4	26	12	0	T. McNair	2	9	9	0
					M. Allen	1	12	12	0
					J. Hayes	1	9	9	0
					F. Jones	1	9	9	0
<b>TOTALS</b>	<b>32</b>	<b>306</b>	<b>30</b>	<b>1</b>	<b>TOTALS</b>	<b>22</b>	<b>299</b>	<b>41</b>	<b>3</b>

**INDIVIDUAL DEFENSE (press box stats)**

**OILERS** – Leading Tackler: B. Orlando 8-2-10. Sacks: W. Fuller 1.0, L. Lathon 1.0. Int.: S. Jackson 1, T. Hoage 1. FF: None. FR: None.

**CHIEFS** – Leading Tackler: A. Lewis 8-0-8, M. Bayless 6-2-8, C. Mincy 6-2-8. Sacks: A. Lewis 2.0, D. Thomas 2.0, B. Thompson 2.0, N. Smith 1.0, J. Phillips 1.0. Int.: C. Mincy 1. FF: None. FR: Saleaumua 1.

## PLAYOFF GAME SUMMARIES

### AFC WILD CARD PLAYOFF GAME – 1999 Tennessee 22, Buffalo 16 January 8, 2000 • Adelphia Coliseum

One of the most memorable finishes in NFL playoff history gave the Titans the franchise's first playoff win since 1991, a 22-16 stunner over the visiting Buffalo Bills. After Steve Christie kicked a 41-yard field goal to give Buffalo a 16-15 lead with 16 seconds remaining, Kevin Dyson returned a Frank Wycheck lateral on the ensuing kickoff 75 yards for a touchdown with three seconds left in the game. The play, quickly dubbed as the "Music City Miracle," gave Tennessee a 22-16 lead that turned into a victory after Buffalo's last-ditch hopes for a matching return touchdown were thwarted. Eddie George paced Tennessee's offense with a 29-carry, 106-yard performance. The victory, in front of a franchise-record crowd at Adelphia Coliseum, allowed the franchise to advance to the AFC Divisional Playoffs for the first time since 1993. The Titans took a 12-0 lead into intermission, but the Bills stormed back behind two touchdowns from Antowain Smith that gave Buffalo a 13-12 lead with 11:08 remaining. Al Del Greco's 36-yard field goal gave the Titans a 15-13 lead with 1:48 remaining, setting up the game's final dramatic moments.

Buffalo	0	0	7	9	16
Tennessee	0	12	0	10	22

TEAM	SCORING PLAY	QTR-LEFT
Titans	R. Johnson sacked by J. Kearse for safety	2-11:19
Titans	S. McNair 1 run (A. Del Greco kick)	2-7:55
Titans	A. Del Greco 40 field goal	2-0:00
Bills	A. Smith 4 run (S. Christie kick)	3-12:28
Bills	A. Smith 1 run (Two-pt. attempt failed)	4-11:08
Titans	A. Del Greco 36 field goal	4-1:48
Bills	S. Christie 41 field goal	4-0:16
Titans	K. Dyson 75 kickoff return (A. Del Greco kick)	4-0:03

**Missed FG:** A. Del Greco 43WV  
**Attendance:** 66,782

	Bills	Titans
First downs	13	16
3rd-down conversion-att	5-13-38%	4-16-25%
4th-down conversion-att	0-0-0%	0-0-0%
Total Yards	219	194
Rushing yards	123	139
Passing yards	96	55
Passes-comp.-Int.	22-10-0	24-13-0
Punts-avg.	8-38.5	7-41
Punt return yards	3-10	6-32
Kickoff return yards	4-73	5-192
Fumbles-lost	2-2	2-1
Penalties-yards	10-59	2-12
Field goals made-att	1-2	2-2
Time of possession	24:54	35:06

RUSHING									
TITANS	Att	Yds	Lg	TD	BILLS	Att	Yds	Lg	TD
E. George	29	106	9	0	A. Smith	14	79	44	2
S. McNair	6	19	10	1	J. Linton	5	25	12	0
R. Thomas	4	14	13	0	T. Thomas	5	10	9	0
					R. Johnson	3	9	4	0
<b>TOTALS</b>	<b>39</b>	<b>139</b>	<b>13</b>	<b>1</b>	<b>TOTALS</b>	<b>27</b>	<b>123</b>	<b>44</b>	<b>2</b>

PASSING									
TITANS	Att	Cmp	Yds	TD-I	BILLS	Att	Cmp	Yds	TD-I
S. McNair	24	13	76	0-1	R. Johnson	22	10	131	0-0
<b>TOTALS</b>	<b>24</b>	<b>13</b>	<b>76</b>	<b>0-1</b>	<b>TOTALS</b>	<b>22</b>	<b>10</b>	<b>131</b>	<b>0-0</b>

RECEIVING									
TITANS	Rec	Yds	Lg	TD	BILLS	Rec	Yds	Lg	TD
F. Wycheck	4	29	14	0	P. Price	5	62	15	0
J. Harris	4	20	10	0	E. Moulds	3	62	37	0
E. George	2	4	3	0	S. Gash	1	6	6	0
C. Sanders	1	11	11	0	B. Collins	1	1	1	0
Y. Thigpen	1	8	8	0					
K. Dyson	1	4	4	0					
<b>TOTALS</b>	<b>13</b>	<b>76</b>	<b>14</b>	<b>0</b>	<b>TOTALS</b>	<b>10</b>	<b>131</b>	<b>37</b>	<b>0</b>

#### INDIVIDUAL DEFENSE (press box stats)

**TITANS** – Leading Tackler: B. Bishop 6-1-7. Sacks: J. Kearse 2.0, J. Fisk 1.0, S. Rolle 1.0, J. Evans 1.0, K. Holmes 1.0. Int.: None. FF: J. Kearse 1. FR: B. Wortham 1.  
**BILLS** – Leading Tackler: J. Holecek 10-3-13. Sacks: B. Smith 2.5, P. Hansen 0.5. Int.: A. Winfield 1. FF: K. Schulz 1. FR: P. Hansen 1.

### AFC DIVISIONAL PLAYOFF GAME – 1999 Tennessee 19, Indianapolis 16 January 16, 2000 • RCA Dome

Eddie George ran for a franchise playoff-record 162 yards and a touchdown as the Tennessee Titans advanced to their first AFC Championship Game since 1979 with a 19-16 victory over the Indianapolis Colts at the RCA Dome. George's 68-yard touchdown run on the first drive of the third quarter gave the Titans the lead for good, and Tennessee's defense held rookie standout Edgerrin James to only 56 yards rushing on 20 carries. Al Del Greco set franchise post-season records for field goals in a game and a career, kicking two of his four field goals in each half to give him 11 for his career. Indiana native Blaine Bishop led the inspired Tennessee defense with 11 tackles and two passes defensed, and the defensive unit as a whole held Peyton Manning in check, with the second-year signal caller completing only 19 of 43 passes for 227 yards in the loss. The Colts pulled within three points with 1:51 remaining on Manning's 15-yard TD run, but Yancey Thigpen sealed Tennessee's victory by recovering Danny Knight's ensuing onside kick.

Indianapolis	3	6	0	7	16
Tennessee	0	6	7	6	19

TEAM	SCORING PLAY	QTR-LEFT
Colts	M. Vanderjagt 40 field goal	1-7:13
Titans	A. Del Greco 49 field goal	2-14:56
Colts	M. Vanderjagt 40 field goal	2-5:38
Titans	A. Del Greco 37 field goal	2-3:15
Colts	M. Vanderjagt 34 field goal	2-0:01
Titans	E. George 68 run (A. Del Greco kick)	3-13:19
Titans	A. Del Greco 25 field goal	4-12:57
Titans	A. Del Greco 43 field goal	4-4:19
Colts	P. Manning 15 run (M. Vanderjagt kick)	4-1:51

**Missed FG:** None  
**Attendance:** 57,097

	Colts	Titans
First downs	19	13
3rd-down conversion-att	5-15-33%	3-14-21%
4th-down conversion-att	0-1-0%	0-0-0%
Total yards	305	309
Rushing yards	78	197
Passing yards	227	112
Passes-comp.-Int.	43-19-0	24-13-0
Punts-avg.	7-48.6	5-52
Punt return yards	2-24	3-49
Kickoff return yards	6-87	2-47
Fumbles-lost	1-0	1-1
Penalties-yards	7-60	9-78
Field goals made-att	3-3	4-4
Time of possession	28:55	31:05

RUSHING									
TITANS	Att	Yds	Lg	TD	COLTS	Att	Yds	Lg	TD
E. George	26	162	68	1	E. James	20	56	14	0
S. McNair	7	35	29	0	P. Manning	2	22	15	1
<b>TOTALS</b>	<b>33</b>	<b>197</b>	<b>68</b>	<b>1</b>	<b>TOTALS</b>	<b>22</b>	<b>78</b>	<b>15</b>	<b>1</b>

PASSING									
TITANS	Att	Cmp	Yds	TD-I	COLTS	Att	Cmp	Yds	TD-I
S. McNair	24	13	112	0-0	P. Manning	43	19	227	0-0
<b>TOTALS</b>	<b>24</b>	<b>13</b>	<b>112</b>	<b>0-0</b>	<b>TOTALS</b>	<b>43</b>	<b>19</b>	<b>227</b>	<b>0-0</b>

RECEIVING									
TITANS	Rec	Yds	Lg	TD	COLTS	Rec	Yds	Lg	TD
Y. Thigpen	3	19	7	0	M. Harrison	5	65	25	0
F. Wycheck	3	16	6	0	J. Pathon	5	44	13	0
E. George	3	14	6	0	T. Wilkins	4	55	23	0
C. Sanders	2	38	26	0	K. Dilger	2	12	7	0
K. Dyson	2	25	15	0	E.G. Green	1	33	33	0
					M. Pollard	1	10	10	0
					E. James	1	8	8	0
<b>TOTALS</b>	<b>13</b>	<b>112</b>	<b>26</b>	<b>0</b>	<b>TOTALS</b>	<b>19</b>	<b>227</b>	<b>33</b>	<b>0</b>

#### INDIVIDUAL DEFENSE (press box stats)

**TITANS** – Leading Tackler: B. Bishop 6-1-7. Sacks: None. Int.: None. FF: D. Sidney 1. FR: None.  
**COLTS** – Leading Tackler: M. Barber 9-1-10. Sacks: None. Int.: None. FF: None. FR: M. Thomas 1.

## PLAYOFF GAME SUMMARIES

**AFC CHAMPIONSHIP GAME – 1999**  
**Tennessee 33, Jacksonville 14**  
**January 23, 2000 • Alltel Stadium**

The Titans advanced to the Super Bowl for the first time in franchise history by defeating the Jacksonville Jaguars for the third time in the same season, 33-14, at Alltel Stadium. Steve McNair ran for 91 yards and two second-half touchdowns, combining with Eddie George for 177 yards rushing on the afternoon. The Titans' defense turned in a dominant performance, forcing six Jacksonville turnovers, including two fumbles and two interceptions from Mark Brunell. Jacksonville led 14-7 on a 33-yard TD run by James Stewart. But the Titans then scored 26 unanswered points, including an Al Del Greco 34-yard field goal that cut the Jaguar lead to 14-10 at halftime. McNair scored on a 1-yard run with 9:24 remaining in the third quarter, and after Mark Brunell was dropped for a safety, Derrick Mason ran the ensuing free kick 80 yards for a touchdown. McNair scored his second touchdown of the game with seven minutes remaining, sealing the 33-14 outcome. The win gave the Titans their first AFC Championship since the AFL-NFL merger, and advanced them to Super Bowl XXXIV against St. Louis.

<b>Jacksonville</b> . . . . .	7	7	0	0	14
<b>Tennessee</b> . . . . .	7	3	16	7	33

TEAM	SCORING PLAY	QTR-LEFT
Jaguars	K. Brady 7 pass from M. Brunell (M. Hollis kick)	1-11:20
Titans	Y. Thigpen 9 pass from S. McNair (A. Del Greco kick)	1-5:30
Jaguars	J. Stewart 33 run (M. Hollis kick)	2-4:36
Titans	A. Del Greco 34 field goal	2-0:20
Titans	S. McNair 1 run (A. Del Greco kick)	3-9:24
Titans	M. Brunell sacked by J. Evans & J. Fisk for safety	3-5:13
Titans	D. Mason 80 kickoff return (A. Del Greco kick)	3-4:56
Titans	S. McNair 1 run (A. Del Greco kick)	4-6:59

**Missed FG:** None  
**Attendance:** 75,206

	Jaguars	Titans
First downs	20	17
3rd-down conversion-att	3-10-30%	3-10-30%
4th-down conversion-att	0-2-0%	0-0-0%
Total yards	360	289
Rushing yards	144	177
Passing yards	216	112
Passes-comp.-Int.	38-19-2	23-14-1
Punts-avg.	3-45.3	5-39.8
Punt return yards	3-2	2-14
Kickoff return yards	6-80	4-174
Fumbles-lost	5-4	5-3
Penalties-yards	9-100	5-39
Field goals made-att	0-0	1-1
Time of possession	28:24	31:36

RUSHING									
TITANS	Att	Yds	Lg	TD	JAGUARS	Att	Yds	Lg	TD
S. McNair	9	91	51	2	F. Taylor	19	110	31	0
E. George	25	86	20	0	J. Stewart	3	35	33	1
					M. Brunell	1	-1	-1	0
<b>TOTALS</b>	<b>34</b>	<b>177</b>	<b>51</b>	<b>2</b>	<b>TOTALS</b>	<b>23</b>	<b>144</b>	<b>33</b>	<b>1</b>

PASSING									
TITANS	Att	Cmp	Yds	TD-I	JAGUARS	Att	Cmp	Yds	TD-I
S. McNair	23	14	112	1-1	M. Brunell	38	19	226	1-2
<b>TOTALS</b>	<b>23</b>	<b>14</b>	<b>112</b>	<b>1-1</b>	<b>TOTALS</b>	<b>38</b>	<b>19</b>	<b>226</b>	<b>1-2</b>

RECEIVING									
TITANS	Rec	Yds	Lg	TD	JAGUARS	Rec	Yds	Lg	TD
J. Harris	3	33	15	0	K. McCardell	6	67	18	0
E. George	3	19	15	0	J. Smith	5	92	37	0
I. Byrd	2	19	11	0	K. Brady	5	44	17	1
Y. Thigpen	2	16	9	1	F. Taylor	2	16	9	0
F. Wycheck	2	12	8	0	D. Jones	1	7	7	0
K. Dyson	1	12	1	0					
L. Neal	1	1	1	0					
<b>TOTALS</b>	<b>14</b>	<b>112</b>	<b>15</b>	<b>1</b>	<b>TOTALS</b>	<b>19</b>	<b>226</b>	<b>37</b>	<b>1</b>

**INDIVIDUAL DEFENSE (press box stats)**

**TITANS** – Leading Tackler: E. Robinson 6-1-7. Sacks: B. Bishop 1.0, K. Holmes 1.0, J. Evans 0.5, J. Fisk 0.5. Int.: M. Robertson 1, D. Mitchell 1. FF: E. Robinson 2, B. Bishop 1, K. Holmes 1. FR: D. Walker 1, J. Kearse 1, J. Fisk 1.  
**JAGUARS**– Leading Tackler: K. Hardy 6-4-10. Sacks: T. Brackens 1.0. Int.: F. Bryant 1. FF: T. Brackens 1, L. Marts 1, K. Hardy 1. FR: L. Marts 1, T. Brackens 1.

**SUPER BOWL XXXIV – 1999**  
**St. Louis 23, Tennessee 16**  
**January 30, 2000 • Georgia Dome**

The Titans' magical season ended at the Georgia Dome, as receiver Kevin Dyson was stopped just short of the goal line on the game's last play by Rams linebacker Mike Jones in a 23-16 St. Louis victory. The play ended an inspired two-minute drive led by Steve McNair, who broke Super Bowl records for rushing yards by a quarterback in both one game and one play for the Titans. The Rams held a 9-0 lead at halftime, extending their lead to 16-0 on a nine yard TD reception by Torry Holt with 7:20 left in the third quarter. The Titans charged back on two touchdown runs by Eddie George, and tied the score at 16 on a 43-yard Al Del Greco field goal with 2:12 remaining. On the first play of the ensuing drive, Isaac Bruce broke free and scored on a 73-yard touchdown pass from Kurt Warner, giving the Rams a seven-point advantage. McNair then led a 12-play, 87-yard drive that culminated in the completion to Dyson. McNair's prolific day included 64 yards rushing. George, meanwhile, rushed for 95 yards to become the Titans' career playoff rushing leader.

<b>St. Louis</b> . . . . .	3	6	7	7	23
<b>Tennessee</b> . . . . .	0	0	6	10	16

TEAM	SCORING PLAY	QTR-LEFT
Rams	J. Wilkins 27 yd. field goal	1-3:00
Rams	J. Wilkins 29 yd. field goal	2-4:16
Rams	J. Wilkins 28 yd. field goal	2-0:15
Rams	T. Holt 9 yd. pass from K. Warner (J. Wilkins kick)	3-7:20
Titans	E. George 1 yd. run (two-pt attempt failed)	3-0:14
Titans	E. George 2 yd. run (A. Del Greco kick)	4-7:21
Titans	Del Greco 43 yd. field goal	4-2:12
Rams	I. Bruce 73 yd. pass from K. Warner (J. Wilkins kick)	4-1:54

**Missed FG:** J. Wilkins 34WR, A. Del Greco 47WL, 47B  
**Attendance:** 72,625

	Rams	Titans
First downs	23	27
3rd-down conversion-att	5-12-42%	6-13-46%
4th-down conversion-att	0-1-0%	1-1-100%
Total yards	436	367
Rushing yards	29	159
Passing yards	407	208
Passes-comp.-Int.	45-24-0	36-22-0
Punts-avg.	2-38.2	3-43
Punt return yards	2-8	1-1
Kickoff return yards	4-55	5-122
Fumbles-lost	2-0	1-0
Penalties-yards	8-60	7-45
Field goals made-att	3-4	1-3
Time of possession	23:34	36:26

RUSHING											
TITANS	Att	Yds	Lg	TD	RAMS	Att	Yds	Lg	TD		
E. George	28	95	13	2	M. Faulk	10	17	4	0		
S. McNair	8	64	23	0	R. Holcombe	1	11	11	0		
					K. Warner	1	1	1	0		
					M. Horan	1	0	0	0		
<b>TOTALS</b>	<b>36</b>	<b>159</b>	<b>23</b>	<b>2</b>	<b>TOTALS</b>	<b>13</b>	<b>29</b>	<b>11</b>	<b>0</b>		

PASSING											
TITANS	Att	Cmp	Yds	TD-I	RAMS	Att	Cmp	Yds	TD-I		
S. McNair	36	22	214	0-0	K. Warner	45	24	414	2-0		
<b>TOTALS</b>	<b>36</b>	<b>22</b>	<b>214</b>	<b>0-0</b>	<b>TOTALS</b>	<b>45</b>	<b>24</b>	<b>414</b>	<b>2-0</b>		

RECEIVING											
TITANS	Rec	Yds	Lg	TD	RAMS	Rec	Yds	Lg	TD		
J. Harris	7	64	21	0	T. Holt	7	109	32	1		
F. Wycheck	5	35	13	0	I. Bruce	6	162	73	1		
K. Dyson	4	41	16	0	M. Faulk	5	90	52	0		
E. George	2	35	32	0	A. Hakim	1	17	17	0		
I. Byrd	2	21	21	0	E. Conwell	1	16	16	0		
D. Mason	2	18	9	0	R. Proehl	1	11	11	0		
					R. Williams	1	9	9	0		
					R. Holcombe	1	1	1	0		
					F. Miller	1	-1	-1	0		
<b>TOTALS</b>	<b>22</b>	<b>214</b>	<b>32</b>	<b>0</b>	<b>TOTALS</b>	<b>24</b>	<b>414</b>	<b>73</b>	<b>2</b>		

**INDIVIDUAL DEFENSE (press box stats)**

**TITANS** – Leading Tackler: B. Bishop 4-1-5, A. Dorsett 1-4-5. Sacks: J. Fisk 1.0. Int.: None. FF: None. FR: None.  
**RAMS**– Leading Tackler: B. Jenkins 9-3-12. Sacks: K. Carter 1.0. Int.: None. FF: B. Jenkins 1. FR: None.



## PLAYOFF GAME SUMMARIES

### AFC DIVISIONAL PLAYOFF GAME – 2000 Baltimore 24, Tennessee 10 January 7, 2001 • Adelphia Coliseum

The Baltimore Ravens used big plays on defense and special teams to advance to the AFC Championship Game with a 24-10 victory over the Tennessee Titans at Adelphia Coliseum. Anthony Mitchell returned a blocked Al Del Greco field goal attempt 90 yards for a touchdown to break a 10-10 tie, and NFL Defensive Player of the Year Ray Lewis returned an interception 50 yards for a touchdown to seal Baltimore's win with 6:41 remaining in the fourth quarter. The Titans took control of the game early, as Eddie George capped off an opening drive that spanned 11 plays and 58 yards with a two-yard touchdown run. Regardless of the final score, it was a dominant performance by the Tennessee defense, as they held the Ravens to six first downs, 134 total yards, and only five completions by Baltimore quarterback Trent Dilfer. Offensively, the Titans dominated Baltimore in first downs (23 to 6), rushing yards (126 to 49) and passing yards (191 to 85), but Baltimore's big plays were ultimately too much to overcome. The loss ended the Titans' reign as AFC Champions and their season at 13-4.

<b>Baltimore</b> . . . . .	0	7	3	14	24
<b>Tennessee</b> . . . . .	7	0	3	0	10

TEAM	SCORING PLAY	QTR-LEFT
Titans	E. George 2 run (A. Del Greco kick)	1-7:43
Ravens	Ja. Lewis 1 run (M. Stover kick)	2-9:46
Titans	A. Del Greco 21 field goal	3-8:14
Ravens	M. Stover 38 field goal	3-3:05
Ravens	A. Mitchell 90 field goal return (M. Stover kick)	4-12:12
Ravens	R. Lewis 50 interception return (M. Stover kick)	4-6:41

**Missed FG:** A. Del Greco 45B, 31LU, 37B

**Attendance:** 68,527

	Ravens	Titans
First downs	6	23
3rd-down conversion-att	2-11-18%	5-16-31%
4th-down conversion-att	0-0-0%	0-2-0%
Total yards	134	317
Rushing yards	49	126
Passing yards	85	191
Passes-comp.-Int.	17-5-0	47-25-1
Punts-avg.	8-27.6	5-37.8
Punt return yards	1-4	2-5
Kickoff return yards	3-69	4-55
Fumbles-lost	0-0	0-0
Penalties-yards	7-50	6-55
Field goals made-att	1-1	1-4
Time of possession	19:31	40:29

RUSHING									
TITANS	Att	Yds	Lg	TD	RAVENS	Att	Yds	Lg	TD
E. George	27	91	15	1	Ja. Lewis	17	47	14	1
S. McNair	5	31	11	0	T. Dilfer	4	1	4	0
R. Thomas	1	4	4	0	Je. Lewis	1	1	1	0
					S. Gash	1	0	0	0
<b>TOTALS</b>	<b>33</b>	<b>126</b>	<b>15</b>	<b>1</b>	<b>TOTALS</b>	<b>23</b>	<b>49</b>	<b>14</b>	<b>1</b>

PASSING									
TITANS	Att	Cmp	Yds	TD-I	RAVENS	Att	Cmp	Yds	TD-I
S. McNair	46	24	176	0-1	T. Dilfer	16	5	117	0-0
N. O'Donnell	1	1	19	0-0	T. Banks	1	0	0	0-0
<b>TOTALS</b>	<b>47</b>	<b>25</b>	<b>195</b>	<b>0-1</b>	<b>TOTALS</b>	<b>17</b>	<b>5</b>	<b>117</b>	<b>0-0</b>

RECEIVING									
TITANS	Rec	Yds	Lg	TD	RAVENS	Rec	Yds	Lg	TD
E. George	8	5	10	0	Q. Ismail	3	53	33	0
D. Mason	7	88	19	0	S. Sharpe	1	56	56	0
F. Wycheck	5	31	13	0	B. Stokley	1	8	8	0
Y. Thigpen	3	25	11	0					
E. Kinney	1	9	9	0					
S. McNair	1	-10	-10	0					
<b>TOTALS</b>	<b>25</b>	<b>195</b>	<b>19</b>	<b>0</b>	<b>TOTALS</b>	<b>5</b>	<b>117</b>	<b>56</b>	<b>0</b>

**INDIVIDUAL DEFENSE (press box stats)**

**TITANS** – Leading Tackler: R. Godfrey 7-2-9. Sacks: R. Godfrey 1.0, J. Fisk 1.0, H. Ford 1.0. Int.: None. FF: None. FR: None.

**RAVENS** – Leading Tackler: R. Lewis 9-3-12. Sacks: S. Adams 1.0. Int.: R. Lewis 1. FF: None. FR: None.

### AFC DIVISIONAL PLAYOFF GAME – 2002 Tennessee 34, Pittsburgh 31 (OT) January 11, 2003 • Adelphia Coliseum

Joe Nedney got a chance for redemption and made a 26-yard field goal 2:15 into overtime that gave the Titans a bruising 34-31 playoff victory over the Pittsburgh Steelers. The kick was the result of a penalty on the previous play by cornerback Dewayne Washington. He drew a 5-yard flag for running into Nedney, giving the kicker another chance after he hooked a 31-yard attempt wide right. Titans quarterback Steve McNair passed for 338 yards and two touchdowns in the game, while tight end Frank Wycheck set a career high with 123 yards on 10 receptions. The Titans scored the game's first 14 points on McNair and Eddie George runs before the Steelers responded with 20 unanswered points. Wycheck and Erron Kinney each caught touchdown passes in the second half. Nedney's game-winner gave the Titans their first victory in four playoff games against Pittsburgh and propelled them into the AFC Championship Game at Oakland.

<b>Pittsburgh</b> . . . . .	0	13	7	11	0	31
<b>Tennessee</b> . . . . .	14	0	14	3	3	34

TEAM	SCORING PLAY	QTR-LEFT
Titans	S. McNair 8 run (J. Nedney kick)	1-11:01
Titans	E. George 1 run (J. Nedney kick)	1-0:17
Steelers	H. Ward 8 pass from T. Maddox (J. Reed kick)	2-9:29
Steelers	J. Reed 30 field goal	2-6:47
Steelers	J. Reed 39 field goal	2-0:00
Steelers	A. Zereoue 31 run (J. Reed kick)	3-14:37
Titans	F. Wycheck 7 pass from S. McNair (J. Nedney kick)	3-9:37
Titans	E. Kinney 2 pass from S. McNair (J. Nedney kick)	3-4:38
Steelers	H. Ward 21 pass from T. Maddox (H. Ward to P. Burress pass)	4-10:09
Steelers	J. Reed 40 yd. field goal	4-8:30
Titans	J. Nedney 42 yd. field goal	4-5:40
Titans	J. Nedney 26 yd. field goal	5-12:45

**Missed FG:** J. Reed 44WL, J. Nedney 48WR

**Attendance:** 68,809

	Steelers	Titans
First downs	21	29
3rd-down conversion-att	4-14-29%	12-18-67%
4th-down conversion-att	0-0-0%	1-1-100%
Total yards	324	430
Rushing yards	67	99
Passing yards	257	331
Passes-comp.-Int.	42-21-1	45-27-2
Punts-avg.	6-31.8	4-28.8
Punt return yards	2-14	1-9
Kickoff return yards	6-138	7-116
Fumbles-lost	0-0	2-2
Penalties-yards	6-41	8-92
Field goals made-att	3-4	2-3
Time of possession	24:43	37:32

RUSHING									
TITANS	Att	Yds	Lg	TD	STEELERS	Att	Yds	Lg	TD
E. George	15	33	9	1	A. Zereoue	14	49	31	1
S. McNair	8	29	8	1	A. Randle El	1	11	11	0
D. Mason	2	20	16	0	J. Bettis	3	6	4	0
R. Holcombe	11	17	11	0	H. Ward	2	1	1	0
<b>TOTALS</b>	<b>36</b>	<b>99</b>	<b>16</b>	<b>2</b>	<b>TOTALS</b>	<b>20</b>	<b>67</b>	<b>31</b>	<b>1</b>

PASSING									
TITANS	Att	Cmp	Yds	TD-I	STEELERS	Att	Cmp	Yds	TD-I
S. McNair	44	27	338	2-2	T. Maddox	41	21	266	2-1
N. O'Donnell	1	0	0	0-0	A. Randle El	1	0	0	0-0
<b>TOTALS</b>	<b>45</b>	<b>27</b>	<b>338</b>	<b>2-0</b>	<b>TOTALS</b>	<b>42</b>	<b>21</b>	<b>266</b>	<b>2-1</b>

RECEIVING									
TITANS	Rec	Yds	Lg	TD	STEELERS	Rec	Yds	Lg	TD
F. Wycheck	10	123	39	1	H. Ward	7	82	21	2
D. Bennett	7	85	20	0	A. Randle El	4	53	30	0
D. Mason	5	47	18	0	T. Mathis	3	40	22	0
J. McCareins	2	53	31	0	P. Burress	2	62	40	0
E. Kinney	2	20	18	1	D. Kreider	2	14	8	0
R. Holcombe	1	10	10	0	A. Zereoue	2	10	6	0
					C. Ma'afala	1	5	5	0
<b>TOTALS</b>	<b>27</b>	<b>338</b>	<b>39</b>	<b>2</b>	<b>TOTALS</b>	<b>21</b>	<b>266</b>	<b>40</b>	<b>2</b>

**INDIVIDUAL DEFENSE (press box stats)**

**TITANS** – Leading Tackler: K. Bulluck 5-4-9. Sacks: D. Mitchell 1.0. Int.: S. Rolle 1. FF: None. FR: None.

**STEELERS** – Leading Tackler: L. Flowers 9-2-11, L. Foote 7-4-11. Sacks: K. Von Oelhoffen 1.0. Int.: D. Townsend 1, C. Scott 1. FF: C. Hampton 1. FR: L. Flowers 1, A. Smith 1.

# PLAYOFF GAME SUMMARIES

## AFC CHAMPIONSHIP GAME – 2002 Oakland 41, Tennessee 24

January 19, 2003 • Network Associates Stadium

The Raiders scored 14 unanswered points in the fourth quarter, closing out the Titans 41-24 to advance to Super Bowl XXXVII against Tampa Bay. Steve McNair's second rushing touchdown of the game pulled Tennessee within 27-24 at the end of the third quarter, but Rich Gannon scored on a 2-yard run and Zack Crockett added a 7-yard scoring run, ending a drive that consumed 6:29 on the clock late in the contest. The game's momentum changed before halftime when Oakland turned back-to-back fumbles by Tennessee into 10 points to close out the first half, taking a 24-17 lead at intermission. The Titans had scored 10 unanswered points to take their first lead of the game, 17-14, on McNair's 9-yard rushing touchdown. But a fumble by Robert Holcombe turned into a 1-yard touchdown pass from Gannon to Doug Jolley two plays later. Then John Simon fumbled the ensuing kickoff which Sebastian Janikowski turned into a 43-yard field goal as time expired at intermission.

Tennessee	7	10	7	0	24
Oakland	14	10	3	14	41

TEAM	SCORING PLAY	QTR-LEFT
Raiders	J. Porter 3 pass from R. Gannon (S. Janikowski kick)	1-10:59
Titans	D. Bennett 33 pass from S. McNair (J. Nedney kick)	1-5:59
Raiders	C. Garner 12 pass from R. Gannon (S. Janikowski kick)	1-2:47
Titans	J. Nedney 29 field goal	2-12:39
Titans	S. McNair 9 run (J. Nedney kick)	2-2:47
Raiders	S. Jolley 1 pass from R. Gannon (S. Janikowski kick)	2-1:00
Raiders	S. Janikowski 43 field goal	2-0:00
Raiders	S. Janikowski 32 field goal	3-4:29
Titans	S. McNair 13 run (C. Hentrich kick)	3-0:31
Raiders	R. Gannon 2 run (S. Janikowski kick)	4-11:27
Raiders	Z. Crockett 7 run (S. Janikowski kick)	4-3:25

Missed FG: None  
Attendance: 62,544

	Raiders	Titans
First downs	25	28
3rd-down conversion-att	4-9-44%	6-12-50%
4th-down conversion-att	0-0-0%	0-2-0%
Total yards	375	312
Rushing yards	89	138
Passing yards	286	174
Passes-comp.-Int.	41-29-0	36-21-0
Punts-avg.	3-40	3-32.0
Punt return yards	0-0	1-11
Kickoff return yards	5-143	7-131
Fumbles-lost	3-1	2-2
Penalties-yards	14-127	7-60
Field goals made-att	2-2	1-1
Time of possession	26:25	33:35

RUSHING									
TITANS	Att	Yds	Lg	TD	RAIDERS	Att	Yds	Lg	TD
E. George	15	67	17	0	R. Gannon	8	41	14	1
S. McNair	5	53	16	2	C. Garner	7	36	18	0
R. Holcombe	9	24	7	0	Z. Crockett	1	7	7	1
C. Hentrich	1	-6	-6	0	T. Wheatley	1	5	5	0
<b>TOTALS</b>	<b>30</b>	<b>138</b>	<b>17</b>	<b>2</b>	<b>TOTALS</b>	<b>17</b>	<b>89</b>	<b>18</b>	<b>2</b>

PASSING									
TITANS	Att	Cmp	Yds	TD-I	RAIDERS	Att	Cmp	Yds	TD-I
S. McNair	36	21	194	1-0	R. Gannon	41	29	286	3-0
<b>TOTALS</b>	<b>36</b>	<b>21</b>	<b>194</b>	<b>1-0</b>	<b>TOTALS</b>	<b>41</b>	<b>29</b>	<b>286</b>	<b>3-0</b>

RECEIVING									
TITANS	Rec	Yds	Lg	TD	RAIDERS	Rec	Yds	Lg	TD
D. Mason	5	41	14	0	T. Brown	9	73	14	0
R. Holcombe	5	25	9	0	C. Garner	7	55	17	1
F. Wycheck	4	41	18	0	J. Rice	5	79	29	0
D. Bennett	3	58	33	1	J. Porter	4	52	31	1
E. Kinney	2	15	14	0	D. Jolley	3	13	7	1
E. George	1	9	9	0	J. Ritchie	1	14	14	0
E. Berlin	1	5	5	0					
<b>TOTALS</b>	<b>21</b>	<b>194</b>	<b>33</b>	<b>1</b>	<b>TOTALS</b>	<b>29</b>	<b>286</b>	<b>31</b>	<b>3</b>

### INDIVIDUAL DEFENSE (press box stats)

**TITANS** – Leading Tackler: D. Mitchell 7-1-8. Sacks: None. Int.: None. FF: T. Williams 1, K. Carter 1. FR: S. Rolle 1.

**RAIDERS** – Leading Tackler: E. Barton 7-1-8, C. Woodson 5-3-8. Sacks: N. Harris 1, J. Parrella 1. Int.: None. FF: E. Barton 1. FR: A. Dorsett 1.

## AFC WILD CARD PLAYOFF GAME – 2003 Tennessee 20, Baltimore 17

January 3, 2004 – M&T Bank Stadium

NFL career scoring leader Gary Anderson kicked a 46-yard field goal with 29 seconds left after a courageous effort by a limping Steve McNair, giving the Titans a 20-17 victory in the first-round AFC Wild Card playoff game. McNair, named the league's co-MVP just 24 hours before kickoff, engineered an eight-play, 35-yard drive to set up the winning kick, and Eddie George finished with 88 yards on 25 carries, despite playing with a dislocated shoulder in the second half. In the process, Tennessee snapped a five-game losing streak against the Ravens. The Titans held 2003 NFL rushing champion Jamal Lewis to a season-low 35 yards. The Titans got the better of Ravens linebacker Ray Lewis, the AP NFL Defensive Player of the Year. George ran repeatedly at him all game, dispelling any myth that Lewis owned the 1-on-1 battle. The Titans took a 14-10 lead in the third quarter when McNair threw a 49-yard touchdown pass to Justin McCareins. Tennessee took a 7-0 lead in the first quarter on Chris Brown's first career touchdown from six yards out. The Titans held Lewis to 12 yards rushing on seven carries in the first half and outgained Baltimore 108-15 in the first quarter.

Tennessee	7	0	7	6	20
Baltimore	7	3	0	7	17

TEAM	SCORING PLAY	QTR-LEFT
Titans	C. Brown 6 run (G. Anderson kick)	1-8:54
Ravens	W. Demps 56 interception return (M. Stover kick)	1-6:12
Ravens	M. Stover 43 field goal	2-1:55
Titans	J. McCareins 49 pass from S. McNair (G. Anderson kick)	3-7:59
Titans	G. Anderson 45 field goal	4-9:13
Ravens	T. Heap 35 pass from A. Wright (M. Stover kick)	4-4:30
Titans	G. Anderson 46 field goal	4-0:29

Missed FG: None  
Attendance: 69,452

	Ravens	Titans
First downs	12	16
3rd-down conversion-att	3-12-25%	6-15-40%
4th-down conversion-att	0-0-0%	0-0-0%
Total yards	255	324
Rushing yards	54	165
Passing yards	201	159
Passes-comp.-Int.	37-20-2	23-14-3
Punts-avg.	8-48.8	6-44.7
Punt return yards	2-2	6-70
Kickoff return yards	4-79	4-61
Fumbles-lost	1-0	0-0
Penalties-yards	8-70	6-55
Field goals made-att	1-1	2-2
Time of possession	24:52	35:08

RUSHING									
TITANS	Att	Yds	Lg	TD	RAVENS	Att	Yds	Lg	TD
E. George	25	88	13	0	J. Lewis	14	35	8	0
C. Brown	11	61	16	1	A. Wright	2	19	11	0
S. McNair	4	16	9	0					
<b>TOTALS</b>	<b>40</b>	<b>165</b>	<b>16</b>	<b>1</b>	<b>TOTALS</b>	<b>16</b>	<b>54</b>	<b>11</b>	<b>0</b>

PASSING									
TITANS	Att	Cmp	Yds	TD-I	RAVENS	Att	Cmp	Yds	TD-I
S. McNair	23	14	159	1-3	A. Wright	37	20	214	1-2
<b>TOTALS</b>	<b>23</b>	<b>12</b>	<b>159</b>	<b>1-3</b>	<b>TOTALS</b>	<b>37</b>	<b>20</b>	<b>214</b>	<b>1-2</b>

RECEIVING									
TITANS	Rec	Yds	Lg	TD	RAVENS	Rec	Yds	Lg	TD
D. Mason	3	28	12	0	T. Taylor	7	82	30	0
J. McCareins	2	62	49	1	T. Heap	6	80	35	1
F. Wycheck	2	17	14	0	C. Taylor	2	19	16	0
E. Kinney	2	12	6	0	T. Jones	2	16	9	0
E. George	2	9	6	0	J. Lewis	2	4	6	0
D. Bennett	1	17	17	0	M. Robinson	1	13	13	0
T. Calico	1	12	12	0					
C. Brown	1	2	2	0					
<b>TOTALS</b>	<b>14</b>	<b>159</b>	<b>49</b>	<b>1</b>	<b>TOTALS</b>	<b>20</b>	<b>214</b>	<b>35</b>	<b>1</b>

### INDIVIDUAL DEFENSE (press box stats)

**TITANS** – Leading Tackler: K. Bulluck 8-0-8. Sacks: A. Haynesworth 1.0, K. Carter 1. Int.: S. Rolle 1, A. Dyson 1. FF: None. FR: None.

**RAVENS** – Leading Tackler: R. Lewis 11-6-17. Sacks: None. Int.: W. Demps 1, C. McAlister 1, E. Reed 1. FF: None. FR: None.

## PLAYOFF GAME SUMMARIES

**AFC DIVISIONAL PLAYOFF GAME – 2003**  
**New England 17, Tennessee 14**  
**January 10, 2004 – Gillette Stadium**

NFL co-MVP Steve McNair almost single-handedly took Tennessee downfield in the final minutes. But the man playing with a cracked bone spur in his left ankle saw his final pass fall in and out of the hands of Drew Bennett with 1:45 remaining in a 17-14 playoff loss to the eventual Super Bowl champion New England Patriots. The Titans (13-5) were trying to return to the AFC Championship for the third time in five seasons, and McNair nearly got them there. He tied the game with an 11-yard touchdown pass to Derrick Mason in the third quarter on a drive in which he was a perfect five of five for 59 yards. But the Titans came up just short on the final drive that included a pair of controversial calls against Tennessee. The game-time temperature at kickoff was four degrees with a wind-chill of minus 10. Winds were blowing at 10 mph. It marked the coldest game in both Patriots and Titans history. Rookie running back Chris Brown scored his second career touchdown – and second of the post-season – when he crossed the end zone from five yards out to tie the game at 7 in the first quarter.

Tennessee	..... 7	0	7	0	14
New England	..... 7	7	0	3	17

TEAM	SCORING PLAY	QTR-LEFT
Patriots	B. Johnson 41 pass from T. Brady (A. Vinatieri kick)	1-10:59
Titans	C. Brown 5 run (G. Anderson kick)	1-7:31
Patriots	A. Smith 1 run (A. Vinatieri kick)	2-13:46
Titans	D. Mason 11 pass from S. McNair (G. Anderson kick)	3-4:14
Patriots	A. Vinatieri 46 yd. field goal	4-4:06

**Missed FG:** G. Anderson 31B, A. Vinatieri 44WL  
**Attendance:** 68,436

	Patriots	Titans
First downs	18	16
3rd-down conversion-att	7-16-44%	7-13-54%
4th-down conversion-att	2-3-67%	0-1-0%
Total yards	297	284
Rushing yards	96	84
Passing yards	201	200
Passes-comp.-Int.	41-21-0	26-18-1
Punts-avg.	4-27.0	4-34.0
Punt return yards	1-9	0-0
Kickoff return yards	3-48	4-92
Fumbles-lost	1-1	0-0
Penalties-yards	2-14	9-55
Field goals made-att	1-2	0-1
Time of possession	28:02	31:58

RUSHING									
TITANS	Att	Yds	Lg	TD	PATRIOTS	Att	Yds	Lg	TD
E. George	16	48	9	0	A. Smith	16	69	17	1
C. Brown	7	35	13	1	K. Faulk	5	22	8	0
S. McNair	2	11	12	0	T. Brady	5	5	5	0
F. Wycheck	1	-10	-10	0	L. Centers	1	0	0	0
<b>TOTALS</b>	<b>26</b>	<b>84</b>	<b>13</b>	<b>1</b>	<b>TOTALS</b>	<b>27</b>	<b>96</b>	<b>17</b>	<b>1</b>

PASSING									
TITANS	Att	Cmp	Yds	TD-I	PATRIOTS	Att	Cmp	Yds	TD-I
S. McNair	26	18	210	1-1	T. Brady	41	21	201	1-0
<b>TOTALS</b>	<b>26</b>	<b>18</b>	<b>210</b>	<b>1-1</b>	<b>TOTALS</b>	<b>41</b>	<b>21</b>	<b>201</b>	<b>1-0</b>

RECEIVING									
TITANS	Rec	Yds	Lg	TD	PATRIOTS	Rec	Yds	Lg	TD
D. Mason	7	90	28	1	D. Givens	4	26	8	0
D. Bennett	3	48	24	0	C. Fauria	3	42	19	0
J. McCareins	2	21	11	0	K. Faulk	3	31	19	0
F. Wycheck	2	9	6	0	D. Branch	3	10	6	0
E. George	2	7	4	0	B. Johnson	2	55	41	1
T. Calico	1	30	30	0	T. Brown	2	11	7	0
E. Kinney	1	5	5	0	D. Ward	1	22	22	0
					L. Centers	1	4	4	0
					A. Smith	1	1	1	0
					D. Graham	1	-1	-1	0
<b>TOTALS</b>	<b>18</b>	<b>210</b>	<b>30</b>	<b>1</b>	<b>TOTALS</b>	<b>21</b>	<b>201</b>	<b>41</b>	<b>1</b>

**INDIVIDUAL DEFENSE (press box stats)**

**TITANS** – Leading Tackler: P. Sirmon 9-3-12. Sacks: None. Int.: None. FF: K. Carter 1. FR: C. Hall 1.

**PATRIOTS** – Leading Tackler: T. Bruschi 5-4-9. Sacks: W. McGinest 2.0, M. Vrabel 1.0. Int.: R. Harrison 1. FF: None. FR: None.

**AFC WILD CARD – 2007**  
**Chargers 17, Titans 6**  
**January 6, 2008 – Qualcomm Stadium**

A pair of Rob Bironas field goals and a defense that held San Diego to 94 first-half yards enabled the Titans to take a 6-0 halftime lead in their first playoff game in four years. But San Diego scored 17 unanswered points in the second half, exploding for 256 yards, in a 17-6 victory at Qualcomm Stadium. Running back LaDainian Tomlinson was held to 42 yards, but got to celebrate the first playoff victory in three tries in his brilliant career. The Titans bottled up Tomlinson, the two-time NFL rushing champion, and dared quarterback Philip Rivers to beat them. The second-year starter did just that, throwing a 25-yard touchdown pass to Vincent Jackson late in the third quarter that gave San Diego its first lead at 10-6. Tomlinson finally found the end zone midway through the fourth quarter on a fourth-down leap over the pile from inside the 1-yard line that survived a video replay. Tennessee's defense dominated in the first half, holding San Diego to just 10 total yards and without a first down in the first quarter.

Tennessee	..... 3	3	0	0	6
San Diego	..... 0	0	10	7	17

TEAM	SCORING PLAY	QTR-LEFT
Titans	R. Bironas 30 field goal	1- 9:37
Titans	R. Bironas 44 field goal	2- 0:00
Chargers	N. Kaeding 20 field goal	3- 9:41
Chargers	V. Jackson 25 pass from P. Rivers (N. Kaeding kick)	3- 2:35
Chargers	L. Tomlinson 1 run (N. Kaeding kick)	4- 8:45

**Missed FG:** Kaeding, SD (45WR); Bironas, Tenn. (38WL)  
**Attendance:** 65,640

	Titans	Chargers
First downs	15	17
3rd-down conversion-att	9-16-56%	8-15-53%
4th-down conversion-att	0-0-0%	1-1-100%
Total yards	248	350
Rushing yards	119	68
Passing yards	129	282
Passes-comp.-Int.	29-16-1	30-19-1
Sacked-yards	3-9	1-10
Punts-avg.	5-39.6	4-40.8
Punt return yards	2-15	2-12
Kickoff return yards	4-71	2-40
Fumbles-lost	1-1	1-0
Penalties-yards	6-38	5-53
Field goals made-att	2-3	1-2
Time of possession	27:41	32:19

RUSHING													
TITANS	Att	Yds	Lg	TD	CHARGERS	Att	Yds	Lg	TD				
L. White	19	69	13	0	L. Tomlinson	21	42	12	1				
A. Hall	3	14	11	0	M. Turner	9	28	11	0				
C. Brown	4	13	5	0	P. Rivers	2	-2	-1	0				
V. Young	2	12	9	0									
C. Davis	1	11	11	0									
C. Henry	1	0	0	0									
<b>TOTALS</b>	<b>30</b>	<b>119</b>	<b>13</b>	<b>0</b>	<b>TOTALS</b>	<b>32</b>	<b>68</b>	<b>12</b>	<b>1</b>				

PASSING													
TITANS	Att	Cmp	Yds	TD-I	CHARGERS	Att	Cmp	Yds	TD-I				
V. Young	29	16	138	0-1	P. Rivers	30	19	292	1-1				
<b>TOTALS</b>	<b>29</b>	<b>16</b>	<b>138</b>	<b>0-1</b>	<b>TOTALS</b>	<b>30</b>	<b>19</b>	<b>292</b>	<b>1-1</b>				

RECEIVING													
TITANS	Rec	Yds	Lg	TD	CHARGERS	Rec	Yds	Lg	TD				
B. Troupe	3	44	26	0	C. Chambers	6	121	39	0				
E. Moulds	3	18	10	0	V. Jackson	5	114	34	1				
B. Hartsock	3	16	6	0	L. Tomlinson	3	19	9	0				
B. Ealy	2	17	9	0	B. Manumaleuna	2	18	9	0				
C. Davis	2	11	7	0	A. Gates	2	15	16	0				
J. Gage	1	19	19	0	C. Davis	1	5	5	0				
A. Hall	1	16	16	0									
L. White	1	-3	-3	0									
<b>TOTALS</b>	<b>16</b>	<b>138</b>	<b>26</b>	<b>0</b>	<b>TOTALS</b>	<b>19</b>	<b>292</b>	<b>39</b>	<b>1</b>				

**INDIVIDUAL DEFENSE**

(Opponents - press box stats; Titans - coaching stats)

**TITANS** – Leading Tackler: K. Bulluck 10-8-2. Sacks: C. Finnegan 1-10. Int.: C. Finnegan 1. FF: C. Finnegan 1. FR: None.

**CHARGERS** – Leading Tackler: S. Phillips 10-9-1. Sacks: S. Merriman 1-4, J. Cesaire 1-3, L. Castillo 1-2. Int.: D. Florence 1. FF: S. Merriman 1. FR: S. Phillips 1.

## PLAYOFF GAME SUMMARIES

**AFC DIVISIONAL GAME - 2008**  
**Titans 10, Ravens 13**  
**Saturday, Jan. 10, 2009 • LP Field**

Matt Stover connected on a 43-yard field goal with under a minute to play that proved to be the difference as the Ravens defeated the Titans 13-10 in a Divisional Round playoff game at LP Field. Despite being outgained 391-211 in total yards and gaining nine first downs to Tennessee's 21, Baltimore forced three turnovers, all as the Titans were driving inside the Ravens' 30-yard line. Receiver Justin Gage caught a career-high 10 balls for 135 yards, second in his career only to his 147-yard effort in Jacksonville earlier in the season. The Titans were held without a sack for the first time since Week 8. It marked only the third time all season that the Titans did not force a turnover. Defensively, Tennessee held a Baltimore rushing attack averaging four yards-per-carry to 50 yards on 30 carries. Chris Johnson rushed for 72 yards in the first quarter before leaving the game with an injured ankle.

<b>Baltimore</b> . . . . .	7	0	0	6	13
<b>Tennessee</b> . . . . .	7	0	0	3	10

TEAM	SCORING PLAY	QTR-LEFT
Titans	C. Johnson 8 run (R. Bironas kick)	1- 4:38
Ravens	D. Mason 48 pass from J. Flacco (M. Stover kick)	1- 1:20
Ravens	M. Stover 21 field goal	4-14:10
Titans	R. Bironas 27 field goal	4- 4:23
Ravens	M. Stover 43 field goal	4- 0:53

**Missed FG:** R. Bironas, Tenn. (51WL)  
**Attendance:** 69,143

	Ravens	Titans
First downs	9	21
3rd-down conversion-att	3-13-23%	4-14-29%
4th-down conversion-att	0-0-0%	0-2-0%
Total yards	211	391
Rushing yards	50	116
Passing yards	161	275
Passes-comp.-Int.	22-11-0	42-26-1
Sacked-yards	0-0	1-6
Punts-avg.	8-42.8	4-53.3
Punt return yards	1-29	3-8
Kickoff return yards	1-15	4-104
Fumbles-lost	0-0	5-2
Penalties-yards	8-40	12-89
Field goals made-att	2-2	1-2
Time of possession	25:53	34:07

RUSHING									
RAVENS	Att	Yds	Lg	TD	TITANS	Att	Yds	Lg	TD
W. McGahee	12	32	11	0	C. Johnson	11	72	32	1
L. McClain	12	12	8	0	L. White	15	45	12	0
J. Flacco	5	5	3	0	K. Collins	1	0	0	0
L. Neal	1	1	1	0	Q. Ganther	1	-1	-1	0
<b>TOTALS</b>	<b>30</b>	<b>50</b>	<b>11</b>	<b>0</b>	<b>TOTALS</b>	<b>28</b>	<b>116</b>	<b>32</b>	<b>1</b>

PASSING									
RAVENS	Att	Cmp	Yd	TD-I	TITANS	Att	Cmp	Yd	TD-I
J. Flacco	22	11	161	1-0	K. Collins	42	26	281	0-1
<b>TOTALS</b>	<b>22</b>	<b>11</b>	<b>161</b>	<b>1-0</b>	<b>TOTALS</b>	<b>42</b>	<b>26</b>	<b>281</b>	<b>0-1</b>

RECEIVING									
RAVENS	Rec	Yds	Lg	TD	TITANS	Rec	Yds	Lg	TD
D. Mason	5	78	48	1	J. Gage	10	135	24	0
M. Clayton	2	45	37	0	L. White	4	35	19	0
T. Heap	1	23	23	0	B. Scaife	4	23	14	0
L. Neal	1	7	7	0	J. McCareins	2	24	17	0
D. Wilcox	1	4	4	0	B. Jones	2	16	11	0
W. McGahee	1	4	4	0	A. Crumpler	2	9	7	0
					C. Johnson	1	28	28	0
					A. Hall	1	11	11	0
<b>TOTALS</b>	<b>11</b>	<b>161</b>	<b>48</b>	<b>1</b>	<b>TOTALS</b>	<b>26</b>	<b>281</b>	<b>28</b>	<b>0</b>

## INDIVIDUAL DEFENSE

(Titans - Coaching Stats; Opponents - Press Box Stats)

**TITANS** – Leading Tacklers: Bulluck 8-5-3. Sacks: None. Int.: None. FF: None. FR: None.

**RAVENS** – Leading Tacklers: R. Lewis 11-8-3, B. Scott 11-9-2. Sacks: T. Suggs 1. Int.: S. Rolle 1. FF: Johnson 1, Leonhard 1, Lewis 1. FR: Leonhard 1, Washington 1.