

New License Key Delivery for Analytics Solutions for SAP Business One

PRE-REQUIREMENTS

1. S-User Logon and Password for SMP
2. S-User has rights to request license keys
3. SAP BusinessObjects or SAP Business One installation number for order with
 - SAP Crystal Dashboards for Business One,
 - SAP Crystal Reports for SAP Business One
 - SAP Lumira, version for SAP Business One

REQUESTING KEYS

1. Go to license key request application <http://support.sap.com/licensekey> in SAP Support Portal on SAP Service Marketplace.
Or start immediately the application using <https://launchpad.support.sap.com/#/licensekey/wizard>.
2. Follow the license key application process to obtain the permanent key.

Keys

When working with SAP software, various types of keys may be needed such as license keys to activate the product, migration keys, developer and object (SSCR) keys, plus your own namespaces to modify it.

License Keys

For most on premise products, you require license keys before you can use the product. License keys are associated with a system on your landscape, and therefore you need to first select a system and then manage its license key.

To request license keys, you need the authorization *Request License Keys*, if you are unsure of what your authorizations are then you may [check your authorizations](#) under your profile. To extend your authorizations please [contact your company's super administrator](#).

Note: Analytics Solutions from SAP has [emergency License Keys \(zip file\)](#) you can use while your request for a permanent license key is being processed.

[Launch the License Key Application](#)

[License Keys Help](#)

a. Step 1

Select the Customer for which you want to request the license key and choose the SAP BusinessObjects or SAP Business One installation number which was created for your order. You can also type in or paste the Installation Number into the corresponding field.

1- Installations 2- Systems 3- Details

Select installation number using filters

Customer:

Product:

Installation Number:

Or enter the installation number directly



Installation Number:

b. Step 2

Click the '+' icon to 'Add New System' for system setup

1- Installations 2- Systems 3- Details

> Installation . . . Licenses

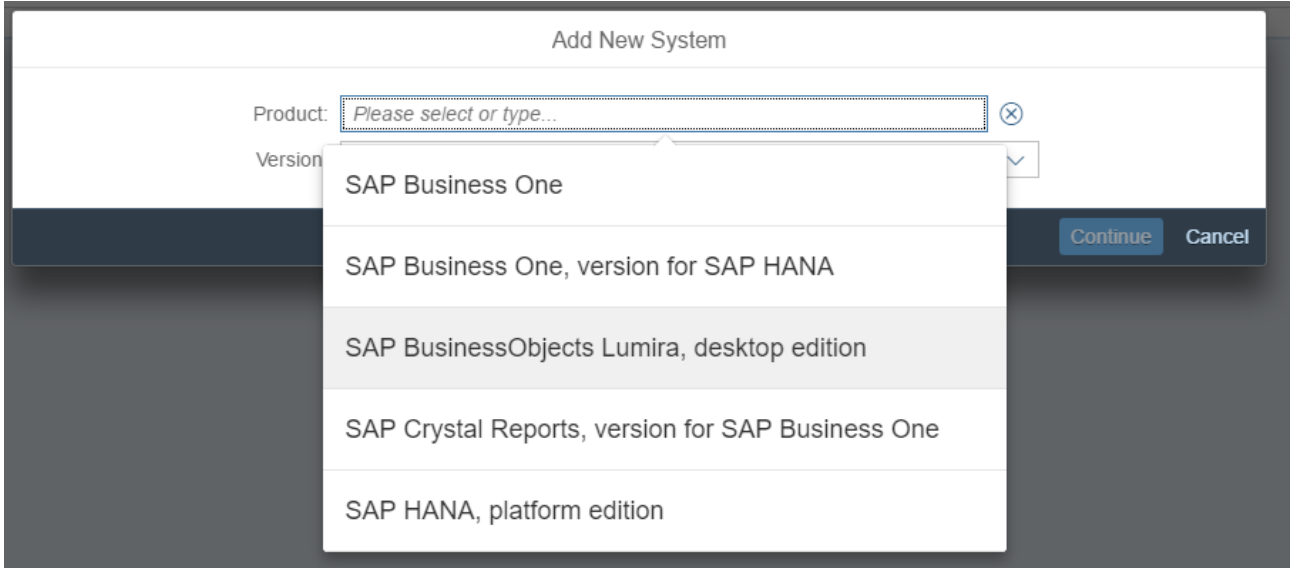
Systems +  

SID	System Number	System Name	Product Version	System Type	Add System
No systems have been created under this installation number. Click + to create a new system and start the key request process.					

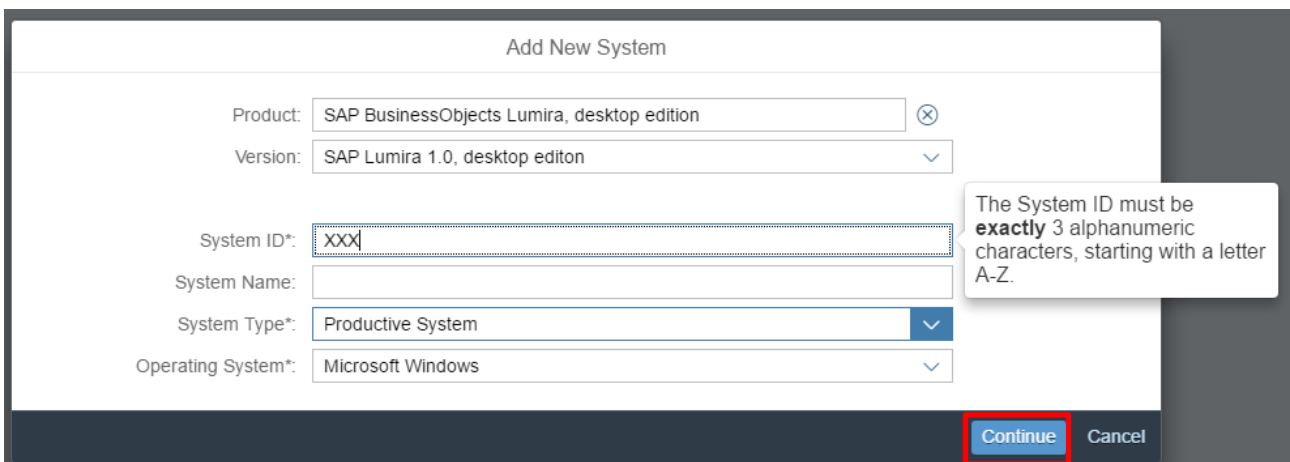
c. Step 3

Select Product, product Version and insert system details

- i. Select SAP Product field, example is 'SAP Lumira, desktop edition'
- ii. Select product version
- iii. Then System ID, System name, System Type and Operating System
- iv. Click 'Continue'



The screenshot shows the 'Add New System' dialog box. The 'Product' field is active, displaying a dropdown menu with the following options: 'SAP Business One', 'SAP Business One, version for SAP HANA', 'SAP BusinessObjects Lumira, desktop edition' (highlighted), 'SAP Crystal Reports, version for SAP Business One', and 'SAP HANA, platform edition'. The 'Continue' button is highlighted in blue.

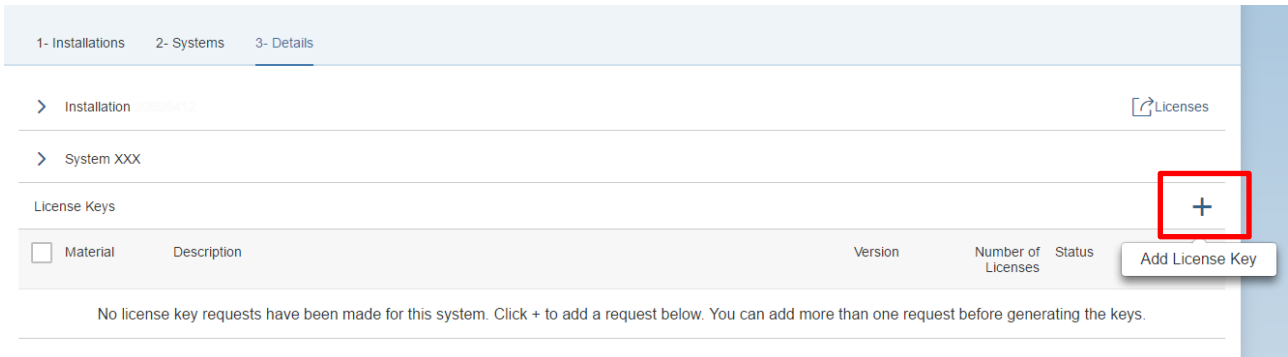


The screenshot shows the 'Add New System' dialog box with the following fields filled out: 'Product' is 'SAP BusinessObjects Lumira, desktop edition', 'Version' is 'SAP Lumira 1.0, desktop editon', 'System ID*' is 'xxx', 'System Name' is empty, 'System Type*' is 'Productive System', and 'Operating System*' is 'Microsoft Windows'. A tooltip for the 'System ID*' field states: 'The System ID must be exactly 3 alphanumeric characters, starting with a letter A-Z.' The 'Continue' button is highlighted in blue.

d. Step 4

Chose the Material, Version and Number of Licenses

- i. Click the '+' icon to add a license key entry
- ii. License option which lists is 'SAP Lumira, version for SAP Business One'
- iii. Version is 'V1.0'
- iv. Select 'Add' to store it in the table



1- Installations 2- Systems 3- Details

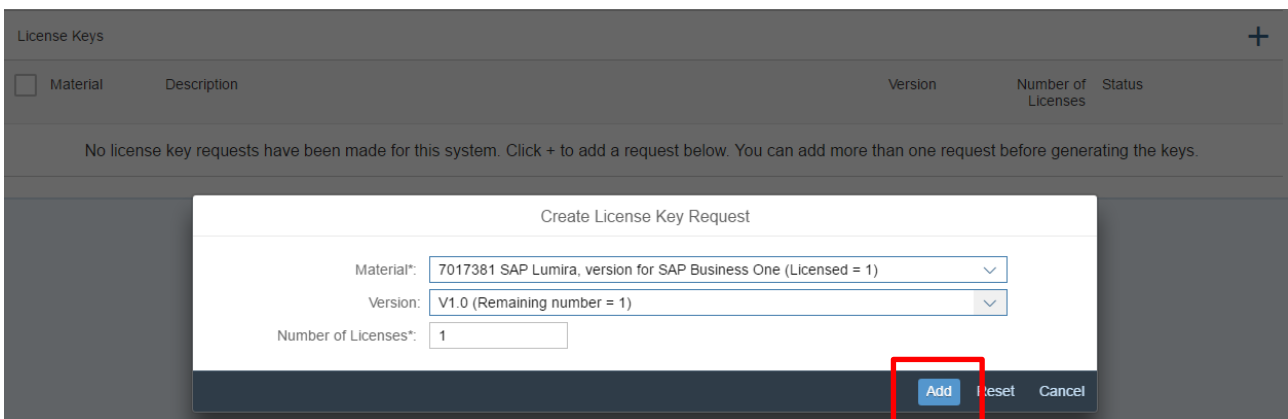
> Installation 00000012 Licenses

> System XXX

License Keys +

<input type="checkbox"/> Material	Description	Version	Number of Licenses	Status
No license key requests have been made for this system. Click + to add a request below. You can add more than one request before generating the keys.				

Add License Key



License Keys +

<input type="checkbox"/> Material	Description	Version	Number of Licenses	Status
No license key requests have been made for this system. Click + to add a request below. You can add more than one request before generating the keys.				

Create License Key Request

Material*: 7017381 SAP Lumira, version for SAP Business One (Licensed = 1) v

Version: V1.0 (Remaining number = 1) v

Number of Licenses*: 1

Add Reset Cancel



1- Installations 2- Systems 3- Details

> Installation 00000012 Licenses

> System XXX

License Keys (1) +

<input type="checkbox"/> Material	Description	Version	Number of Licenses	Status	
<input type="checkbox"/> 7017381	SAP Lumira, version for SAP Business One	V1.0	1	New entry	

