



# License Keys for SAP Business Suite

A step-by-step guide

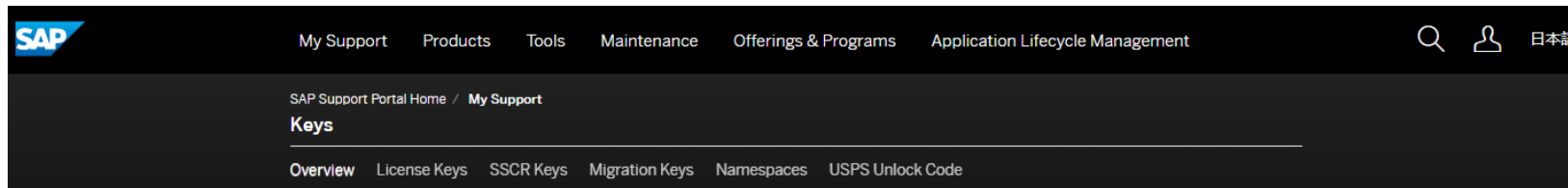
SAP Global License Audit & Compliance

PUBLIC

# Agenda

- [Where to request a license key](#)
- [Short overview of license key application starting page](#)
- [Request a license key for a new system](#)
- [Add additional license keys to an already existing system](#)
- [Edit license keys for an already existing system](#)
- [Renew Maintenance Certificate\(s\)](#)
- [Delete a license key](#)
- [Further information to assist you](#)

# Where to request license keys - <http://support.sap.com/licensekey>



## Keys

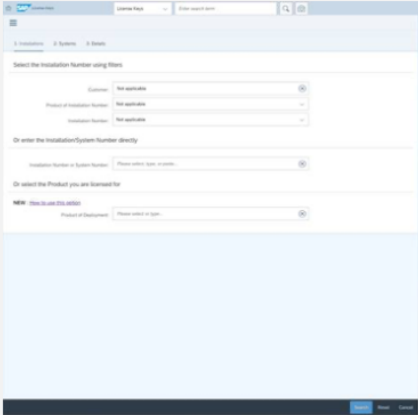
When working with SAP software, various types of keys may be needed such as license keys to activate the product, migration keys, developer and object (SSCR) keys, plus your own namespaces to modify it.

### License Keys

For most on premise products, you require license keys before you can use the product. License keys are associated with a system on your landscape, and therefore you need to first select a system and then manage its license key.

To request license keys, you need the authorization *Request License Keys*. If you are unsure of what your authorizations are, then you may [check your authorizations](#) under your profile. To extend your authorizations please [contact your company's super administrator](#).

**Note:** Analytics Solutions from SAP have [emergency License Keys](#) (ZIP archive: logon with S-user ID required) that you can use while your request for a permanent license key is being processed.



[Launch the License Key Application](#)

Click button License key application

[License Keys Help](#)

Under License Keys Help you can find the How-To-Guides to request license keys for all products

# Overview of license key application starting page

The screenshot shows the SAP License Keys application interface. The top navigation bar includes the SAP logo, the text "License Keys", and a search bar with the placeholder "Enter search term". A red box highlights the search bar with the text "Click ⓘ to go back to <http://support.sap.com/licensekey>".

On the left side, a sidebar menu is visible with options: "Request License Key", "History of Requests", "Favorites", "Help", "User Mode", and "Tools". A red box highlights the top of this menu with the text "Display / Hide main menu".

The main content area is titled "1- Installations 2- Systems 3- Details" and contains the heading "Select the Installation Number using filters". There are three filter fields:

- "Customer:" with the value "Not applicable" and a clear button (⊗).
- "Product of Installation Number:" with the value "Not applicable" and a dropdown arrow.
- "Or e..." with a clear button (⊗).

A red box highlights the "Product of Installation Number:" field with the text: "Use 'Product of Installation number' to filter for specific installation product types. This is **not** a list of every product in your contract. Leave field as 'All' so that all installation numbers remain selectable."

Below these filters, there is a section "Or select the Product you are licensed for" with a "NEW : [How to use this option](#)" link. A red box highlights the "Product of Deployment:" field with the value "Please select or type..." and a clear button (⊗). A red box highlights this field with the text: "Use 'Product of Deployment' to select the product for which you want to request a license key. This will list the relevant Installation Numbers that are linked to licensed products in your contract. Further information can be found under 'How to use this option'".

At the bottom right, there are buttons for "Search", "Reset", and "Cancel".

# Request a license key for a new system

1- Installations 2- Systems 3- Details

Select the Installation Number using filters

Customer: Not applicable

Product of Installation Number: Not applicable

Installation Number: Not applicable

Or enter the Installation/System Number directly

Installation Number or System Number:

Or select the Product you are licensed for

NEW : [How to use this option](#)

Product of Deployment:

Select installation number by using filters Customer number or Installation number or enter the installation number or system number directly in the empty field or use Product of Deployment

Click Search

# Request a license key for a new system

Support Mode (D-I/C-User) (Incl. Generate) ⓘ

1- Installations 2- Systems 3- Details

➤ Use this button to open the installation details

➤ Licenses

Systems (47)

SID	System Number	System Name	Product Version	
A40		asf	SAP NetWeaver 7.4	
ABZ		Test	SAP NetWeaver 7.4	
ADF			SAP HANA 1.0, platform edition	
ASD			SAP Visual Enterprise Generator	
ASL		Testsystem for test purposes	SAP NetWeaver 7.0	
BNW		NZDT Workbench	SAP NetWeaver 7.5	
BPC		BPC	SAP enhancement package 3 for SAP NetWeaver 7.0	
BR7		Sistema ERP EQ7	SAP ERP 6.0	
BVC			SAP ERP 6.0	Productive System >
BWH		HANA_BW	SAP NetWeaver Business Warehouse Accelerator 7.2	Development system >
DAN			SAP ERP 6.0	Test system >
DSE		adfhgarthjnn	SAP HANA, platform edition 2.0	Test system >
EIS			SAP enhancement package 3 for SAP NetWeaver 7.0	Test system >
EM1		Emailversand mit Wartungszertifikat	SAP NetWeaver 7.0	Demo system >
FD1			SAP Visual Enterprise Generator 7.0	Test system >
FDS			SAP HANA 1.0, platform edition	Productive System >
FFD			SAP HANA 1.0, platform edition	Productive System >
FFD			SAP HANA 1.0, platform edition	Productive System >
FFD			SAP HANA 1.0, platform edition	Productive System >
FFF			SAP HANA 1.0, platform edition	Productive System >

Several functions are available:

- Display license key information ➤ Licenses
- Add new system +
- Filter list ⌵
- Sort list ⬆

Refresh Back Cancel

# Request a license key for a new system

1- Installations   2- Systems   3- Details

> Installation 0020187822 [\(How to request keys\)](#) [Licenses](#)

Systems (47) Click + to add a new system for a new license key request + ▽ ↕

SID	System Number	System Name	Product Version	System Type	Add System
A40	850011518	asf	SAP NetWeaver 7.4	Test system	>
ABZ	312349774	Test	SAP NetWeaver 7.4	Training system	>
ADF	311506400		SAP HANA 1.0, platform edition	Productive System	>
ASD	900005684		SAP Visual Enterprise Generator 7.0	Test system	>
ASL	311554740	Testsystem for test purposes	SAP NetWeaver 7.0	Productive System	>
BNW	311546372	NZDT Workbench	SAP NetWeaver 7.5	Training system	>
BPC	312141742	BPC	SAP enhancement package 1 for SAP NetWeaver 7.0	Test system	>
BR7	311971649	Sistema ERP EQ7	SAP ERP 6.0	Test system	>
BVC	311824403		SAP ERP 6.0	Productive System	>
BWH	311855562	HANA_BW	SAP NetWeaver Business Warehouse Accelerator 7.2	Development system	>
DAN	311971031		SAP ERP 6.0	Test system	>
DSE	800066046	adfgarthjnn	SAP HANA, platform edition 2.0	Test system	>
EIS	312192152		SAP enhancement package 3 for SAP NetWeaver 7.0	Test system	>
EM1	311421674	Emailversand mit Wartungszertifikat	SAP NetWeaver 7.0	Demo system	>
FD1	900005752		SAP Visual Enterprise Generator 7.0	Test system	>
FDS	311821902		SAP HANA 1.0, platform edition	Productive System	>
FFD	311822716		SAP HANA 1.0, platform edition	Productive System	>
FFD	311822714		SAP HANA 1.0, platform edition	Productive System	>
FFD	311822720		SAP HANA 1.0, platform edition	Productive System	>
FFF	311820288		SAP HANA 1.0, platform edition	Productive System	>

Refresh   Back   Cancel

# Request a license key for a new system

Add New System

Product:  ⊗

Version:

[Continue](#) [Cancel](#)

Select the requested Product and Version or enter the requested product in the field (e.g. enter NetW and only NetWeaver will be shown)

Add New System

Product:  ⊗

Version:

System ID\*:  [Details in KBA](#)

System Name:

System Type\*:

Database\*:

Operating System\*:

Infrastructure\*:  [Details in KBA](#)

[Continue](#) [Click Continue](#)

Enter the system data information



# Request a license key for a new system

1- Installations 2- Systems 3- Details

> Installation 0020187822 [\(How to request keys\)](#) [Licenses](#)

> System XCT (TEST)

License Keys Click again + to add a request +

<input type="checkbox"/> Hardware Key	License Type	Quantity	Valid Until	Status	Add License Key
No license key requests have been made for this system. Click + to add a request below. You can add more than one request before generating the keys.					

### Create License Key Request

**License Type\*:** Please select... Select License Type

**Add** **Reset** **Cancel**

### Create License Key Request

**License Type\*:** Standard - Web Application Server ABAP or ABAP+JAVA

**Hardware Key\*:** Enter the 11 digit hardware key (according to the documentation)

**Valid until\*:** 31-12-9999 If necessary make changes concerning the valid until date

Click Add **Add** **Reset** **Cancel**

**Generate** **Back** **Cancel**

# Request a license key for a new system

1- Installations 2- Systems 3- Details

> Installation 0020187822 [\(How to request keys\)](#) Licenses

> System XCT (TEST)

License Keys (2)

If necessary click + to add further requests to the system  
In case of a wrong input select the entry(ies) and click

<input type="checkbox"/>	Hardware Key	License Type	Quantity	Valid Until	Status	
<input type="checkbox"/>	A0	Standard - Web Application Server ABAP or ABAP+JAVA		20-07-2017	New entry	
<input type="checkbox"/>	A0	Maintenance Entitlement		06-10-2017	New entry	


License key request was successfully added → **NO** license key generation so far → please click Generate below

Click Generate Generate Back Cancel

# Request a license key for a new system



1- Installations 2- Systems 3- Details

> Installation 0020187822 [\(How to request keys\)](#) [Licenses](#)

> System XCT (TEST) If requested you can mark this system as one of your favorites 

Your license keys are listed below. You can download the keys and you also have the option to request a license key email by selecting the relevant keys and clicking the email button below.

If you want to edit existing license keys or if you want to add additional license keys to the system, press the Edit button at the bottom of the screen, then check your system details and press the Continue button on the next screen.

For system deletion go to system data application in your Launchpad. Please download or send the license key file to your email address. It is also possible to enter more email addresses.  

License Keys (2)

<input type="checkbox"/> Hardware Key	License Type	Quantity	Valid Until	License Key
<input type="checkbox"/> A0	Maintenance Entitlement		06-10-2017	Digital Signature
<input type="checkbox"/> A0	Standard - Web Application Server ABAP or ABAP+JAVA		20-07-2017	Digital Signature

License keys are generated successfully. Most of the products do not have any waiting time.

Click Edit to change the system details  
or  
Click Back to go 1 step back  
or  
Click Cancel to go back to the starting page Edit Back Cancel

# Add additional license keys to an already existing system

1- Installations 2- Systems 3- Details

Select the Installation Number using filters

Customer: Not applicable

Product of Installation Number: Not applicable

Installation Number: Not applicable

Or enter the Installation/System Number directly

Installation Number or System Number:

Or select the Product you are licensed for

NEW : [How to use this option](#)

Product of Deployment:

Select installation number by using filters Customer number or Installation number or enter the installation number or system number directly in the empty field or use Product of Deployment

Click Search

# Add additional license keys to an already existing system

1- Installations   2- Systems   3- Details

> Installation 0020187822 [\(How to request keys\)](#) [Licenses](#)

Systems (48) +   ▾   ↕

SID	System Number	System Name	Product Version	System Type	
A40	850011518	asf	SAP NetWeaver 7.4	Test system	>
ABZ	312349774	Test	SAP NetWeaver 7.4	Training system	>
Select the system you would like to edit or to add additional license keys					
ASL	311554740	Testsystem for test purposes	SAP NetWeaver 7.0	Productive System	>
BNW	311546372	NZDT Workbench	SAP NetWeaver 7.5	Training system	>
BPC	312141742	BPC	SAP enhancement package 1 for SAP NetWeaver 7.0	Test system	>
BR7	311971649	Sistema ERP EQ7	SAP ERP 6.0	Test system	>
BVC	311824403		SAP ERP 6.0	Productive System	>
BWH	311855562	HANA_BW	SAP NetWeaver Business Warehouse Accelerator 7.2	Development system	>
DAN	311971031		SAP ERP 6.0	Test system	>
DSE	800066046	adfgarthjnn	SAP HANA, platform edition 2.0	Test system	>
EIS	312192152		SAP enhancement package 3 for SAP NetWeaver 7.0	Test system	>
EM1	311421674	Emailversand mit Wartungszertifikat	SAP NetWeaver 7.0	Demo system	>
FD1	900005752		SAP Visual Enterprise Generator 7.0	Test system	>
FDS	311821902		SAP HANA 1.0, platform edition	Productive System	>
FFD	311822716		SAP HANA 1.0, platform edition	Productive System	>
FFD	311822714		SAP HANA 1.0, platform edition	Productive System	>
FFD	311822720		SAP HANA 1.0, platform edition	Productive System	>
FFF	311820288		SAP HANA 1.0, platform edition	Productive System	>

Refresh   Back   Cancel

# Add additional license keys to an already existing system

1- Installations 2- Systems 3- Details

> Installation 0020187822 [\(How to request keys\)](#) [Licenses](#)

> System ABZ (Test) ☆

Your license keys are listed below. You can download the keys and you also have the option to request a license key email by selecting the relevant keys and clicking the email button below.

If you want to edit existing license keys or if you want to add additional license keys to the system, press the Edit button at the bottom of the screen, then check your system details and press the Continue button on the next screen.

For system deletion go to system data application in your Launchpad.

License Keys (4) [Refresh](#) [Download](#) [Email](#)

<input type="checkbox"/> Hardware Key	License Type	Quantity	Valid Until	License Key
<input type="checkbox"/> B0C	Maintenance Entitlement		01-05-2016	Digital Signature
<input type="checkbox"/> B0C	Standard - Web Application Server ABAP or ABAP+JAVA		13-03-2015	Digital Signature
<input type="checkbox"/> C0C	Maintenance Entitlement		13-03-2015	Digital Signature
<input type="checkbox"/> C0C	Standard - Web Application Server ABAP or ABAP+JAVA		13-03-2015	Digital Signature

If you want to edit existing license keys or if you want to add additional license keys to the system, press the Edit button at the bottom of the screen, then check your system details and press the Continue button on the next screen

[Click Edit](#) [Edit](#) [Back](#) [Cancel](#)

# Add additional license keys to an already existing system

Edit System Details

Make changes if necessary

**Product:**  ⊗

**Version:**  ▼

**System Number:**

**System ID\*:**  [Details in KBA](#)

**System Name:**

**System Type\*:**  ▼

**Database\*:**  ▼

**Operating System\*:**  ▼

**Infrastructure\*:**  ▼ [Details in KBA](#)

Click Continue Continue Cancel

# Add additional license keys to an already existing system

1- Installations 2- Systems 3- Details

> Installation 0020187822 [\(How to request keys\)](#) Licenses

> System ABZ (Test) ☆

To add a new key request to this system please click the + icon. To change an existing license key below, click the pencil icon.

License Keys (4) Click + to add new license keys + 🗑️

<input type="checkbox"/> Hardware Key	License Type	Quantity	Valid Until	Status	
<input type="checkbox"/> B0C	Maintenance Entitlement		01-05-2016	Existing entry	
<input type="checkbox"/> B0C	Standard - Web Application Server ABAP or ABAP+JAVA		13-03-2015	Existing entry	
<input type="checkbox"/> C0C	Maintenance Entitlement		13-03-2015	Existing entry	
<input type="checkbox"/> C0C	Standard - Web Application Server ABAP or ABAP+JAVA		13-03-2015	Existing entry	

Generate Back Cancel



# Add additional license keys to an already existing system

Create License Key Request

License Type\*:

When you have selected + on the previous page to add additional license keys please enter the License Type and click Add

Create License Key Request

License Type\*:

Hardware Key\*:

Valid until\*:

Enter the Hardware Key and click Add

# Add additional license keys to an already existing system

1- Installations 2- Systems 3- Details

> Installation 0020187822 [\(How to request keys\)](#) Licenses

> System ABZ (Test) ☆

To add a new key request to this system please click the + icon. To change an existing license key below, click the pencil icon. To delete an existing license key, check the box to the left of the line item and hit the trash can icon.

License Keys (6) + 🗑️

<input type="checkbox"/>	Hardware Key	License Type	Quantity	Valid Until	Status	
<input type="checkbox"/>	B0C	Maintenance Entitlement		06-10-2017	Existing entry	
<input type="checkbox"/>	B00	Standard - Web Application Server ABAP or ABAP+JAVA		Permanent	Existing entry	
<input type="checkbox"/>	C0C	Maintenance Entitlement		13-03-2015	Existing entry	
<input type="checkbox"/>	C0C	Standard - Web Application Server ABAP or ABAP+JAVA	015		Existing entry	
<input type="checkbox"/>	B00	Standard - Web Application Server ABAP or ABAP+JAVA		20-07-2017	New entry	
<input type="checkbox"/>	B00	Maintenance Entitlement		06-10-2017	New entry	

The additional license key is shown → NO license key are generated so far → please click Generate

Click Generate Generate Back Cancel

# Add additional license keys to an already existing system

1- Installations 2- Systems 3- Details

> Installation 0020187822 [\(How to request keys\)](#) [Licenses](#)

> System ABZ (Test) ☆

Your license keys are listed below. You can download the keys and you also have the option to request a license key email by selecting the relevant keys and clicking the email button below.

system details and press the Continue button on the next screen.

For system deletion go to system data application in your Launchpad.

License Keys (6) [Refresh](#) [Download](#) [Email](#)

<input type="checkbox"/> Hardware Key	License Type	Quantity	Valid Until	License Key
<input type="checkbox"/> B000	Maintenance Entitlement		01-05-2016	Digital Signature
<input type="checkbox"/> B000	Standard - Web Application Server ABAP or ABAP+JAVA		13-03-2015	Digital Signature
<input type="checkbox"/> B000	Maintenance Entitlement		06-10-2017	Digital Signature
<input type="checkbox"/> B000	Standard - Web Application Server ABAP or ABAP+JAVA		20-07-2017	Digital Signature
<input type="checkbox"/> C000	Maintenance Entitlement		13-03-2015	Digital Signature
<input type="checkbox"/> C000	Standard - Web Application Server ABAP or ABAP+JAVA		13-03-2015	Digital Signature

Click Edit to change the system details again  
or  
Click Back to go 1 step back  
or  
Click Cancel to go back to the starting page

Edit Back Cancel

# Edit license keys to an already existing system

1- Installations 2- Systems 3- Details

Select the Installation Number using filters

Customer: Not applicable

Product of Installation Number: Not applicable

Installation Number: Not applicable

Or enter the Installation/System Number directly

Installation Number or System Number:

Or select the Product you are licensed for

NEW : [How to use this option](#)

Product of Deployment:

Select installation number by using filters Customer number or Installation number or enter the installation number or system number directly in the empty field or use Product of Deployment

Click Search

# Edit license key for an already existing system

1- Installations 2- Systems 3- Details

> Installation 0020187823 [\(How to request keys\)](#) [Licenses](#)

Systems (101) + ▾ ↕ Add System

SID	System Number	System Name	Product Version	System Type	
A31	950035785		SAP 3D Visual Enterprise Generator 8.0	Development system	>
A32	950035786		SAP Visual Enterprise Generator 7.1	Test system	>
A33	850008564	w71	SAP 3D Visual Enterprise Generator 8.0	Test system	>
A34	800005459		SAP 3D Visual Enterprise Generator 8.0	Training system	>
A35	850009862	w72	SAP 3D Visual Enterprise Generator 8.0	Training system	>
A35	850009853	w72	SAP 3D Visual Enterprise Generator 8.0	Training system	>
A36	850010243		SAP Visual Enterprise Generator 7.0	Training system	>
A37	950035990		SAP Visual Enterprise Generator 7.1	Productive System	>
A38	950035991		SAP Visual Enterprise Generator 7.1	Productive System	>
			se Generator 7.1	Productive System	>
				Training system	>
A43	850011539		SAP NetWeaver 7.4	Training system	>
A44	850011541		SAP NetWeaver 7.4	Test system	>
A45	850011543		SAP NetWeaver 7.4	Training system	>
A47	850011547		SAP NetWeaver 7.4	Training system	>
A50	850011815		SAP Solution Manager 7.2	Training system	>
A54	950036314		SAP 3D Visual Enterprise Generator 8.0	Productive System	>
A55	800007924	VEGDEV01: DSJDLGKHPNCTABVSX - 1 CPUs	SAP 3D Visual Enterprise Generator 8.0	Productive System	>
A57	312703809		SAP R/3 4.6C	Development system	>
AA9	850033405		SAP enhancement package 1 for SAP NetWeaver 7.3	Productive System	>

Select the system you would like to edit or to add additional license keys

Refresh Back Cancel

# Edit license key for an already existing system

1- Installations 2- Systems 3- Details

> Installation 0020187823 [\(How to request keys\)](#) [Licenses](#)

> System A44 ☆

Your license keys are listed below. You can download the keys and you also have the option to request a license key email by selecting the relevant keys and clicking the email button below.

If you want to edit existing license keys or if you want to add additional license keys to the system, press the Edit button at the bottom of the screen, then check your system details and press the Continue button on the next screen

License Keys (2) [Refresh](#) [Download](#) [Email](#)

<input type="checkbox"/> Hardware Key	License Type	Quantity	Valid Until	License Key
<input type="checkbox"/> A000i	Maintenance Entitlement		10-08-2017	Digital Signature
<input type="checkbox"/> A000i	Standard - Web Application Server ABAP or ABAP+JAVA		Permanent	Digital Signature

Click Edit Edit Back Cancel

# Edit license keys for an already existing system

Edit System Details

Product: SAP Solution Manager

Version: SAP Solution Manager 7.2

System Number: 850011815

System ID\*: A50 [Details in KBA](#)

System Name:

System Type\*: Training system

Database\*: Sybase Adaptive Server Enterprise (ASE)

Operating System\*: Microsoft Windows

Infrastructure\*: Private - On Premise [Details in KBA](#)

**Click Continue**

1- Installations 2- Systems 3- Details

> Installation 0020187823 [\(How to request keys\)](#)

> System A44

To add a new key request to this system please click the + icon. To change an existing license key below, click the pencil icon. To delete an existing license key, check the box to the left of the line item and hit the trash can icon.

License Keys (2)

<input type="checkbox"/> Hardware Key	License Type	Quantity	Valid Until	Status	Add License Key
<input type="checkbox"/> A0.....	Maintenance Entitlement		10-08-2017	Existing entry	
<input type="checkbox"/> A0.....	Standard - Web Application Server ABAP or ABAP+JAVA		Permanent	Existing entry	

**Click to change an already existing system**

# Edit license keys for an already existing system

Edit License Key Request

License Type\*: Standard - Web Application Server ABAP or ABAP+JAVA

Hardware Key\*: A000000005

Valid until\*: 31-12-9999

Make necessary changes e.g change the valid until date to permanent

Click Add Add Reset Cancel

1- Installations 2- Systems 3- Details

> Installation 0020187823 (How to request keys) Licenses

> System A44 ☆

To add a new key request to this system please click the + icon. To change an existing license key below, click the pencil icon. To delete an existing license key, check the box to the left of the line item and hit the trash can icon.

License Keys (2) +

<input type="checkbox"/>	Hardware Key	License Type	Quantity	Valid Until	Status	
<input type="checkbox"/>	AC.....	Maintenance Entitlement		10-08-2017	Existing entry	
<input type="checkbox"/>	AC	Standard - Web Application Server ABAP or ABAP+JAVA		Permanent	Changed entry	

Entry was updated successfully → NO license key generation so far → please click Generate

Click Generate Generate Back Cancel



# Edit license keys for an already existing system

1- Installations 2- Systems 3- Details

> Installation 0020187823 [\(How to request keys\)](#) [Licenses](#)

> System A44 ☆

Your license keys are listed below. You can download the keys and you also have the option to request a license key email by selecting the relevant keys and clicking the email button below.

If you want to edit existing license keys or if you want to add additional license keys to the system, press the Edit button at the bottom of the screen, then check your system details and press the Continue button on the next screen.

For system deletion go to system data application in your Launchpad.

License Keys (2)

Please download or send the license key file to your email address. It is also possible to enter more email addresses.

<input type="checkbox"/> Hardware Key	License Type	Quantity	Valid Until	License Key
<input type="checkbox"/> A00f	Standard - Web Application Server ABAP or ABAP+JAVA		Permanent	Digital Signature
<input type="checkbox"/> A00f	Maintenance Entitlement		10-08-2017	Digital Signature

License Key was successfully generated

Click Edit to change the system details again  
or  
Click Back to go 1 step back  
or  
Click Cancel to go back to the starting page

Edit Back Cancel

# Renew Maintenance Certificate(s)

1- Installations 2- Systems 3- Details

> Installation 0020187823 [\(How to request keys\)](#) Licenses

> System A44 ☆

Your license keys are listed below. You can download the keys and you also have the option to request a license key email by selecting the relevant keys and clicking the email button below.

If you want to edit existing license keys or if you want to add additional license keys to the system, press the Edit button at the bottom of the screen, then check your system details and press the

For system deletion go to sys

License Keys (2)

Click button Certificate(s) to update all outdated Maintenance Certificates.  
The button is only visible if outdated Maintenance Certificates exists.  
Furthermore all double Maintenance Certificates will be deleted.

<input type="checkbox"/>	Hardware Key	License Type	Quantity	Valid Until	License Key
<input type="checkbox"/>	A00	Standard - Web Application Server ABAP or ABAP+JAVA		Permanent	Digital Signature
<input type="checkbox"/>	A00.....	Maintenance Entitlement		10-08-2017	Digital Signature

Info

Renew successfully completed.

Close

Maintenance Certificates renewed automatically.  
After updating all Maintenance Certificates button will disappear.

Edit Back Cancel

# Delete a license key

1- Installations 2- Systems 3- Details

Select the Installation Number using filters

Customer: Not applicable

Product of Installation Number: Not applicable

Installation Number: Not applicable

Or enter the Installation/System Number directly

Installation Number or System Number:

Or select the Product you are licensed for

NEW : [How to use this option](#)

Product of Deployment:

Select installation number by using filters Customer number or Installation number or enter the installation number or system number directly in the empty field or use Product of Deployment

Click Search

# Delete a license key

1- Installations   2- Systems   3- Details

> Installation 0020187823 [\(How to request keys\)](#) Licenses

Systems (101) +   ▾   ↕

SID	System Number	System Name	Product Version	System Type	
A31	950035785		SAP 3D Visual Enterprise Generator 8.0	Development system	>
A32	950035786		SAP Visual Enterprise Generator 7.1	Test system	>
A33	850008564	w71	SAP 3D Visual Enterprise Generator 8.0	Test system	>
A34	800005459		SAP 3D Visual Enterprise Generator 8.0	Training system	>
A35	850009862	w72	SAP 3D Visual Enterprise Generator 8.0	Training system	>
A35	850009853	w72	SAP 3D Visual Enterprise Generator 8.0	Training system	>
A36	850010243		SAP Visual Enterprise Generator 7.0	Training system	>
A37	950035990		SAP Visual Enterprise Generator 7.1	Productive System	>
A38	950035991		SAP Visual Enterprise Generator 7.1	Productive System	>
A39	900063836	ow1	SAP Visual Enterprise Generator 7.1	Productive System	>
A41	850011519		SAP NetWeaver 7.4	Training system	>
A43	850011539		SAP NetWeaver 7.4	Training system	>
A44	850011541		SAP NetWeaver 7.4	Test system	>
A45	850011542		SAP NetWeaver 7.4	Test system	>

Select the system in which you would like to delete a license key

# Delete a license key

1- Installations   2- Systems   **3- Details**

> Installation 0020187823 [\(How to request keys\)](#) 🔗 Licenses

> System A44 ☆

Your license keys are listed below. You can download the keys and you also have the option to request a license key email by selecting the relevant keys and clicking the email button below.

If you want to edit existing license keys or if you want to add additional license keys to the system, press the Edit button at the bottom of the screen, then check your system details and press the Continue button on the next screen.

For system deletion go to system data application in your Launchpad.

License Keys (2) ↓ ✉

<input type="checkbox"/>	Hardware Key	License Type	Quantity	Valid Until	License Key
<input type="checkbox"/>	A0000000000	Standard - Web Application Server ABAP or ABAP+JAVA		Permanent	Digital Signature
<input type="checkbox"/>	A0000000003	Maintenance Entitlement		06-10-2017	Digital Signature

**Click Edit** **Edit** Back Cancel

# Delete a license key

Edit System Details

Product: SAP Solution Manager

Version: SAP Solution Manager 7.2

System Number: 850011815

System ID\*: A50  [Details in KBA](#)

System Name:

System Type\*: Training system

Database\*: Sybase Adaptive Server Enterprise (ASE)

Operating System\*: Microsoft Windows

Infrastructure\*: Private - On Premise  [Details in KBA](#)

1- Installations 2- Systems 3- Details

> Installation 0020187823 [\(How to request keys\)](#) [Licenses](#)

> System A44 [☆](#)

To add a new key request to this system please click the + icon. To change an existing license key below, click the pencil icon. To delete an existing license key, check the box to the left of the line item and hit the trash can icon.

License Keys (2)

<input type="checkbox"/>	Key ID	Description	Quantity	Valid Until	Status	<input type="button" value="Edit"/>	<input type="button" value="Delete"/>
<input checked="" type="checkbox"/>	A000000000	Application Server ABAP or ABAP+JAVA		Permanent	Existing entry	<input type="button" value="Edit"/>	<input type="button" value="Delete"/>
<input checked="" type="checkbox"/>	A000000003	Maintenance Entitlement		06-10-2017	Existing entry	<input type="button" value="Edit"/>	<input type="button" value="Delete"/>

# Delete a license key

1- Installations   2- Systems   3- Details

> Installation 0020187823 [\(How to request keys\)](#) 🔗 Licenses

> System A44 ☆

To add a new key request to this system please click the + icon. To change an existing license key below, click the pencil icon. To delete an existing license key, check the box to the left of the line item and hit the trash can icon.

License Keys +

<input type="checkbox"/>	Hardware Key	License Type	Quantity	Valid Until	Status
No license keys have been created under this system. Click Edit to change the existing system or to add a license key.					

Selected license key has been deleted

Click Back to go 1 step back  
or  
Click Cancel to go back to the starting page

Back Cancel



## Here is some further information to assist you

- For details on how to request SAP Business Suite license keys and delete systems, see [SAP Note 94998](#)
- For details on how to install SAP Business Suite license key, see [SAP Note 870871](#)
- For details on how to request a SAP Hybris license key, see [KBA 2137024](#)
- For details on how to request and install SAP HANA license key, see [SAP Note 1644792](#)
- For details on how to create temporary licenses after swapping hardware, see [SAP Note 1349525](#)
- Learn more about necessary steps to request a license key in our 'How to documents' go to <http://support.sap.com/licensekey>
- To find further information go to [License Keys Help](#)
- To contact your nearest Customer Interaction Center\* go to <http://support.sap.com/supportcenters>
- To open a support message go to <http://support.sap.com/message>
  - For SAP Business Suite license keys support open a case on component XX-SER-LIKEY
- To maintain system data go to <http://support.sap.com/system-data>
  - For assistance with access levels or content of your SMP account open a case on component XX-SER-FORME
- To maintain S-user data and authorizations go to <http://support.sap.com/user-admin>
  - For assistance with access levels or content of your SMP account open a case on component XX-SER-FORME
- To create or delete installations go to <http://support.sap.com/inst-data>

\* Customer Interaction Center (CIC) work out of main centers around the world, serving our customers worldwide in their local language.