

Mont Blanc climbing accidents: planetary connection

Edgars Alksnis
e1alksnis@gmail.com

Industrial nature of Mont Blanc climbing organization unavoidably is connected with accidents. Simple explanation of leading cause of climbing accidents by rockfalls is not really possible (fig.1) despite suggestions about climber falls, which in fact were caused by rockfalls.

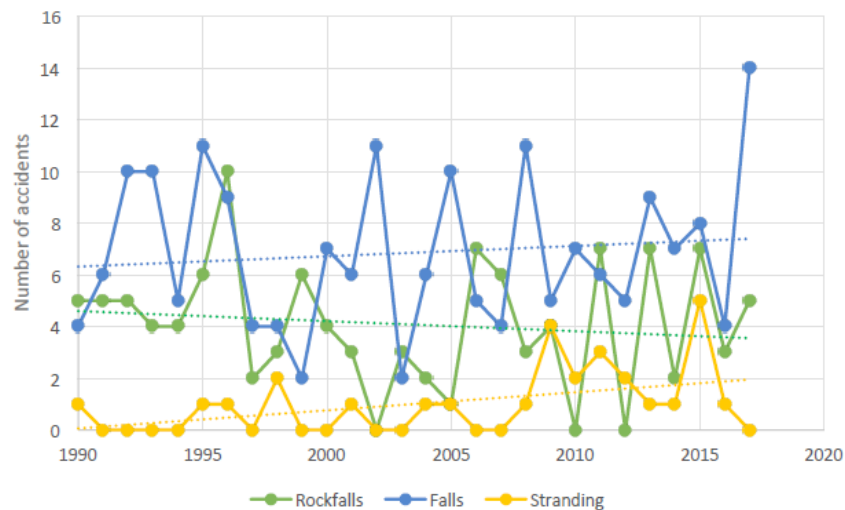


Fig. 1. Variation in the number of accidents in dangerous place within Normal Route to Mont Blanc caused by falls, rockfalls and stranding due to lack of technical ability between 1990 and 2017. From Mourey J. et al.

Number of accidents by crossing of mentioned dangerous place in summer season of 2017 was about 1 to 1535 crossings- in fact, excellent result, taking in account, that part of climbers are unexperienced and popularity of route is said to be growing. General public expect to see however, that numbers of accidents are diminishing with years, despite global warming. This seems to be hard to achieve within current approach. Perhaps better understanding could be reached, if we split possible causes of accidents in several categories like 1) rockfalls, 2) accidents, connected with snow and ice, 3) these, connected with short-term climatic disturbances, 4) caused by longer term climatic anomalies, 5) these causes, which are connected with influence of astrogeophysical factors directly to humans (like well-known connection of solar eruptions and increase of traffic accidents).

Unlike empty and mathematically abstract Universe of disciples of Newton, real one (in DesCartes tradition) is full with vortical interactions in different levels (cf. Alksnis, 2018). Contest for best pragmatic method for short-term prediction of earthquakes in Russian Kamchatka, for example, ended with astrogeophysical approach, i.e. taking in account influences from space. Yearly peaks of Mont Blanc climbing accidents could not be explained with solar activity, however after analysis of planetary positions question becomes clearer. First, let us examine years of maxima in accident graph in fig.1

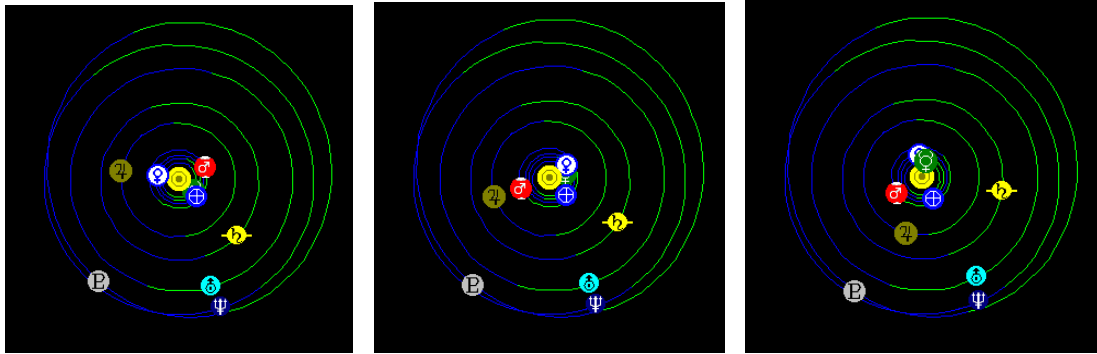


Fig. 2. Ephemerides for August 6, 1992 (left), August 6, 1993 (center) and Jul 20, 1995 (right). Source for all ephemerides: *Fourmilab*. Planets are moving counterclockwise with summer solstice point on the bottom. Important galactic directions are from the Sun to top and to bottom (Alksnis, 2018A).

In picture of the left dangerous astrogeophysical factors are 1) Jupiter-Venus conjunction, 2) Saturn- Earth conjunction and proximity of Mercury. In central picture- Jupiter- Mars conjunction and Saturn- Earth conjunction. In picture of the right planetary effects are less clear.

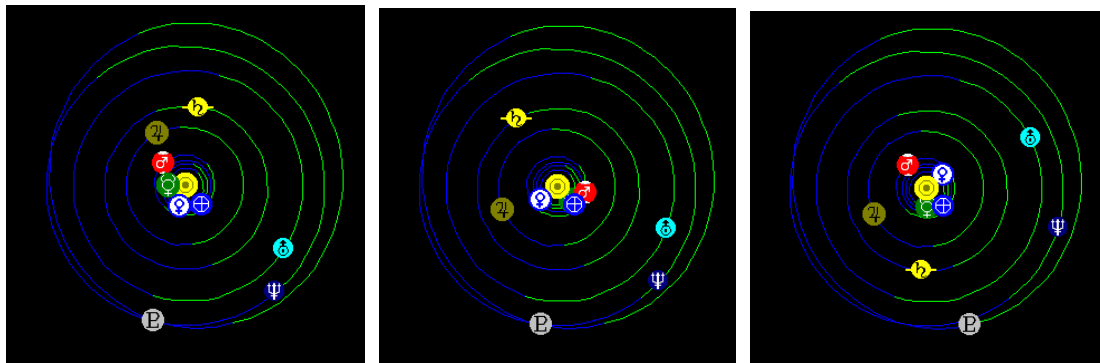


Fig. 3 Ephemerides for August 1, 2002 (left), August 6, 2005 (center) and August 6, 2017 (right).

In picture of the left Mars and Mercury just passed Jupiter conjunction, Venus is approaching important galactic direction. In central picture we see Venus-Jupiter conjunction again, complex Neptune- Earth- Mercury conjunction, Mars- Uranus conjunctions. In picture of the right- passed conjunction Jupiter-Mercury, Saturn- Mercury, Uranus- Venus, some conjunctions at the beginning of September.

Planets visibly put their influence also in 1950/1951 “winter of terror” case (fig.4).

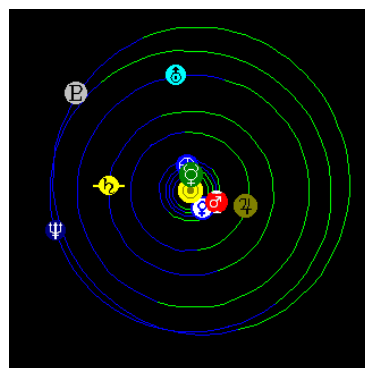


Fig. 4 Ephemeris of 31. December, 1950. Influence from prolonged disruption of Sun- Jupiter interaction, complex Uranus-Earth-Mercury conjunction and perhaps from overall position of Jovian planets.

Planetary positions allow us similarly to comment on cases of “sudden” storms on Mont Blanc (fig.5).

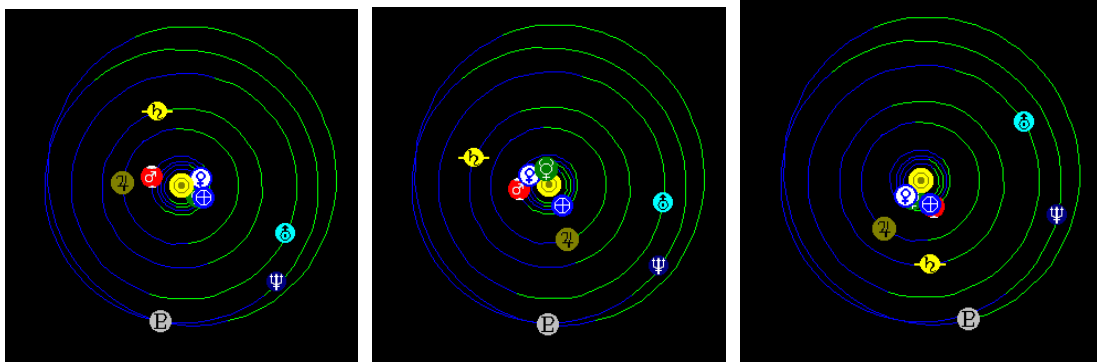


Fig. 5 Ephemerides of August 23, 2004 (left), July 25, 2008 (center) and July 14, 2018 (right).

Besides better organization of climber's movement, useful here seem to be 1) concept of certain time intervals of increased climbing risk, part of which could be forecasted in advance and 2) next generation instruments for meteorology and biometeorology, which can reach beyond of understanding of physicists. Factors for point one here could be a) days around full and new Moon, b) days after Summer solstice and perhaps also after July 2, c) days in the beginning of August, when vortical activity of the Sun is maximal, d) days before autumn equinox, e) Mercury conjunction, f) Venus conjunction, g) Mars opposition, h) Jupiter opposition, i) Saturn opposition, j) Neptune opposition, k) Mercury, Venus or Mars between Jupiter and the Sun, l) complex conjunctions, m) Earth between Jupiter and Saturn and n) climate disturbances, which meteorologists could predict.

As for daily rockfall cycles, important could be positions of the Sun, the Moon, Jupiter and galactic center. By restricting access to mountain for non-guided visitors in time intervals of higher risk one can try to reduce number of Mont Blanc climbing accidents as far they are not connected to global warming. Mont Blanc constitutes also interesting case of biometeorology, which could not be satisfactory analyzed with current instrumentation.

Nearest potentially dangerous ephemeris to consider is around September 10 and later (fig.6) with three factors- 1) proximity of autumn equinox (poorly understood in mainstream), 2) proximity of Jupiter position which disturbs one galactic connection of the Sun and 3) Neptune opposition.

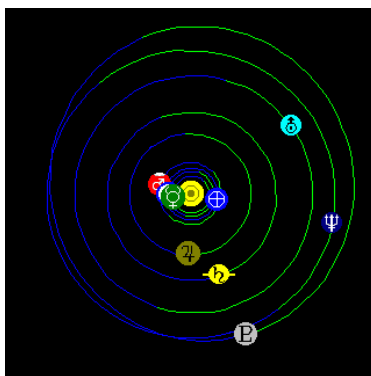


Fig. 6 Ephemeris of September 10, 2019

References

- Alksnis E. (2018) *Reading professor Dmitriev*. viXra
 Alksnis E. (2018A) *Stormy 2018 from perspective of vortical astrogeophysics*. viXra
 Mourey J. et al. *Accidentology of the normal route up Mont Blanc between 1990 and 2017*. Internet.