

# Relativistic Effects for Laser Fusion

*A team of researchers at Osaka University has investigated a new method for generating nuclear fusion power, showing that the relativistic effect of ultra-intense laser light improves upon current "fast ignition" methods in laser-fusion research to heat the fuel long enough to generate electrical power. [16]*

*Research from The University of Queensland aimed at controlling light in scattering materials, such as fog or biological tissues, will benefit future biomedical imaging and telecommunications. [15]*

*Researchers have demonstrated a new all-optical technique for creating robust second-order nonlinear effects in materials that don't normally support them. [14]*

*A research team led by physicists at LMU Munich reports a significant advance in laser-driven particle acceleration. [13]*

*And now, physicists at the Department of Energy's Lawrence Berkeley National Laboratory (Berkeley Lab) and their collaborators have demonstrated that computers are ready to tackle the universe's greatest mysteries. [12]*

*The Nuclear Physics with Lattice Quantum Chromodynamics Collaboration (NPLQCD), under the umbrella of the U.S. Quantum Chromodynamics Collaboration, performed the first model-independent calculation of the rate for proton-proton fusion directly from the dynamics of quarks and gluons using numerical techniques. [11]*

*Nuclear physicists are now poised to embark on a new journey of discovery into the fundamental building blocks of the nucleus of the atom. [10]*

*The drop of plasma was created in the Large Hadron Collider (LHC). It is made up of two types of subatomic particles: quarks and gluons. Quarks are the building blocks of particles like protons and neutrons, while gluons are in charge of the strong interaction force between quarks. The new quark-gluon plasma is the hottest liquid that has ever been created in a laboratory at 4 trillion C (7 trillion F). Fitting for a plasma like the one at the birth of the universe. [9]*

*Taking into account the Planck Distribution Law of the electromagnetic oscillators, we can explain the electron/proton mass ratio and the Weak and Strong Interactions. Lattice QCD gives the same results as the diffraction patterns of the electromagnetic oscillators, explaining the color confinement and the asymptotic freedom of the Strong Interactions.*

## Contents

Preface .....	3
Using relativistic effects for laser fusion: A new approach for clean power .....	3
Cutting through fog with laser focus.....	4
Laser pulse creates frequency doubling in amorphous dielectric material.....	5
Playing billiards with a laser beam.....	8
Applying machine learning to the universe's mysteries.....	8
Large-scale simulations of quarks promise precise view of reactions of astrophysical importance.....	11
Jefferson Lab completes 12 GeV upgrade of the Continuous Electron Beam Accelerator Facility .....	12
Physicists Recreate Substance Similar To The Plasma Believed To Have Existed At The Very Beginning Of The Universe .....	15
Asymmetry in the interference occurrences of oscillators .....	16
Spontaneously broken symmetry in the Planck distribution law.....	17
The structure of the proton.....	20
The weak interaction .....	20
The Strong Interaction - QCD .....	21
Confinement and Asymptotic Freedom .....	21
Lattice QCD.....	22
QCD.....	22
Color Confinement .....	23
Electromagnetic inertia and mass.....	23
Electromagnetic Induction .....	23
The frequency dependence of mass .....	23
Electron – Proton mass rate .....	23
The potential of the diffraction pattern.....	23
Conclusions.....	24
References .....	24

Author: George Rajna

## Preface

The diffraction patterns of the electromagnetic oscillators give the explanation of the Electroweak and Electro-Strong interactions. [2] Lattice QCD gives the same results as the diffraction patterns which explain the color confinement and the asymptotic freedom.

The hadronization is the diffraction pattern of the baryons giving the jet of the color – neutral particles!

## Using relativistic effects for laser fusion: A new approach for clean power

A team of researchers at Osaka University has investigated a new method for generating nuclear fusion power, showing that the relativistic effect of ultra-intense laser light improves upon current "fast ignition" methods in laser-fusion research to heat the fuel long enough to generate electrical power. These findings could provide a spark for laser fusion, ushering in a new era of carbonless energy production.

Current nuclear power uses the fission of heavy isotopes, such as uranium, into lighter elements to produce power. Yet, this fission power has major concerns, such as spent fuel disposal and the risk of meltdowns. A promising alternative to fission is [nuclear fusion](#). Like all stars, our sun is powered by the [fusion](#) of light isotopes, notably hydrogen, into heavier elements. Fusion has many advantages over fission, including the lack of hazardous waste or risk of uncontrolled nuclear reactions.

However, getting more energy out of a fusion reaction than was put into it has remained an elusive goal. This is because hydrogen nuclei strongly repel each other, and fusion requires [extreme heat](#) and pressure conditions—like those found in the interior of the sun, for instance—to squeeze them together. One method, called "inertial confinement" uses extremely high-energy laser pulses to heat and compress a fuel pellet before it gets the chance to be blown apart. Unfortunately, this technique requires extremely precise control of the laser's energy so that the compression shock waves all arrive at the center simultaneously.

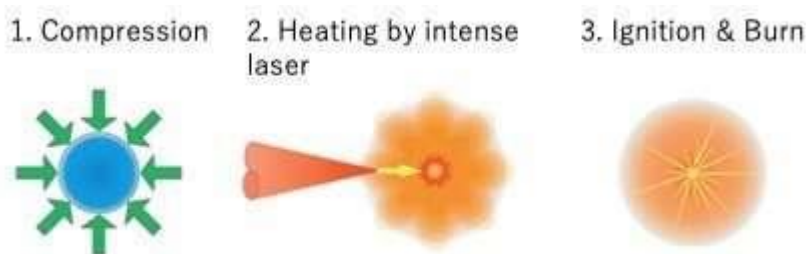


Fig.2 Schematic scenario of fast

ignition. Credit: Osaka University

Now, a team led by Osaka University has developed a modified method for inertial confinement that can be performed more consistently using a second laser shot. In "super-penetration" fast ignition, the directly irradiated second laser produces fast-moving electrons in dense plasma that heat the core during compression to trigger fusion. "By utilizing the relativistic behavior of the high-intensity [laser](#), the energy can be reliably delivered to fuel in the imploded plasma aiming the ignition," first author Tao Gong says.

The fuel for this method, which is usually a mix of the hydrogen isotopes deuterium and tritium, is easier to obtain than uranium, and becomes harmless helium after fusion. "This result is an important step towards the realization of [laser fusion](#) energy, as well as for other applications of high-energy density physics, including medical treatment," explains senior author Kazuo Tanaka. [16]

## Cutting through fog with laser focus

Research from The University of Queensland aimed at controlling light in scattering materials, such as fog or biological tissues, will benefit future biomedical imaging and telecommunications.

Optics researchers Dr. Mickael Mounaix and Dr. Joel Carpenter have found a new way of controlling how light travels through different materials at different times using optical fibers.

"The reason you can't see through a solid brick wall is pretty straightforward—the wall absorbs the light so no image or information can get through," Dr. Mounaix said.

"The reason you can't see through scattering materials like fog is quite different—most of the light gets through, it's just completely scrambled and unrecognizable."

Scattering materials like fog, cloud, a glass of milk or biological tissues have complex microscopic structures, and when light travels through these materials, it interacts with them.

"Light may enter the cloudy material as a single spot at a [single point](#) in time, however as it travels through the material the light gets scattered," Dr. Carpenter said.

"On the other side, you end up with light arriving at many [different places](#) at many different times."

Most of the research during the past ten years has focused on controlling the spatial properties of beams of light, but the UQ-based research shows how to control light's properties in time.

"For many applications, it's more important that the light arrives at the desired time, rather than what the [light](#) beam looks like as an image," Dr. Carpenter said.

In this research article, the authors demonstrate how to deliver short optical pulses at very precise times, after propagation through an optical fiber.

"Such optical fibers were avoided in the past half century because of the scattering they induce, but now that we can adjust these effects, they will play a key role for in-vivo biomedical imaging and telecommunications in the near future."

This paper was published in *Nature Communications*. [15]

## Laser pulse creates frequency doubling in amorphous dielectric material


Researchers have demonstrated a new all-optical technique for creating robust second-order nonlinear effects in materials that don't normally support them. Using a laser pulse fired at an array of gold triangles on a titanium dioxide (TiO<sub>2</sub>) slab, the researchers created excited electrons that briefly doubled the frequency of a beam from a second laser as it bounced off the amorphous TiO<sub>2</sub> slab.

By widening the range of optical materials useful for micro- and nanoscale optoelectronic applications, the work could give optical engineers new options for creating second-order nonlinear effects, which are important in such areas as optical computers, high-speed data processors and bioimaging safe for use in the human body.

"Now that we can optically break the crystalline symmetry of traditionally linear materials such as amorphous [titanium dioxide](#), a much wider range of optical materials can be adopted in the mainstream of micro- and nanotechnology applications such as high-speed optical data processors," said Wenshan Cai, a professor in the School of Electrical and Computer Engineering at the Georgia Institute of Technology.

The proof-of-concept findings were reported January 2 in the journal *Physical Review Letters*. The research received support from the Office of Naval Research, the National Science Foundation, and the U.S. Department of Energy Office of Science.

A majority of optical materials tend to have a symmetric crystal structure that limits their ability to create second-order nonlinear effects such as frequency doubling that have important technological applications. Until now, this symmetry could only be interrupted by applying electrical signals or mechanical strain to the crystal.



A red laser creates nonlinear effects with tiny triangles of gold. The blue beam shows the frequency-doubled light and the green beam controls the hot-electron migration. Credit: Rob Felt, Georgia Tech

In the laboratory, Cai and collaborators Mohammad Taghinejad, Zihao Xu, Kyu-Tae Lee and Tianquan Lian created an array of tiny plasmonic gold triangles on the surface of a centrosymmetric  $\text{TiO}_2$  slab. They then illuminated the  $\text{TiO}_2$ /gold structure with a pulse of red [laser](#) light, which acted as an optical switch for breaking the crystal symmetry of the material. The amorphous  $\text{TiO}_2$  slab would not naturally support strong second-order nonlinear effects.

"The optical switch excites high-energy electrons inside the gold triangles, and some of the electrons migrate to the titanium dioxide from the triangles' tips," Cai explained. "Since the migration of electrons to the  $\text{TiO}_2$  slab primarily happens at the tips of triangles, the electron migration is spatially an asymmetric process, fleetingly breaking the titanium dioxide crystal symmetry in an optical fashion."

The induced symmetry breaking effect is observed almost instantaneously after the red laser pulse is triggered, doubling the frequency of a second laser that is then bounced off the titanium dioxide containing the [excited electrons](#). The lifetime of the induced second-order nonlinearity generally depends on how fast electrons can migrate back from the titanium dioxide to the gold triangles after the disappearance of the pulse. In the [case study](#) reported by the researchers, the induced nonlinear effect lasted for a few picoseconds, which the researchers say is enough for most applications where short pulses are used. A stable continuous wave laser can make this effect last for as long as the laser is on.

"The strength of the induced nonlinear response strongly depends on the number of electrons that can migrate from gold triangles to the titanium dioxide slab," Cai added. "We can control the number of migrated electrons through the intensity of the red laser light. Increasing the intensity of the optical switch generates more electrons inside the gold triangles, and therefore sends more electrons into the  $\text{TiO}_2$  slab."



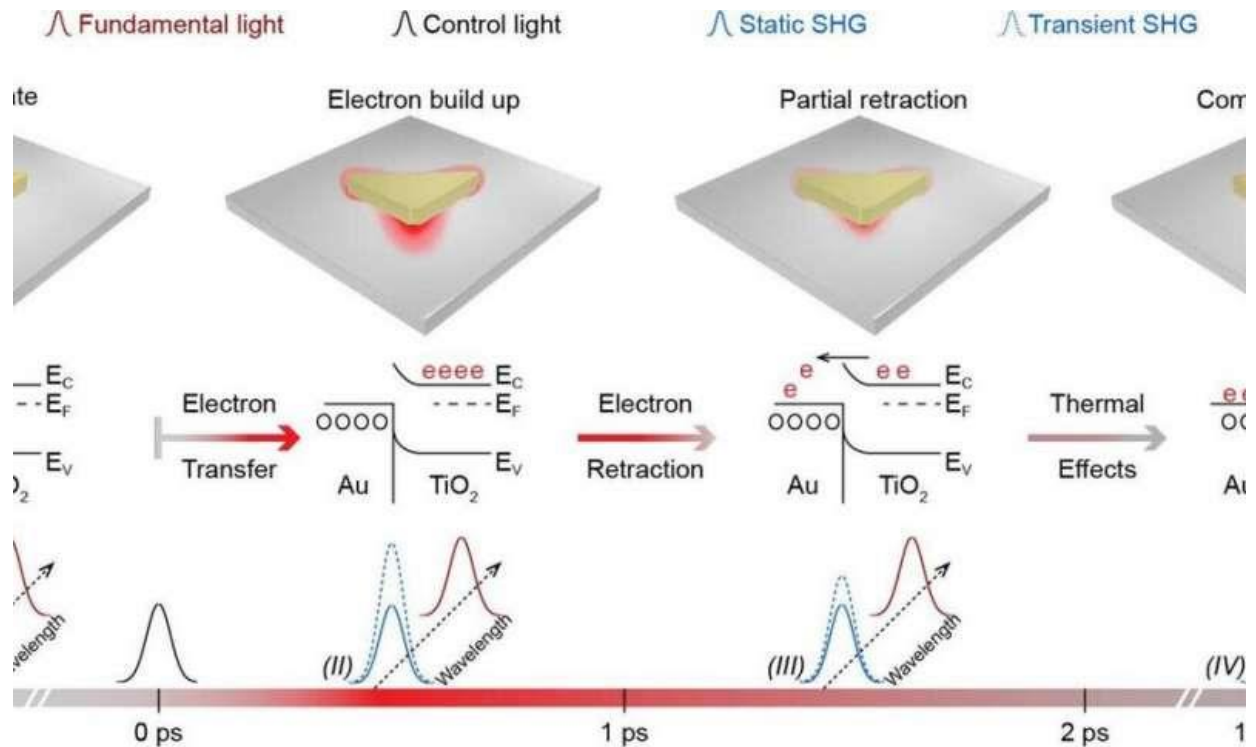


Diagram shows the process for breaking the inversion symmetry via hot-electron transfer. Credit: Georgia Tech

Additional research will be needed to build on the proof of concept, which showed for the first time that the crystal symmetry of centrosymmetric materials can be broken by optical means, via asymmetric electron migrations.

"To approach the practical criteria detailed on the essence of our technique, we still need to develop guidelines that tell us what combination of metal/semiconductor material platform should be used, what shape and dimension would maximize the strength of the induced second-order nonlinear effect, and what range of laser wavelength should be used for the switching light," Cai noted.

Frequency doubling is just one potential application for the technique, he said.

"We believe that our findings not only provide varieties of opportunities in the field of nonlinear nanophotonics, but also will play a major role in the field of quantum electron tunneling," Cai added. "Indeed, built upon the accumulated knowledge in this field, our group is devising new paradigms to employ the introduced symmetry breaking technique as an optical probe for monitoring the quantum tunneling of electrons in hybrid material platforms. Nowadays, achieving this challenging goal is only possible with scanning tunneling microscopy (STM) techniques, which are very slow and show low yield and sensitivity." [14]

## Playing billiards with a laser beam

A research team led by physicists at LMU Munich reports a significant advance in laser-driven particle acceleration. Using tiny plastic beads as targets, they have produced proton bunches that possess unique features, opening up new opportunities for future studies.

In their experiments, a team led by [physicists](#) at LMU Munich fired a powerful laser pulse at a micrometer-sized plastic sphere, blasting a bunch of protons from the target and accelerating them to velocities approaching the speed of light. The resulting velocity distribution is much narrower than that obtained when thin metal foils are used as targets. The physicist now present their research results in the scientific journal *Nature Communications*

Recent years have seen remarkable advances in the development of a new approach to the acceleration of [subatomic particles](#). This strategy makes use of the intense electric fields associated with pulsed, high-energy laser beams to accelerate electrons and protons to 'relativistic' velocities (i.e. speeds approaching that of light). Hitherto, the laser shot has generally been directed at a thin metal foil, generating and accelerating a plasma of [free electrons](#) and positively charged ions. Physicists at LMU have now replaced the foil target by a plastic microsphere with a diameter of one-millionth of a meter. These beads are so tiny that they cannot be stably positioned by mechanical means. Instead, the researchers use an electric field to levitate the target particle. Using a feedback circuit, the levitated bead can be trapped with sufficient precision to ensure that it does not drift off the beam axis. The electromagnetic trap was designed and built in the Department of Medical Physics at LMU.

"The basic approach is analogous to collisions between billiard balls. In our experiment, one of the balls is made of light and the other is our tiny levitated target," explains Peter Hilz, who led the experiments. This novel approach to the generation of [proton](#) beams will make experiments feasible which have hitherto been out of reach. [13]

## Applying machine learning to the universe's mysteries

Computers can beat chess champions, simulate star explosions, and forecast global climate. We are even teaching them to be infallible problem-solvers and fast learners.

And now, physicists at the Department of Energy's Lawrence Berkeley National Laboratory (Berkeley Lab) and their collaborators have demonstrated that computers are ready to tackle the universe's greatest mysteries. The team fed thousands of images from simulated high-energy particle collisions to train computer networks to identify important features.

The researchers programmed powerful arrays known as neural networks to serve as a sort of hivelike digital brain in analyzing and interpreting the images of the simulated particle debris left over from the collisions. During this test run the researchers found that the neural networks had up to a 95 percent success rate in recognizing important features in a sampling of about 18,000 images.

The study was published Jan. 15 in the journal *Nature Communications*.



The next step will be to apply the same machine learning process to actual experimental data.

Powerful machine learning algorithms allow these networks to improve in their analysis as they process more images. The underlying technology is used in facial recognition and other types of image-based object recognition applications.

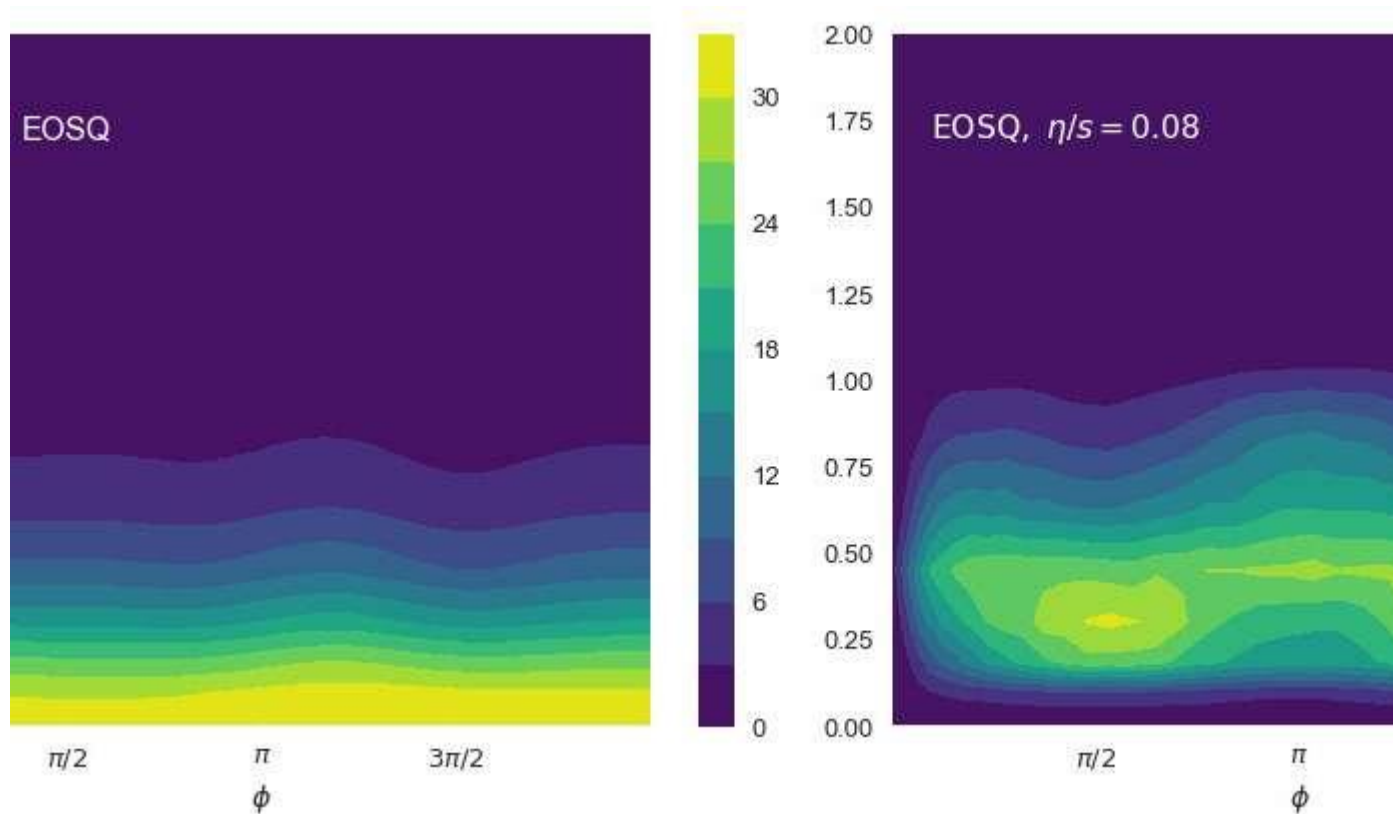
The images used in this study - relevant to particle-collider nuclear physics experiments at Brookhaven National Laboratory's Relativistic Heavy Ion Collider and CERN's Large Hadron Collider - recreate the conditions of a subatomic particle "soup," which is a superhot fluid state known as the quark-gluon plasma believed to exist just millionths of a second after the birth of the universe. Berkeley Lab physicists participate in experiments at both of these sites.

"We are trying to learn about the most important properties of the quark-gluon plasma," said Xin-Nian Wang, a nuclear physicist in the Nuclear Science Division at Berkeley Lab who is a member of the team. Some of these properties are so short-lived and occur at such tiny scales that they remain shrouded in mystery.

In experiments, nuclear physicists use particle colliders to smash together heavy nuclei, like gold or lead atoms that are stripped of electrons. These collisions are believed to liberate particles inside the atoms' nuclei, forming a fleeting, subatomic-scale fireball that breaks down even protons and neutrons into a free-floating form of their typically bound-up building blocks: quarks and gluons.

Researchers hope that by learning the precise conditions under which this quark-gluon plasma forms, such as how much energy is packed in, and its temperature and pressure as it transitions into a fluid state, they will gain new insights about its component particles of matter and their properties, and about the universe's formative stages.

But exacting measurements of these properties - the so-called "equation of state" involved as matter changes from one phase to another in these collisions - have proven challenging. The initial conditions in the experiments can influence the outcome, so it's challenging to extract equation-of-state measurements that are independent of these conditions.



The diagram at left, which maps out particle distribution in a simulated high-energy heavy-ion collision, includes details on particle momentum and angles. Thousands of these images were used to train and test a neural network to identify [...more](#)

"In the nuclear physics community, the holy grail is to see phase transitions in these high-energy interactions, and then determine the equation of state from the experimental data," Wang said. "This is the most important property of the [quark-gluon plasma](#) we have yet to learn from experiments."

Researchers also seek insight about the fundamental forces that govern the interactions between quarks and gluons, what physicists refer to as quantum chromodynamics.

Long-Gang Pang, the lead author of the latest study and a Berkeley Lab-affiliated postdoctoral researcher at UC Berkeley, said that in 2016, while he was a postdoctoral fellow at the Frankfurt Institute for Advanced Studies, he became interested in the potential for artificial intelligence (AI) to help solve challenging science problems.

He saw that one form of AI, known as a deep convolutional neural network - with architecture inspired by the image-handling processes in animal brains - appeared to be a good fit for analyzing science-related images.

"These networks can recognize patterns and evaluate board positions and selected movements in the game of Go," Pang said. "We thought, 'If we have some visual scientific data, maybe we can get an abstract concept or valuable physical information from this.'"

Wang added, "With this type of machine learning, we are trying to identify a certain pattern or correlation of patterns that is a unique signature of the equation of state." So after training, the network can pinpoint on its own the portions of and correlations in an image, if any exist, that are most relevant to the problem scientists are trying to solve.

Accumulation of data needed for the analysis can be very computationally intensive, Pang said, and in some cases it took about a full day of computing time to create just one image. When researchers employed an array of GPUs that work in parallel - GPUs are graphics processing units that were first created to enhance video game effects and have since exploded into a variety of uses - they cut that time down to about 20 minutes per image.

They used computing resources at Berkeley Lab's National Energy Research Scientific Computing Center (NERSC) in their study, with most of the computing work focused at GPU clusters at GSI in Germany and Central China Normal University in China.

A benefit of using sophisticated neural networks, the researchers noted, is that they can identify features that weren't even sought in the initial experiment, like finding a needle in a haystack when you weren't even looking for it. And they can extract useful details even from fuzzy images.

"Even if you have low resolution, you can still get some important information," Pang said.

Discussions are already underway to apply the machine learning tools to data from actual heavy-ion collision experiments, and the simulated results should be helpful in training [neural networks](#) to interpret the real data.

"There will be many applications for this in high-energy particle physics," Wang said, beyond particle-collider experiments. [12]

## **Large-scale simulations of quarks promise precise view of reactions of astrophysical importance**

The fusion of two protons initiates the primary nuclear cycle that powers the Sun. The rate of this low-energy, weak-interaction fusion is too small to be measured in the laboratory. While nuclear model predictions for this reaction are impressive, calculations without models would reduce uncertainties and offer a more accurate view of proton-proton fusion and related processes. Using a technique called lattice quantum chromodynamics, scientists performed the first successful model-independent calculation of the proton-proton fusion rate directly from the fundamental dynamics of quarks and gluons (the building blocks of protons and nuclei).

This work paves the way to calculate the rate of proton-proton [fusion](#), and similar nuclear reactions of astrophysical importance, with new levels of precision.

The Nuclear Physics with Lattice Quantum Chromodynamics Collaboration (NPLQCD), under the umbrella of the U.S. Quantum Chromodynamics Collaboration, performed the first model-independent [calculation](#) of

the rate for proton-proton fusion directly from the dynamics of quarks and gluons using numerical techniques. The rate of this process is too small to be measured in the laboratory today for two reasons: the electrostatic repulsion between the low-energy protons and the small weak interaction rates. The team achieved the theoretical prediction for this process through calculations in which [electrostatic repulsion](#) was removed and the weak interaction rates were increased to provide access to the critical elements of the process.

These were then restored using systematic approximations to the underlying physical theory (effective field theory techniques) in making the prediction for the reaction rate. The first lattice [quantum](#) chromodynamics calculation of the strength of the weak transition between the triton and helium-3 (which carry significant information of spin interactions in nuclear medium) was also performed in this work and found to be consistent with experimental measurements. These calculations used lattice quantum chromodynamics, a technique in which space-time is represented by a finite grid of points, and the quantum fields describing the quarks and gluons are defined on these points and the links between them, respectively. This method provides an evaluation of the quantum chromodynamics path integral, through Monte Carlo sampling of the quantum mechanical motion of the quarks and gluons (the subatomic particles that bind the quarks together).

This method is completely controlled and can be systematically improved and refined by reducing the physical distance between the grid points, by increasing the volume of space-time, and by increasing the sampling of the path integral. This work used configurations ("snapshots" of the quantum-mechanical vacuum) generated using the Chroma software suite developed within DOE's Scientific Discovery through Advanced Computing funded U.S. Quantum Chromodynamics Collaboration. Existing algorithms and code for forming nuclear correlation functions in lattice quantum chromodynamics calculations and new algorithms including the interactions of quarks with external probes, developed within NPLQCD, were used to calculate the key quantities that determine the rate for proton-proton fusion.

The results of these calculations were connected to nature using effective field theory techniques. Understanding gained in NPLQCD's calculations of the thermal neutron capture process  $n+p \rightarrow d+\gamma$  was used in making this connection. With increased computational resources, these calculations can be systematically refined to provide an uncertainty in the rate for proton-proton fusion, and similar nuclear reactions, which is significantly smaller than is possible with other techniques. This breakthrough was made possible by algorithmic developments and high-performance supercomputing resources. [11]

## **Jefferson Lab completes 12 GeV upgrade of the Continuous Electron Beam Accelerator Facility**

Nuclear physicists are now poised to embark on a new journey of discovery into the fundamental building blocks of the nucleus of the atom. The completion of the 12 GeV Upgrade Project of the Continuous Electron Beam Accelerator Facility (CEBAF) at the Department of Energy's Thomas Jefferson National Accelerator Facility (Jefferson Lab) heralds this new era to image nuclei at their deepest level.

The unique capabilities of the newly upgraded CEBAF pushes the boundaries of the precision frontier ever deeper into the heart of matter and enables a full range of research opportunities. Completed on time and on budget, the \$338 million upgrade has tripled CEBAF's original operating

energy and commissioned a new experimental area dedicated to providing insight into one of the universe's great mysteries: why the fundamental constituents of matter, quarks, may never be found in isolation. The three existing experimental areas were also upgraded to allow the 3D imaging of the quarks in nuclei and to facilitate unique searches for new physics.

Project completion follows on the successful commissioning of the last two experimental areas in the spring. Jefferson Lab staff then worked diligently to install and commission the last, individual pieces of equipment needed for full operations in each of its four experimental halls. With that work completed, the laboratory received official notification from DOE on Wednesday, Sept. 27, of the formal approval of Critical Decision 4 (CD-4), Approve Project Completion and Start of Operations.

"The advanced capabilities of the upgraded CEBAF accelerator and detectors to search for exotic new particles, departures from nature's symmetries, and details of quark behavior inside nuclei at a scale previously inaccessible promise a truly exciting watershed of scientific discovery," said Dr. Tim Hallman, Associate Director for Nuclear Physics in DOE's Office of Science.

"The 12 GeV CEBAF Upgrade Project team is thrilled to reach the successful conclusion of this complex project," said Allison Lung, Jefferson Lab's Chief Planning Officer and Director of the 12 GeV CEBAF Upgrade Project. "This moment is a culmination of the dedication and the hard work of hundreds of Jefferson Lab staff members, Users, and subcontractors."

CEBAF, an Office of Science User Facility, is the world's most advanced particle accelerator for investigating the quark structure of the atom's nucleus. Based on superconducting radiofrequency (SRF) technology, the accelerator produces a stream of charged electrons that scientists use to probe the nucleus of the atom, its protons and neutrons, and their quarks and gluons. Its higher energy electron beams provide the cleanest probes of nuclear matter at the highest intensities ever achieved, enabling precision experiments that were once thought beyond our reach for deepening our understanding of nuclear matter.

The CEBAF accelerator was originally designed to provide electrons at energies of 4 billion electronvolts, or 4 GeV, although efficiencies in its design and extensive experience in running the facility allowed Jefferson Lab operators to eventually achieve 6 GeV electron beams in its original configuration. The \$338 million, multi-year 12 GeV CEBAF Upgrade Project tripled CEBAF's original operating energy.

The project entailed the addition of 10 new accelerating units to CEBAF to increase its energy, the construction of a fourth experimental hall, as well as an additional arc of magnets and an extension of the accelerator tunnel to deliver beam to the hall. In addition, other utility and equipment upgrades were made, including an addition to the refrigeration plant that enables CEBAF's SRF technology and new and upgraded equipment to the existing experimental halls to capitalize on the more energetic electron beams for experiments.

CEBAF can now deliver its full-energy electron beams, up to 12 GeV, to the Hall D complex, and up to 11 GeV electron beams into its original experimental areas, Halls A, B and C.

"The kind of research that we pursue explores the most fundamental mysteries," said Lung. "And completing the upgrade paves the way for the resumption of Jefferson Lab's scientific program in

earnest, with expanded capabilities that will allow an unprecedented glimpse into the heart of matter."

The newly upgraded CEBAF enables a diverse and compelling program of experiments proposed by the lab's 1,500-member community of scientists who come to Jefferson Lab from around the world to conduct their research.

"The scientists who rely on our facilities to provide the capabilities they need to carry out groundbreaking research are the reason we are here," said Stuart Henderson, Jefferson Lab Director.

"Jefferson Lab is entering an exciting new era of scientific discovery, powered by the 12 GeV Upgrade and the research it will enable, on behalf of our Users and the DOE."

"This is a momentous occasion met with great excitement following extensive preparations by our entire community of scientists, postdocs and Ph.D. students," said Krishna Kumar, a professor at Stonybrook University and chairperson of the Jefferson Lab Users Group Board of Directors, which represents scientists who conduct their research at Jefferson Lab. "We can now deploy the entire arsenal of unique capabilities of the upgraded CEBAF to carry out measurements with precision and accuracy that would not be possible elsewhere in the world and thus make new discoveries about the forces among the fundamental building blocks of matter."

With the upgraded machine, scientists will probe how quarks interact, how they spin, and how they are distributed inside protons and neutrons. CEBAF's energetic probes and precision beams will enable the first three-dimensional views of the structure of protons and neutrons. And researchers have already initiated groundbreaking studies of the strong force, the force that glues matter together, in the laboratory's newest experimental hall.

Scientists will also use CEBAF to push the limits of our understanding of the Standard Model of Particle Physics, a theory that describes fundamental particles and their interactions in terms of the strong, weak and electromagnetic forces. CEBAF probes the Standard Model in two ways: by testing its predictions for the structure of protons and neutrons, and also by testing its completeness with high-precision measurements at low energies, where discrepancies could reveal signatures of new forms of matter.

The extension of CEBAF's experimental reach into the heart of matter has drawn the interest and kindled excitement of researchers worldwide. The laboratory's User community has grown from 1,200 in the pre-12 GeV Upgrade era to more than 1,500 today. Thus far, 78 experiments have been approved for running with the 12 GeV upgraded CEBAF. Of those, four experiments were already completed during the initial facility commissioning and ramp up. CEBAF is currently scheduled to begin full operations in December.

The 12 GeV CEBAF Upgrade Project began in 2004, when the DOE recognized that it filled a "mission need" in the field of nuclear physics with the approval of Critical Decision Zero (CD-0). This critical decision process approval allowed the laboratory to proceed with conceptual design, and planning of project acquisition and execution. Project engineering and design efforts began in 2006, followed by finalization of project definition in 2007, start of construction in 2008 and approval of initial operations in 2014.



CEBAF is the world's most powerful microscope for studying the nucleus of the atom. The CEBAF accelerator is cooled to within a few degrees of absolute zero to enable its superconducting components. If it weren't superconducting, it would require three times as much power to operate, and performance would be greatly reduced. The mass of an object increases as its speed increases, so at 12 billion electron-Volts (12 GeV), the electrons in the CEBAF beam increase in mass 23,500 times. [10]

## **Physicists Recreate Substance Similar To The Plasma Believed To Have Existed At The Very Beginning Of The Universe**

The first seconds of the universe were filled with a boiling, chaotic inferno. It was packed with a dense plasma: a soup-like fire, made up of some of the tiniest particles in the universe.

Unbelievably, physicists have recreated a substance that they think is very similar to this early universe plasma. Albeit, just the tiniest drop.

The drop of plasma was created in the Large Hadron Collider (LHC). It is made up of two types of subatomic particles: quarks and gluons. Quarks are the building blocks of particles like protons and neutrons, while gluons are in charge of the strong interaction force between quarks. The new quarkgluon plasma is the hottest liquid that has ever been created in a laboratory at 4 trillion°C (7 trillion°F). Fitting for a plasma like the one at the birth of the universe.

The plasma was created after a collision between a proton and a lead nucleus. The physicists had always thought that this collision wouldn't produce enough particles (around 1,000) to create a plasma. A collision between two lead nuclei, for comparison, is known to produce plasma but creates twenty times more particles (around 25,000) following collision. However, the results defied their expectations.

"Before the CMS experimental results, it had been thought the medium created in a proton on lead collisions would be too small to create a quark-gluon plasma," said Quan Wang, a physicist from Kansas University (KU), in a statement. "The analysis presented in this paper indicates, contrary to expectations, a quark-gluon plasma can be created in very asymmetric proton on lead collisions."

"This is the first paper that clearly shows multiple particles are correlated to each other in protonlead collisions, similar to what is observed in lead-lead collisions where quark-gluon plasma is produced," added Yen-Jie Lee, from the Michigan Institute of Technology (MIT). "This is probably the first evidence that the smallest droplet of quark-gluon plasma is produced in proton-lead collisions."

This new research looks at particle physics with a fresh perspective. Instead of counting individual numbers of particles, the plasma forces physicists to look at the behavior of a volume of particles.

There is also speculation that this plasma replicates the conditions of the early universe. "It's believed to correspond to the state of the universe shortly after the Big Bang," Wang continued. This plasma is different to other quark-gluon plasma that have been made before now. The interactions in this plasma are extremely strong, which distinguishes it from other plasmas which interact infrequently (like gas particles). This is what makes the researchers think it might be similar to an early universe plasma.

“While we believe the state of the universe about a microsecond after the Big Bang consisted of a quark-gluon plasma, there is still much that we don't fully understand about the properties of quark-gluon plasma.” [9]

### **Asymmetry in the interference occurrences of oscillators**

The asymmetrical configurations are stable objects of the real physical world, because they cannot annihilate. One of the most obvious asymmetry is the proton – electron mass ratio  $M_p = 1840 M_e$  while they have equal charge. We explain this fact by the strong interaction of the proton, but how remember it his strong interaction ability for example in the H – atom where are only electromagnetic interactions among proton and electron.

This gives us the idea to origin the mass of proton from the electromagnetic interactions by the way interference occurrences of oscillators. The uncertainty relation of Heisenberg makes sure that the particles are oscillating.

The resultant intensity due to  $n$  equally spaced oscillators, all of equal amplitude but different from one another in phase, either because they are driven differently in phase or because we are looking at them an angle such that there is a difference in time delay:

$$(1) \quad I = I_0 \frac{\sin^2 n \varphi/2}{\sin^2 \varphi/2}$$

If  $\varphi$  is infinitesimal so that  $\sin \varphi = \varphi$  then

$$(2) \quad I = n^2 I_0$$

This gives us the idea of

$$(3) \quad M_p = n^2 M_e$$

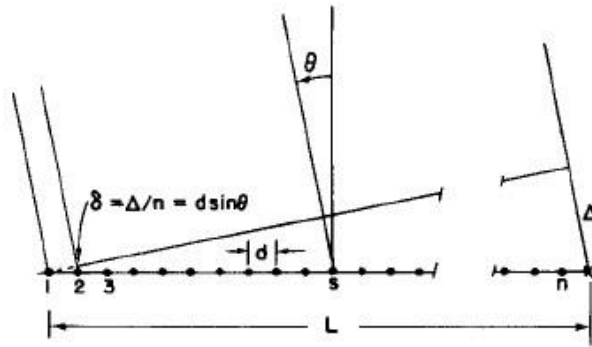


Fig. 30-3. A linear array of  $n$  equal oscillators, driven with phases  $\alpha_s = s\alpha$ .

Figure 1.) A linear array of  $n$  equal oscillators

There is an important feature about formula (1) which is that if the angle  $\varphi$  is increased by the multiple of  $2\pi$  it makes no difference to the formula.

So

$$(4) \quad d \sin \theta = m \lambda \text{ and we get } m\text{-order beam if } \lambda \text{ less than } d. [6]$$

If  $d$  less than  $\lambda$  we get only zero-order one centered at  $\theta = 0$ . Of course, there is also a beam in the opposite direction. The right chooses of  $d$  and  $\lambda$  we can ensure the conservation of charge.

For example

$$(5) \quad 2(m+1) = n$$

Where  $2(m+1) = N_p$  number of protons and  $n = N_e$  number of electrons.

In this way we can see the  $H_2$  molecules so that  $2n$  electrons of  $n$  radiate to  $4(m+1)$  protons, because  $d_e > \lambda_e$  for electrons, while the two protons of one  $H_2$  molecule radiate to two electrons of them, because of  $d_e < \lambda_e$  for this two protons.

To support this idea we can turn to the Planck distribution law, that is equal with the Bose – Einstein statistics.

### Spontaneously broken symmetry in the Planck distribution law

The Planck distribution law is temperature dependent and it should be true locally and globally. I think that Einstein's energy-matter equivalence means some kind of existence of electromagnetic

oscillations enabled by the temperature, creating the different matter formulas, atoms molecules, crystals, dark matter and energy.

Max Planck found for the black body radiation

As a function of wavelength ( $\lambda$ ), Planck's law is written as:

$$B_{\lambda}(T) = \frac{2hc^2}{\lambda^5} \frac{1}{e^{\frac{hc}{\lambda k_B T}} - 1}.$$

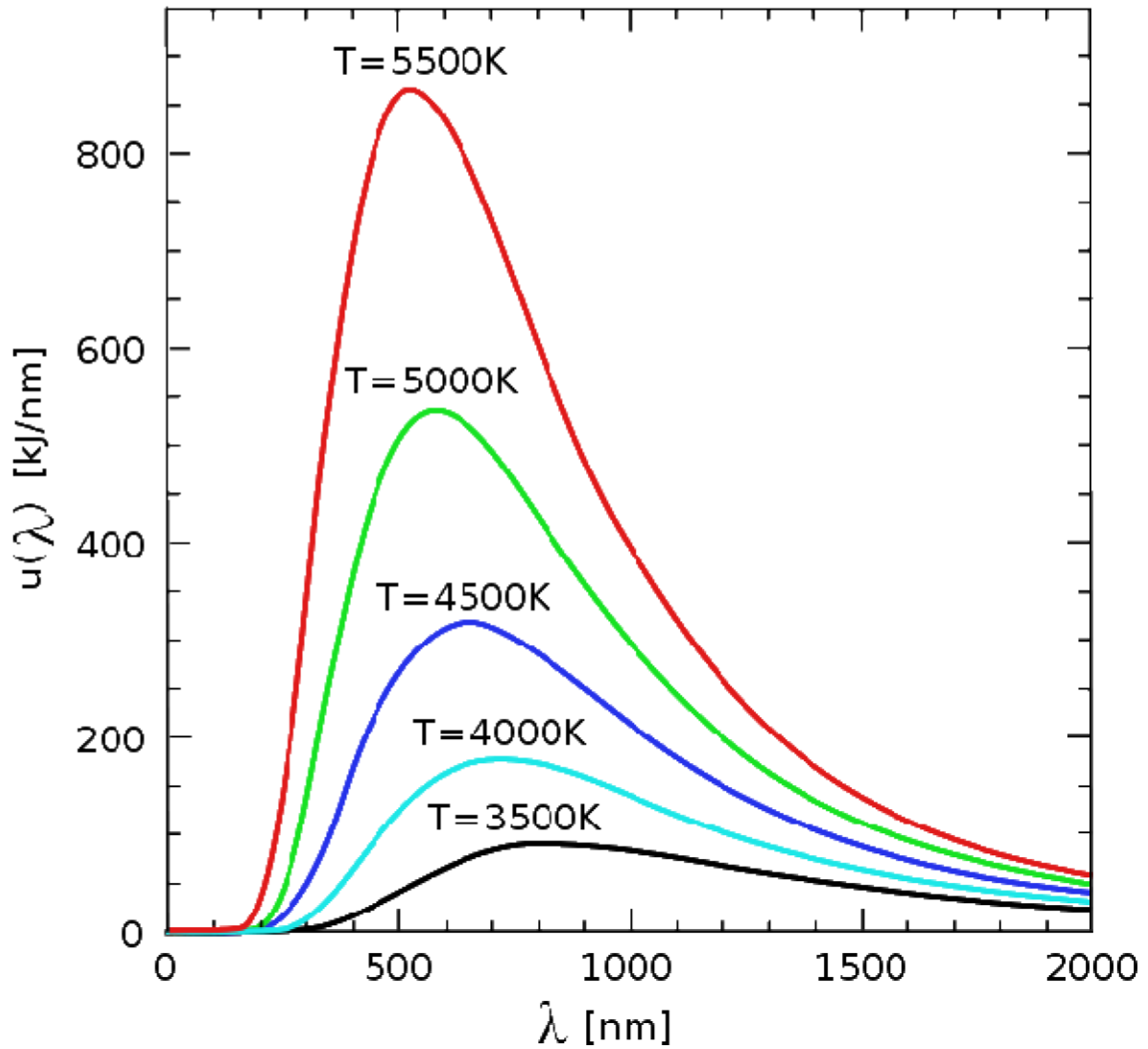


Figure 2. The distribution law for different T temperatures

We see there are two different  $\lambda_1$  and  $\lambda_2$  for each T and intensity, so we can find between them a d so that  $\lambda_1 < d < \lambda_2$ .

We have many possibilities for such asymmetrical reflections, so we have many stable oscillator configurations for any T temperature with equal exchange of intensity by radiation. All of these configurations can exist together. At the  $\lambda_{\max}$  is the annihilation point where the configurations are symmetrical. The  $\lambda_{\max}$  is changing by the Wien's displacement law in many textbooks.

$$(7) \quad \lambda_{\max} = \frac{b}{T}$$

where  $\lambda_{\max}$  is the peak wavelength, T is the absolute temperature of the black body, and b is a constant of proportionality called *Wien's displacement constant*, equal to  $2.8977685(51) \times 10^{-3} \text{ m} \cdot \text{K}$  (2002 CODATA recommended value).

By the changing of T the asymmetrical configurations are changing too.

## The structure of the proton

We must move to the higher T temperature if we want look into the nucleus or nucleon arrive to  $d < 10^{-13}$  cm. [2] If an electron with  $\lambda_e < d$  move across the proton then by (5)  $2(m+1) = n$  with  $m = 0$  we get  $n = 2$  so we need two particles with negative and two particles with positive charges. If the proton can fraction to three parts, two with positive and one with negative charges, then the reflection of oscillators are right. Because this very strange reflection where one part of the proton with the electron together on the same side of the reflection, the all parts of the proton must be quasi lepton so  $d > \lambda_q$ . One way dividing the proton to three parts is, dividing his oscillation by the three direction of the space. We can order  $1/3$  e charge to each coordinates and  $2/3$  e charge to one plane oscillation, because the charge is scalar. In this way the proton has two  $+2/3$  e plane oscillation and one linear oscillation with  $-1/3$  e charge. The colors of quarks are coming from the three directions of coordinates and the proton is colorless. The flavors of quarks are the possible oscillations differently by energy and if they are plane or linear oscillations. We know there is no possible reflecting two oscillations to each other which are completely orthogonal, so the quarks never can be free, however there is asymptotic freedom while their energy are increasing to turn them to orthogonal. If they will be completely orthogonal then they lose this reflection and take new partners from the vacuum. Keeping the symmetry of the vacuum the new oscillations are keeping all the conservation laws, like charge, number of baryons and leptons. The all features of gluons are coming from this model. The mathematics of reflecting oscillators show Fermi statistics.

Important to mention that in the Deuteron there are 3 quarks of  $+2/3$  and  $-1/3$  charge, that is three u and d quarks making the complete symmetry and because this its high stability.

## The weak interaction

The weak interaction transforms an electric charge in the diffraction pattern from one side to the other side, causing an electric dipole momentum change, which violates the CP and time reversal symmetry.

Another important issue of the quark model is when one quark changes its flavor such that a linear oscillation transforms into plane oscillation or vice versa, changing the charge value with 1 or -1. This kind of change in the oscillation mode requires not only parity change, but also charge and time changes (CPT symmetry) resulting a right handed anti-neutrino or a left handed neutrino.

The right handed anti-neutrino and the left handed neutrino exist only because changing back the quark flavor could happen only in reverse, because they are different geometrical constructions, the u is 2 dimensional and positively charged and the d is 1 dimensional and negatively charged. It needs also a time reversal, because anti particle (anti neutrino) is involved.

The neutrino is a  $1/2$  spin creator particle to make equal the spins of the weak interaction, for example neutron decay to 2 fermions, every particle is fermions with  $1/2$  spin. The weak interaction



changes the entropy since more or less particles will give more or less freedom of movement. The entropy change is a result of temperature change and breaks the equality of oscillator diffraction intensity of the Maxwell–Boltzmann statistics. This way it changes the time coordinate measure and

makes possible a different time dilation as of the special relativity.

The limit of the velocity of particles as the speed of light appropriate only for electrical charged particles, since the accelerated charges are self maintaining locally the accelerating electric force. The neutrinos are CP symmetry breaking particles compensated by time in the CPT symmetry, that is the time coordinate not works as in the electromagnetic interactions, consequently the speed of neutrinos is not limited by the speed of light.

The weak interaction T-asymmetry is in conjunction with the T-asymmetry of the second law of thermodynamics, meaning that locally lowering entropy (on extremely high temperature) causes the weak interaction, for example the Hydrogen fusion.

Probably because it is a spin creating movement changing linear oscillation to 2 dimensional oscillation by changing d to u quark and creating anti neutrino going back in time relative to the proton and electron created from the neutron, it seems that the anti neutrino fastest then the velocity of the photons created also in this weak interaction?

A quark flavor changing shows that it is a reflection changes movement and the CP- and T-symmetry breaking. This flavor changing oscillation could prove that it could be also on higher level such as atoms, molecules, probably big biological significant molecules and responsible on the aging of the life.

Important to mention that the weak interaction is always contains particles and antiparticles, where the neutrinos (antineutrinos) present the opposite side. It means by Feynman's interpretation that these particles present the backward time and probably because this they seem to move faster than the speed of light in the reference frame of the other side.

Finally since the weak interaction is an electric dipole change with  $\frac{1}{2}$  spin creating; it is limited by the velocity of the electromagnetic wave, so the neutrino's velocity cannot exceed the velocity of light.

## **The Strong Interaction - QCD**

### **Confinement and Asymptotic Freedom**

For any theory to provide a successful description of strong interactions it should simultaneously exhibit the phenomena of confinement at large distances and asymptotic freedom at short distances. Lattice calculations support the hypothesis that for non-abelian gauge theories the two domains are analytically connected, and confinement and asymptotic freedom coexist.

Similarly, one way to show that QCD is the correct theory of strong interactions is that the coupling extracted at various scales (using experimental data or lattice simulations) is unique in the sense that its variation with scale is given by the renormalization group. The data for  $\alpha_s$  is reviewed in Section

19. In this section I will discuss what these statements mean and imply. [4]

## Lattice QCD

**Lattice QCD** is a well-established non-perturbative approach to solving the quantum chromodynamics (QCD) theory of quarks and gluons. It is a lattice gauge theory formulated on a grid or lattice of points in space and time. When the size of the lattice is taken infinitely large and its sites infinitesimally close to each other, the continuum QCD is recovered. [6]

Analytic or perturbative solutions in low-energy QCD are hard or impossible due to the highly nonlinear nature of the strong force. This formulation of QCD in discrete rather than continuous space-time naturally introduces a momentum cut-off at the order  $1/a$ , where  $a$  is the lattice spacing, which regularizes the theory. As a result, lattice QCD is mathematically well-defined. Most importantly, lattice QCD provides a framework for investigation of nonperturbative phenomena such as confinement and quark-gluon plasma formation, which are intractable by means of analytic field theories.

In lattice QCD, fields representing quarks are defined at lattice sites (which leads to fermion doubling), while the gluon fields are defined on the links connecting neighboring sites.

## QCD

QCD enjoys two peculiar properties:

- **Confinement**, which means that the force between quarks does not diminish as they are separated. Because of this, it would take an infinite amount of energy to separate two quarks; they are forever bound into hadrons such as the proton and the neutron. Although analytically unproven, confinement is widely believed to be true because it explains the consistent failure of free quark searches, and it is easy to demonstrate in lattice QCD.
- **Asymptotic freedom**, which means that in very high-energy reactions, quarks and gluons interact very weakly. This prediction of QCD was first discovered in the early 1970s by David Politzer and by Frank Wilczek and David Gross. For this work they were awarded the 2004 Nobel Prize in Physics.

There is no known phase-transition line separating these two properties; confinement is dominant in low-energy scales but, as energy increases, asymptotic freedom becomes dominant. [5]

## Color Confinement

When two quarks become separated, as happens in particle accelerator collisions, at some point it is more energetically favorable for a new quark-antiquark pair to spontaneously appear, than to allow the tube to extend further. As a result of this, when quarks are produced in particle accelerators, instead of seeing the individual quarks in detectors, scientists see "jets" of many color-neutral particles (mesons and baryons), clustered together. This process is called hadronization, fragmentation, or string breaking, and is one of the least understood processes in particle physics.

[3]

## Electromagnetic inertia and mass

### Electromagnetic Induction

Since the magnetic induction creates a negative electric field as a result of the changing acceleration, it works as an electromagnetic inertia, causing an electromagnetic mass. [1]

### The frequency dependence of mass

Since  $E = h\nu$  and  $E = mc^2$ ,  $m = h\nu/c^2$  that is the  $m$  depends only on the  $\nu$  frequency. It means that the mass of the proton and electron are electromagnetic and the result of the electromagnetic induction, caused by the changing acceleration of the spinning and moving charge! It could be that the  $m_0$  inertial mass is the result of the spin, since this is the only accelerating motion of the electric charge. Since the accelerating motion has different frequency for the electron in the atom and the proton, they masses are different, also as the wavelengths on both sides of the diffraction pattern, giving equal intensity of radiation.

### Electron – Proton mass rate

The Planck distribution law explains the different frequencies of the proton and electron, giving equal intensity to different lambda wavelengths! Also since the particles are diffraction patterns they have some closeness to each other. [2]

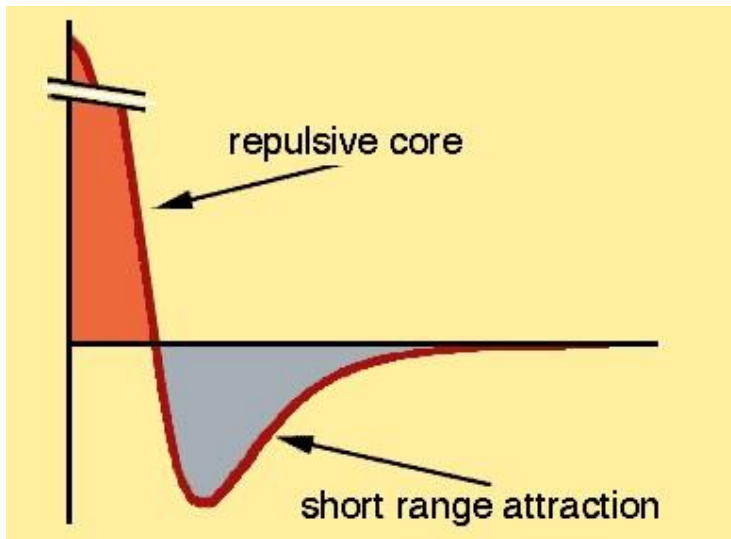
There is an asymmetry between the mass of the electric charges, for example proton and electron, can understood by the asymmetrical Planck Distribution Law. This temperature dependent energy distribution is asymmetric around the maximum intensity, where the annihilation of matter and antimatter is a high probability event. The asymmetric sides are creating different frequencies of electromagnetic radiations being in the same intensity level and compensating each other. One of these compensating ratios is the electron – proton mass ratio. The lower energy side has no compensating intensity level, it is the dark energy and the corresponding matter is the dark matter.

### The potential of the diffraction pattern

The force that holds protons and neutrons together is extremely strong. It has to be strong to overcome the electric repulsion between the positively charged protons. It is also of very short range, acting only when two particles are within 1 or 2 fm of each other.

1 fm (femto meter) =  $10^{-15}$  m =  $10^{-15}$  m = 0.000000000000001 meters.

The qualitative features of the nucleon-nucleon force are shown below.



There is an extremely **strong short-range repulsion** that pushes protons and neutrons apart before they can get close enough to touch. (This is shown in orange.) This repulsion can be understood to arise because the quarks in individual nucleons are forbidden to be in the same area by the Pauli Exclusion Principle.

There is a **medium-range attraction** (pulling the neutrons and protons together) that is strongest for separations of about 1 fm. (This is shown in gray.) This attraction can be understood to arise from the exchange of quarks between the nucleons, something that looks a lot like the exchange of a pion when the separation is large.

The density of nuclei is limited by the short range repulsion. The maximum size of nuclei is limited by the fact that the attractive force dies away extremely quickly (exponentially) when nucleons are more than a few fm apart.

Elements beyond uranium (which has 92 protons), particularly the trans-fermium elements (with more than 100 protons), tend to be unstable to fission or alpha decay because the Coulomb repulsion between protons falls off much more slowly than the nuclear attraction. This means that each proton sees repulsion from every other proton but only feels an attractive force from the few neutrons and protons that are nearby -- even if there is a large excess of neutrons.

Some "super heavy nuclei" (new elements with about 114 protons) might turn out to be stable as a result of the same kind of quantum mechanical shell-closure that makes noble gases very stable chemically. [7]

## Conclusions

Lattice QCD gives the same results as the diffraction theory of the electromagnetic oscillators, which is the explanation of the strong force and the quark confinement. [8]

## References

[1] The Magnetic field of the Electric current and the Magnetic induction

[http://academia.edu/3833335/The\\_Magnetic\\_field\\_of\\_the\\_Electric\\_current](http://academia.edu/3833335/The_Magnetic_field_of_the_Electric_current)

[2] 3 Dimensional String Theory

[http://academia.edu/3834454/3\\_Dimensional\\_String\\_Theory](http://academia.edu/3834454/3_Dimensional_String_Theory)

[3] Color confinement - Wikipedia, the free encyclopedia

[http://en.wikipedia.org/wiki/Color\\_confinement](http://en.wikipedia.org/wiki/Color_confinement)

[4] *INTRODUCTION TO LATTICE QCD* <http://arxiv.org/abs/hep-lat/9807028>

[5] QCD [http://en.wikipedia.org/wiki/Quantum\\_chromodynamics](http://en.wikipedia.org/wiki/Quantum_chromodynamics)

[6] [http://en.wikipedia.org/wiki/Lattice\\_QCD](http://en.wikipedia.org/wiki/Lattice_QCD)

[7]

<http://www.cartage.org.lb/en/themes/sciences/physics/NuclearPhysics/WhatisNuclear/Forces/Forces.htm>

[8] Theory of Everything [http://www.academia.edu/4168202/Theory\\_of\\_Everything\\_ -](http://www.academia.edu/4168202/Theory_of_Everything_-_4_Dimensional_String_Theory)

[4\\_Dimensional\\_String\\_Theory](http://www.academia.edu/4168202/Theory_of_Everything_-_4_Dimensional_String_Theory)

[9] Physicists Recreate Substance Similar To The Plasma Believed To Have Existed At The Very

Beginning Of The Universe <http://www.iflscience.com/physics/tiniest-liquid-also-hottest-ever-created-lab>

[10] Jefferson Lab completes 12 GeV upgrade of the Continuous Electron Beam Accelerator

Facility <https://phys.org/news/2017-10-jefferson-lab-gev-electron-facility.html>

[11] Large-scale simulations of quarks promise precise view of reactions of astrophysical importance

<https://phys.org/news/2017-12-large-scale-simulations-quarks-precise-view.html>

[12] Applying machine learning to the universe's mysteries

<https://phys.org/news/2018-01-machine-universe-mysteries.html>

[13] Playing billiards with a laser beam

<https://phys.org/news/2018-01-billiards-laser.html>

[14] Laser pulse creates frequency doubling in amorphous dielectric material

<https://phys.org/news/2020-01-laser-pulse-frequency-amorphous-dielectric.html>

[15] Cutting through fog with laser focus

<https://phys.org/news/2020-01-fog-laser-focus.html>

[16] Using relativistic effects for laser fusion: A new approach for clean power

<https://phys.org/news/2020-01-relativistic-effects-laser-fusion-approach.html>

