

Article

Analytical Modeling of MHD Flow over a Permeable Rotating Disk in the Presence of Soret and Dufour Effects: Entropy Analysis

Navid Freidoonimehr ¹, Mohammad Mehdi Rashidi ^{2,3}, Shirley Abelman ^{4,*} and Giulio Lorenzini ⁵

¹ Young Researchers & Elite Club, Hamedan Branch, Islamic Azad University, 65181-15743, Hamedan, Iran; nfreidoonimehr@yahoo.com

² Shanghai Key Lab of Vehicle Aerodynamics and Vehicle Thermal Management Systems, Tongji University, Shanghai 201804, China; mm_rashidi@tongji.edu.cn

³ ENN-Tongji Clean Energy Institute of Advanced Studies, Shanghai 201804, China

⁴ DST-NRF Centre of Excellence in Mathematical and Statistical Sciences, School of Computer Science and Applied Mathematics, University of the Witwatersrand, Johannesburg, Private Bag 3, Wits 2050, South Africa

⁵ Department of Industrial Engineering, University of Parma, Parma 43124, Italy; giulio.lorenzini@unipr.it

* Correspondence: Shirley.Abelman@wits.ac.za; Tel.: +27-11-717-6113

Academic Editors: Kevin H. Knuth and Heinz Herwig

Received: 15 February 2016; Accepted: 1 April 2016; Published: 26 April 2016

Abstract: The main concern of the present article is to study steady magnetohydrodynamics (MHD) flow, heat transfer and entropy generation past a permeable rotating disk using a semi numerical/analytical method named Homotopy Analysis Method (HAM). The results of the present study are compared with numerical quadrature solutions employing a shooting technique with excellent correlation in special cases. The entropy generation equation is derived as a function of velocity, temperature and concentration gradients. Effects of flow physical parameters including magnetic interaction parameter, suction parameter, Prandtl number, Schmidt number, Soret and Dufour number on the fluid velocity, temperature and concentration distributions as well as entropy generation number are analysed and discussed in detail. Results show that increasing the Soret number or decreasing the Dufour number tends to decrease the temperature distribution while the concentration distribution is enhanced. The averaged entropy generation number increases with increasing magnetic interaction parameter, suction parameter, Prandtl number, and Schmidt number.

Keywords: entropy generation; heat and mass transfer; MHD flow; rotating disk; HAM; Soret effect; Dufour effect

1. Introduction

Rotating disk flows have received much attention in several industrial and engineering processes. They have feasible applications in many industries, such as rotating machinery, lubrication, oceanography and computer storage devices. Von Karman [1] was, to the best of our knowledge, the first who studied fluid flow due to an infinite rotating disk. He introduced his famous appropriate transformations, resulting in ordinary differential equations, which are a reduced form of the governing partial differential equations.

In several studies, Dufour and Soret effects were assumed to be negligible on heat and mass transfer according to the effects described by Fourier's and Fick's laws [2]. These effects are more important when the density differences exist in the flow regime [3]. When heat and mass transfer happen simultaneously in a moving fluid, the energy flux can be generated by temperature gradients as well as composition gradients. The energy flux caused by a composition gradient is named the Dufour or diffusion-thermo effect and also the mass fluxes can be developed by the temperature

gradients which are called the Soret or thermal-diffusion effect [4]. In this matter, several studies have been carried out. Das *et al.* [5] displayed the effect of mass transfer on the free convective flow and heat transfer of a viscous incompressible electrically conducting fluid past a vertical porous plate through a porous medium. Rashidi *et al.* [6] presented an analytical solution for steady magnetohydrodynamics (MHD) convective and slip flow due to a rotating disk in the presence of viscous dissipation and Ohmic heating. Hayat *et al.* [7] illustrated thermal-diffusion and diffusion-thermo effects on 2D MHD axisymmetric flow of a second grade fluid in the presence of Joule heating and first order chemical reaction. Osalusi *et al.* [4] studied Soret and Dufour effects on combined heat and mass transfer of steady hydromagnetic convective and slip flow due to a rotating disk in the presence of viscous dissipation and Ohmic heating numerically using a shooting method. Pal and Talukdar [8] investigated effects of thermal radiation and first-order chemical reaction on unsteady MHD convective flow past a semi-infinite vertical flat plate in the presence of transverse magnetic field under oscillatory suction and heat source in a slip-flow regime. In another study, Turkyilmazoglu and Pop [9] studied heat and mass transfer characteristics of unsteady electrically conducting fluid flow past a suddenly started vertical infinite flat considering Soret and heat source effects.

In recent years, efficiency calculation of heat exchanger systems was restricted to the first law of thermodynamics in many studies. In many industrial systems, various mechanisms that account for irreversibility compete with each other. Thermodynamic optimization has become the concern of several researchers in recent years and is also the condition of the most desirable trade-off between two or more competing irreversibilities [10]. Entropy generation minimization has been comprehensively covered by Bejan [11], specifically in the fields of refrigeration, heat transfer, storage, solar thermal power conversion, and thermal science education. Entropy generation minimization method is employed to optimize the thermal engineering devices for higher energy efficiency. In order to access the best design of thermal systems, one can employ the second law of thermodynamics by minimizing the irreversibility [12,13]. The performance of engineering equipment in the presence of irreversibilities is reduced and the entropy generation function is a measure of the level of available irreversibilities in a process. Since entropy generation is a criterion for measurement of available work destruction of systems, reduction of entropy generation is essential to obtain the optimal design of energy systems [14]. Moreover, entropy generation causes the systems to decrease useful power cycle outputs for a power production device or increase the power input to the cycle for power consumption devices. It is important to emphasize that the second law of thermodynamics is more reliable than the first law of thermodynamics analysis, because of the limitation of the first law efficiency in heat transfer engineering systems [15]. The evaluation of entropy generation is carried out to improve the system performance. In addition, heat transfer, mass transfer, viscous dissipation, finite temperature gradients, *etc.* can be introduced as the sources of entropy generation [16].

Many researchers have been motivated to conduct applications of the second law of thermodynamics in the design of thermal engineering systems in recent decades. Rashidi *et al.* [17] investigated analysis of the second law of thermodynamics applied to an electrically conducting incompressible nanofluid flowing over a porous rotating disk. Jafari and Freidoonimehr [18] studied the second law of thermodynamics over a stretching permeable surface in the presence of a uniform vertical magnetic field in a slip nanofluid regime. In another study, Abolbashari *et al.* [19] used Homotopy Analysis Method (HAM) to study entropy analysis in an unsteady magnetohydrodynamic nanofluid regime adjacent to an accelerating stretching permeable surface. In addition, Abolbashari *et al.* [20] investigated heat and mass transfer and entropy generation for steady laminar non-Newtonian nanofluid flow induced by a stretching sheet in the presence of velocity slip and convective surface boundary conditions using Optimal HAM. Further, Ellahi *et al.* [21] studied natural convection boundary layer flow along an inverted cone. They also considered effect of the shape of nanosize particles on entropy generation with base fluid.

Some strongly nonlinear equations used to describe physical systems in the form of mathematical modeling have no exact solutions. Numerical or analytical methods such as Runge–Kutta

method [22,23], differential transform method (DTM) [24–26] and the present employed analytical method, HAM, can be applied to solve these nonlinear equations. Numerical methods have many disadvantages in comparison with analytical methods. Thus in this article, we apply one of the analytical methods named Homotopy analysis method (HAM) to solve the system of nonlinear differential equations. The HAM was firstly introduced by Liao [27–29] to offer a general analytical method for nonlinear problems. Awad [30] presented a simple method for calculating heat transfer from a rotating disk to fluids for a wide range of Prandtl numbers using asymptotic analysis. Recently, HAM was used to solve many nonlinear problems in fluid dynamics and heat transfer [31–34].

Recently, many researchers have been interested to study MHD and its practical applications [35–42]. The object of this paper is to study the second law of thermodynamics of steady MHD flow over a permeable rotating disk in the presence of Soret and Dufour effects analytically via HAM. The effects of various parameters such as magnetic interaction parameter, suction parameter, Prandtl number, Soret number, Dufour number, and Schmidt number on the fluid velocity, temperature and concentration distributions as well as the averaged entropy generation number are analyzed.

2. Mathematical Formulation

We assume steady, axially symmetric, incompressible flow of an electrically conducting fluid with heat and mass transfer flow past a rotating permeable disk. Consider that the fluid is infinite in extent in the positive z -direction. The fluid is assumed to be Newtonian. The external uniform magnetic field B_0 which is considered unchanged by taking the small magnetic Reynolds number is imposed in the direction normal to the surface of the disk. The induced magnetic field due to motion of the electrically-conducting fluid is negligible. Uniform suction is also applied at the surface of the disk. The flow description and geometrical coordinates are shown in Figure 1. The governing equations, respectively, of continuity, momentum, energy and species diffusion in laminar incompressible flow are given by:

$$\frac{\partial u}{\partial r} + \frac{u}{r} + \frac{\partial w}{\partial z} = 0, \quad (1)$$

$$u \frac{\partial u}{\partial r} + w \frac{\partial u}{\partial z} - \frac{v^2}{r} + \frac{1}{\rho} \frac{\partial P}{\partial r} = \nu \left(\frac{\partial^2 u}{\partial r^2} + \frac{1}{r} \frac{\partial u}{\partial r} - \frac{u}{r^2} + \frac{\partial^2 u}{\partial z^2} \right) - \frac{\sigma B_0^2}{\rho} u, \quad (2)$$

$$u \frac{\partial v}{\partial r} + w \frac{\partial v}{\partial z} + \frac{uv}{r} = \nu \left(\frac{\partial^2 v}{\partial r^2} + \frac{1}{r} \frac{\partial v}{\partial r} - \frac{v}{r^2} + \frac{\partial^2 v}{\partial z^2} \right) - \frac{\sigma B_0^2}{\rho} v, \quad (3)$$

$$u \frac{\partial w}{\partial r} + w \frac{\partial w}{\partial z} + \frac{1}{\rho} \frac{\partial P}{\partial z} = \nu \left(\frac{\partial^2 w}{\partial r^2} + \frac{1}{r} \frac{\partial w}{\partial r} + \frac{\partial^2 w}{\partial z^2} \right), \quad (4)$$

$$u \frac{\partial T}{\partial r} + w \frac{\partial T}{\partial z} = \frac{k}{\rho c_p} \left(\frac{\partial^2 T}{\partial r^2} + \frac{1}{r} \frac{\partial T}{\partial r} + \frac{\partial^2 T}{\partial z^2} \right) + \frac{DK_T}{C_s c_p} \left(\frac{\partial^2 C}{\partial r^2} + \frac{1}{r} \frac{\partial C}{\partial r} + \frac{\partial^2 C}{\partial z^2} \right), \quad (5)$$

$$u \frac{\partial C}{\partial r} + w \frac{\partial C}{\partial z} = D \left(\frac{\partial^2 C}{\partial r^2} + \frac{1}{r} \frac{\partial C}{\partial r} + \frac{\partial^2 C}{\partial z^2} \right) + \frac{DK_T}{T_m} \left(\frac{\partial^2 T}{\partial r^2} + \frac{1}{r} \frac{\partial T}{\partial r} + \frac{\partial^2 T}{\partial z^2} \right). \quad (6)$$

By using cylindrical polar coordinates (r, ϕ, z) , the disk rotates with constant angular velocity Ω and is placed at $z = 0$, where z is the vertical axis in the cylindrical coordinate system with r and ϕ as the radial and tangential axes. The components of the flow velocity (u, v, w) are in the directions of increasing (r, ϕ, z) , respectively. P is pressure, ρ is the density of the fluid, and T and C are the fluid temperature and concentration, respectively. ν is the kinematic viscosity of the ambient fluid, σ is the electrical conductivity, k is the thermal conductivity, c_p is the specific heat at constant pressure, D is the molecular diffusion coefficient, K_T is the thermal diffusion ratio, C_s is the concentration susceptibility, and T_m is the mean fluid temperature. The appropriate boundary conditions subject to uniform suction w_0 through the disk are:

$$u = 0, v = \Omega r, w = w_0, T = T_w, C = C_w \text{ at } z = 0, \quad (7)$$

$$u \rightarrow 0, v \rightarrow 0, P \rightarrow P_\infty, T \rightarrow T_\infty, C \rightarrow C_\infty \text{ at } z \rightarrow \infty. \tag{8}$$

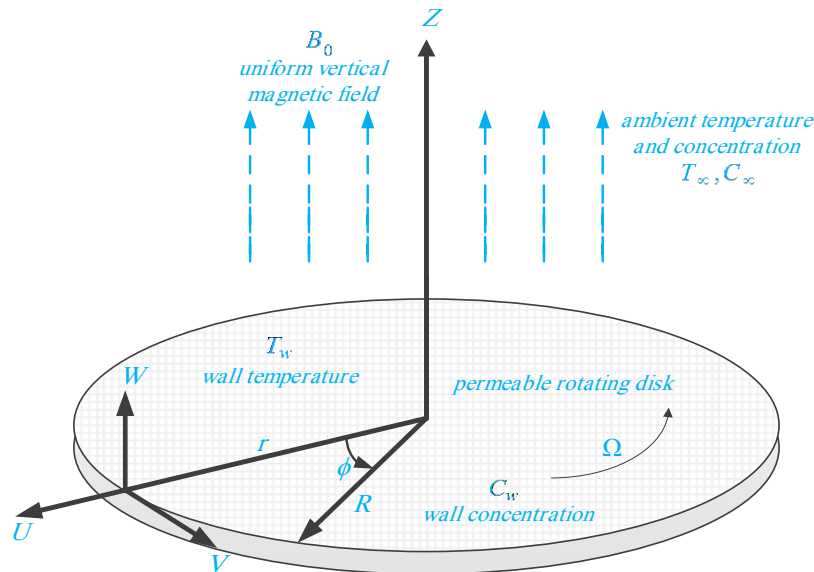


Figure 1. Configuration of the flow and geometrical coordinates.

In order to obtain the non-dimensional form of Equations (1)–(6), the following dimensionless variables are introduced as

$$\bar{R} = \frac{r}{L}, \bar{Z} = \frac{z}{L}, \bar{U} = \frac{u}{\Omega L}, \bar{V} = \frac{v}{\Omega L}, \bar{W} = \frac{w}{\Omega L}, \tag{9}$$

$$\bar{P} = \frac{p-p_\infty}{\rho \Omega^2 L^2}, \bar{v} = \frac{v}{\Omega L^2}, \bar{T} = \frac{T-T_w}{T_\infty-T_w}, \bar{C} = \frac{C-C_w}{C_\infty-C_w},$$

$$\bar{U} = \bar{R}F(\eta), \bar{V} = \bar{R}G(\eta), \bar{W} = (\bar{v})^{1/2}H(\eta), \bar{T} = \theta(\eta), \bar{C} = \varphi(\eta). \tag{10}$$

Substituting the dimensionless variables Equations (9) and (10) into Equations (1)–(6), and by introducing a dimensionless normal distance from the disk, $\eta = \bar{Z}(\bar{v})^{-1/2}$, the following nonlinear ordinary differential equations are obtained:

$$H' + 2F = 0, \tag{11}$$

$$F'' - HF' - F^2 + G^2 - MF = 0, \tag{12}$$

$$G'' - HG' - 2FG - MG = 0, \tag{13}$$

$$\frac{1}{Pr}\theta'' - H\theta' + Du\varphi'' = 0, \tag{14}$$

$$\frac{1}{Sc}\varphi'' - H\varphi' + Sr\theta'' = 0, \tag{15}$$

where $M = \sigma \cdot B_0^2 / \Omega \cdot \rho$ is the magnetic interaction parameter, $Pr = \nu \cdot \rho \cdot c_p / k$ is the Prandtl number, $Sc = \nu / D$ is the Schmidt number, $Sr = D \cdot (T_\infty - T_w) \cdot K_T / \nu \cdot T_m \cdot (C_\infty - C_w)$ is the Soret number, $Du = D \cdot (C_\infty - C_w) \cdot K_T / C_s \cdot c_p \cdot \nu \cdot (T_\infty - T_w)$ is the Dufour number, and $F, G, H, \theta,$ and φ are the dimensionless functions of modified dimensionless vertical coordinate η . The transformed boundary conditions are:

$$F(0) = 0, G(0) = 1, H(0) = W_s, \theta(0) = 1, \varphi(0) = 1, \tag{16}$$

$$F(\eta) \rightarrow 0, G(\eta) \rightarrow 0, \theta(\eta) \rightarrow 0, \varphi(\eta) \rightarrow 0, \text{ as } \eta \rightarrow \infty,$$

where $Ws = w_0 / (\nu \cdot \Omega)^{1/2}$ is the suction/injection parameter and $Ws < 0$ shows uniform suction at the disk surface.

3. Entropy Generation Analysis

According to [16,43–45], in the presence of axial symmetry and magnetic field and considering the mass transfer effect, the volumetric rate of local entropy generation is defined as

$$\dot{S}_{gen}''' = \frac{k}{T_w^2} [\nabla T]^2 + \frac{\mu}{T_w} \Phi + \frac{1}{T_w} [(J - QV) \cdot (E + V \times B)] + \frac{R_g D}{C_w} [\nabla C]^2 + \frac{R_g D}{T_w} [\nabla T \cdot \nabla C], \quad (17)$$

where

$$[\nabla T] = \left[\frac{\partial T}{\partial r} \hat{e}_r + \frac{1}{r} \frac{\partial T}{\partial \theta} \hat{e}_\theta + \frac{\partial T}{\partial z} \hat{e}_z \right], \quad (18)$$

$$[\nabla C] = \left[\frac{\partial C}{\partial r} \hat{e}_r + \frac{1}{r} \frac{\partial C}{\partial \theta} \hat{e}_\theta + \frac{\partial C}{\partial z} \hat{e}_z \right], \quad (19)$$

$$\begin{aligned} \Phi = 2 & \left[\left(\frac{\partial u}{\partial r} \right)^2 + \frac{1}{r^2} \left(\frac{\partial v}{\partial \theta} + u \right)^2 + \left(\frac{\partial w}{\partial z} \right)^2 \right] + \left(\frac{\partial v}{\partial z} + \frac{1}{r} \frac{\partial w}{\partial \theta} \right)^2 \\ & + \left(\frac{\partial w}{\partial r} + \frac{\partial u}{\partial z} \right)^2 + \left[\frac{1}{r} \frac{\partial u}{\partial \theta} + r \frac{\partial}{\partial r} \left(\frac{v}{r} \right) \right]^2, \end{aligned} \quad (20)$$

$$J = \sigma (E + V \times B). \quad (21)$$

We assume that the electric force per unit charge E is negligible in comparison with $V \times B$, in Equations (17) and (21) and we also consider that the electric current J is much greater than QV . Thus, by applying the above assumption and after reduction, Equation (17) can be further simplified as follows

$$\begin{aligned} \dot{S}_{gen}''' = & \underbrace{\frac{k}{T_w^2} \left(\frac{\partial T}{\partial z} \right)^2}_{\text{Thermal irreversibility}} + \underbrace{\frac{\mu}{T_w} \left\{ 2 \left[\left(\frac{\partial u}{\partial r} \right)^2 + \frac{1}{r^2} u^2 + \left(\frac{\partial w}{\partial z} \right)^2 \right] + \left(\frac{\partial v}{\partial z} \right)^2 + \left(\frac{\partial u}{\partial z} \right)^2 + \left[r \frac{\partial}{\partial r} \left(\frac{v}{r} \right) \right]^2 \right\}}_{\text{Fluid friction irreversibility}} \\ & + \underbrace{\frac{\sigma_0^2}{T_w} (u^2 + v^2)}_{\text{Magnetic effects}} + \underbrace{\frac{R_g D}{C_w} \left(\frac{\partial C}{\partial z} \right)^2 + \frac{R_g D}{T_w} \left(\frac{\partial T}{\partial z} \right) \left(\frac{\partial C}{\partial z} \right)}_{\text{Diffusive irreversibility}}. \end{aligned} \quad (22)$$

The right-hand side of Equation (22) consists of four parts; the first part is local entropy generation due to heat transfer irreversibility, the second part arises due to fluid friction irreversibility, the third part denotes the magnetic effects and entropy generation due to diffusion can be calculated from the fourth part which denotes diffusive irreversibility. It must be noted that the entropy generation due to diffusion is the sum of a cross term with both thermal and concentration gradients and a pure term which involves concentration gradient only. The non-dimensional form of the entropy generation rate is the entropy generation number and indicates the ratio of the actual entropy generation rate (\dot{S}_{gen}''') to the characteristic entropy generation rate (\dot{S}_0'''). By using the Von Karman similarity variables given in Equations (9) and (10), the entropy generation number (N_G) becomes:

$$\begin{aligned} N_G = & \alpha \theta'(\eta)^2 + Br \left\langle \frac{3}{Re} H'(\eta)^2 + R^2 \left\{ \left(F'(\eta)^2 + G'(\eta)^2 \right) + M \left(F(\eta)^2 + G(\eta)^2 \right) \right\} \right\rangle \\ & + \frac{\beta \lambda}{\alpha} \varphi'(\eta)^2 + \lambda \theta'(\eta) \varphi'(\eta), \end{aligned} \quad (23)$$

where $\alpha = \Delta T / T_w$ is the dimensionless temperature difference, $Br = \mu \Omega^2 L^2 / k \Delta$ is the rotational Brinkman number, $Re = \Omega L^2 / \nu$ is the rotational Reynolds number, $\beta = \Delta C / C_w$ is the dimensionless concentration difference, $\lambda = R_g D \Delta C / k$ is the diffusive constant parameter, and $N_G = \dot{S}_{gen}''' / (k \Omega \Delta T / \nu T_w)$ is the dimensionless entropy generation rate.

As the Brinkman number (a measure of the effect of viscous dissipation) increases, entropy generation due to viscous and magnetic effects also increases. Increasing the Reynolds number results in a decrease in the effect of fluid friction irreversibility.

The averaged entropy generation number, which is an important measure of total global entropy generation can be evaluated using:

$$N_{G,av} = \frac{1}{\forall} \int_0^m \int_0^1 2\pi R N_G dR d\eta, \tag{24}$$

where \forall is the volume considered. In order to consider the effects of velocity, thermal and concentration boundary-layers, we calculate the volumetric entropy generation in a large finite domain. Thus, the integration of Equation (24) is obtained in the domain $0 \leq R \leq 1$ and $0 \leq \eta \leq m$; where m is a sufficiently large number.

4. HAM Solution

We choose suitable initial approximations, according to the boundary conditions (16) and the rule of solution expression

$$H(0) = W_s, F(0) = 0, G(0) = e^{-\eta}, \theta(0) = e^{-\eta}, \varphi(0) = e^{-\eta}. \tag{25}$$

The auxiliary linear operators $\mathcal{L}_1(H)$, $\mathcal{L}_2(F)$, $\mathcal{L}_3(G)$, $\mathcal{L}_4(\theta)$ and $\mathcal{L}_5(\varphi)$ are:

$$\begin{aligned} \mathcal{L}(H) &= \frac{\partial H}{\partial \eta}, & \mathcal{L}(F) &= \frac{\partial^2 F}{\partial \eta^2} + \frac{\partial F}{\partial \eta}, & \mathcal{L}(G) &= \frac{\partial^2 G}{\partial \eta^2} + \frac{\partial G}{\partial \eta}, \\ \mathcal{L}(\theta) &= \frac{\partial^2 \theta}{\partial \eta^2} + \frac{\partial \theta}{\partial \eta}, & \mathcal{L}(\varphi) &= \frac{\partial^2 \varphi}{\partial \eta^2} + \frac{\partial \varphi}{\partial \eta}, \end{aligned} \tag{26}$$

with the following properties

$$\begin{aligned} \mathcal{L}_1(c_1) &= 0, & \mathcal{L}_2(c_2 e^{-\eta} + c_3) &= 0, & \mathcal{L}_3(c_4 e^{-\eta} + c_5) &= 0, \\ \mathcal{L}_4(c_6 e^{-\eta} + c_7) &= 0, & \mathcal{L}_5(c_8 e^{-\eta} + c_9) &= 0, \end{aligned} \tag{27}$$

where $c_i, i = 1 - 9$, are the arbitrary constants. Nonlinear operators, due to Equations (11)–(15), are introduced as

$$\mathcal{N}_1 [\hat{H}(\eta; p), \hat{F}(\eta; p)] = \frac{\partial \hat{H}(\eta; p)}{\partial \eta} + 2\hat{F}(\eta; p), \tag{28}$$

$$\begin{aligned} \mathcal{N}_2 [\hat{H}(\eta; p), \hat{F}(\eta; p), \hat{G}(\eta; p)] &= \frac{\partial^2 \hat{F}(\eta; p)}{\partial \eta^2} - \hat{H}(\eta; p) \frac{\partial \hat{F}(\eta; p)}{\partial \eta} \\ &\quad - \hat{F}(\eta; p)^2 + \hat{G}(\eta; p)^2 - M \hat{F}(\eta; p), \end{aligned} \tag{29}$$

$$\begin{aligned} \mathcal{N}_3 [\hat{H}(\eta; p), \hat{F}(\eta; p), \hat{G}(\eta; p)] &= \frac{\partial^2 \hat{G}(\eta; p)}{\partial \eta^2} - \hat{H}(\eta; p) \frac{\partial \hat{G}(\eta; p)}{\partial \eta} \\ &\quad - 2 \hat{G}(\eta; p) \hat{F}(\eta; p) - M \hat{G}(\eta; p), \end{aligned} \tag{30}$$

$$\mathcal{N}_4 [\hat{H}(\eta; p), \hat{\theta}(\eta; p), \hat{\varphi}(\eta; p)] = \frac{1}{Pr} \frac{\partial^2 \hat{\theta}(\eta; p)}{\partial \eta^2} - \hat{H}(\eta; p) \frac{\partial \hat{\theta}(\eta; p)}{\partial \eta} + Du \frac{\partial^2 \hat{\varphi}(\eta; p)}{\partial \eta^2}, \tag{31}$$

$$\mathcal{N}_5 [\hat{H}(\eta; p), \hat{\theta}(\eta; p), \hat{\varphi}(\eta; p)] = \frac{1}{Sc} \frac{\partial^2 \hat{\varphi}(\eta; p)}{\partial \eta^2} - \hat{H}(\eta; p) \frac{\partial \hat{\varphi}(\eta; p)}{\partial \eta} + Sr \frac{\partial^2 \hat{\theta}(\eta; p)}{\partial \eta^2}. \tag{32}$$

The zero-th order deformation equations are

$$(1 - p) \mathcal{L}_1 [\hat{H}(\eta; p) - H_0(\eta)] = p \hbar \mathcal{H}_H(\eta) \mathcal{N}_1 [\hat{H}(\eta; p), \hat{F}(\eta; p)], \tag{33}$$

$$(1 - p) \mathcal{L}_2 [\hat{F}(\eta; p) - F_0(\eta)] = p \hbar \mathcal{H}_F(\eta) \mathcal{N}_2 [\hat{H}(\eta; p), \hat{F}(\eta; p), \hat{G}(\eta; p)], \tag{34}$$

$$(1 - p) \mathcal{L}_3 [\hat{G}(\eta; p) - G_0(\eta)] = p \hbar \mathcal{H}_G(\eta) \mathcal{N}_3 [\hat{H}(\eta; p), \hat{F}(\eta; p), \hat{G}(\eta; p)], \tag{35}$$

$$(1-p) \mathcal{L}_4 [\hat{\theta}(\eta; p) - \theta_0(\eta)] = p \hbar \mathcal{H}_\theta(\eta) \mathcal{N}_4 [\hat{H}(\eta; p), \hat{\theta}(\eta; p), \hat{\varphi}(\eta; p)], \quad (36)$$

$$(1-p) \mathcal{L}_5 [\hat{\varphi}(\eta; p) - \varphi_0(\eta)] = p \hbar \mathcal{H}_\varphi(\eta) \mathcal{N}_5 [\hat{H}(\eta; p), \hat{\theta}(\eta; p), \hat{\varphi}(\eta; p)], \quad (37)$$

where $\mathcal{H}_H(\eta)$, $\mathcal{H}_F(\eta)$, $\mathcal{H}_G(\eta)$, $\mathcal{H}_\theta(\eta)$, and $\mathcal{H}_\varphi(\eta)$ are the auxiliary functions, which are selected as

$$\mathcal{H}_H(\eta) = \mathcal{H}_F(\eta) = \mathcal{H}_G(\eta) = \mathcal{H}_\theta(\eta) = \mathcal{H}_\varphi(\eta) = 1, \quad (38)$$

subject to the boundary conditions

$$\begin{aligned} \hat{H}(0; p) = W_s, \quad \hat{F}(0; p) = 0, \quad \hat{G}(0; p) = 1, \quad \hat{\theta}(0; p) = 1, \quad \hat{\varphi}(0; p) = 1, \\ \hat{H}(0; \infty) = 0, \quad \hat{F}(0; \infty) = 0, \quad \hat{G}(0; \infty) = 0, \quad \hat{\theta}(0; \infty) = 0, \quad \hat{\varphi}(0; \infty) = 0. \end{aligned} \quad (39)$$

Finally by Taylor's theorem, we obtain

$$\hat{H}(\eta; p) = H_0(\eta) + \sum_{m=1}^{\infty} H_m(\eta) p^m, \quad (40)$$

$$\hat{F}(\eta; p) = F_0(\eta) + \sum_{m=1}^{\infty} F_m(\eta) p^m, \quad (41)$$

$$\hat{G}(\eta; p) = G_0(\eta) + \sum_{m=1}^{\infty} G_m(\eta) p^m, \quad (42)$$

$$\hat{\theta}(\eta; p) = \theta_0(\eta) + \sum_{m=1}^{\infty} \theta_m(\eta) p^m, \quad (43)$$

$$\hat{\varphi}(\eta; p) = \varphi_0(\eta) + \sum_{m=1}^{\infty} \varphi_m(\eta) p^m, \quad (44)$$

where

$$\begin{aligned} H_m(\eta) &= \frac{1}{m!} \left. \frac{\partial^m \hat{H}(\eta; p)}{\partial p^m} \right|_{p=0}, \quad F_m(\eta) = \frac{1}{m!} \left. \frac{\partial^m \hat{F}(\eta; p)}{\partial p^m} \right|_{p=0}, \\ G_m(\eta) &= \frac{1}{m!} \left. \frac{\partial^m \hat{G}(\eta; p)}{\partial p^m} \right|_{p=0}, \quad \theta_m(\eta) = \frac{1}{m!} \left. \frac{\partial^m \hat{\theta}(\eta; p)}{\partial p^m} \right|_{p=0}, \\ \varphi_m(\eta) &= \frac{1}{m!} \left. \frac{\partial^m \hat{\varphi}(\eta; p)}{\partial p^m} \right|_{p=0}. \end{aligned} \quad (45)$$

Convergence of the series in Equations (40)–(44) strongly depends on the auxiliary parameter (\hbar) [27]. Consider that \hbar is chosen such that the series in Equations (40)–(44) is convergent at $p = 1$ we have

$$H(\eta) = H_0(\eta) + \sum_{m=1}^{\infty} H_m(\eta), \quad (46)$$

$$F(\eta) = F_0(\eta) + \sum_{m=1}^{\infty} F_m(\eta), \quad (47)$$

$$G(\eta) = G_0(\eta) + \sum_{m=1}^{\infty} G_m(\eta), \quad (48)$$

$$\theta(\eta) = \theta_0(\eta) + \sum_{m=1}^{\infty} \theta_m(\eta), \quad (49)$$

$$\varphi(\eta) = \varphi_0(\eta) + \sum_{m=1}^{\infty} \varphi_m(\eta). \tag{50}$$

To obtain m th-order deformation equations, differentiate Equations (33)–(37) m times with respect to p , divide by $m!$ in $p = 0$. The results become:

$$\mathcal{L}_1 [H_m(\eta) - \chi_m H_{m-1}(\eta)] = \hbar \mathcal{H}_H(\eta) R_{1,m}(\eta), \tag{51}$$

$$\mathcal{L}_2 [F_m(\eta) - \chi_m F_{m-1}(\eta)] = \hbar \mathcal{H}_F(\eta) R_{2,m}(\eta), \tag{52}$$

$$\mathcal{L}_3 [G_m(\eta) - \chi_m G_{m-1}(\eta)] = \hbar \mathcal{H}_G(\eta) R_{3,m}(\eta), \tag{53}$$

$$\mathcal{L}_4 [\theta_m(\eta) - \chi_m \theta_{m-1}(\eta)] = \hbar \mathcal{H}_\theta(\eta) R_{4,m}(\eta), \tag{54}$$

$$\mathcal{L}_5 [\varphi_m(\eta) - \chi_m \varphi_{m-1}(\eta)] = \hbar \mathcal{H}_\varphi(\eta) R_{5,m}(\eta), \tag{55}$$

where

$$R_{1,m}(\eta) = \frac{\partial H_{m-1}(\eta)}{\partial \eta} + 2 F_{m-1}(\eta), \tag{56}$$

$$R_{2,m}(\eta) = \frac{\partial^2 F_{m-1}(\eta)}{\partial \eta^2} - \sum_{n=0}^{m-1} \left(H_n(\eta) \frac{\partial F_{m-1-n}(\eta)}{\partial \eta} + F_n(\eta) F_{m-1-n}(\eta) - G_n(\eta) G_{m-1-n}(\eta) \right) - M F_{m-1}(\eta), \tag{57}$$

$$R_{3,m}(\eta) = \frac{\partial^2 G_{m-1}(\eta)}{\partial \eta^2} - \sum_{n=0}^{m-1} \left(H_n(\eta) \frac{\partial G_{m-1-n}(\eta)}{\partial \eta} + 2 F_n(\eta) G_{m-1-n}(\eta) \right) - M G_{m-1}(\eta), \tag{58}$$

$$R_{4,m}(\eta) = \frac{1}{Pr} \frac{\partial^2 \theta_{m-1}(\eta)}{\partial \eta^2} - \sum_{n=0}^{m-1} \left(H_n(\eta) \frac{\partial \theta_{m-1-n}(\eta)}{\partial \eta} \right) + Du \frac{\partial^2 \varphi_{m-1}(\eta)}{\partial \eta^2}, \tag{59}$$

$$R_{5,m}(\eta) = \frac{1}{Sc} \frac{\partial^2 \varphi_{m-1}(\eta)}{\partial \eta^2} - \sum_{n=0}^{m-1} \left(H_n(\eta) \frac{\partial \varphi_{m-1-n}(\eta)}{\partial \eta} \right) + Sr \frac{\partial^2 \theta_{m-1}(\eta)}{\partial \eta^2}, \tag{60}$$

and

$$\chi_m = \begin{cases} 0 & m \leq 1 \\ 1 & m > 1 \end{cases}, \tag{61}$$

with respect to the following boundary conditions

$$\begin{aligned} H_m(0) &= W_s, F_m(0) = 0, G_m(0) = 1, \theta_m(0) = 1, \varphi_m(0) = 1, \\ F_m(\infty) &= 0, G_m(\infty) = 0, \theta_m(\infty) = 0, \varphi_m(\infty) = 0. \end{aligned} \tag{62}$$

The symbolic software *MATHEMATICA* (version 9.0.1) is used to solve the system of linear equations, Equations (51)–(55) with boundary conditions (62), for $m = 1, 2, 3, \dots$

5. Optimal Convergence Control Parameters

Convergence of the series in Equations (40)–(44) forcefully depends on the auxiliary parameter, as mentioned by Liao [27]. It is essential to select an appropriate value of the auxiliary parameter to control and speed up convergence of the approximation series with the assistance of the so-called \hbar -curve. Obviously, the valid regions of \hbar correspond to the line segments nearly parallel to the horizontal axis. The \hbar -curves of $F'(0)$, $G'(0)$, $H''(0)$, $\theta'(0)$ and $\varphi'(0)$ obtained by the 20th order approximation are shown in Figure 2.

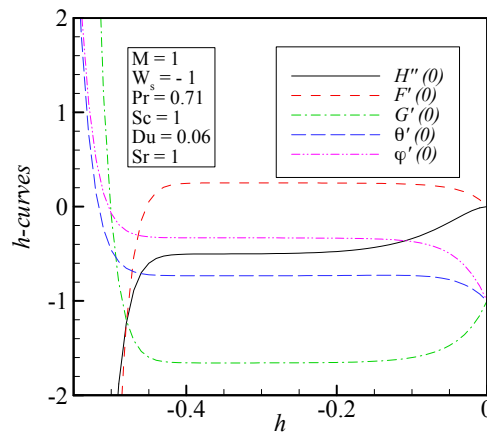


Figure 2. The \hbar -curves obtained by 20th order approximation of the HAM solution.

The averaged residual errors are defined as:

$$Res_H = \frac{dH(\eta)}{d\eta} + 2F(\eta), \tag{63}$$

$$Res_F = \frac{d^2F(\eta)}{d\eta^2} - H(\eta) \frac{dF(\eta)}{d\eta} - F(\eta)^2 + G(\eta)^2 - MF(\eta), \tag{64}$$

$$Res_G = \frac{d^2G(\eta)}{d\eta^2} - H(\eta) \frac{dG(\eta)}{d\eta} - 2F(\eta)G(\eta) - MG(\eta), \tag{65}$$

$$Res_\theta = \frac{1}{Pr} \frac{d^2\theta(\eta)}{d\eta^2} - H(\eta) \frac{d\theta(\eta)}{d\eta} + Du \frac{d^2\varphi(\eta)}{d\eta^2}, \tag{66}$$

$$Res_\varphi = \frac{1}{Sc} \frac{d^2\varphi(\eta)}{d\eta^2} - H(\eta) \frac{d\varphi(\eta)}{d\eta} + Sr \frac{d^2\theta(\eta)}{d\eta^2}. \tag{67}$$

For example, using the above residual error equations (Equations (64) and (65)), one can obtain the optimum values of auxiliary parameters using the below equations [46–48]:

$$\Delta_{f,m} = \frac{1}{K} \sum_{i=0}^K \left[Res_F \left(\sum_{j=0}^m F_j(i\Delta x) \right) \right]^2, \tag{68}$$

$$\Delta_{G,m} = \frac{1}{K} \sum_{i=0}^K \left[Res_G \left(\sum_{j=0}^m G_j(i\Delta x) \right) \right]^2, \tag{69}$$

where $\Delta x = 10/K$ and $K = 20$. For the given order of approximation m , the optimal value of \hbar is given by the minimum values of the $\Delta_{F,m}$ and $\Delta_{G,m}$ corresponding to nonlinear algebraic equations:

$$\frac{d\Delta_{F,m}}{d\hbar} = 0, \quad \frac{d\Delta_{G,m}}{d\hbar} = 0. \tag{70}$$

In order to check the accuracy of the method and determine the optimal values of \hbar , the residual errors displayed in Equations (64) and (65) for the 20th order approximation HAM solutions are presented in Figure 3.

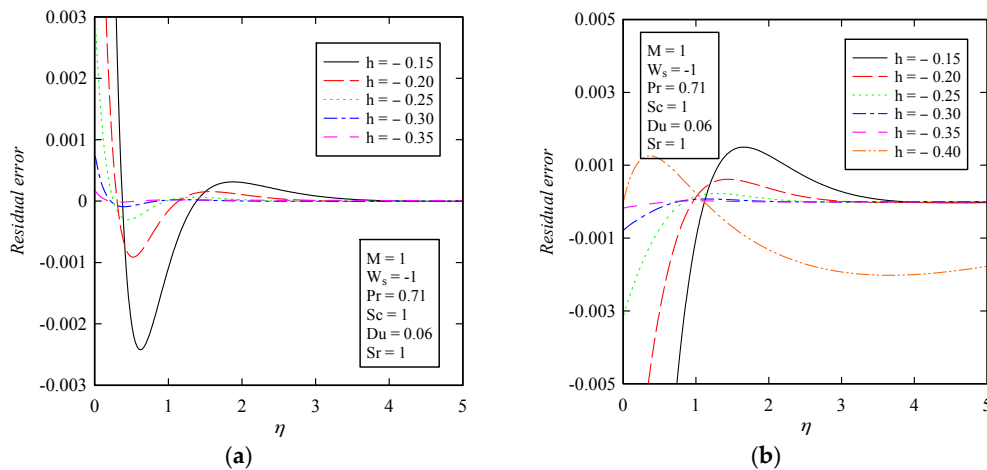


Figure 3. The residual error of (a) Equation (64) and (b) Equation (65) obtained by 20th order approximation of the HAM solution

6. Results and Discussion

The nonlinear ordinary differential Equations (11)–(15) subject to boundary conditions (16) have been solved via HAM for some values of the magnetic interaction parameter M , Prandtl number Pr , Schmidt number Sc , Soret number Sr , Dufour number Du , and suction parameter W_s . The values of the physical flow parameters are mentioned in each of the graphs and tables. Tables 1 and 2 illustrate a comparison between our results and those reported by Turkyilmazoglu [49] and Kelson and Desseaux [50] for $F'(0)$ and $G'(0)$ as well as different values of magnetic interaction parameter and suction parameter. Excellent agreement is observed. The diluting chemical species of most common interest have Schmidt number between 0.1 and 10.0. Thus, we chose Schmidt number 0.22, 0.64, 0.78, and 1, which represent the Schmidt number of helium, ammonia, carbon monoxide, and carbon dioxide, respectively.

Table 1. Numerical values of the radial skin friction coefficient $F'(0)$.

M	W_s	Ref. [49]	Ref. [50]	Present
0	0	-	0.510233	0.510186
	-1	-	0.389569	0.389559
	-2	-	0.242421	0.242416
1	0	0.309258	-	0.309237
	-1	0.251044	-	0.251039
	-2	0.188719	-	0.188718
4	0	0.165703	-	0.165701
	-1	0.149016	-	0.149015
	-2	0.129438	-	0.129438

Table 2. Numerical values of the tangential skin friction coefficient $-G'(0)$.

M	W_s	Ref. [49]	Ref. [50]	Present
0	0	-	0.61592	0.61589
	-1	-	1.17522	1.17523
	-2	-	2.03853	2.03853
1	0	1.06905	-	1.06907
	-1	1.65708	-	1.65709
	-2	2.43136	-	2.43137
4	0	2.01027	-	2.01027
	-1	2.56933	-	2.56933
	-2	3.24134	-	3.24134

The effect of magnetic interaction parameter on the velocity components in radial, tangential and axial directions, temperature distribution as well as concentration profile is presented in Figure 4. Inflection of the vertical magnetic field to the electrically conducting fluid causes a drag-like force named the Lorentz force. This force has the tendency to slow down the flow around the disk at the expense of increasing its temperature and concentration. Thus, as the magnetic field becomes stronger, the velocity profiles in radial, tangential and axial directions decrease and the thermal boundary layer and concentration field increase. It is important to note that as the vertical magnetic field increases, increased resistance on the fluid particles applies, which causes heat to generate in the fluid.

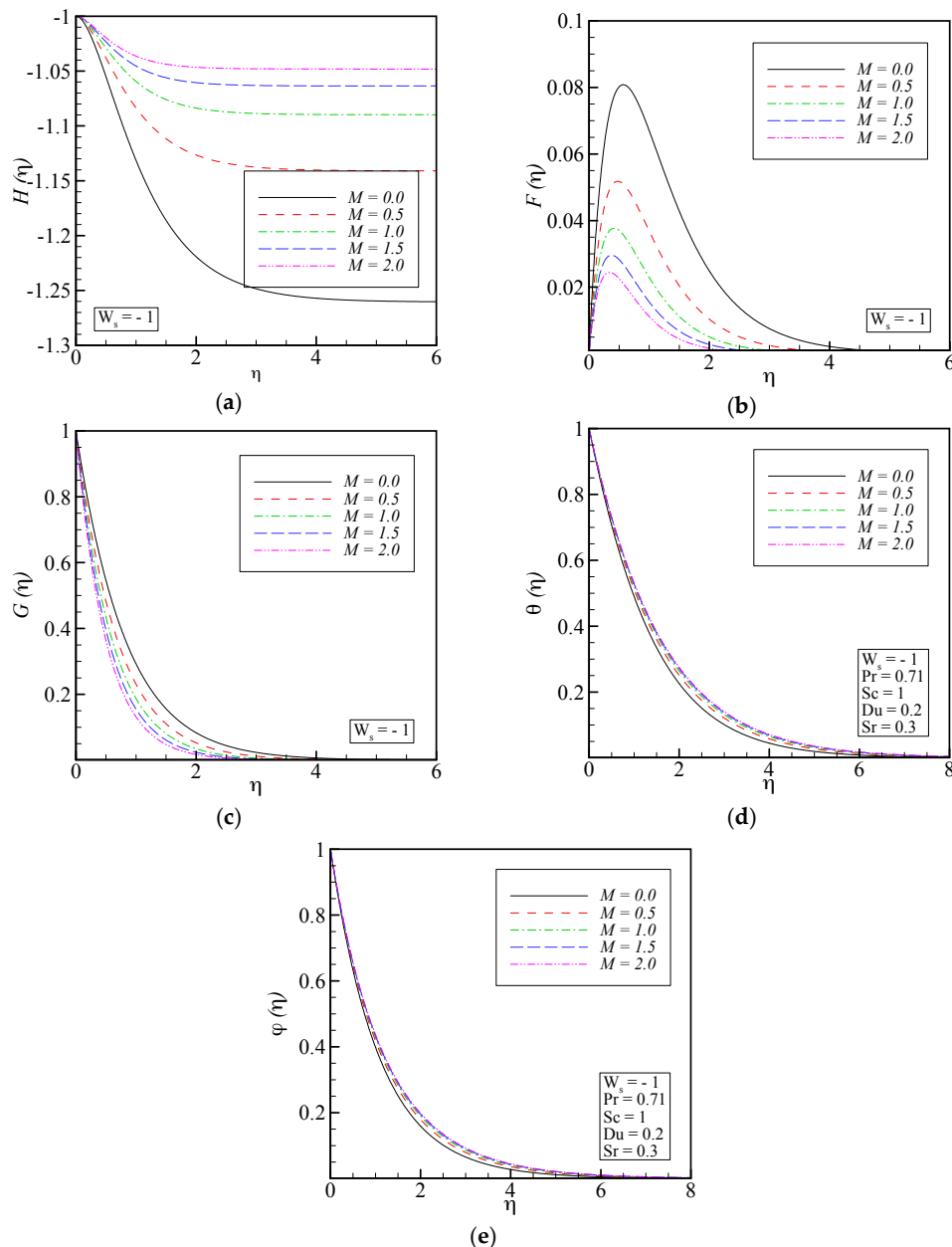


Figure 4. Effect of magnetic interaction parameter on: (a) axial velocity; (b) radial velocity; (c) tangential velocity; (d) temperature distribution; and (e) concentration profiles.

The effect of the suction parameter on all velocity components as well as temperature distribution and concentration profile is illustrated in Figure 5. When suction is applied at the disk surface, the radial, tangential and axial velocity profiles decrease. Applying suction leads to draw the amount of

fluid particles into the wall and consequently the velocity boundary layers decrease. In addition, the radial velocity component becomes very small for large values of the suction parameter. The usual decay of temperature and concentration profiles occurs for larger values of the suction parameter.

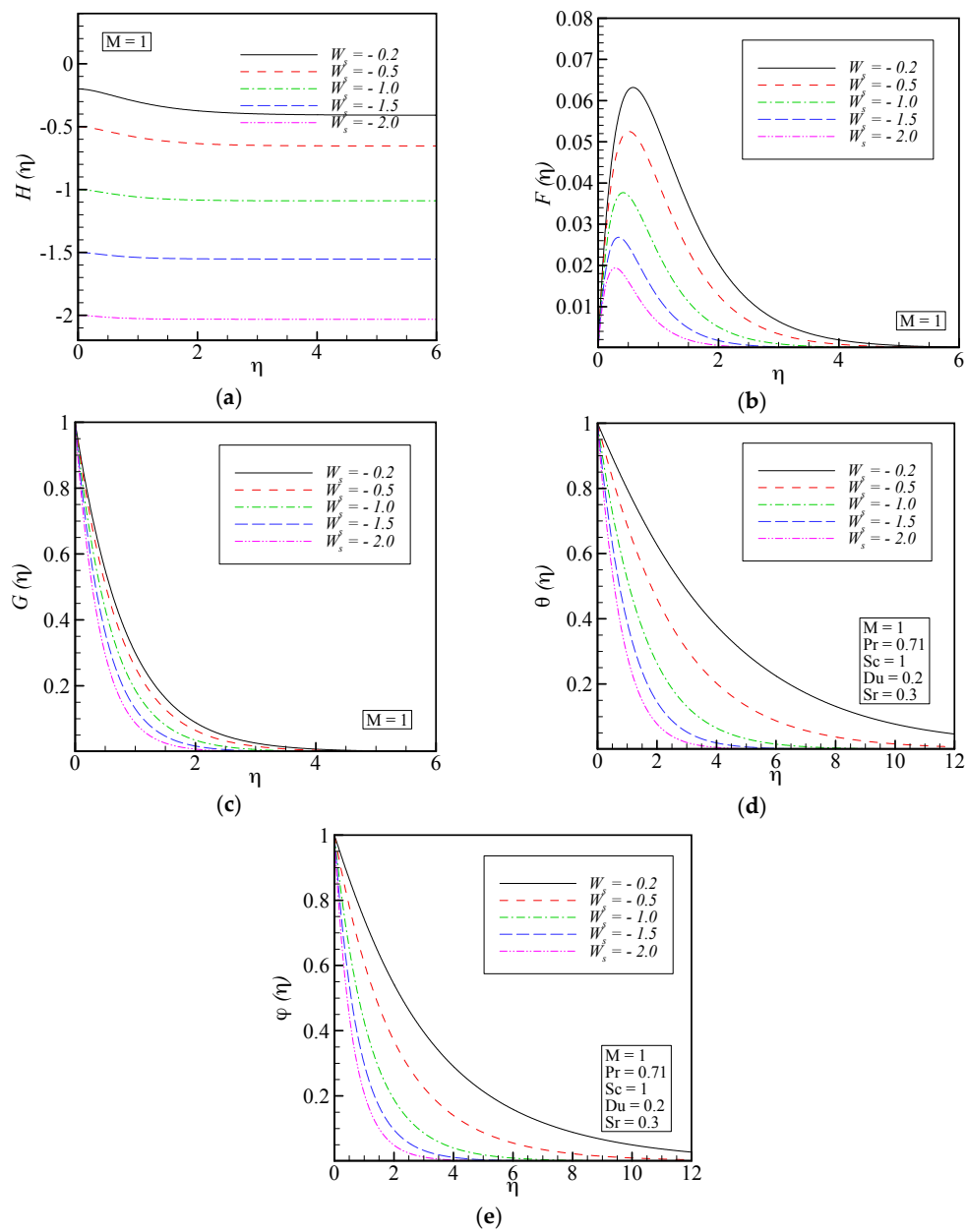


Figure 5. Effect of suction parameter on: (a) axial velocity; (b) radial velocity; (c) tangential velocity; (d) temperature distribution; and (e) concentration profiles.

Figure 6 demonstrates the effect of Prandtl number on the temperature distribution as well as the effect of Schmidt number on the concentration profile. The thermal boundary-layer thickness decreases with increasing Prandtl number. This physically means that the flow with large Prandtl number prevents spreading of heat in the fluid. As the Schmidt number increases, the concentration boundary layer thickness decreases. In other words, molecular diffusion decreases, as Schmidt number increases.

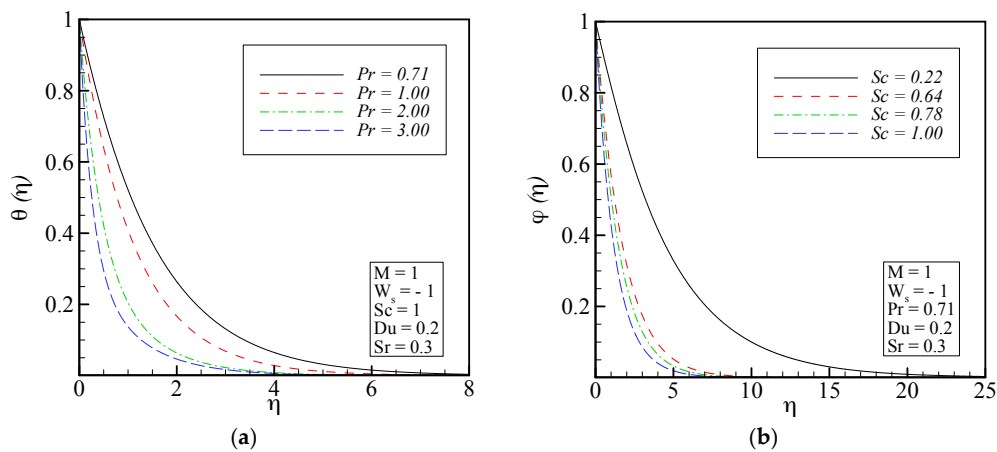


Figure 6. (a) Effect of Prandtl number on the temperature distribution; and (b) effect of Schmidt number on the concentration profile.

Figure 7 indicates the simultaneous effects of Soret and Dufour number on temperature distribution as well as concentration profile. The Soret effect is a mass flux due to a temperature gradient and the Dufour effect is enthalpy flux due to a concentration gradient and appears in the energy equation. It should be mentioned that Dufour and Soret numbers are arbitrary constants provided that their product remains constant [6,7,51]. Moreover, $Du = 0$ and $Sr = 0$ correspond to the condition when thermal diffusion and diffusion thermo effects are of smaller order of magnitude than effects described by Fourier’s and Fick’s laws [7,52]. The thermal boundary layer increases by increasing Dufour number or simultaneously decreasing Soret number. As the Dufour number increases or Soret number decreases, the rate of mass transfer (concentration boundary layer thickness) decreases at the disk.

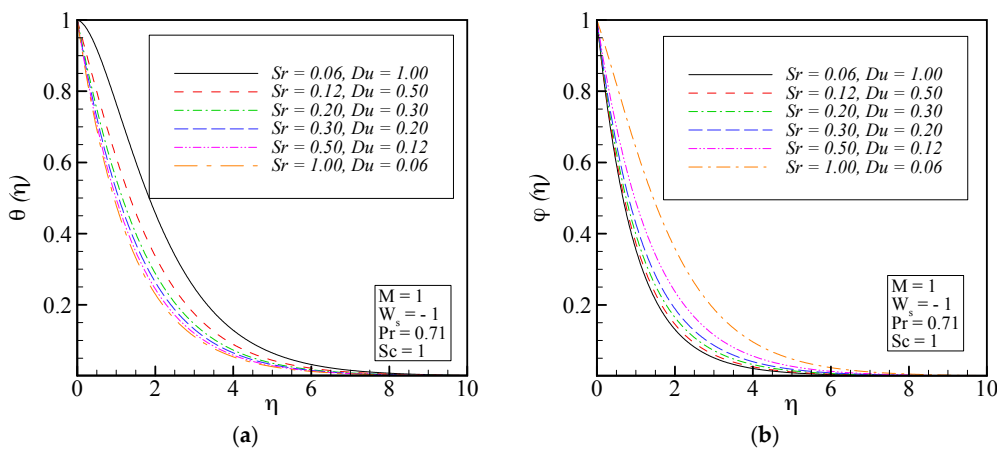


Figure 7. Effects of Soret and Dufour numbers on: (a) temperature distribution; and (b) concentration profiles.

Figures 8–11 display the averaged entropy generation number as a function of suction parameter, Prandtl number, Schmidt number, and Soret and Dufour numbers for a wide range of magnetic interaction parameter. It should be mentioned that the values of α , β and λ are chosen as unity. Figure 8 shows that as the suction through the disk surface increases, the averaged entropy generation number also increases. Moreover, increasing the Prandtl number increases $N_{G,av}$ (Figure 9). It is clear that Schmidt number follows the same trend as Prandtl number. From Figure 10 maximum values of the averaged entropy generation number occur when the values of both Soret and Dufour numbers are maximized simultaneously. Finally, all entropy generation related figures reveal that as the magnetic interaction parameter increases, the averaged entropy generation number also increases.

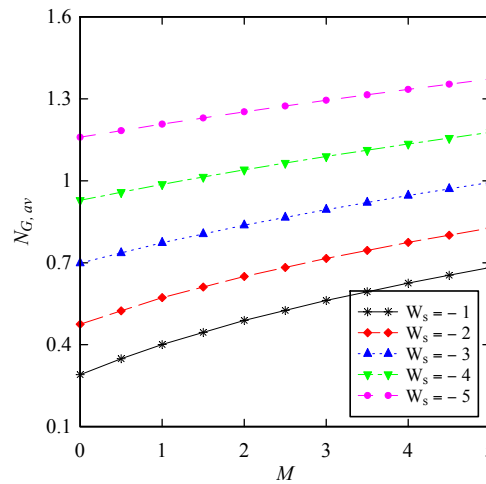


Figure 8. Change of $N_{G,av}$ with respect to magnetic interaction parameter for different values of suction parameter when $Du = 0.2$, $Sr = 0.25$, $Pr = 0.71$, $Sc = 1$, and $Re = Br = 5$.

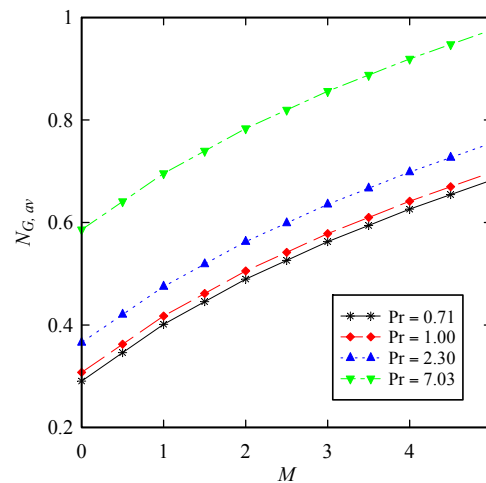


Figure 9. Change of $N_{G,av}$ with respect to magnetic interaction parameter for different values of Prandtl number when $Du = 0.2$, $Sr = 0.25$, $W_s = -1$, $Sc = 1$, and $Re = Br = 5$.

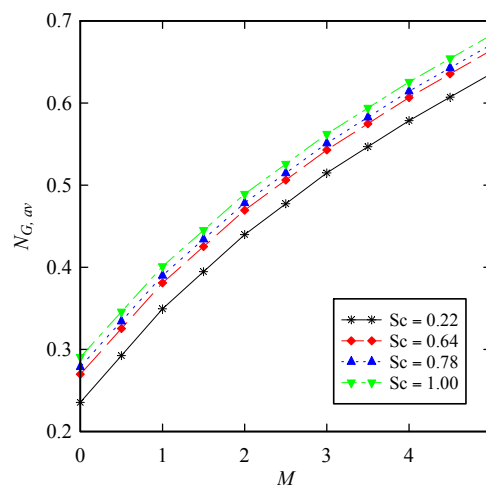


Figure 10. Change of $N_{G,av}$ with respect to magnetic interaction parameter for different values of Schmidt number when $Du = 0.2$, $Sr = 0.25$, $Pr = 0.71$, $W_s = -1$ and $Re = Br = 5$.

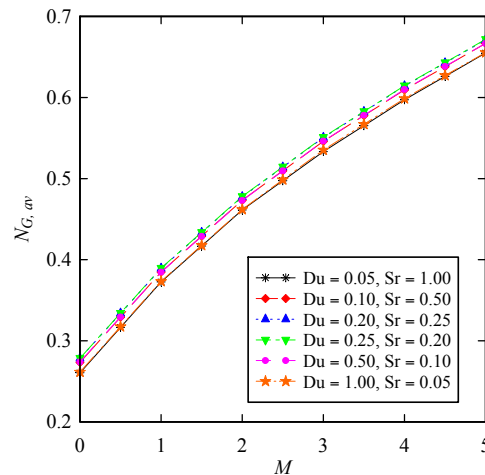


Figure 11. Change of $N_{G,av}$ with respect to magnetic interaction parameter for different values of Soret and Dufour numbers when $Pr = 0.71$, $Sc = 0.78$, $W_s = -1$ and $Re = Br = 5$.

7. Conclusions

In the current study, a mathematical formulation has been derived for the second law of thermodynamics analysis of MHD fluid flow due to a permeable rotating disk. HAM was used to solve the system of ordinary differential equations. The presented semi numerical/analytical simulations agree closely with previous studies for some special cases. HAM has been shown to be a very strong and efficient technique in determining analytical solutions for nonlinear differential equations. Effects of the six key thermo-physical parameters governing the flow, *i.e.*, magnetic interaction parameter, Prandtl number, Schmidt number, Soret number, Dufour number, and suction parameter on the all dimensionless velocity components, temperature distribution and concentration profile as well as the averaged entropy generation number have been depicted graphically and interpreted in detail. The main results of the present analysis are listed below:

- HAM is shown to demonstrate excellent potential, convergence and accuracy for simulating flow over rotating disk problems.
- As the magnetic field becomes stronger, the velocity profiles in radial, tangential and axial directions decrease and the thermal boundary layer and concentration field increase.
- When suction is applied at the disk surface, the radial, tangential and axial velocity profiles decrease. The usual decay of temperature and concentration profiles occurs for larger values of the suction parameter.
- The thermal boundary-layer thickness decreases with increasing Prandtl number. Furthermore, as the Schmidt number increases, the concentration boundary layer thickness decreases.
- The thermal boundary layer increases by increasing Dufour number or simultaneously decreasing Soret number. As the Dufour number increases or Soret number decreases, the rate of mass transfer (concentration boundary layer thickness) decreases at the disk.
- The averaged entropy generation number increases by increasing the magnetic interaction parameter, suction parameter, Prandtl number, and Schmidt number. In addition, the maximum values of averaged entropy generation number occur when the values of both Soret and Dufour numbers are maximized simultaneously.

Acknowledgments: Mohammad Mehdi Rashidi and Shirley Abelman acknowledge support from the DST-NRF Centre of Excellence in Mathematical and Statistical Sciences. Shirley Abelman gratefully acknowledges support from the NRF, Pretoria, South Africa. The Reviewers are thanked for their useful comments, which have led to an improved manuscript.

Author Contributions: Navid Freidoonimehr and Mohammad Mehdi Rashidi formulated the problem; Navid Freidoonimehr and Shirley Abelman performed the computations and analyzed the data; Giulio Lorenzini agreed with manuscript results and conclusions; and finally all authors contributed to writing the paper. All authors have read and approved the final manuscript.

Conflicts of Interest: The authors declare no conflict of interest.

Nomenclature

B	external uniform magnetic field
B_0	constant magnetic flux density
C	fluid concentration
c_p	specific heat at constant pressure
C_s	concentration susceptibility
D	molecular diffusion coefficient
E	electric field
F	self-similar radial velocity
G	self-similar tangential velocity
H	self-similar axial velocity
J	current density field
k	thermal conductivity
K_T	thermal diffusion ratio
L	characteristic length
P	pressure
Q	electric charge density
r	radial direction in cylindrical polar coordinates
R_g	ideal gas constant
\dot{S}_{gen}'''	volumetric rate of local entropy generation
\dot{S}_0'''	characteristic entropy generation rate
T	fluid temperature
u	velocity component in the radial direction
v	velocity component in the tangential direction
w	velocity component in the axial direction
w_0	uniform suction
z	normal direction in cylindrical polar coordinates

Dimensionless parameters

Br	rotational Brinkman number
Du	Dufour number
N_G	entropy generation number
M	magnetic interaction parameter
Pr	Prandtl number
R	dimensionless radial coordinate
Re	rotational Reynolds number
Sc	Schmidt number
Sr	Soret number
W_s	suction parameter

Greek symbols

α	dimensionless temperature difference
β	dimensionless concentration difference
λ	diffusive constant parameter
η	a scaled boundary-layer coordinate

θ	self-similar temperature
μ	dynamic viscosity
ν	kinematic viscosity
ρ	density
σ	electrical conductivity
φ	self-similar concentration
ϕ	tangential direction in cylindrical polar coordinates
Φ	viscous dissipation function
Ω	angular velocity of the disk
\forall	volume

Subscripts

av	average condition
m	mean condition
w	condition of the wall
∞	condition of the free steam

References

- Kármán, T.V. Über laminare und turbulente reibung. *Zeitschrift für Angew volumetric rate of local entropy generation te Mathematik und Mechanik* **1921**, *1*, 233–252. (In German) [[CrossRef](#)]
- Hayat, T.; Hendi, F.A. Thermal-diffusion and diffusion-thermo effects on MHD three-dimensional axisymmetric flow with hall and ion-slip currents. *J. Am. Sci.* **2012**, *8*, 284–294.
- Devi, S.P.A.; Devi, R.U. Soret and dufort effects on MHD slip flow with thermal radiation over a porous rotating infinite disk. *Commun. Nonlinear Sci. Numer. Simul.* **2011**, *16*, 1917–1930. [[CrossRef](#)]
- Osalusi, E.; Side, J.; Harris, R. Thermal-diffusion and diffusion-thermo effects on combined heat and mass transfer of a steady MHD convective and slip flow due to a rotating disk with viscous dissipation and ohmic heating. *Int. Commun. Heat Mass Transf.* **2008**, *35*, 908–915. [[CrossRef](#)]
- Das, S.S.; Satapathy, A.; Das, J.K.; Panda, J.P. Mass transfer effects on MHD flow and heat transfer past a vertical porous plate through a porous medium under oscillatory suction and heat source. *Int. J. Heat Mass Transf.* **2009**, *52*, 5962–5969. [[CrossRef](#)]
- Rashidi, M.M.; Hayat, T.; Erfani, E.; Pour, S.A.M.; Hendi, A.A. Simultaneous effects of partial slip and thermal-diffusion and diffusion-thermo on steady MHD convective flow due to a rotating disk. *Commun. Nonlinear Sci. Numer. Simul.* **2011**, *16*, 4303–4317. [[CrossRef](#)]
- Hayat, T.; Nawaz, M.; Asghar, S.; Mesloub, S. Thermal-diffusion and diffusion-thermo effects on axisymmetric flow of a second grade fluid. *Int. J. Heat Mass Transf.* **2011**, *54*, 3031–3041. [[CrossRef](#)]
- Pal, D.; Talukdar, B. Influence of fluctuating thermal and mass diffusion on unsteady MHD buoyancy-driven convection past a vertical surface with chemical reaction and soret effects. *Commun. Nonlinear Sci. Numer. Simul.* **2012**, *17*, 1597–1614. [[CrossRef](#)]
- Turkyilmazoglu, M.; Pop, I. Soret and heat source effects on the unsteady radiative MHD free convection flow from an impulsively started infinite vertical plate. *Int. J. Heat Mass Transf.* **2012**, *55*, 7635–7644. [[CrossRef](#)]
- Malvandi, A.; Hedayati, F.; Ganji, D.D. Thermodynamic optimization of fluid flow over an isothermal moving plate. *Alex. Eng. J.* **2013**, *52*, 277–283. [[CrossRef](#)]
- Bejan, A. *Entropy Generation Minimization: The Method of Thermodynamic Optimization of Finite-Size Systems and Finite-Time Processes*; CRC Press: Boca Raton, FL, USA, 1996.
- Bejan, A. Second-Law Analysis in Heat Transfer and Thermal Design. In *Advances in Heat Transfer*; James, P.H., Thomas, F.I., Eds.; Elsevier: Amsterdam, The Netherlands, 1982; Volume 15, pp. 1–58.
- Mahian, O.; Mahmud, S.; Heris, S.Z. Analysis of entropy generation between co-rotating cylinders using nanofluids. *Energy* **2012**, *44*, 438–446. [[CrossRef](#)]
- Bejan, A. Second law analysis in heat transfer. *Energy* **1980**, *5*, 720–732. [[CrossRef](#)]
- Oztop, H.F.; Al-Salem, K. A review on entropy generation in natural and mixed convection heat transfer for energy systems. *Renew. Sustain. Energy Rev.* **2012**, *16*, 911–920. [[CrossRef](#)]
- Aiboud, S.; Saouli, S. Second law analysis of viscoelastic fluid over a stretching sheet subject to a transverse magnetic field with heat and mass transfer. *Entropy* **2010**, *12*, 1867–1884. [[CrossRef](#)]

17. Rashidi, M.M.; Abelman, S.; Freidoonimehr, N. Entropy generation in steady MHD flow due to a rotating porous disk in a nanofluid. *Int. J. Heat Mass Transf.* **2013**, *62*, 515–525. [[CrossRef](#)]
18. Jafari, S.; Freidoonimehr, N. Second law of thermodynamics analysis of hydro-magnetic nano-fluid slip flow over a stretching permeable surface. *J. Braz. Soc. Mech. Sci. Eng.* **2015**, *37*, 1245–1256. [[CrossRef](#)]
19. Abolbashari, M.H.; Freidoonimehr, N.; Nazari, F.; Rashidi, M.M. Entropy analysis for an unsteady MHD flow past a stretching permeable surface in nano-fluid. *Powder Technol.* **2014**, *267*, 256–267. [[CrossRef](#)]
20. Abolbashari, M.H.; Freidoonimehr, N.; Nazari, F.; Rashidi, M.M. Analytical modeling of entropy generation for casson nano-fluid flow induced by a stretching surface. *Adv. Powder Technol.* **2015**, *26*, 542–552. [[CrossRef](#)]
21. Ellahi, R.; Hassan, M.; Zeeshan, A. Shape effects of nanosize particles in nanofluid on entropy generation. *Int. J. Heat Mass Transf.* **2015**, *81*, 449–456. [[CrossRef](#)]
22. Freidoonimehr, N.; Rashidi, M.M.; Mahmud, S. Unsteady MHD free convective flow past a permeable stretching vertical surface in a nano-fluid. *Int. J. Therm. Sci.* **2015**, *87*, 136–145. [[CrossRef](#)]
23. Rashidi, M.M.; Mahmud, S.; Freidoonimehr, N.; Rostami, B. Analysis of entropy generation in an MHD flow over a rotating porous disk with variable physical properties. *Int. J. Exergy* **2015**, *16*, 481–503. [[CrossRef](#)]
24. Rashidi, M.M.; Kavyani, N.; Abelman, S.; Uddin, M.J.; Freidoonimehr, N. Double diffusive magnetohydrodynamic (MHD) mixed convective slip flow along a radiating moving vertical flat plate with convective boundary condition. *PLoS ONE* **2014**, *9*, e109404. [[CrossRef](#)] [[PubMed](#)]
25. Rashidi, M.M.; Freidoonimehr, N.; Momoniat, E.; Rostami, B. Study of nonlinear mhd tribological squeeze film at generalized magnetic reynolds numbers using dtm. *PLoS ONE* **2015**, *10*, e0135004. [[CrossRef](#)] [[PubMed](#)]
26. Freidoonimehr, N.; Rostami, B.; Rashidi, M.M.; Momoniat, E. Analytical modelling of three-dimensional squeezing nanofluid flow in a rotating channel on a lower stretching porous wall. *Math. Probl. Eng.* **2014**, *2014*, 692728. [[CrossRef](#)]
27. Liao, S.J. *Beyond Perturbation: Introduction to the Homotopy Analysis Method*; CRC Press: Boca Raton, FL, USA, 2004.
28. Liao, S.J. On the homotopy analysis method for nonlinear problems. *Appl. Math. Comput.* **2004**, *147*, 499–513. [[CrossRef](#)]
29. Liao, S.J. An explicit, totally analytic approximation of blasius viscous flow problems. *Int. J. Non-Linear Mech.* **1999**, *34*, 759–778. [[CrossRef](#)]
30. Awad, M.M. Heat transfer from a rotating disk to fluids for a wide range of Prandtl numbers using the asymptotic model. *J. Heat Transfer* **2008**, *130*, 014505. [[CrossRef](#)]
31. Rashidi, M.M.; Ali, M.; Freidoonimehr, N.; Rostami, B.; Hossain, M.A. Mixed convective heat transfer for MHD viscoelastic fluid flow over a porous wedge with thermal radiation. *Adv. Mech. Eng.* **2014**, *2014*, 735939. [[CrossRef](#)]
32. Rashidi, M.M.; Rostami, B.; Freidoonimehr, N.; Abbasbandy, S. Free convective heat and mass transfer for MHD fluid flow over a permeable vertical stretching sheet in the presence of the radiation and buoyancy effects. *Ain Shams Eng. J.* **2014**, *5*, 901–912. [[CrossRef](#)]
33. Freidoonimehr, N.; Rostami, B.; Rashidi, M.M. Predictor homotopy analysis method for nanofluid flow through expanding or contracting gaps with permeable walls. *Int. J. Biomath.* **2015**, *8*, 1550050. [[CrossRef](#)]
34. Turkyilmazoglu, M. Analytic approximate solutions of rotating disk boundary layer flow subject to a uniform suction or injection. *Int. J. Mech. Sci.* **2010**, *52*, 1735–1744. [[CrossRef](#)]
35. Sheikholeslami, M.; Ellahi, R. Electrohydrodynamic nanofluid hydrothermal treatment in an enclosure with sinusoidal upper wall. *Appl. Sci.* **2015**, *5*, 294–306. [[CrossRef](#)]
36. Rashidi, S.; Dehghan, M.; Ellahi, R.; Riaz, M.; Jamal-Abad, M.T. Study of stream wise transverse magnetic fluid flow with heat transfer around an obstacle embedded in a porous medium. *J. Magn. Magn. Mater.* **2015**, *378*, 128–137. [[CrossRef](#)]
37. Sheikholeslami, M.; Ellahi, R. Three dimensional mesoscopic simulation of magnetic field effect on natural convection of nanofluid. *Int. J. Heat Mass Transf.* **2015**, *89*, 799–808. [[CrossRef](#)]
38. Ellahi, R.; Hassan, M.; Zeeshan, A. Study of natural convection MHD nanofluid by means of single and multi-walled carbon nanotubes suspended in a salt-water solution. *IEEE Trans. Nanotechnol.* **2015**, *14*, 726–734. [[CrossRef](#)]

39. Akbar, N.S.; Raza, M.; Ellahi, R. Influence of induced magnetic field and heat flux with the suspension of carbon nanotubes for the peristaltic flow in a permeable channel. *J. Magn. Magn. Mater.* **2015**, *381*, 405–415. [[CrossRef](#)]
40. Ellahi, R.; Rahman, S.U.; Nadeem, S.; Vafai, K. The blood flow of Prandtl fluid through a tapered stenosed arteries in permeable walls with magnetic field. *Commun. Theor. Phys.* **2015**, *63*, 353–358. [[CrossRef](#)]
41. Ellahi, R.; Shivanian, E.; Abbasbandy, S.; Hayat, T. Analysis of some magnetohydrodynamic flows of third-order fluid saturating porous space. *J. Porous Media* **2015**, *18*, 89–98. [[CrossRef](#)]
42. Kandelousi, M.S.; Ellahi, R. Simulation of ferrofluid flow for magnetic drug targeting using the lattice boltzmann method. *Zeitschrift für Naturforschung A* **2015**, *70*, 115–124. [[CrossRef](#)]
43. Bejan, A. Entropy generation minimization: The new thermodynamics of finite-size devices and finite-time processes. *J. Appl. Phys.* **1996**, *79*, 1191–1218. [[CrossRef](#)]
44. Bejan, A. *Entropy Generation through Heat and Fluid Flow*; Wiley: New York, NY, USA, 1982.
45. Magherbi, M.; Abbassi, H.; Hidouri, N.; Brahim, A. Second law analysis in convective heat and mass transfer. *Entropy* **2006**, *8*, 1–17. [[CrossRef](#)]
46. Turkyilmazoglu, M. An effective approach for approximate analytical solutions of the damped duffing equation. *Phys. Scr.* **2012**, *86*, 015301. [[CrossRef](#)]
47. Turkyilmazoglu, M. The Airy equation and its alternative analytic solution. *Phys. Scr.* **2012**, *86*, 055004. [[CrossRef](#)]
48. Rashidi, M.M.; Freidoonimehr, N.; Hosseini, A.; Bég, O.A.; Hung, T.K. Homotopy simulation of nanofluid dynamics from a non-linearly stretching isothermal permeable sheet with transpiration. *Meccanica* **2014**, *49*, 469–482. [[CrossRef](#)]
49. Turkyilmazoglu, M. Purely analytic solutions of magnetohydrodynamic swirling boundary layer flow over a porous rotating disk. *Comput. Fluid.* **2010**, *39*, 793–799. [[CrossRef](#)]
50. Kelson, N.; Desseaux, A. Note on porous rotating disk flow. *ANZIAM J.* **2000**, *42*, 837–855.
51. Postelnicu, A. Influence of a magnetic field on heat and mass transfer by natural convection from vertical surfaces in porous media considering sores and dufour effects. *Int. J. Heat Mass Transf.* **2004**, *47*, 1467–1472. [[CrossRef](#)]
52. Kafoussias, N.G.; Williams, E.W. Thermal-diffusion and diffusion-thermo effects on mixed free-forced convective and mass transfer boundary layer flow with temperature dependent viscosity. *Int. J. Eng. Sci.* **1995**, *33*, 1369–1384. [[CrossRef](#)]



© 2016 by the authors; licensee MDPI, Basel, Switzerland. This article is an open access article distributed under the terms and conditions of the Creative Commons Attribution (CC-BY) license (<http://creativecommons.org/licenses/by/4.0/>).