

Date of publication xxxx 00, 0000, date of current version xxxx 00, 0000.

Digital Object Identifier 10.1109/ACCESS.2017.Doi Number

# Brain-Controlled Wheelchair Review: From Wet Electrode to Dry Electrode, From Single Modal to Hybrid Modal, From Synchronous to Asynchronous

HONGTAO WANG<sup>1</sup>, (Member, IEEE), FAN YAN<sup>1</sup>, TAO XU<sup>1</sup>, HAOJUN YIN<sup>1</sup>, PENG CHEN<sup>1</sup>,  
HONGWEI YUE<sup>1</sup>, CHUANGQUAN CHEN<sup>1</sup>, (Member, IEEE), HONGFEI ZHANG<sup>1</sup>,  
LINFENG XU<sup>1</sup>, YUEBANG HE<sup>1</sup>, ANASTASIOS BEZERIANOS<sup>2</sup>, (Senior Member, IEEE)

<sup>1</sup>Faculty of Intelligent Manufacturing, Wuyi University, Jiangmen 529020, China

<sup>2</sup>Department of Medical Physics, University of Patras, 26504 Patras, Greece

Corresponding author: Hongtao Wang (nushongtaowang@qq.com)

This work was supported in part by the Special Projects in Key Fields Supported by the Technology Development Project of Guangdong Province (No. 2020ZDZX3018), in part by the Special Fund for Science and Technology of Guangdong Province (No. 2020182), in part by the Science Foundation for Young Teachers of Wuyi University under Grant (No.2018td01), in part by the Wuyi University and Hong Kong & Macao joint Research and Development Project under Grant (2019WGALH16), in part by the Jiangmen Brain-Like Computation and Hybrid Intelligence Research and Development Center under Grant (No.[2018]359, [2019]26) and in part by Startup Funds for Scientific Research of High-level Talents of Wuyi University (No. 2019AL020, 2020AL006).

**ABSTRACT** Brain-computer interface (BCI) is a novel human-computer interaction model, which does not depend on the conventional output pathway (peripheral nerve and muscle tissue). In the past three decades, it has attracted the interest of researchers and gradually become a research hotspot. As a typical BCI application, the brain-controlled wheelchair (BCW) could provide a new communicating channel with the external environment for physically disabled people. However, the main challenge of BCW is how to decode multi-degree of freedom control instruction from electroencephalogram (EEG) as soon as possible. The research progress of BCW has been developed rapidly over the past fifteen years. In this review, we investigate the BCW from multiple perspectives, include the type of signal acquisition, the pattern of commands for the control system and the working mechanism of the control system. Furthermore, we summarize the development trend of BCW based on the previous investigation, and it is mainly manifested in three aspects: from a wet electrode to dry electrode, from single-mode to multi-mode, and from synchronous control to asynchronous control. With the continuous development of BCW, we also find new functions have been introduced into BCW to increase its stability and robustness. It is believed that BCW will be able to enter the real-life from the laboratory and will be widely used in rehabilitation medicine in the future.

**INDEX TERMS** Brain-computer interface, brain-controlled wheelchair, electroencephalogram, hybrid brain-computer interface.

## I. INTRODUCTION

In amyotrophic lateral sclerosis (ALS), the degenerated motor neurons contribute to a slow decrease in motor function of muscles [1]. Moreover, people with spinal cord injury (SCI) also have various motor, sensory and sphincter dysfunction [2]. As a result of these diseases, the number of motor neurons in the brain gradually decreases and the information exchange and control between muscles decreases.

Thus the brain gradually loses all voluntary actions and control activities. The central nervous system (CNS) has structural and functional plasticity after injury, but this plasticity depends on the functional compensation of the CNS. Functional compensation will not be generated automatically, and it requires specific learning and training [3]. The brain-computer interface (BCI) can replace, repair, enhance, supply and improve the normal output of the CNS

by detecting the activity of the CNS and converting it into artificial output [4]. And thus, BCIs can realise the direct connection between the brain and the external world as well as helping the recovery of patients' motor and cognitive functions [5].

With the booming of signal processing techniques, the electric wheelchair (EW) control system can be realised by joystick, eye movement or voice [6-9]. However, the severity of patients' disease varies from person to person, and these systems are not suitable for users who lack precise control of exercise-related muscle tissues. For some people with a serious physical disability who have lost the living ability, they require full-time assistance in most of their physical movement. The electrical cerebral activity has been already used in several applications that aim to improve the daily life of impaired people with strong motor disabilities. In this paper, we mainly discuss the application of BCI in the field of EW and the development process of BCW. The purpose of this article is to review the origin, development and future of BCW. More specifically, we summarise the development trend of BCW, and it is mainly manifested in three aspects: from a wet electrode to dry electrode, from single-mode to multi-mode, and from synchronous control to asynchronous control. So it can provide technical information for scientific personnel and popular science knowledge for the public. The abbreviations are listed in Table 3 at the end of the text.

Six topics will be covered in this review. First, we will briefly introduce the structure of BCW and list the typical BCW models in the recent fifteen years. Second, we will briefly introduce the research status of the BCW-based EEG signal acquisition system, hoping to have a cheaper EEG acquisition equipment to reduce the cost of BCW. Third, we will explain the BCW controlled by different EEG signals and improve the BCW control mode. Fourth, we will summarise the development trend of BCW from synchronous control to asynchronous control. Five, we will summarise the improvement measures to enrich the functions of BCW. Finally, we will discuss the future of BCW.

## II. THE BRAIN-CONTROLLED WHEELCHAIR MODEL

As a pioneer who helped establish the real BCW model, Tanaka *et al.* first established an EW model controlled by BCI in 2005 [10]. Since then, many scholars have applied BCI technology to EW. We conducted literature searches in major electronic databases, including science Direct, Spinger Link, Google Scholar, and Wed of Science. We set the following search criteria: (1) written in English; (2) published from 2005 to 2019. We set the condition that the only keyword was "brain-controlled wheelchair" as the index. Taking Wed of Science as an example, there has been a significant increase in the number of published articles on BCW over the last 15 years (see Figure 1). The popularity of this topic can be attributed to the broad rehabilitation prospects of BCW for paralysed people locked in wheelchairs. Until now, BCW has made a technological breakthrough in navigating from a simple environment to a

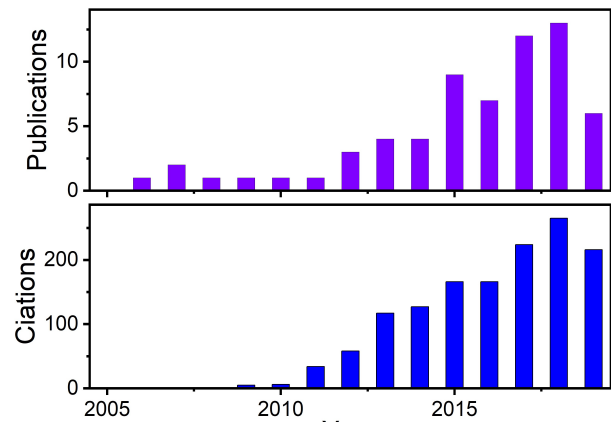


FIGURE 1. Publication and citation report of BCW studies for the past fifteen years (2005–2019). Data were obtained in Web of Science using a "brain-controlled wheelchair" as a topic (accessed on 2nd Dec. 2020).

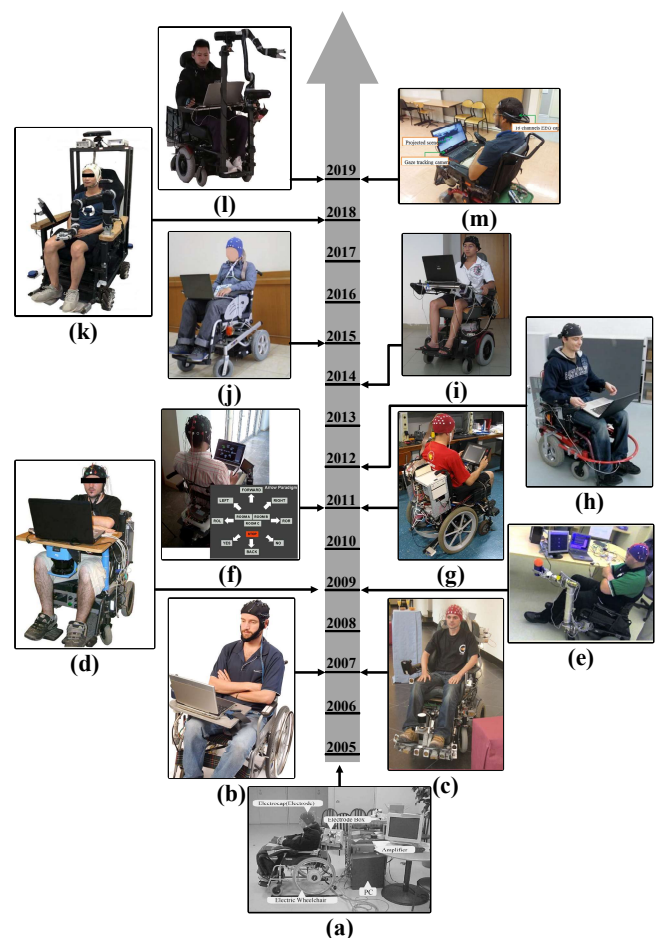
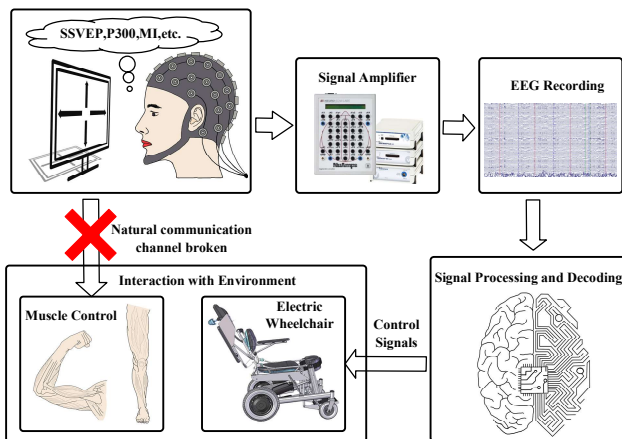


FIGURE 2. The typical real BCW models over the last fifteen years: (a) Designed by Tanaka *et al.*, [10]; (b) Designed by Rebsamen *et al.*, [11]; (c) Designed by Vanacker *et al.*, [12, 13]; (d) Designed by Iturrate *et al.*, [14]; (e) Designed by Palankar *et al.*, [15]; (f) Designed by Lopes *et al.*, [16]; (g) Designed by Müller *et al.*, [17]; (h) Designed by Carrino *et al.*, [18]; (i) Designed by Wang *et al.*, [19]; (j) Designed by Turnip *et al.*, [20]; (k) Designed by Bi *et al.*, [21]; (l) Designed by Huang *et al.*, [22]; (m) Designed by Lamti *et al.*, [23].

complex one. We have listed some typical real BCW models in Figure 2.




**FIGURE 3.** The control schematic diagram of a brain-controlled wheelchair

The real BCW mainly consists of three components: EEG acquisition system, control module, and EW. The EEG acquisition system captures EEG signals from the thinking of the patients' willingness to do, and then transmit the collected signal to the control module. The control module will extract necessary information which will be used for driving the EW motor. Then, the motor based on the electrical level of the signal performs the predefined operation like rotating or moving the EW in a specific direction [24, 25]. Figure 3 shows a schematic description of a BCWs system, adapted from He *et al.* [26].

### III. FROM WET ELECTRODE TO DRY ELECTRODE

Recording brain activity is the first step in BCW. Although invasive neural signals have a high spatial resolution, there are high safety risks, such as the immune response and callus after surgery. In contrast, non-invasive neural signals are safer than the former because they provide an interface without surgery [27]. The most common physiological signal used in BCW is EEG, primarily because it has excellent time resolution, non-invasiveness, easy to use, portability and relatively low-price [28]. The EEG recording system is composed of an electrode attached cap, signal amplifiers, an analog-to-digital (A/D) converter, and a recording device. The electrodes acquire the signal from the scalp. The amplifiers process the analogue signal to enlarge the amplitude of the EEG signals so that the A/D converter can digitize the signal more accurately. Finally, the recording device, like personal computer, stores and displays the data [29].

The BCW used for rehabilitation training often requires an efficient EEG signal acquisition system to ensure that the collected EEG data is reliable and high-quality. The survey found that the types of EEG caps that have been used in the past 15 years are mainly the following types (see Figure 4). We also summarize those EEG caps that have been widely used BCW in recent years (see Table 1). From Figure 4 and Table 1, we can know that the EEG signal acquisition equipment used in BCW mainly can be classified into two categories: wet and dry. The acquisition



**FIGURE 4.** Example of EEG acquisition system used in BCW applications: (a) Biosemi acquisition system, (b) BrainNet BNT-36, (c) gTec EEG system, (d) Neuroscan, (e) Epoch Emotiv headset, (f) NeuroSky Mindwave Mobile headset 2, (g) BIOPAC™ EEG system, (h) gTec EEG system, (i) EEGO™ EEG system, and (j) gTec EEG system.

methods mainly include wired and wireless. The current mainstream EEG acquisition systems are Biosemi Acquisition System, BrainNet BNT-36, gTec EEG System, Neuroscan, Epoch Emotiv headset, NeuroSky Mindwave Mobile headset 2, and BIOPAC™ EEG System. These electrode systems adopt the international 10-20 system to install the electrodes [30]. In addition, the application of wet electrodes in BCW was earlier than dry.

In the first real BCW, Tanaka *et al.* adopt the wet electrode system to acquire and monitor subjects' EEG signals in real-time, giving a reference model to other teams such as Millan *et al.* and Rebsamen *et al.* [10, 31, 32]. Especially, according to the international 10-20 standard, some teams created the simple wet electrodes acquisition source module [33, 34]. A wireless communication headset based on the hydration sensors and Bluetooth technology (Emotiv EPOC headset) was seminally used in BCW [35]. Carrino *et al.* first evaluated this EEG device. It is concluded that the low-cost EEG device can hardly be used for a self-paced BCW system in an error-sensitive context compared [18]. Another commercial EEG device, Neurosky Mindwavyd, was also being used to develop BCW [36], which indicated that it is feasible to develop BCW by commercial EEG headsets. We can also see from table 1 that the signal collected by dry electrode systems needs longer duration of the signal for each decoding instruction, and there is no significant difference in sampling rate and decoding instruction number compared with wet electrode system. In general, an efficient BCI system needs a reliable EEG acquisition system and high-quality EEG data [37]. Wet electrodes are usually used for laboratory or medical purposes because it enables researchers to acquire high-quality EEG data. Besides, it can meet the condition that the skin-electrode contact impedance requires less than 50 kΩ in the process of recording clinical EEG signals. Unfortunately, wet EEG signal acquisition equipment has various disadvantages. For example, high prices and time-consuming preparation limit its application in developing BCW [38]. Moreover, wearing this kind of equipment is uncomfortable for some patients, whose electromyogram (EMG) signals may also be represented as an artifact in the EEG signal [39]. Therefore, we should pay attention to

TABLE 1  
SUMMARY OF EEG CAP USE IN BCW

Reference	Year	Cap type	Electrode type	Number of electrodes	Sampling frequency	Output commands	Duration of the signal
Tanaka <i>et al.</i> [10]	2005	g	wet	13	1024Hz	2; forward in diagonal line left/right	1s
Rebsamen <i>et al.</i> [32]	2006	d	wet	15	none	4; 4 locations, an "application button" and lock	100ms
Philips <i>et al.</i> [13]	2007	a	wet	64	512 Hz	3; forward and turn left/right	none
Vanacker <i>et al.</i> [12]	2007	a	wet	64	none	3; forward and turn left/right	none
Rebsamen <i>et al.</i> [40]	2007	d	wet	15	none	9; 7 locations, an "application button" and lock	none
Leeb <i>et al.</i> [41]	2007	j	wet	1	250 Hz	4; forward, backward, turn right/left	1s
Galán <i>et al.</i> [42]	2008	a	wet	64	512 Hz	3; turn left/ right, and forward	1s
Choi <i>et al.</i> [43]	2008	c	wet	5	256 Hz	3; turn left/ right, and forward	1s
Millán <i>et al.</i> [31]	2009	a	wet	64	512 Hz	3; forward and turn left/right	500ms
Iturrate <i>et al.</i> [14, 44, 45]	2009	c	wet	17	none	18; 15 locations, turn left/right and validate selection	1s
Müller <i>et al.</i> [46]	2010	b	wet	12	600 Hz	4; forward,turn left/right and stop	10s
Shin <i>et al.</i> [47]	2010	g	wet	16	none	4; forward, backward and turn left/right	none
Müller <i>et al.</i> [17]	2011	b	wet	12	600 Hz	4; forward,turn left/right and stop	10s
Lopes <i>et al.</i> [16]	2011	c	wet	12	256 Hz	11;forward, right, ror, stop, left, rol, back, 3 locations and basic interaction communication	175ms
Ahmed [35]	2011	e	wet	2	none	4; forward, backward and turn left/right	5s
Choi [48]	2012	c	wet	5	256 Hz	3; turn left/right and forward	none
Carrino <i>et al.</i> [18]	2012	e	wet	10	128 Hz	2; turn left/right	none
Jiang <i>et al.</i> [36]	2012	f	dry	1	none	4; forward, backward and turn left/right	8s
Puanhvuan <i>et al.</i> [49]	2012	g	wet	6	200 Hz	13;8 locations, forward, backward, turn left/right, and stop	2s
Leeb <i>et al.</i> [50]	2012	j	wet	1	none	3, forward, and turn left/right	none
Diez <i>et al.</i> [51]	2013	b	wet	6	none	4; forward, backward and turn left/right	2s
Müller <i>et al.</i> [52]	2013	b	wet	12	600 Hz	4; forward, turn left/right and stop	10s
Lopes <i>et al.</i> [53]	2013	c	wet	12	256 Hz	7; forward, backward, turn left/right 45° or 90° and stop	175ms
Li <i>et al.</i> [54]	2013	c	wet	15	256 Hz	4;turn left/right, speed up and speed down	2s
Kaysa <i>et al.</i> [55]	2013	e	wet	4	128 Hz	2; turn left/right	2s
Wei <i>et al.</i> [56]	2013	e	wet	10	none	4; forward, backward and turn left/right	none
Guin <i>et al.</i> [57]	2013	f	dry	1	none	3; forward and turn left/right	10s
Jayabhavani <i>et al.</i> [58]	2013	f	dry	1	none	6; forward, backward, turn left/right, start and stop	10s
Carlson <i>et al.</i> [59]	2013	h	wet	16	512 Hz	2; turn left/right	2677ms
Kim <i>et al.</i> [60]	2013	h	wet	16	256 Hz	5;left, left-diagonal, right, right-diagonal, and forward	none
Cao <i>et al.</i> [61]	2014	c	wet	15	256 Hz	8; turn left/right, forward, acceleration, deceleration, driving at the uniform velocity,turn on/off	2s
Li <i>et al.</i> [62]	2014	c	wet	15	256 Hz	4;turn left/right, speed up and speed down	2s
Bahri <i>et al.</i> [63]	2014	e	wet	14	128 Hz	4; forward, backward and turn left/right	none
Tello <i>et al.</i> [64]	2015	b	wet	12	600 Hz	4; forward, stop and turn left/right	1s
Tello <i>et al.</i> [65]	2015	b	wet	14	600 Hz	4; forward, stop and turn left/right	1s
Taher <i>et al.</i> [66]	2015	e	wet	14	none Hz	5; forward, backward, turn left/right, and stop	none
Parmonangan <i>et al.</i> [67]	2015	e	wet	14	none	4; forward, turn left/right, and stop	none
Swee <i>et al.</i> [68-70]	2016	e	wet	14	128 Hz	4; forward, backward, and turn left/right	none
Sinha <i>et al.</i> [71]	2016	f	dry	1	none	4; forward, turn left/right, and stop	5s
Puanhvuan <i>et al.</i> [72]	2017	g	wet	6	none	13;9 target destinations, forward, backward, and turn left/right,	800ms
Dev <i>et al.</i> [73]	2018	f	dry	1	512 Hz	4; forward, backward, and turn left/right	none
Lahane <i>et al.</i> [74]	2018	f	dry	1	none	4; forward, stop, and turn left/right	none
Zambalde . [33]	2018	i	wet	9	none	5; forward, backward, turn left/right, and stop	3s
Cruz <i>et al.</i> [75]	2019	c	wet	12	256 Hz	7;forward, back, left90, right90, stop , wc, and exit	none
Ratib <i>et al.</i> [76]	2019	f	dry	1	none	5;forward, backward, turn right/left and stop	none
Permana <i>et al.</i> [77]	2019	f	dry	1	none	5; default/motionless, forward, backward and turn right/left.	1128ms

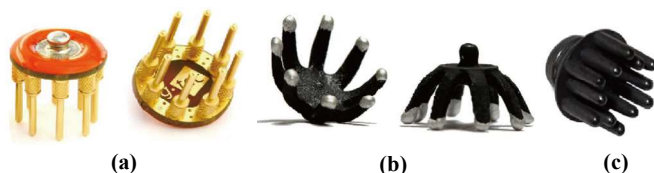


FIGURE 5. Example of dry electrode use in BCW applications: (a) SAHARA. Active dry electrode [37], (b) Cognionics. biological electrical sensors [78], and(c) OpenBCI. Dry EEG Comb Electrodes [79]

eliminating the interaction effect between the EEG signal and the EMG signals during the acquisition of the EEG signal. Occasionally, the electrical equipment around the patient may distort the EEG signals due to power frequency interference.

A typical EEG recording system for BCW should record EEG signals in a noninvasive manner. Moreover, it should be portable, low-cost and affordable to procure [33]. Further, such a system should be convenient to use. Under any

circumstances, there should be no compromise with the performance of the EEG recording, even for a longer time duration. According to table 1, more and more researchers preferred to use NeuroSky MindWave headset 2 and Emotiv EPOC headset in BCW in the last few years. These two devices are not only at a lower cost but also are simple in output signal processing. The Emotiv EPOC headset is equipped with 14 EEG channels and 2 Gyroscopic channels [80]. There are several features of NeuroSky MindWave headset 2: raw data and power spectrum (delta, theta, alpha, beta, and gamma) [81]. The Emotiv EPOC headset uses sintered silver chloride electrode systems, which are compatible with conducting gels when using [82]. Nowadays, the dry electrodes were popular because the dry electrodes have the advantage of maintaining structural integrity and electrical properties to prolong duration time [37].

Recently, dry electrode systems, such as g. SAHARA, Cognionics, and OpenBCI have been garnered attention [37, 78, 79] (see Figure 5). There are eight gold-plated pins in g. SAHARA. The main advantage is that there is no limit to mount these electrodes in a conventional EEG cap. Cognionics electric sensor electrodes use a combination of silver and carbon poured on a flexible base, and silver/silver chloride coatings. This design not only makes the equipment flexible and durable but also maintain a high-quality signal. Mahmood *et al.* applied the electrode to BCW and realised the five directions of motion [83]. The extended (5mm) prongs of dry EEG comb electrodes accommodate longer hair while enabling excellent signal quality. The blunt prongs can increase scalp contact, comfort, and wearability [79].

Collectively, the dry electrode system facilitates experiment preparation and avoids electrode paste and the wireless electrode system avoids complicated wiring. This is why Emotiv EPOC headset and NeuroSky Mindwave Mobile headset 2 have become popular in recent years. In [83-85], the wheelchair control scheme was based on the EEG interface platform of Emotiv EPOC headset. However, the classification accuracy of this BCI system is low. Ratib *et al.* have developed a low-cost BCW using the NeuroSky MindWave headset 2 and the accuracy rates were over 90% [76]. Permana *et al.* designed a wheelchair control scheme based on the NeuroSky Mindwave Mobile headset 2. From the results, it was difficult to classify more than three classes [77]. This shows that low-cost EEG acquisition equipment is difficult to record higher accurate EEG signals. For BCW, the lack of reliability of the collected EEG signals will cause serious consequences. Unless the signal to noise ratio (SNR) can be improved, the wet-electrode EEG systems commonly used for clinical or research purposes should be selected to record EEG signals. In fact, a growing number of researchers tend to use cheap EEG devices to develop BCW for the development of BCW as low-cost EEG acquisition equipment reduces the research threshold of BCW. However, the quality of the EEG signals collected by these low-cost devices needs to be improved,

so it is necessary to design a specific low-cost EEG device for key applications and research.

#### IV. FROM SINGLE MODAL TO HYBRID MODAL

##### A. SINGLE MODAL BASED BCW

EEG signals can be divided into endogenous signals and exogenous signals. The endogenous signal is evoked by the subject, including slow cortical potential (SCP) and sensorimotor rhythms. Whereas the exogenous signal is evoked by an external stimulus presentation, including event-related potentials (ERP) and visual evoked potentials (VEP) [86]. We find that there is relatively little literature that uses SCP to BCW because the SCP needs a long training period and its low information transmission rate (ITR) [87]. There are three main kinds of EEG signals used in BCW: (1) event-related synchronization and desynchronization (ERD/ERS) of sensorimotor rhythms (SMR)  $\mu$  (8-12Hz) and  $\beta$  (18-25Hz). The rhythms typically decrease (ERD) during motor imagery (MI) and increase (ERS) during motor relaxation [88, 89]; (2) P300 peak elicited by a visual oddball paradigm [90, 91]; (3) steady-state visual evoked potentials (SSVEP) elicited by a constant flicker at a given frequency [92].

##### 1) MI-BASED BCW

The most widely EEG signal for BCW is sensorimotor rhythm in the real environment. Subjects can freely modulate the SMR during MI [93, 94]. Thus, MI-based BCW could allow subjects' sensorial channels to be dedicated to the maintenance of attention to the environment rather than external visual, tactile, or auditory stimuli. This is an advantage over other BCWs based on the exogenous signal, such as the P300 or SSVEP.

Tanaka *et al.* firstly tried the left and right thoughts to control the direction of the EW, procuring notable success [10]. Lew *et al.* also adopted this mental task to control a simulated wheelchair [95]. Vanacker *et al.* used a mild form of online learning to continuously track the subjects' brain signals. The steering signals were outputted by the classifier, which was composed of a probability distribution of these three possible discrete mental turn commands: forward, left, and right. Due to the limited amount of different mental commands that can be reliably discerned by classifier, a command-to-movement scheme was adopted to ensure that the smooth motion will result from these discrete mental commands [12, 13, 42, 96]. Based on this, Millán *et al.* altered three psychological tasks. Subjects 1 and 2 utilised the three mental commands: the imagination of a left-hand movement, word associations and relaxation. Subject 3 utilised different mental commands: word associations, arithmetic operations, and relaxation. These subjects have achieved a well level of mental control [31]. In [97], each of mental tasks was associated with a steering command, either right or left. An improvement was that if no mental command was delivered, the wheelchair would move forward, thus implicitly executing the third driving command. Carlson *et al.* successfully tested the first patient trial of a MI-based BCW, which represented that the BCW

technology can be pushed from the laboratory to the living environment [98, 99]. The control commands of BCW also have been increased. In [100], in addition to the left, right and forward control commands (letter composing, arithmetic and Rubik's cube rolling forward), the additional eyes closed action was used for the on/off command. A more natural and accustomed mapping (left and right MIs to turn left and turn right respectively, feet MI to go forward) was used to control the EW, reducing mental load without remembering the mapping relationship [101]. Extensive investigations have always been done on improving the performance of the wheelchair and ensuring the reliability of the control system. Some investigators mentioned above have modified the psychological tasks, and some of them have increased the classification accuracy of mental tasks by improving the algorithm. Hema *et al.* used only two electrodes to record the EEG changes during different types of MI (left hand, right hand and foot) and tried to classify the MI by using recurrent neural classifiers [102, 103] and Elman neural classifiers [104-106] as accurate as possible. Velasco-Álvarez *et al.* tested an asynchronous BCI in a virtual environment. Subjects successfully navigated the wheelchair to avoid obstacles by discrete advances and turn with MI commands [107, 108]. The personal digital assistant (PDA) based on MI or electromyography (EMG) provided BCW with a series of humanized functions [109-111]. Benevides *et al.* applied PDA to the wheelchair and proposed a reclassification model to stabilize the accuracy of the classifier [112]. In [18], the commercial EEG headset was used to build a MI-based BCW. Carra *et al.* also developed a MI-based BCW with portable and low-cost equipment [113, 114]. The MI-based BCW with a low-cost device has achieved good results in the direction control of the wheelchair with fewer tasks.

Usually, the subjects need multiple psychological tasks to drive the wheelchair to complete a smooth trajectory. Thus, more mental commands were decoded [55, 60, 115-122]. In [115, 119], each direction (left, forward, right, backward and stop) of the wheelchair corresponded to a mental task (movement imagery, trivial multiplication, geometrical figure rotation, non-trivial multiplication and relaxation). In the prototype developed by Huang *et al.*, the subjects could rapidly control the wheelchair within a short calibration period, realizing operate the wheelchair to turn left or right, to go straight or stop [118]. Kaysa *et al.* did with raising the right hand and raising the left-hand movement as the input for generating wheelchair movement and used the idle activity as a stopping condition for any wheelchair movement [55]. Yu *et al.* proposed an asynchronous control paradigm based on sequential motor imagery (sMI). Four sMI tasks by sequential imaging left- and right-hand movements in an asynchronous mode were encoded to control six steering functions of a wheelchair, including moving forward, turning left, turning right, accelerating, decelerating and stopping [121].

## 2) P300-BASED BCW

P300 evoked potentials, mainly located in the central

cortical region, are positive peaks in the EEG due to infrequent auditory, visual, or somatosensory stimuli, occurring approximately 300 ms after the event [90, 123]. The lower the probability of relevant events, the more obvious the amplitude of the P300 response [124]. The advantage of BCI-based P300 is that P300 is an internal response, and users can generate P300 without training [125]. Rebsamen *et al.* presented the first working prototype of a BCW based on a slow but safe P300 interface. Specifically, the context-dependent menus of commands simplified the motion control. Through a simple and effective path editor, users can enter the guiding path into the system to help the system adapt to changing environmental conditions. Then, the user's task only included selecting the destination and handling the unexpected situation through a dialogue scheme so that users can control the wheelchair with less attention. According to a predefined path, the wheelchair will move along at last [11, 32, 40, 126]. Although the motion control strategy solved the problem of navigation inside an atypical office or hospital environment without complex sensors or sensor processing, the accuracy of P300 classification was the premise to guarantee the effective implementation of this strategy. Pires *et al.* proposed a full system based on a visual P300 oddball paradigm for wheelchair steering. Temporal features and EEG channels were selected through a Fisher criterion, and the P300 was effectively detected by the common spatial patterns method combined to a Bayesian classifier. Offline classification results have shown the effectiveness of the method [127].

On the BCI2000 software platform, Gentiletti *et al.* replaced the character elements on the classical stimulus matrix of the P300 speller with icons in order to get a graphical user interface (GUI) and then simulated wheelchair in a virtual environment. In their work, two healthy subjects each drove the wheelchair along similar paths and distances [34]. Venkatasubramanian *et al.* developed an interface also based on BCI2000, using P300 signals to control the movement of a wheelchair in a predefined path [128]. Since P300 is an evoked potential, subjects rely on the control system to operate the wheelchair. Scientists often improve the performance of P300-based BCW by navigation strategy. Iturrate *et al.* created a BCW that relied on a P300 neurophysiological protocol and automated navigation. When in operation, the user faced a screen displaying a real-time virtual reconstruction of the scenario and concentrated on the location of the space to reach. The EEG signal processing detected the target location, thereby navigating the subject to the destination while avoiding collisions with obstacles in the environment [14, 44, 45]. Shin *et al.* achieved the wheelchair navigation in four directions (left, right, front and back) with the simple P300-BCI. They used only two electrodes and a reference signal. The experimental results demonstrated the feasibility that simple signal processing interpreted the measured signals to decide a movement direction of the wheelchair [47]. The study laid a

foundation for P300-based BCW with asynchronous control mode. He *et al.* proposed a new no-threshold asynchronous brain switch based on P300, which makes decisions according to the results of two classifications rather than a thresholding method to distinguish between the control and idle states. The switch was used for the “start/stop” control of a real wheelchair and it was successfully tested in healthy subjects and patients [129].

### 3) SSVEP-BASED BCW

When the human eye is stimulated by flashing signals with a specific frequency, the brain produces electrical activity at that frequency. EEG changes caused by visual stimulation in a specific frequency range can be adjusted through stimulation [130]. This phenomenon is called SSVEP. SSVEP-BCI is widely used because it does not require long-term training, and it has a high transmission rate and accuracy [131]. Mandel *et al.* believed that the robust classification of SSVEPs in brain activity allowed for the seamless projection of qualitative directional navigation commands onto a frequently updated route graph representation of the environment. They initially realised the combination of SSVEP and autonomous navigation systems [132]. Müller *et al.* believed that each frequency value could be associated with a user command or a users’ feeling, so two systems were designed. In the first system, the user can choose a specific place to move. Upon such a choice, the control system onboard the wheelchair generated reference paths with a low risk of collision, connecting the current position to the chosen one. In the second system, the BCI based on the SSVEP can discriminate four classes once per second and it can achieve the control of moving the wheelchair forward, to the left, to the right, or to stop. The stimuli flickering was performed at high-frequency (37, 38, 39 and 40 Hz) and participants expressed neither discomfort nor fatigue due to flickering stimulation [17, 46, 51, 64]. Xu *et al.* further proposed an effective and low delayed asynchronous SSVEPs-based BCI system for practical wheelchair control. The transition state and negative edge detection method reduced effectively potential safety risks and enhanced users’ experience by minimizing undesired movements [133]. In [134], the SSVEPs elicited by four different flickering frequencies in a low-frequency region (7 Hz, 9 Hz, 11 Hz and 13 Hz). The wheelchair can move forward, backward, left, right and stop positions, which showed that the SSVEP-based BCI with OAA-SVM classifier and violet color stimuli in the low-frequency region can give a promising way. Turnip *et al.* proposed an extraction method for a BCW by applying a nonlinear adaptive filter on EEG-SSVEP. In addition, the application of an adaptive network fuzzy interference system classifier was proposed. A four-choice signal paradigm with different frequencies (i.e., from 6 to 9 Hz for left, right, bottom, and top, respectively) was used to stimulate the four subjects in the experiment, which showed that the extraction method achieved a very significant statistical improvement in extracting peak amplitude features [20, 135-137]. Lin *et al.* proposed a

BCW system based on SSVEP made users be able to drive the wheelchair with forward, stop, and left/right-turn commands according to their intentions. Additionally, a reactive navigation scheme based on an artificial potential field (APF) approach was implemented to improve the security of the proposed system. The scheme was expected to provide a convenient, safe, and comfortable mobile assistance to users who are suffering SCIs [138].

### B. HYBRID MODAL BASED BCW

According to the previous description, we found that more research teams were keen to use MI as the control signal of the BCW relative to P300 and SSVEP, because MI did not need to be induced by external stimulus. The design of the single-mode BCW system has made significant progress in paradigm, brain signal processing algorithm and control system, but there are still shortcomings. For example, BCW based MI needs more practice, which makes the patient fatigue easily, thereby affecting the quality of brain signals. BCW based P300 requires repeated scintillation many times. Repeating scintillation for a long time also affects the brain signal of patients. SSVEP based on BCI control command quantity is influenced by the exciting frequency and other factors. Especially when the number of instructions on the BCI increases, the classification accuracy will decrease. In general, the BCW system also faces some challenges in terms of low ITR, diversified functions/control, human-machine adaptability, robustness, and stability. A potential solution is to use a new type of BCI system, namely the hybrid brain-computer interface (hBCI). Pfurtscheller *et al.* believe that in addition to a simple BCI combination, hBCI types also need to meet the following four criteria [139]: (1) The activity is obtained directly from the brain; (2) At least one of a variety of brain signal collection methods should be used to obtain this activity, which may be in the form of electrical potential, magnetic field or hemodynamic changes; (3) Signals must be processed in real-time/online to establish communication between the brain and the computer to generate control commands; (4) Brain activity results must be provided for communication and feedback control. In recent years, the hBCI standard focused on improving the accuracy of activity detection for healthy subjects and patients and increasing the number of control instructions for better communication and control. We classify the hBCI types into three categories in this paper [62]: (1) hBCI is based on multiple brain patterns; (2) hBCI is based on multiple Biological signals; (3) hBCI is based on multiple sensory stimulations.

#### (1) HBCI BASED ON MULTIPLE BRAIN PATTERNS

P300 & MI: Rebsamen *et al.* utilised a P300-based or MI-based brain switch to produce a start/stop command for controlling a wheelchair [126]. Yu *et al.* presented a hBCI, in which the user controlled the wheelchair by alternatively performing an MI task or paying attention to P300 flashing [140]. Long *et al.* designed a paradigm that combined MI with P300. The paradigm allows the user to control the direction (left/right turn) of the simulated or real wheelchair by using left/right-hand imagery. Furthermore, the hybrid

manner can be used to control speed. If the user wants to decelerate, the user imagines foot movement while ignoring the flashing buttons on the GUI. If the user wishes to accelerate, then he/she will focus on a specific flashing button [141, 142]. This paradigm addressed the challenge that is difficult for current BCW to provide multiple independent control signals [143].

**MI & SSVEP:** Bastos *et al.* created a robotic wheelchair commanded by a BCI through SSVEP, MI and word generation. When using SSVEP, a statistical test was used to extract the evoked response and a decision tree was used to discriminate the stimulus frequency. When using MI (left/right hand) and word generation, three mental tasks generated instructions to guide the wheelchair through an indoor environment [144]. Cao *et al.* proposed a hybrid BCI system based on MI & SSVEP, which realised the synchronous control of wheelchair speed and direction as well as an on/off control system for wheelchair control [61].

**P300 & SSVEP:** In [145], a hybrid asynchronous BCI combining P300 and SSVEP was presented. P300 and SSVEP both can be elicited simultaneously. The control state and target button were determined by both P300 and SSVEP detections and the performance for detecting the control/idle state can be improved by using such a hybrid BCI.

#### (2) HBCI BASED ON MULTIPLE BIOLOGICAL SIGNALS

**EEG & EMG:** Li *et al.* presented a real-time composite brain/muscle interface to control a wheelchair directly by using MI-EEG and EMG signals of gritting the left/right teeth [146]. Jiang *et al.* developed a low-cost prototype that was using MI-EEG and EMG signals. The system can detect and determine the user's intention of at least four directions of motion [84]. Chai *et al.* developed a hBCI home environmental control system for paraplegics' active and assisted living by integrating single-channel EMG of occlusal movement and SSVEP. This indicated that combining EEG and EMG can effectively enhance the security and interactivity of the environmental control system [116].

**EEG & EOG:** Wang *et al.* proposed hybrid EEG-EOG BCI, which combines MI, P300, and eye blinking to implement forward, backward, and stop control of a wheelchair. Users (e.g., those with ALS and locked-in syndrome) can navigate the wheelchair with seven steering behaviors [19]. The paper [147] has developed a novel EOG-based switch, which issues on/off commands depending on whether the user's single blinks are performed in synchrony with the flashes of a switch button. This switch was applied to a BCW which combined a BCI system based on MI + P300 and an autonomous navigation system in [148]. As only one EOG channel was used, the switch was practically feasible in many situations.

**(3) HBCI BASED ON MULTIPLE STIMULATION SENSORY**  
Another approach to improve the performance of BCIs is to combine different signal modalities or control signals to form a hybrid BCI. To increase the control accuracy of BCI-controlled robotic wheelchair, the new non-traditional

control method called "extended BCI" came into being, which involved the operation of multiple control channels in parallel [148].

Multiple modes of operation combined with EEG signals: Bonarini *et al.* developed an autonomous wheelchair that was capable of avoiding obstacles, self-localize and safely explore indoor environments. In the model, the user has the opportunity to choose among several autonomy levels (from simple obstacle avoidance to complete autonomous navigation) and different interfaces: a classical joystick, a touch-screen, an electro biographic interface, and a BCI [149]. The paper [16] presented a new shared-control approach based on P300, which allowed the selection of brain-actuated commands to steer a robotic wheelchair. In such a BCW, at least one specific motor skill, such as the control of arms, legs, head or voice, was required to operate a conventional HMI.

**Gestures combined with EEG signals:** Real Wheels system incorporated a BCI based on SSVEP along with modifications to existing joystick controllers to operate a controller for wheelchair movement. A series of higher-level navigation commands, called "wheelchair gestures", assist a wheelchair user in accomplishing activities of daily life [150].

**Speech recognition combined with EEG signals:** Wang *et al.* established a multimodal interface for EW, which had three types of available inputs: speech, keyboard and traditional joystick [151]. On this basis, a BCW controlled by a coordinated mechanism based on a BCI and speech recognition was presented. The coordinated control mechanism had a satisfactory path and time optimality ratios [152]. The speech recognition was a fast and accurate supplement for BCWs. Devi *et al.* added voice recognition sensors to BCW to help the physically challenged people given an effective result with less effort [153].

#### V. FROM SYNCHRONOUS TO ASYNCHRONOUS

A BCI system can work synchronously or asynchronously. Up to now, synchronous and asynchronous protocols have been applied to BCW. Typically, the synchronous protocol for BCW was proposed by Rebsamen *et al.* [32, 126]. In general, the P300 [32, 59, 126] and SSVEP [46, 51] was used for selecting the predefined location of the destination. Moreover, an intelligent navigation system was utilised to avoid obstacles by laser sensors and to drive the wheelchair along the specific path [44]. During navigation, the user can only control the wheelchair discretely and cannot modify the specified track arbitrarily. Although the synchronous protocol showed high accuracy and safety [126], the response efficiency of wheelchair control was low, and the selected path was constrained by the operating environment. On the contrary, the asynchronous protocol requires minimum concentration-time and minimum error-detection. The user's intentions are continuously and accurately interpreted into control commands by the BCI, so that the user controls the BCW at their discretion [41, 103, 154]. Rebsamen *et al.* pioneered the asynchronous P300 system



TABLE 2  
SUMMARY OF RELEVANT RESEARCH WORKS IN THE FIELD OF BCWS AND MAIN CHARACTERISTICS IN CHRONOLOGICAL ORDER.  
(adapted from Fernández-Rodríguez *et al.* [155])

BCW	Year	Signal	Navigation system	Asynch. control	Decoding type	Subjects
[10]	2005	MI	Low-level	Yes	Discrete	6
[11]	2007	P300	High-level	Yes	Discrete	5
[31]	2009	MI	Shared	Yes	Continuous	3
[14]	2009	P300	Shared	No	Discrete	5
[132]	2009	SSVEP	Shared	Yes	Discrete	9
[126]	2010	hybrid <sup>g</sup>	High-level	Yes	Discrete	5
[156]	2010	P300	High-level	No	Discrete	1 <sup>a</sup>
[47]	2010	P300	Low-level	No	Discrete	1
[103]	2011	MI	Shared	Yes	Mixed <sup>b</sup>	4
[154]	2011	MI	Shared	Yes	Discrete	2
[118]	2012	MI	Low-level	Yes	Discrete	5 <sup>f</sup>
[48]	2012	hybrid <sup>h</sup>	High-level	Yes	Continuous	3
[18]	2012	MI	Low-level	Yes	Not specified	1
[157]	2012	hybrid <sup>g</sup>	Low-level	Yes	Mixed <sup>b</sup>	7
[141]	2012	hybrid <sup>g</sup>	Low-level	Yes	Continuous	2
[49]	2012	hybrid <sup>h</sup>	The user can choose low or high-level	No	Discrete	4
[133]	2012	SSVEP	Low-level	Yes	Continuous	2
[114]	2013	MI	Low-level	Yes	Discrete	1
[101]	2013	MI	Low-level	Yes	Continuous	3
[146]	2013	hybrid <sup>h</sup>	Low-level	Yes	Continuous	1
[59]	2013	MI	Shared	Yes	Continuous	4
[53]	2013	P300	Shared	No	Discrete	11 <sup>c</sup>
[52]	2013	SSVEP	Low-level	asynchronous or synchronous (optional)	Discrete	1
[145]	2013	hybrid <sup>h</sup>	Low-level	Yes	Continuous	5
[51]	2013	SSVEP	Low-level	Yes	Continuous	13 <sup>d</sup>
[158]	2014	Alpha band	Low-level	Yes	Discrete	8
[19]	2014	hybrid <sup>h</sup>	Low-level	Yes	Continuous	4
[61]	2014	hybrid <sup>g</sup>	Low-level	Yes	Mixed <sup>b</sup>	3
[62]	2014	hybrid <sup>g</sup>	Low-level	Yes	Continuous	3
[159]	2014	SSVEP	Shared	Yes	Continuous	4
[160]	2014	EOG (embedded in EEG)	Low-level	Yes	Continuous	5
[161]	2015	MI	Low-level	Yes	Discrete	3
[162]	2014	SSVEP	High-level	Yes	Discrete	37
[148]a	2016	MI	High-level	Yes	Discrete	3
[148]b	2016	P300	High-level	Yes	Discrete	6
[140]	2017	hybrid <sup>g</sup>	Low-level	Yes	Continuous	8
[163]	2017	EPR	High-level	Mixed <sup>c</sup>	Discrete	8
[121]	2018	MI	Low-level	Yes	Continuous	7
[164]	2018	MI	Low-level	Yes	Continuous or Switch	15
[165]	2019	hybrid <sup>h</sup>	High-level	Yes	Mixed <sup>d</sup>	22
[166]	2019	hybrid <sup>g</sup>	Low-level	Yes	Continuous	5

<sup>a</sup>Affected by Guillain-Barre Syndrome

<sup>b</sup>discrete turns and continuous advance and recoil

<sup>c</sup>1 participant with cerebral palsy and motor impairment

<sup>d</sup>1 paraplegic participant

<sup>e</sup>An asynchronous mode is used to switch the environmental control system on or off, a synchronous mode is used to improve the accuracy and speed of BCI detection.

<sup>f</sup>Users can continuously steer the wheelchair left/right by imagining left/right-hand movements. Users generate discrete wheelchair commands, such as moving forward and backward and stopping, by implementing eye blinks and eyebrow movements

<sup>g</sup>hybrid Signals based on multiple brain patterns

<sup>h</sup>hybrid Signals based on multiple Biological signals

user [11]. A representative MI-based control system was developed by Galán *et al.* [42, 96]. In such a system, the asynchronous protocol was applied to realise the real-time continuous directional control. A self-paced BCW enabled the user to have the option to control the device when required (user has more control) and can avoid obstacles autonomously to provide safer control [167]. Xu *et al.* applied the asynchronous protocol to the SSVEP-based BCW. The Bayesian Classifier and a low-delayed asynchronous detection mechanism were devised and

integrated to enable the user to control the wheelchair flexibly [133]. BCWs have been researched by several research groups over the past 15 years, and we summarise in Table 2. Table 2 shows asynchronous BCW has attracted more and more scholars' attention. Asynchronous control protocol means that the user can use low-level navigation to achieve continuous control of any direction of the wheelchair. In an asynchronous BCW system, brain signals are continuously detected and analyzed by the system. This puts forward higher requirements for EEG signal

acquisition, pre-processing algorithm research, software, and hardware processing, etc. At present, the research on asynchronous BCW is still in the laboratory stage, and the methods adopted are mostly based on MI and SSVEP. It is easy to implement the asynchronous BCW based on MI, but there are some disadvantages in MI, such as the small number of categories and training requirements. There are many categories of SSVEP, which do not require training but exogenous stimulation. The asynchronous control of BCW often requires multiple control commands. Researchers are committed to the study of decoding EEG signals and classifying EEG signals with high accuracy. Only by carrying out experiments and analysis, accelerating the speed of signal acquisition and processing, and improving the classification accuracy and the system's usability can asynchronous BCW reach the degree of practicality.

## VI. CHALLENGE AND SOLUTION OF BCW

Although researchers have made great improvements in the control scheme of BCW, the functions of BCW are still lacking, which means that there are still many challenges in achieving the goal of BCW from laboratory to daily life. Over the past 15 years, scientists have been working on solutions to enrich wheelchair functions.

### A. THE NAVIGATION IN BCW

The BCI technology can read EEG signals and convert them into real-world motions. However, the collected EEG signals are usually accompanied by noisy signals and hard to analyse. Although some scholars have improved the classification accuracy in algorithms, they still cannot guarantee the user can safely, effectively, and accurately navigate the wheelchair. The P300 BCI-based motion path guidance strategy enabled the wheelchair to safely and effectively navigate in an indoor environment without complex sensors or sensor processing, circumventing the problem caused by the low information rate of the EEG signal [11, 40, 126]. A “scenario” stimulation screen optimised the motion guidance strategy [168]. However, in the path guidance strategy, the user's control right will be deprived after selecting the target. The control weight of a user in a shared control system was irrelevant to the user's capability or the driving conditions. Philips *et al.* adopted this method to the BCW, building a semiautonomous system that worked in cooperation with humans. Three levels of assistance (collision avoidance, obstacle avoidance, orientation recovery) were activated only when the user needs them [13]. Vanacker *et al.* improved the shared control system. They used knowledge about the current context to filter out erroneous steering commands and improved the overall driving behavior especially when the subject was not already trained for the task [12]. The shared control system can reduce subjects' cognitive workload [97]. The shared controller coupled the intelligence and desires of the user with the precision of the machine allowed users to dynamically produce intuitive and smooth trajectories, rather than relying on predefined routes. The number of

decoded symbols per minute (SPM) in a BCI was still very low, which means that users can only provide a few discrete commands per minute (less than 10 SPM). Thus, the control of the wheelchair should rely on the navigation system. The system received sparse commands from the user and then performed safe and smooth maneuvers according to steering information [59].

The two-layer shared control approach obtain the safe and effective navigation of BCW. The first layer is a virtual-constraint responsible for enabling or disabling the user commands, based on certain context restrictions. The second layer is a user-intent matching responsible for determining the suitable steering command, which was better to fit the user command and taking the user competence on steering the wheelchair into account [16, 53, 159]. In [14, 44], not only the multiple stages of shared control were implemented for a BCW, but also the automatic navigation system was integrated into the BCW to solve the problem of low ITR. Puanhuan *et al.* proposed a hybrid P300 and eyes-blink with the BCW system which can be operated in both automatic navigation and controlled mode [49]. Rui *et al.* also proposed a BCW system combined with autonomous navigation system [169]. The concept of autonomous navigation gives the user the flexibility to use the BCW in unknown and evolving scenarios. The more difficulties the subjects encounter in driving a wheelchair, the more assistance they should receive. The collaborative control mechanism was put forward to assist users when they need help [170]. The system used some hypothetical methods to predict the drivers' intentions, if necessary, to adjust the control signals to achieve the desired objectives. The human-machine shared control strategy employs both brain-machine control mode and autonomous control mode. In the brain-machine control mode, a novel BCI using SSVEP was utilised two brain signals to produce a polar polynomial trajectory. In the autonomous control mode, the synthesis of angle-based potential field and vision-based simultaneous localization and mapping technique guided the BCW navigating among the obstacles [171].

### B. FUSION OF BRAIN-CONTROLLED WHEELCHAIR AND ROBOTIC ARM

The wheelchair-mounted robotic arm (WMRA) system can reduce the dependence of disabled people using EWs on human aides. As early as 2005, Alqasemi *et al.* developed a 9-DoF WMRA system controlled by a joystick, keyboard, BC12000, and so on to finish the predefined daily task, such as reaching, carrying and placing [172]. The WMRA system met the needs of mobility-impaired people with limitations of upper extremities and exceed the capabilities of BCW [15, 156, 173]. Valbuena *et al.* described a BCI based on SSVEPs used as an input device for the semi-autonomous robot FRIEND IT. The robot is composed of a wheelchair and its mounted 7 DoF manipulator, which can help people to do a series of office, work and spare time [174].

A P300-based interface was used for choosing an action to be performed on the object by the WMRA [175]. Due to some limitations of the single-mode BCW, the hBCI has also been introduced for WMRA control. Achic *et al.* proposed a system consisting of an EW with an embedded robotic arm. It combined a hBCI and shared control system for navigation and manipulation, which can assist users to achieve essential tasks [176]. Chen *et al.* developed a WMRA system using a coordinated control strategy. The strategy was composed of an operating intention expression and identification with EEG, which located objective based on EOG and head gesture and a human-robot interface. In this bionic manipulator system, the system converted the user's control intention into corresponding control instructions. Then, instructions were sent to the actuator of the arm joint motor to realise the motion control of the bionic manipulator [177-179]. Huang *et al.* proposed to help the user turns the wheelchair left/right by performing left/right-hand MI, and generates other commands for the wheelchair and the robotic arm by performing eye blinks and eyebrow-raising movements [165]. Tang *et al.* have proposed an improved mobile platform structure equipped with an omnidirectional wheelchair, a lightweight robotic arm, a target recognition module, and an auto-control module. Based on the you only look once (YOLO) algorithm, this system can, in real-time, recognised and located the targets in the environment when the users confirmed one target through a P300-based BCI. An expert system planned a proper solution for a specific target. For example, the planned solution for a door is opening the door and then passing through it. The auto-control system then jointly controlled the wheelchair and robotic arm to complete the operation [180].

### C. BRAIN-CONTROLLED WHEELCHAIRS COMBINED SMART HOME SYSTEM

The lives of most disabled locked in wheelchairs are often boring. The combination of BCW and the smart home system brought fun to disabled people. Qidwai *et al.* modified the BCW. The wheelchair used voice, EEG port, joystick controller as input customised depending on the nature of the disability of the user. It can be used for mobility as well as for controlling the air conditioners (AC) and television (TV) systems [181]. A hBCI home environmental control system for paralytics' active and assisted living came out. The system was designed as a three-level interface. Besides the idle state interface, there are one main interface and five sub-interfaces for the work state. The main interface included five visual stimuli corresponding to different devices such as nursing bed, wheelchair, telephone, television, and lamps. The sub-interfaces presented the control function of those devices. Gazing at stimuli at different frequencies corresponding to a certain function can select a device or device action. Several particular occlusal patterns respectively were used to confirm the selected function, return from sub-interface to the main interface and switch on/off the system [116, 182]. The design concept of the BCW control system

indicates that the development trend of the BCW will be combined with the Internet of Things and closer to the lives of patients.

### D. REAL-TIME PSYCHOLOGICAL MONITORING

When assistive robots operate in complex environments and the presence of human beings, it will be influenced by several factors that may lead to undesired outcomes: wrong sensor readings, unexpected environmental conditions or algorithmic errors represent, etc.

To guarantee the safety of the user, a possible solution is to rely on a human-supervised approach, another approach is to make wheelchairs semi-autonomous. Diez *et al.* proposed three methods to detect the attention-level of the user based on the alpha rhythm and theta/beta rate. Then use the transitory response of the EEG signal to develop the attention-SSVEP hBCI. This method can determine whether the user is focusing on the stimulus being detected, thereby reducing the risk of wheelchair collision [183]. Cruz *et al.* first analyzed the galvanic skin response (GSR) recorded from healthy and motor disabled people while steering a robotic wheelchair. Then, a method called feature-based peak detection (FBPD) for automatic detection of skin conductance response (SCR) was proposed to infer whether GSR can help in the recognition of stressful situations [75]. Ciabattini *et al.* proposed the error correlation potential (ErrP) signal detection method for the safe navigation of a smart wheelchair. During wheelchair navigation, possible problems (e.g., obstacles) along the trajectory cause the generation of error-related potentials signals when noticed by the user. These signals are captured by the interface and are used to provide feedback to the navigation task to preserve safety and to avoid possible navigation issues [184]. Lamti *et al.* present a new hybrid system based on the fusion of gaze data and SSVEP. The system not only commanded a powered wheelchair but also accounted for users' distraction levels (concentrated or distracted), which can assess the mental state and mental workload impact on EEG signals to ensure the safety of users [23].

### E. THE NOVEL BCI PARADIGM FOR BRAIN-CONTROLLED WHEELCHAIRS

BCI systems have shown to have a huge impact on the life quality of the disable [4]. According to the foregoing, based on different types of EEG signals (e.g., ERP, SSVEP, MI), different BCWs have been developed. Although those BCWs do not require direct muscle control, they depend to some extent on normal brain function. Damage to the cortex (e.g., ALS or stroke), basal ganglia or other subcortical areas that interact with the cortex (e.g., cerebral palsy), or loss of sensory input (e.g., stroke or SCI) may affect the user's ability to control the cortical potential, or rhythm, or cortical neurons. Therefore, the ability to use a BCW and the best choice between different BCI may vary from user to user. It is need to evaluate specific BCI for specific user for a long-term. BCW should be customized according to the user's situation. Innovation has been achieved in the experimental paradigm of control signals in recent years. For the blind, the vision-based MI BCI

paradigm is not applicable. A virtual environment-based training system was devised for a blind wheelchair user using three-dimensional audio supported by electroencephalography [185]. In the paradigm of visually evoked MI, the graphic interface could distract the subject's attention. The Audio-cued MI-based BCI, as an unconventional paradigm, reduced the probability of misclassification [161, 186-191]. A c-VEP paradigm was applied to control the steering of a BCW [192]. Kobayashi *et al.* developed a novel BCI circuit that manipulates an electric wheelchair based on emotion data obtained in real-time by the emotion fractal analysis method (EFAM). Using this BCI circuit allows user to adjust the speed of EW in proportion to the intensity of the emotion [193].

The MI-based system has BCI illiteracy problem and vision-based system (P300 and SSVEP) means that the user needs voluntary gaze control. By the way, ALS patients lose their volitional eye control in the late stages [194]. Kim *et al.* devised a steady-state somatosensory evoked potential (SSSEP) paradigm, which elicited brain responses to tactile stimulation of specific frequencies for the user's intention to control a wheelchair. In the system, a user had three possible commands by concentrating on one of three vibration stimuli that were attached to the left/right-hand and foot, to selectively control the wheelchair (turn-left/right and forward) [195-198]. Tøttrup *et al.* investigated the feasibility of decoding covert speech from single-trial EEG and combined it with MI in their study. The experimental results provided new ideas for controlling wheelchairs with the covert speech experimental paradigm [199]. The discoveries of a novel BCI paradigm expand the user group of BCW.

## VII. DISCUSSION

Independent mobility is what researchers are devoted to studying. BCW provides a promising solution for those people with physical challenges has restricted mobility. The most significant advantage of BCW is that the paralysed patient can control the wheelchair directly from the brain signals without the need for speech or physical movement. In early BCW systems, the approach was to use the BCI to select high-level commands (for example, go to the kitchen, bedroom, etc.) and to give the BCW sufficient knowledge and autonomy to execute these commands autonomously. This advanced command can be selected by synchronous BCI [32, 46, 51, 59, 126]. This approach is flexible and adaptive to meet the needs of individual users, which also can be achieved through layered BCI [16, 53, 159]. An alternative approach proposed by Millan *et al.* relied on the concept of shared control. In this method, the user constantly sends commands to the BCW, which perform preset behaviors on a probabilistic basis. This asynchronous control approach gives users autonomy. With the development of computer and sensor technology, hBCIs enrich the control strategy of BCWs and dry electrode technology is also applied to the development of BCWs

technology. Using dry electrode system as EEG signal acquisition equipment reduces the cost of BCWs [76].

The structure and function of BCWs have been improved continuously over the past 15 years. Although these results seem promising, the lack of reliable, easy-to-use and portable acquisition systems, as well as semi-autonomous robotic wheelchairs that are robust and safe to operate in living environment, makes it difficult to achieve a BCW for everyday use. Great strides have been made in the field of BCW, but obstacles remain. EEG-based BCW still have the following problems: (1) The placement of traditional wet electrode is cumbersome and the setup time is usually long (up to half an hour, depending on the number of electrodes); (2) The results of training and learning may not be sustained due to the offset of the electrode position, contact noise with the scalp and other factors; (3) In order to solve the problem of low SNR and online adaptation of subjects, it needs to use powerful amplifiers, efficient machine learning and signal processing algorithms; (4) The attenuation and superposition of brain signals as they travel to the scalp, as well as sparse sampling of brain activity, limit the range of useful control signals that can be extracted.

We think the future of BCW will focus on solving the following problems: (1) To reduce paralysed user effort in controlling the wheelchair; (2) To ensure the safety during movement; (3) BCWs using inexpensive hardware and open-source software; (4) To monitor the activity of the person in real time; (5) The designed system should be portable for the user; (6) The wheelchair has the ability to charge the battery independently.

## VIII. CONCLUSION

This review have introduced an emerging technology of BCW and shown its great prospect in the field of rehabilitation medicine. The emergence of BCW provides a new and feasible human-computer interface for those who suffer from severe dyskinesia, such as ALS and SCI. It can help these patients to interact with the outside world and improve their quality of life. We briefly introduce the BCW related model, structure, and principles of implementation. From the perspective of biomedical engineering research, we investigated many works of literature on BCW, we tried our best to cover those most representative BCW studies, we provided insights into the fundamental basis of BCW technology. We summarize the development trend of BCW based on the previous investigation and it is mainly manifested in three aspects: from a wet electrode to dry electrode, from single-mode to multi-mode, and from synchronous control to asynchronous control. We also summarize the solutions proposed by scholars in the process of improving the function of BCWs. These are the points that other reviews of BCWs have not covered. We hope this paper will help those interested in using or developing BCW technology. Although there are still obstacles in the development of BCW devices to help patients locked in wheelchairs gaining the ability to live

autonomously, the desire for personal rehabilitation is strong. With the development of signal acquisition, pattern recognition, artificial intelligence, sensors, and other technologies. We believe that, not long after, it is feasible to design a practical and customized BCW to help patients with severe paralysis for communicating and operating. This technological breakthrough will benefit to more and more paralysed people and greatly help the patients re-obtain the hope of life in the future.

TABLE 3  
ABBREVIATIONS

The original words	Abbreviations
brain-computer interface	BCI
brain-controlled wheelchair	BCW
amyotrophic lateral sclerosis	ALS
spinal cord injury	SCI
central nervous system	CNS
electric wheelchair	EW
analog-to-digital	A/D
slow cortical potential	SCP
event-related potentials	ERP
visual evoked potentials	VEP
information transmission rate	ITR
event-related synchronization	ERD
event-related desynchronization	ERS
sensorimotor rhythms	SMR
motor imagery	MI
signal to noise ratio	SNR
steady-state visual evoked potentials	SSVEP
personal digital assistant	PDA
electromyography	EMG
sequential motor imagery	sMI
graphical user interface	GUI
artificial potential field	APF
hybrid brain-computer interface	hBCI
wheelchair-mounted robotic arm	WMRA
you only look once	YOLO
air conditioners	AC
television	TV
galvanic skin response	GSR
feature-based peak detection	FBPD
emotion fractal analysis method	EFAM
steady-state somatosensory evoked potential	SSSEP
skin conductance response	SCR
error correlation potential	ErrP

**REFERENCES**

[1] L. C. Wijesekera and P. N. Leigh, "Amyotrophic lateral sclerosis," *Orphanet journal of rare diseases*, 2009.

[2] S. C. Kirshblum *et al.*, "International standards for neurological classification of spinal cord injury (revised 2011)," *The journal of spinal cord medicine*, vol. 34, no. 6, pp. 535-546, 2011.

[3] P. Bach-y-Rita, "Brain plasticity as a basis for recovery of function in humans," *Neuropsychologia*, vol. 28, no. 6, pp. 547-554, 1990.

[4] J. Wolpaw and E. W. Wolpaw, *Brain-computer interfaces: principles and practice*. OUP USA, 2012.

[5] J. R. Wolpaw *et al.*, "Brain-computer interface technology: a review of the first international meeting," *IEEE Transactions on Rehabilitation Engineering*, vol. 8, no. 2, pp. 164-173, 2000.

[6] T. F. Bastos-Filho *et al.*, "Towards a new modality-independent interface for a robotic wheelchair," *IEEE Transactions on Neural Systems and Rehabilitation Engineering*, vol. 22, no. 3, pp. 567-584, 2013.

[7] D. Ding and R. A. Cooper, "Electric powered wheelchairs," *IEEE*

*Control Systems Magazine*, vol. 25, no. 2, pp. 22-34, 2005.

[8] M. A. Eid, N. Giakoumidis, and A. El Saddik, "A novel eye-gaze-controlled wheelchair system for navigating unknown environments: case study with a person with ALS," *IEEE Access*, vol. 4, pp. 558-573, 2016.

[9] R. C. Simpson and S. P. Levine, "Voice control of a powered wheelchair," *IEEE Transactions on Neural Systems and Rehabilitation Engineering*, vol. 10, no. 2, pp. 122-125, 2002.

[10] K. Tanaka, K. Matsunaga, and H. O. Wang, "Electroencephalogram-based control of an electric wheelchair," *IEEE Transactions on Robotics*, vol. 21, no. 4, pp. 762-766, 2005.

[11] B. Rebsamen *et al.*, "Controlling a wheelchair using a BCI with low information transfer rate," in *IEEE 10th International Conference on Rehabilitation Robotics*, 2007.

[12] G. Vanacker *et al.*, "Context-based filtering for assisted brain-actuated wheelchair driving," *Computational intelligence and neuroscience*, 2007.

[13] J. Philips *et al.*, "Adaptive shared control of a brain-actuated simulated wheelchair," in *2007 IEEE 10th International Conference on Rehabilitation Robotics*, 2007: IEEE, pp. 408-414.

[14] I. Iturrate *et al.*, "A noninvasive brain-actuated wheelchair based on a P300 neurophysiological protocol and automated navigation," *IEEE transactions on robotics*, vol. 25, no. 3, pp. 614-627, 2009.

[15] M. Palankar *et al.*, "Control of a 9-DoF Wheelchair-mounted robotic arm system using a P300 Brain Computer Interface: Initial experiments," in *IEEE International Conference on Robotics & Biomimetics*, 2009.

[16] A. C. Lopes *et al.*, "Wheelchair navigation assisted by human-machine shared-control and a P300-based brain computer interface," in *IEEE/RSJ International Conference on Intelligent Robots and Systems*, 2011: IEEE, pp. 2438-2444.

[17] S. M. T. Müller, T. F. Bastos-Filho, and M. Sarcinelli-Filho, "Using a SSVEP-BCI to command a robotic wheelchair," in *IEEE International Symposium on Industrial Electronics*, 2011, pp. 957-962.

[18] F. Carrino *et al.*, "A self-paced BCI system to control an electric wheelchair: Evaluation of a commercial, low-cost EEG device," in *ISSNIP Biosignals and Biorobotics Conference: Biosignals and Robotics for Better and Safer Living (BRCL)*, 2012: IEEE, pp. 1-6.

[19] H. Wang *et al.*, "An asynchronous wheelchair control by hybrid EEG-EOG brain-computer interface," *Cognitive neurodynamics*, vol. 8, no. 5, pp. 399-409, Oct 2014.

[20] M. Turnip *et al.*, "An application of online ANFIS classifier for wheelchair based brain computer interface," in *International Conference on Automation*, 2016.

[21] L. Bi, X.-A. Fan, and Y. Liu, "EEG-based brain-controlled mobile robots: a survey," *IEEE transactions on human-machine systems*, vol. 43, no. 2, pp. 161-176, 2013.

[22] Q. Huang *et al.*, "An EOG-based wheelchair robotic arm system for assisting patients with severe spinal cord injuries," *Journal of neural engineering*, vol. 16, no. 2, p. 026021, Apr 2019.

[23] H. A. Lamti, M. M. Ben Khelifa, and V. Hugel, "Cerebral and gaze data fusion for wheelchair navigation enhancement: case of distracted users," *Robotica*, vol. 37, no. 2, pp. 246-263, 2018.

[24] M. Cheng, X. Gao, S. Gao, and D. Xu, "Design and Implementation of a Brain-Computer Interface With High Transfer Rates," *IEEE Transactions on Biomedical Engineering*, vol. 49, pp. 1181-1186, 2002.

[25] M. Reaz *et al.*, "EEG signal analysis and characterization for the aid of disabled people," *WIT Transactions on Biomedicine and Health*, vol. 12, pp. 287-294, 2007.

[26] B. He *et al.*, "Noninvasive brain-computer interfaces based on sensorimotor rhythms," *Proceedings of the IEEE*, vol. 103, no. 6, pp. 907-925, 2015.

[27] Y. J. Kim *et al.*, "A study on a robot arm driven by three-dimensional trajectories predicted from non-invasive neural signals," *Biomedical engineering online*, vol. 14, no. 1, p. 81, 2015.

[28] L. F. Nicolas-Alonso and J. Gomez-Gil, "Brain computer interfaces, a review," *sensors*, vol. 12, no. 2, pp. 1211-1279, 2012.

[29] F. A. Mousa, R. A. El-Khoribi, and M. E. Shoman, "A novel brain computer interface based on principle component analysis," *Procedia Computer Science*, vol. 82, pp. 49-56, 2016.

- [30] H. Steinmetz, G. Fürst, and B.-U. Meyer, "Cranio-cerebral topography within the international 10–20 system," *Electroencephalography and clinical neurophysiology*, vol. 72, no. 6, pp. 499–506, 1989.
- [31] J. d. R. Millán *et al.*, "Asynchronous non-invasive brain-actuated control of an intelligent wheelchair," in *2009 Annual International Conference of the IEEE Engineering in Medicine and Biology Society*, 2009: IEEE, pp. 3361–3364.
- [32] B. Rebsamen *et al.*, "A brain-controlled wheelchair based on P300 and path guidance," in *The First IEEE/RAS-EMBS International Conference on Biomedical Robotics and Biomechanics, 2006*, pp. 1101–1106.
- [33] E. P. Zambalde, "SSVEP-based BCI with visual stimuli from LCD screen applied for wheelchair control: offline and online investigations," M.S. thesis, Faculdade de Engenharia Elétrica, Universidade Federal de Uberlândia, MG, Brasil 2018.
- [34] G. G. Gentiletti, J. G. Gebhart, R. C. Acevedo, O. Yáñez-Suárez, and V. Medina-Bañuelos, "Command of a simulated wheelchair on a virtual environment using a brain-computer interface," *IRBM*, vol. 30, no. 5-6, pp. 218–225, 2009.
- [35] K. S. Ahmed, "Wheelchair Movement Control VIA Human Eye Blinks," *American Journal of Biomedical Engineering*, vol. 1, no. 1, pp. 55–58, 2012.
- [36] L. Jiang, E. Tham, M. Yeo, and O. G. Phu, "iPhone-based portable brain control wheelchair," in *7th IEEE Conference on Industrial Electronics and Applications (ICIEA)*, 2012, pp. 1592–1594.
- [37] D. McFarland and J. Wolpaw, "EEG-based brain-computer interfaces," *current opinion in Biomedical Engineering*, vol. 4, pp. 194–200, 2017.
- [38] J. W. Y. Kam *et al.*, "Systematic comparison between a wireless EEG system with dry electrodes and a wired EEG system with wet electrodes," *NeuroImage*, vol. 184, pp. 119–129, Jan 2019.
- [39] N. Elsayed, Z. S. Zaghloul, and M. Bayoumi, "Brain computer interface: EEG signal preprocessing issues and solutions," *International Journal of Computer Applications*, vol. 169, no. 3, pp. 12–16, 2017.
- [40] B. Rebsamen *et al.*, "Controlling a wheelchair indoors using thought," *IEEE intelligent systems*, vol. 22, no. 2, pp. 18–24, 2007.
- [41] R. Leeb *et al.*, "Self-paced (asynchronous) BCI control of a wheelchair in virtual environments: a case study with a tetraplegic," *Computational intelligence and neuroscience*, pp. 1–8, 2007.
- [42] F. Galán *et al.*, "Continuous brain-actuated control of an intelligent wheelchair by human EEG," in *Proceedings of the 4th International Brain-Computer Interface Workshop and Training Course*, 2008, pp. 315–320.
- [43] K. Choi and A. Cichocki, "Control of a wheelchair by motor imagery in real time," in *International conference on intelligent data engineering and automated learning*, 2008: Springer, pp. 330–337.
- [44] I. Iturrate, J. Antelis, and J. Minguez, "Synchronous EEG brain-actuated wheelchair with automated navigation," in *2009 IEEE International Conference on Robotics and Automation*, 2009: IEEE, pp. 2318–2325.
- [45] I. Iturrate *et al.*, "Robotic rehabilitation devices based on Brain-Computer Interfaces: wheelchair and teleoperated robot," in *III Publicación Internacional sobre Domótica, Robótica y Teleasistencia para Todos (DRT4ALL)*, Jan 2009.
- [46] S. M. T. Müller *et al.*, "Brain-computer Interface Based on Visual Evoked Potentials to Command Autonomous Robotic Wheelchair," *Journal of Medical and Biological Engineering*, vol. 30, no. 6, pp. 407–416, 2010.
- [47] B.-G. Shin, T. Kim, and S. Jo, "Non-invasive brain signal interface for a wheelchair navigation," in *International Conference on Control, Automation and Systems (ICCAS)*, 2010, pp. 2257–2260.
- [48] K. Choi, "Control of a vehicle with EEG signals in real-time and system evaluation," *European journal of applied physiology*, vol. 112, no. 2, pp. 755–66, Feb 2012.
- [49] D. Puanhuvan and Y. Wongsawat, "Semi-automatic P300-based brain-controlled wheelchair," in *International Conference on Complex Medical Engineering (CME)*, 2012: IEEE, pp. 455–460.
- [50] G. Müller-Putz *et al.*, "A tetraplegic patient controls a wheelchair in virtual reality," *Psychology*, vol. 7, p. 37, 2007.
- [51] P. F. Diez *et al.*, "Commanding a robotic wheelchair with a high-frequency steady-state visual evoked potential based brain-computer interface," *Medical engineering & physics*, vol. 35, no. 8, pp. 1155–64, Aug 2013.
- [52] S. M. T. Müller, T. F. Bastos, and M. Sarcinelli Filho, "Proposal of a SSVEP-BCI to command a robotic wheelchair," *Journal of Control, Automation and Electrical Systems*, vol. 24, pp. 97–105, 2013.
- [53] A. C. Lopes, G. Pires, and U. Nunes, "Assisted navigation for a brain-actuated intelligent wheelchair," *Robotics and Autonomous Systems*, vol. 61, no. 3, pp. 245–258, 2013.
- [54] J. Li *et al.*, "Wheelchair control based on multimodal brain-computer interfaces," in *International Conference on Neural Information Processing*, 2013: Springer, pp. 434–441.
- [55] W. A. Kaysa and A. Widyotriatmo, "Design of Brain-computer interface platform for semi real-time commanding electrical wheelchair simulator movement," in *3rd international conference on instrumentation control and automation (ICA)*, 2013, pp. 39–44.
- [56] Z. Wei *et al.*, "Semantic mapping for safe and comfortable navigation of a brain-controlled wheelchair," in *International Conference on Intelligent Robotics and Applications*, 2013, pp. 307–317.
- [57] A. Guin and B. Bikash Baishya, "Brain Controlled Wheelchair using LabVIEW," SRM Institute of Science and Technology Tamil Nadu, Chennai, India, Tech. Reg. No.: 1060910012 and Reg. No.: 1060910035, May. 2013.
- [58] G. N. Jayabhavani, N. R. Raajan, and R. Rubini, "Brain mobile interfacing (BMI) system embedded with wheelchair," in *2013 IEEE Conference on Information & Communication Technologies*, 2013, pp. 1129–1133.
- [59] T. Carlson and J. d. R. Millan, "Brain-controlled wheelchairs: a robotic architecture," *IEEE Robotics & Automation Magazine*, vol. 20, no. 1, pp. 65–73, 2013.
- [60] K.-T. Kim, T. Carlson, and S.-W. Lee, "Design of a robotic wheelchair with a motor imagery based brain-computer interface," in *International Winter Workshop on Brain-Computer Interface (BCI)*, 2013, pp. 46–48.
- [61] L. Cao *et al.*, "A hybrid brain computer interface system based on the neurophysiological protocol and brain-actuated switch for wheelchair control," *Journal of neuroscience methods*, vol. 229, pp. 33–43, May 30 2014.
- [62] J. Li *et al.*, "Evaluation and application of a hybrid brain computer interface for real wheelchair parallel control with multi-degree of freedom," *International journal of neural systems*, vol. 24, no. 4, pp. 14500141–145001415, Jun 2014.
- [63] Z. Bahri, S. Abdulaal, and M. Buallay, "Sub-band-power-based efficient Brain Computer Interface for wheelchair control," in *2014 World Symposium on Computer Applications & Research (WSCAR)*, 2014, pp. 1–7.
- [64] R. J. Tello *et al.*, "Performance improvements for navigation of a robotic wheelchair based on SSVEP-BCI," in *XII SBAt-Simposio Brasileiro de Automacao Inteligente*, 2015.
- [65] R. J. Tello *et al.*, "Development of a human machine interface for control of robotic wheelchair and smart environment," *IFAC-PapersOnLine*, vol. 48, no. 19, pp. 136–141, 2015.
- [66] F. B. Taher, N. B. Amor, and M. Jallouli, "A multimodal wheelchair control system based on EEG signals and Eye tracking fusion," in *International Symposium on Innovations in Intelligent Systems and Applications (INISTA)*, 2015: IEEE, pp. 1–8.
- [67] I. H. Parmonangan *et al.*, "Fast brain control systems for electric wheelchair using support vector machine," in *First International Workshop on Pattern Recognition*, 2016, vol. 10011.
- [68] S. K. Swee, L. Z. You, and K. T. Kiang, "Brainwave controlled electrical wheelchair," in *MATEC Web of Conferences*, 2016, vol. 54: EDP Sciences, p. 03005.
- [69] M. N. Tamin *et al.*, "EEG Controlled Wheelchair," *MATEC Web of Conferences*, vol. 51, p. 02011, 2016.
- [70] S. K. Swee and L. Z. You, "Fast fourier analysis and EEG classification brainwave controlled wheelchair," in *2nd International Conference on Control Science and Systems Engineering (ICCSSE)*, 2016, pp. 20–23.
- [71] U. Sinha and M. Kanthi, "Mind controlled wheelchair," *International Journal of Control Theory and Applications*, vol. 9, no. 39, pp. 19–28, 2016.
- [72] D. Puanhuvan *et al.*, "Navigation-synchronized multimodal control wheelchair from brain to alternative assistive technologies for

- persons with severe disabilities,” *Cognitive Neurodynamics* vol. 11, no. 2, pp. 117-134, Apr 2017.
- [73] A. Dev, M. A. Rahman, and N. Mamun, “Design of an EEG-Based Brain Controlled Wheelchair for Quadriplegic Patients,” in *2018 3rd International Conference for Convergence in Technology (I2CT)*, 2018, pp. 1-5.
- [74] P. Lahane, S. P. Adavardkar, S. V. Tendulkar, B. V. Shah, and S. Singhal, “Innovative Approach to Control Wheelchair for Disabled People Using BCI,” in *2018 3rd International Conference for Convergence in Technology (I2CT)*, 2018, pp. 1-5.
- [75] A. Cruz *et al.*, “Detection of stressful situations using GSR while driving a BCI-controlled wheelchair,” in *41st Annual International Conference of the IEEE Engineering in Medicine and Biology Society (EMBC)*, 2019, pp. 1651-1656.
- [76] S. K. Hussein Hassan Ratib, “A Smart Brain Controlled Wheelchair Based Microcontroller System,” *International Journal of Artificial Intelligence & Applications*, vol. 10, no. 5, pp. 67-85, 2019.
- [77] K. Permana, S. Wijaya, and P. Prajitno, “Controlled wheelchair based on brain computer interface using Neurosky Mindwave Mobile 2,” in *AIP Conference Proceedings*, 2019, vol. 2168, no. 1: AIP Publishing LLC, p. 020022.
- [78] T. R. Mullen *et al.*, “Real-time neuroimaging and cognitive monitoring using wearable dry EEG,” *IEEE Transactions on Biomedical Engineering*, vol. 62, no. 11, pp. 2553-2567, 2015.
- [79] Y.-J. Huang *et al.*, “Novel active comb-shaped dry electrode for EEG measurement in hairy site,” *IEEE Transactions on Biomedical Engineering*, vol. 62, no. 1, pp. 256-263, 2014.
- [80] Emotiv EPOC User Manual, San Francisco: Emotiv Company Ltd., 2010.
- [81] NeuroSky, 2014. [Online]. Available at: [http://developer.neurosky.com/docs/doku.php?id=developer\\_tools\\_2\\_5\\_development\\_guide](http://developer.neurosky.com/docs/doku.php?id=developer_tools_2_5_development_guide)
- [82] V. Mihajlović *et al.*, “Wearable, wireless EEG solutions in daily life applications: what are we missing?,” *IEEE journal of biomedical and health informatics*, vol. 19, no. 1, pp. 6-21, 2014.
- [83] M. Mahmood *et al.*, “Fully portable and wireless universal brain-machine interfaces enabled by flexible scalp electronics and deep learning algorithm,” *Nature Machine Intelligence*, vol. 1, no. 9, pp. 412-422, 2019.
- [84] L. Jiang *et al.*, “Motor imagery controlled wheelchair system,” in *9th IEEE Conference on Industrial Electronics and Applications*, 2014: IEEE, pp. 532-535.
- [85] R. Cruz *et al.*, “Electric powered wheelchair command by information fusion from eye tracking and bci,” in *IEEE International Conference on Consumer Electronics (ICCE)*, 2019: IEEE, pp. 1-2.
- [86] B. Kleber and N. Birbaumer, “Direct brain communication: neuroelectric and metabolic approaches at Tübingen,” *Cognitive Processing*, vol. 6, no. 1, pp. 65-74, 2005.
- [87] N. Birbaumer *et al.*, “A spelling device for the paralysed,” *Nature*, vol. 398, no. 6725, pp. 297-298, 1999.
- [88] G. E. Fabiani *et al.*, “Conversion of EEG activity into cursor movement by a brain-computer interface (BCI),” *IEEE Transactions on Neural Systems and Rehabilitation Engineering*, vol. 12, no. 3, pp. 331-338, 2004.
- [89] G. Pfurtscheller *et al.*, “Separability of EEG signals recorded during right and left motor imagery using adaptive autoregressive parameters,” *IEEE transactions on Rehabilitation Engineering*, vol. 6, no. 3, pp. 316-325, 1998.
- [90] L. A. Farwell and E. Donchin, “Talking off the top of your head: toward a mental prosthesis utilizing event-related brain potentials,” *Electroencephalography and clinical Neurophysiology*, vol. 70, no. 6, pp. 510-523, 1988.
- [91] E. Donchin, K. M. Spencer, and R. Wijesinghe, “The mental prosthesis: assessing the speed of a P300-based brain-computer interface,” *IEEE transactions on rehabilitation engineering*, vol. 8, no. 2, pp. 174-179, 2000.
- [92] X. Gao *et al.*, “A BCI-based environmental controller for the motion-disabled,” *IEEE Transactions on Neural Systems and Rehabilitation Engineering*, vol. 11, no. 2, pp. 137-140, 2003.
- [93] G. Pfurtscheller and C. Neuper, “Motor imagery and direct brain-computer communication,” *Proceedings of the IEEE*, vol. 89, no. 7, pp. 1123-1134, 2001.
- [94] G. Pfurtscheller *et al.*, “Mu rhythm (de) synchronization and EEG single-trial classification of different motor imagery tasks,” *NeuroImage*, vol. 31, no. 1, pp. 153-159, 2006.
- [95] E. Lew *et al.*, “Non-invasive brain computer interface for mental control of a simulated wheelchair,” in *Proceedings of the 3rd International Brain-Computer Interface Workshop & Training Course 2006*, 2006, no. CONF.
- [96] F. Galan *et al.*, “A brain-actuated wheelchair: asynchronous and non-invasive Brain-computer interfaces for continuous control of robots,” *Clin Neurophysiol: official journal of the International Federation of Clinical Neurophysiology*, vol. 119, no. 9, pp. 2159-69, Sep 2008.
- [97] L. Tonin *et al.*, “The role of shared-control in BCI-based telepresence,” in *2010 IEEE International Conference on Systems, Man and Cybernetics*, 2010: IEEE, pp. 1462-1466.
- [98] T. Carlson, R. Leeb, G. Monnard, A. Al-Khodairy, and J. d. R. Millan, “Driving a BCI wheelchair: A patient case study,” in *Proceedings of TOBI Workshop III: Bringing BCIs to End-Users: Facing the Challenge*, 2012, no. CONF, pp. 59-60.
- [99] T. Carlson *et al.*, “The birth of the brain-controlled wheelchair,” in *2012 IEEE/RSJ International Conference on Intelligent Robots and Systems*, 2012, pp. 5444-5445.
- [100] R. Chai *et al.*, “Classification of wheelchair commands using brain computer interface: Comparison between able-bodied persons and patients with tetraplegia,” in *35th Annual International Conference of the IEEE Engineering in Medicine and Biology Society (EMBC)*, 2013: IEEE, pp. 989-992.
- [101] J. Li *et al.*, “Design of assistive wheelchair system directly steered by human thoughts,” *International journal of neural systems*, vol. 23, no. 3, pp. 873-1277, Jun 2013.
- [102] C. R. Hema *et al.*, “Single trial motor imagery classification for a four state brain machine interface,” in *5th International Colloquium on Signal Processing & Its Applications*, 2009: IEEE, pp. 39-41.
- [103] C. R. Hema *et al.*, “Asynchronous brain machine interface-based control of a wheelchair,” in *Software Tools and Algorithms for Biological Systems*: Springer, 2011, pp. 565-572.
- [104] C. R. Hema, M. Paulraj, Y. Sazali, A. Abdul Hamid, and N. Ramachandran, “Brain machine interface based wheelchair control with minimal subject training,” in *Proceedings of the International Conference on Man-Machine Systems (ICoMMS) Batu Ferringhi, Penang, MALAYSIA 2009*, pp. 11-13.
- [105] C. R. Hema *et al.*, “Brain machine interface based wheelchair control with minimal subject training,” in *Proceedings of the International Conference on Man-Machine Systems (ICoMMS)*, 2009, pp. 11-13.
- [106] C. Hema and M. Paulraj, “Control brain machine interface for a power wheelchair,” in *5th Kuala Lumpur International Conference on Biomedical Engineering*, 2011: Springer, pp. 287-291.
- [107] F. Velasco-Álvarez and R. Ron-Angevin, “Asynchronous Brain-Computer Interface to Navigate in Virtual Environments Using One Motor Imagery,” in *International Work-Conference on Artificial Neural Networks*, 2009, vol. 5517: Springer, pp. 698-705.
- [108] F. Velasco-Álvarez, R. Ron-Angevin, and M. J. Blanca-Mena, “Free virtual navigation using motor imagery through an asynchronous brain-computer interface,” *Presence: Teleoperators & Virtual Environments*, vol. 19, no. 1, pp. 71-81, 2010.
- [109] A. Ferreira *et al.*, “A Versatile Robotic Wheelchair Commanded by Brain Signals or Eye Blinks,” in *Proceedings of the First International Conference on Biomedical Electronics and Devices*, Funchal, Madeira, Portugal, 2008, vol. 2, pp. 62-67.
- [110] A. Ferreira *et al.*, “Evaluation of PSD Components and AAR Parameters as Input Features for a SVM Classifier Applied to a Robotic Wheelchair,” in *Proceedings of the International Conference on Biomedical Electronics and Devices*, Porto, Portugal, 2009, vol. 1, pp. 7-12.
- [111] A. Ferreira *et al.*, “Improvements of a brain-computer interface applied to a robotic wheelchair,” in *International Joint Conference on Biomedical Engineering Systems and Technologies*, 2009: Springer, pp. 64-73.
- [112] A. B. Benevides, T. F. Bastos, and M. Sarcinelli Filho, “Proposal of Brain-Computer Interface architecture to command a robotic wheelchair,” in *2011 IEEE International Symposium on Industrial Electronics*, 2011: IEEE, pp. 2249-2254.
- [113] M. Carra and A. Balbinot, “Sensorimotor rhythms to control a

- wheelchair,” *Research in Neurology: An International Journal*, vol. 2013, pp. 1-15, 2013.
- [114] M. Carra and A. Balbinot, “Evaluation of sensorimotor rhythms to control a wheelchair,” in *2013 ISSNIP Biosignals and Birobotics Conference: Biosignals and Robotics for Better and Safer Living*, 2013: IEEE, pp. 1-4.
- [115] V. Khare *et al.*, “Brain computer interface based real time control of wheelchair using electroencephalogram,” *International Journal of Soft Computing and Engineering (IJSCE)*, vol. 1, no. 5, pp. 41-45, 2011.
- [116] X. Chai *et al.*, “A hybrid BCI-controlled smart home system combining SSVEP and EMG for individuals with paralysis,” *Biomedical Signal Processing and Control*, vol. 56, p. 101687, 2020.
- [117] N. Yazdani *et al.*, “Towards a brain-controlled Wheelchair Prototype,” in *Proceedings of the 24th BCS Interaction Specialist Group Conference*, Sep 2010, pp. 453-457.
- [118] D. Huang *et al.*, “Electroencephalography (EEG)-based brain-computer interface (BCI): a 2-D virtual wheelchair control based on event-related desynchronization/synchronization and state control,” *IEEE Transactions on Neural Systems and Rehabilitation Engineering*, vol. 20, no. 3, pp. 379-88, May 2012.
- [119] V. Khare, J. Santhosh, S. Anand, and M. Bhatia, “Controlling Wheelchair using electroencephalogram,” *International Journal of Computer Science and Information Security*, vol. 8, no. 2, pp. 181-187, 2010.
- [120] G. Reshmi and A. Amal, “Design of a BCI System for Piloting a Wheelchair Using Five Class MI Based EEG,” in *3th International Conference on Advances in Computing and Communications*, 2013: IEEE, pp. 25-28.
- [121] Y. Yu *et al.*, “An Asynchronous Control Paradigm Based on Sequential Motor Imagery and Its Application in Wheelchair Navigation,” *IEEE Transactions on Neural Systems and Rehabilitation Engineering*, vol. 26, no. 12, pp. 2367-2375, Dec 2018.
- [122] O. R. Pinheiro, L. R. G. Alves, and J. R. de Souza, “EEG signals classification: Motor imagery for driving an intelligent wheelchair,” *IEEE Latin America Transactions*, vol. 16, no. 1, pp. 254-259, 2018.
- [123] E. Donchin and D. B. Smith, “The contingent negative variation and the late positive wave of the average evoked potential,” *Electroencephalography and clinical Neurophysiology*, vol. 29, no. 2, pp. 201-203, 1970.
- [124] S. Sutton, M. Braren, J. Zubin, and E. John, “Evoked-potential correlates of stimulus uncertainty,” *Science*, vol. 150, no. 3700, pp. 1187-1188, 1965.
- [125] M. Fabiani *et al.*, “Definition, identification, and reliability of measurement of the P300 component of the event-related brain potential,” *Advances in psychophysiology*, vol. 2, no. 3, pp. 1-78, 1987.
- [126] B. Rebsamen *et al.*, “A brain controlled wheelchair to navigate in familiar environments,” *IEEE Transactions on Neural Systems and Rehabilitation Engineering*, vol. 18, no. 6, pp. 590-598, 2010.
- [127] G. Pires and U. Nunes, “A Brain Computer Interface methodology based on a visual P300 paradigm,” in *IEEE/RSJ International Conference on Intelligent Robots and Systems (IROS 2009)*, St. Louis, MO, USA October 11-15 2009, pp. 4193-4198.
- [128] V. Venkatasubramanian and R. K. Balaji, “Non invasive brain computer interface for movement control,” in *Proceedings of the World Congress on Engineering and Computer Science*, 2009, vol. 1, pp. 20-22.
- [129] S. He *et al.*, “A P300-Based Threshold-Free Brain Switch and Its Application in Wheelchair Control,” *IEEE Transactions on Neural Systems and Rehabilitation Engineering*, vol. 25, no. 6, pp. 715-725, Jun 2017.
- [130] M. Nakanishi *et al.*, “A comparison study of canonical correlation analysis based methods for detecting steady-state visual evoked potentials,” *PLoS one*, vol. 10, no. 10, pp. e0140703, 2015.
- [131] G. R. Müller-Putz *et al.*, “Steady-state visual evoked potential (SSVEP)-based communication: impact of harmonic frequency components,” *Journal of neural engineering*, vol. 2, no. 4, pp. 123-130, 2005.
- [132] C. Mandel *et al.*, “Navigating a smart wheelchair with a brain-computer interface interpreting steady-state visual evoked potentials,” in *IEEE/RSJ International Conference on Intelligent Robots and Systems*, 2009: IEEE, pp. 1118-1125.
- [133] Z. Xu *et al.*, “Steady-state visually evoked potential (SSVEP)-based brain-computer interface (BCI): a low-delayed asynchronous wheelchair control system,” in *International Conference on Neural Information Processing*, 2012: Springer, pp. 305-314.
- [134] R. Singla, A. Khosla, and R. Jha, “Influence of stimuli colour in SSVEP-based BCI wheelchair control using support vector machines,” *Journal of medical engineering & technology*, vol. 38, no. 3, pp. 125-34, Apr 2014.
- [135] A. Turnip, M. A. Suhendra, and M. S. WS, “Brain-controlled wheelchair based EEG-SSVEP signals classified by nonlinear adaptive filter,” in *IEEE International Conference on Rehabilitation Robotics (ICORR)*, 2015: IEEE, pp. 905-908.
- [136] A. Turnip, D. Soetraprawata, and T. A. Tamba, “EEG-SSVEP signals extraction with nonlinear adaptive filter for brain-controlled wheelchair,” in *2015 15th International Conference on Control, Automation and Systems (ICCAS)*, 2015: IEEE, pp. 1870-1873.
- [137] A. Turnip *et al.*, “Utilization of EEG-SSVEP method and ANFIS classifier for controlling electronic wheelchair,” in *2015 International Conference on Technology, Informatics, Management, Engineering & Environment (TIME-E)*, 2015: IEEE, pp. 143-146.
- [138] Y.-T. Lin and C.-H. Kuo, “Development of SSVEP-based intelligent wheelchair brain computer interface assisted by reactive obstacle avoidance,” in *2016 IEEE International Conference on Industrial Technology (ICIT)*, 2016: IEEE, pp. 1572-1577.
- [139] G. Pfurtscheller *et al.*, “The hybrid BCI,” *Frontiers in neuroscience*, vol. 4, p. 3, 2010.
- [140] Y. Yu *et al.*, “Self-Paced Operation of a Wheelchair Based on a Hybrid Brain-Computer Interface Combining Motor Imagery and P300 Potential,” *IEEE Transactions on Neural Systems and Rehabilitation Engineering*, vol. 25, no. 12, pp. 2516-2526, Dec 2017.
- [141] J. Long *et al.*, “A hybrid brain computer interface to control the direction and speed of a simulated or real wheelchair,” *IEEE Transactions on Neural Systems and Rehabilitation Engineering*, vol. 20, no. 5, pp. 720-729, 2012.
- [142] J. Long *et al.*, “Control of a simulated wheelchair based on a hybrid brain computer interface,” in *2012 Annual International Conference of the IEEE Engineering in Medicine and Biology Society*, 2012: IEEE, pp. 6727-6730.
- [143] V. A. Raj, “Automation of a Wheelchair using Hybrid BCI System,” *International Journal of Scientific Research in Computer Science, Engineering and Information Technology*, vol. 3, no. 3, pp. 2456-3309, 2018.
- [144] T. F. Bastos *et al.*, “Robotic wheelchair commanded by SSVEP, motor imagery and word generation,” in *Annual International Conference of the IEEE Engineering in Medicine and Biology Society*, 2011: IEEE, pp. 4753-4756.
- [145] Y. Li *et al.*, “A hybrid BCI system combining P300 and SSVEP and its application to wheelchair control,” *IEEE Transactions on Biomedical Engineering*, vol. 60, no. 11, pp. 3156-3166, 2013.
- [146] Z. Li *et al.*, “Hybrid brain/muscle-actuated control of an intelligent wheelchair,” in *2013 IEEE International Conference on Robotics and Biomimetics (ROBIO)*, 2013: IEEE, pp. 19-25.
- [147] Y. Li *et al.*, “A EOG-based switch and its application for “start/stop” control of a wheelchair,” *Neurocomputing*, vol. 275, pp. 1350-1357, 2018.
- [148] R. Zhang *et al.*, “Control of a Wheelchair in an Indoor Environment Based on a Brain-Computer Interface and Automated Navigation,” *IEEE Transactions on Neural Systems and Rehabilitation Engineering*, vol. 24, no. 1, pp. 128-39, Jan 2016.
- [149] A. Bonarini *et al.*, “User-Tailored Shared Autonomy by a Robotic Wheelchair with Multimodal Interface,” in *Workshop on the Life Sciences at Politecnico di Milano (BioMedPOLIMI)*, 2010, pp. 260-263.
- [150] M. W. Boyce *et al.*, “Realwheels: Gesture-Based Wheelchair Mobility for Brain- Computer Interfaces,” in *California State University - Northridge Assistive Technology Conference*, 2011.
- [151] H. Wang *et al.*, “A Wheelchair Platform Controlled by a Multimodal Interface,” in *2nd International Conference on Information Science and Control Engineering*, 2015, pp. 587-590.
- [152] H. Wang, Y. Li, and T. Yu, “Coordinated control of an intelligent wheelchair based on a brain-computer interface and speech



- recognition,” *Journal of Zhejiang University SCIENCE C*, vol. 15, no. 10, pp. 832-838, 2014.
- [153] M. A. Devi, R. Sharmila, and V. Saranya, “Hybrid brain computer interface in wheelchair using voice recognition sensors,” in *2014 International Conference on Computer Communication and Informatics (ICCCI)*, 2014.
- [154] C. S. L. Tsui, J. Q. Gan, and H. Hu, “A self-paced motor imagery based brain-computer interface for robotic wheelchair control,” *Clinical EEG and neuroscience*, vol. 42, no. 4, pp. 225-229, 2011.
- [155] A. Fernandez-Rodriguez, F. Velasco-Alvarez, and R. Ron-Angevin, “Review of real brain-controlled wheelchairs,” *Journal of neural engineering*, vol. 13, no. 6, p. 061001, Dec 2016.
- [156] R. Alqasemi and R. Dubey, “A 9-DoF wheelchair-mounted robotic arm system: design, control, brain-computer interfacing, and testing,” in *Advances in robot manipulators*: IntechOpen, 2010.
- [157] J.-S. Lin and W.-C. Yang, “Wireless brain-computer interface for electric wheelchairs with EEG and eye-blinking signals,” *International journal of innovative computing, information and control*, vol. 8, no. 9, pp. 6011-6024, 2012.
- [158] D. Ming *et al.*, “Electric wheelchair control system using brain-computer interface based on alpha-wave blocking,” *Transactions of Tianjin University*, vol. 20, no. 5, pp. 358-363, 2014.
- [159] J. Duan *et al.*, “Shared control of a brain-actuated intelligent wheelchair,” in *Intelligent Control & Automation*, 2015.
- [160] F. Aziz *et al.*, “HMM based automated wheelchair navigation using EOG traces in EEG,” *Journal of neural engineering*, vol. 11, no. 5, p. 056018, Oct 2014.
- [161] S. Varonamoya *et al.*, “Wheelchair navigation with an audio-cued, two-class motor imagery-based brain-computer interface system,” in *7th International IEEE/EMBS Conference on Neural Engineering (NER)*, Montpellier, France, Apr 2015.
- [162] W. K. Ng, Y. W. Soh, and S. Y. Goh, “Development of an Autonomous BCI Wheelchair,” in *IEEE Symposium on Computational Intelligence in Brain Computer Interfaces*, 2015.
- [163] R. Zhang *et al.*, “A BCI-based Environmental Control System for Patients with Severe Spinal Cord Injuries,” *IEEE Transactions on Biomedical Engineering*, vol. 64, no. 8, pp. 1959-1971, Aug 2017.
- [164] A. Fernandez-Rodriguez, F. Velasco-Alvarez, M. Bonnet-Save, and R. Ron-Angevin, “Evaluation of Switch and Continuous Navigation Paradigms to Command a Brain-Controlled Wheelchair,” *Frontiers in Neuroscience*, vol. 12, p. 438, 2018.
- [165] Q. Huang *et al.*, “An EEG-/EOG-Based Hybrid Brain-Computer Interface: Application on Controlling an Integrated Wheelchair Robotic Arm System,” *Frontiers in Neuroscience*, vol. 13, p. 1243, 2019.
- [166] N. Gao, W. Zhai, and S. Lu, “Asynchronous Brain-computer Interface Intelligent Wheelchair System Based on Alpha Wave and SSVEP EEG Signals,” in *2019 IEEE 4th International Conference on Signal and Image Processing (ICSIP)*, 2019.
- [167] A. R. Satti, D. Coyle, and G. Prasad, “Self-paced brain-controlled wheelchair methodology with shared and automated assistive control,” in *Computational Intelligence, Cognitive Algorithms, Mind, and Brain (CCMB), 2011 IEEE Symposium on*, 2011.
- [168] O. Pina-Ramirez, R. Valdes-Cristerna, and O. Yanez-Suarez, “Scenario Screen: A Dynamic and Context Dependent P300 Stimulator Screen Aimed at Wheelchair Navigation Control,” *Computational and mathematical methods in medicine*, vol. 2018, p. 7108906, 2018.
- [169] R. Zhang *et al.*, “An intelligent wheelchair based on automated navigation and BCI techniques,” in *IEEE 36th Annual International Conference of the IEEE Engineering in Medicine and Biology Society (EMBC), Aug 2014*, pp. 1302-1305.
- [170] T. Carlson and Y. Demiris, “Collaborative control for a robotic wheelchair: evaluation of performance, attention, and workload,” *IEEE Transactions on Systems, Man, and Cybernetics, Part B (Cybernetics)*, vol. 42, no. 3, pp. 876-88, Jun 2012.
- [171] Z. Li *et al.*, “Human Cooperative Wheelchair With Brain-Machine Interaction Based on Shared Control Strategy,” *IEEE/ASME Transactions on Mechatronics*, 2017.
- [172] R. M. Alqasemi *et al.*, “Analysis, evaluation and development of wheelchair-mounted robotic arms,” in *IEEE 9th International Conference on Rehabilitation Robotics*, Chicago, Jul 2005, pp. 469-472.
- [173] R. Alqasemi and R. Dubey, “Kinematics, control and redundancy resolution of a 9-DoF wheelchair-mounted robotic arm system for ADL tasks,” in *2009 6th International Symposium on Mechatronics and its Applications*, 2009: IEEE, pp. 1-7.
- [174] D. Valbuena *et al.*, “Brain-Computer Interface for high-level control of rehabilitation robotic systems,” in *IEEE International Conference on Rehabilitation Robotics*, 2007.
- [175] I. Pathirage *et al.*, “A vision based P300 Brain Computer Interface for grasping using a wheelchair-mounted robotic arm,” in *(AIM), 2013 IEEE/ASME International Conference on Advanced Intelligent Mechatronics*, 2013.
- [176] F. Achic *et al.*, “Hybrid BCI system to operate an electric wheelchair and a robotic arm for navigation and manipulation tasks,” in *IEEE Workshop on Advanced Robotics and its Social Impacts (ARSO)*, 2016: IEEE, pp. 249-254.
- [177] N. Chen *et al.*, “Coordination control strategy between human vision and wheelchair manipulator based on BCI,” in *IEEE 11th Conference on Industrial Electronics and Applications (ICIEA)*, 2016.
- [178] N. Chen *et al.*, “Hybrid BCI based control strategy of the intelligent wheelchair manipulator system,” in *2018 13th IEEE Conference on Industrial Electronics and Applications (ICIEA)*, Wuhan, China, 2018: IEEE, pp. 824-828.
- [179] X. Wang *et al.*, “Research on wheelchair robot control system based on EOG,” in *International Conference on Advances in Materials, Machinery*, 2018.
- [180] J. Tang *et al.*, “Towards BCI-actuated smart wheelchair system,” *Biomedical engineering online*, vol. 17, no. 111, pp. 1-22, Aug 2018.
- [181] R. H. Wang *et al.*, “Power mobility with collision avoidance for older adults: user, caregiver, and prescriber perspectives,” *Journal of rehabilitation research and development*, vol. 50, no. 9, pp. 1287-300, 2013.
- [182] X. Chai *et al.*, “A Hybrid BCI-Based Environmental Control System Using SSVEP and EMG Signals,” in *World Congress on System Physics and Biomedical Engineering*, 2019, vol. 68, no. 3, pp. 59-63.
- [183] P. F. Diez *et al.*, “Attention-level transitory response: a novel hybrid BCI approach,” *Journal of neural engineering*, vol. 12, no. 5, p. 056007, Oct 2015.
- [184] L. Ciabattini *et al.*, “ErrP Signals Detection for Safe Navigation of a Smart Wheelchair,” in *2019 IEEE 23rd International Symposium on Consumer Technologies (ISCT)*, 2019.
- [185] E. Silva de Souza, A. Cardoso, and E. Lamounier, “A Virtual Environment-Based Training System for a Blind Wheelchair User Through Use of Three-Dimensional Audio Supported by Electroencephalography,” *Telemed J E Health : the official journal of the American Telemedicine Association*, vol. 24, no. 8, pp. 614-620, Aug 2018.
- [186] F. Velasco-Lvarez *et al.*, “Audio-Cued SMR Brain-Computer Interface to Drive a Virtual Wheelchair,” in *International Conference on Artificial Neural Networks Conference on Advances in Computational Intelligence*, 2011.
- [187] F. Velasco-Álvarez *et al.*, “Audio-cued motor imagery-based brain-computer interface: Navigation through virtual and real environments,” *Neurocomputing*, vol. 121, pp. 89-98, 2013.
- [188] F. Velasco-Alvarez, R. Ron-Angevin, and M. Lopez-Gordo, “BCI-Based Navigation in Virtual and Real Environments,” in *International Conference on Artificial Neural Networks: Advances in Computational Intelligence*, 2013.
- [189] F. Velasco-Álvarez *et al.*, “BCI-Controlled Wheelchair; Audio-Cue Motor Imagery-Based Paradigm,” 2014.
- [190] R. Ron-Angevin, Á. Fernández-Rodríguez, and F. Velasco-Álvarez, “Brain-Controlled Wheelchair Through Discrimination of Two Mental Tasks,” in *Proceedings of SAI Intelligent Systems Conference (IntelliSys) 2016*, 2018, vol. 15, pp. 563-574.
- [191] R. Ron-Angevin *et al.*, “Brain-Computer Interface application: auditory serial interface to control a two-class motor-imagery-based wheelchair,” *Journal of neuroengineering and rehabilitation*, vol. 14, no. 1, p. 49, May 2017.
- [192] J. L. Isaksen, A. Mohebbi, and S. Puthusserypady, “Optimal pseudorandom sequence selection for online c-VEP based BCI control applications,” *PLoS One*, vol. 12, no. 9, p. e0184785, 2017.
- [193] N. Kobayashi and M. Nakagawa, “BCI-based control of electric

wheelchair using fractal characteristics of EEG," *IEEJ Transactions on Electrical and Electronic Engineering*, vol. 13, no. 12, pp. 1795-1803, 2018.

- [194] T. Hinterberger *et al.*, "A multimodal brain-based feedback and communication system," *Experimental brain research*, vol. 154, no. 4, pp. 521-526, 2004.
- [195] K. T. Kim and S. W. Lee, "Wheelchair Control Based on Steady-State Somatosensory Evoked Potentials," in *IEEE International Conference on Systems*, 2016.
- [196] K. T. Kim and S. W. Lee, "Steady-state somatosensory evoked potentials for brain-controlled wheelchair," in *2014 International Winter Workshop on Brain-Computer Interface (BCI)*, 2014.
- [197] K. T. Kim, H. I. Suk, and S. W. Lee, "Commanding a Brain-Controlled Wheelchair Using Steady-State Somatosensory Evoked Potentials," *IEEE Transactions on Neural Systems and Rehabilitation Engineering*, vol. PP, no. 99, pp. 1-1, 2016.
- [198] K. T. Kim and S. W. Lee, "Towards an EEG-based intelligent wheelchair driving system with vibro-tactile stimuli," in *IEEE International Conference on Systems*, 2017.
- [199] L. Tottrup *et al.*, "Decoding covert speech for intuitive control of brain-computer interfaces based on single-trial EEG: a feasibility study," in *IEEE 16th International Conference on Rehabilitation Robotics (ICORR)*, 2019.



**HONGTAO WANG** (M'-17) received the Ph.D. degree in pattern recognition and intelligent systems from the South China University of Technology, Guangzhou, China, in 2015.

From 2017 to 2019, he was a Visiting Research Fellow with the National University of Singapore, Singapore. He is currently a Full Professor with the Faculty of Intelligent

Manufacturing and the Deputy Director of Discipline and Science & Technology Development Center, Wuyi University, Jiangmen, China, where he is also the Director of the Jiangmen Brain-like Computation and Hybrid Intelligence Research Center. His current research interests include the fields of brain-like computation, pattern recognition, deep learning, and hybrid intelligence.




**HAOJUN YIN** was born in Guangdong, China, in 1996. He received the bachelor's degree from University of Electronic Science and Technology of China, Zhongshan Institute, in 2019. He is currently pursuing the master's degree with the Faculty of Intelligent Manufacturing, Wuyi University.



**PENG CHEN** was born in Guangdong Province, China, in 1979. He received the B.S. degree in School of Electronics and Information from South China University of Technology, Guangzhou, China, in 2001, and the Ph.D. degree in electronic circuit and system from South China University of Technology, Guangzhou, China, in June 2006.

Since July 2006, he has been with School of Information Engineering, Wuyi University of Technology as a Lecturer. His research interests

include measurement, signal processing, and automatic control.



**HONGWEI YUE** received the Ph.D. degree in control theory and control engineering from the Guangdong University of Technology, China, in 2013. He is currently an Associate Professor with the Faculty of Intelligent Manufacturing, Wuyi University, China. His research interests include image processing, biomedical instruments, and information security.



**FAN YAN** was born in Hunan, China, in 1995. She received the bachelor's degree from the Guangdong University of Petrochemical Technology, China, in 2018. She is currently pursuing the master's degree with the Faculty of Intelligent Manufacturing, Wuyi University.



**CHUANGQUAN CHEN** received the Ph.D. degree in computer science from the University of Macau, Macau, China, in 2020. He subsequently joined Wuyi University, Jiangmen, China, as a Distinguished Professor. His current research interests include machine learning methods and intelligent systems.



**TAO XU** received his Ph.D. degree from Department of Biomedical Engineering, City University of Hong Kong in 2019. He joined Wuyi University as a distinguished professor. His research interest includes computational neuroscience and neural prosthetic system.



**HONGFEI ZHANG** was born in Hubei, China, in 1997. He received the bachelor's degree from Hainan Tropical Ocean University, in 2019. He is currently pursuing the master's degree with the Faculty of Intelligent Manufacturing, Wuyi University.



**LINFENG XU** was born in Guangdong, China, in 1994. He received the bachelor's degree from the Guangdong University of Petrochemical Technology, China, in 2017. He is currently pursuing the master's degree with the Faculty of Intelligent Manufacturing, Wuyi University. From 2017 to 2019, he was involved in algorithm research and development in Shenzhen. His research interests include pattern recognition and brain-like computation.



**YUEBANG HE** was born in Jiangxi Province, China, in 1983. He received the B.S. degree in School of Automation Science and Engineering from South China University of Technology, Guangzhou, China, in 2005, and the Ph.D. degree in control theory and applications from South China University of Technology, Guangzhou, China, in 2013.

Since 2013, he has been with School of Information Engineering, WuYi University of Technology as a Lecturer. His research interests

include robust control, nonlinear control, and UAV automatic control.



**ANASTASIOS BEZERIANOS** is Professor at the Medical School of Patras University, Greece. He studied Physics at Patras University and Telecommunications at Athens University, and he received his Ph.D. from the University of Patras. His research interests at large are in Neuro engineering and Systems Medicine and Bioinformatics, and his work is summarized in 115 journal and 180 conference proceedings publications. He has research collaborations with

research institutes and universities in Japan, the USA, and Europe, and he is Associate Editor of IEEE TNSRE and the Annals of Biomedical Engineering journals and a reviewer for several international scientific journals. He is a registered expert of the Horizon 2020 program of the European Union and a reviewer of research grant proposals in Greece, Italy, Cyprus and Canada. He is a Senior Member of IEEE and the Founder and Chairman of the biannual International Summer School on Emerging Technologies in Biomedicine.