

# A Novel Scholar Embedding Model for Interdisciplinary Collaboration

Yitong Hu, Zixuan Zhu, Yizhe Wang, Junxiang Wang, Zehao Xing, Binzhu Xie  
Beijing University of Posts and Telecommunications, Beijing, China  
{huyt, ternura, anonymity, 1034696975, sonaldovski, Xbz\_nicous}@bupt.edu.cn

**Abstract**—Interdisciplinary collaboration has become a driving force for scientific breakthroughs, and evaluating scholars’ performance in interdisciplinary researches is essential for promoting such collaborations. However, traditional scholar evaluation methods based solely on individual achievements do not consider interdisciplinary cooperation, creating a challenge for interdisciplinary scholar evaluation and recommendation. To address this issue, we propose a scholar embedding model that quantifies and represents scholars based on global semantic information and social influence, enabling real-time tracking of scholars’ research trends. Our model incorporates semantic information and social influence for interdisciplinary scholar evaluation, laying the foundation for future interdisciplinary collaboration discovery and recommendation projects. We demonstrate the effectiveness of our model on a sample of scholars from the Beijing University of Posts and Telecommunications.

**Keywords**—interdisciplinary collaboration; scholar embedding; GloVe; scholar similarity; global semantic information; social impact; academic influence;

## I. INTRODUCTION

The intersection of disciplines is often the new growth point of science and the new scientific frontier, where major scientific breakthroughs are most likely to occur and revolutionary changes in science. We need more scholars to collaborate across disciplines to promote the development of science. Therefore, we need a systematic discovery and recommendation solution of interdisciplinary cooperation network, that is, to discover and evaluate the interdisciplinary cooperation among scholars, and recommend suitable cooperation objects according to the needs of the scholar, so as to promote interdisciplinary cooperation among scholars. The premise of studying the above problems is to complete the scholar evaluation under the interdisciplinary background.

The traditional scholar evaluation refers to the quantitative evaluation of the academic level and influence of the scholar. Common indicators include the number of papers published, the citation frequency of papers, the citation frequency of papers per citation, the number of highly cited papers and H index, etc. However, the above methods are all based on the evaluation of individual achievements of the scholar and do not take into account the cooperation of the interdisciplinary scholar, which

brings challenges to the scholar evaluation and cooperative recommendation in the era of interdisciplinary research.

It is worth noting that different subjects and fields may have various scholar evaluation indicators and methods. Although the traditional method based on the characteristics of the subject is accurate, it requires a huge amount of manpower and material resources, and it has a considerable lag. With the rapid development of interdisciplinary research, the traditional scholar assessment based on the characteristics of the subject can not adapt to the features of interdisciplinary research, including numerous, more subdivisions, complex structure, and rapid development. Specifically, almost every year, multiple interdisciplinary studies are born, which combine characteristics from different subjects and may undergo structural changes due to breakthrough results in one subject. Because of their own limitations, scholar assessment designers are difficult to develop detailed assessment methods for the lack of history, wide span and rapid development of interdisciplinary. These facts pose a great challenge to the interdisciplinary scholar evaluation: to improve the real-time, universal (interdisciplinary) and self-adaptability of the evaluation methods.

To tackle the challenges, we propose an evaluation paradigm for the interdisciplinary scholar. As we know, the necessary work before evaluation is to choose appropriate methods to quantify the academic achievements of the scholar in various fields. Therefore, this paper focuses on the quantification and representation of the scholar, that is, embedding the scholar into a lower-dimensional continuous vector space. Specifically, we propose an innovative global semantic information and social influence based scholar embedding model for scholar representation in the form of vector, as shown in Figure 1. The input of our model consists of global semantic information and social influence. Among them, semantic input refers to the abstract of all the papers of the scholar, which represents all the academic achievements of the scholar in various subjects. The introduction of semantic input allows us to break through barriers between different subjects, and assess the interdisciplinary scholar in a more fine-grained semantic dimension with universal applicability. Social influence input is a comprehensive

measure of the scholar’s influence and contribution in various disciplines. It reflects the scholar’s expertise and cooperation in interdisciplinary studies. At the same time, the two inputs above are calculated in real-time according to the data of paper abstract, paper publication volume, paper citation frequency, etc., which enables us to track the research trends of the scholar in real-time.

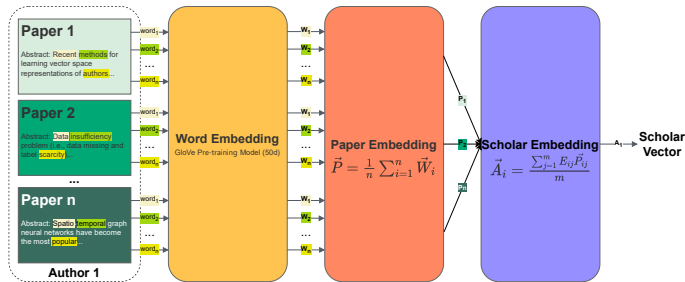


Figure 1. Introduction of Scholar Embedding Model

The contributions of this paper are summarized as follows:

- To the best of our knowledge, our scholar embedding model is the first quantification and presentation model for cross-disciplinary scholar. It takes into account the paper of scholar as well as their global semantic information and social influence, and is a real-time evaluation for scholar of cross-disciplinary. Solutions to universal and adaptive challenges.
- Discovery and recommendation of interdisciplinary cooperation network is a complex system project, and our scholar embedding model has solved the fundamental work of scholar quantification and presentation, laying a foundation for future work, including cross scholar assessment, discovery, evaluation and recommendation of interdisciplinary cooperation network, and more innovative applications.
- We take 126 scholars from Beijing University of Posts and Telecommunications (BUPT) as a showcase and empirical demonstration the sentiment of our proposed scholar embedding model on scholar similarity task. Moreover, our work provides data-supported insights into the interdisciplinary construction of BUPT.

## II. RELATED WORK

### A. Word2vec

In order to carry out quantitative analysis of the paper abstract of various author, words need to be mapped to the vector with word characteristics, namely word embedding technology. Word embedding is the vector representation of a word, which can capture its semantic and syntactic meaning. While word2vec [1] maps each

word to a fixed-length vector that better expresses the similarity [2] and analogy relationship between different words. Their training relies on their own conditional probabilities. Under the assumption of the bag-of-words model in word2vec, the order of words is not important. The calculation process of word2vec is to iterate over all the training data, and finally we can get that words with similar contexts have similar semantics, and the cosine similarity of the word vectors corresponding to these words will also get high values.

The word2vec tool consists of two main models [3]: skip-grams and continuous bag of words (CBOW), which is closely related to GloVe. The hop metamodel assumes that a word can be used to generate its surrounding words in a text sequence. In the hop metamodel, the parameters are the vector of the head word and the vector of the context word for each word in the vocabulary, each of which is represented by two  $d$ dimensional vectors for computing the conditional probability. For the context window  $m$ , the likelihood function of the jump meta-model is the probability of generating all the context words given any head word. This is not the end of the story, because if you just add a Softmax [4] activation function, the calculation is still large, there will be as many dimensions as there are words. This is why we propose Hierarchical Softmax, which uses Huffman Tree to encode the lexicon of the output layer, instantly reducing the dimensionality to the depth of the tree. However, the problems existing in word2vec are that each local context window is trained separately, the statistical information contained in the global co-occurrence matrix is not utilized, and the polysemous words cannot be well represented and processed because the unique word vector is used.

### B. GloVe

GloVe [5] is an extension of the word2vec method for generating word embeddings, which attempts to improve some of the limitations of the original word2vec method. Although both word2vec and GloVe generate word embeddings [6] by training on a large amount of text data, GloVe takes a different approach to model the relationships between words. Specifically, GloVe attempts to capture co-occurrence statistics between words in the corpus, rather than capturing only the local context around each word as word2vec does. By doing so, GloVe is able to capture both global and local relationships between words, resulting in embeddings that are more suitable for capturing semantic relationships between words [7].

However, in GloVe, the objects being embedded are words, not papers or authors, which is different from the problem we are studying. Therefore we need to use GloVe for some sequence-level applications to propose

new embedding methods that can be applied to our problem.

### III. PRELIMINARIES

Word embeddings, also known as distributed representations, are widely used techniques in natural language processing (NLP) that enable machines to capture the meaning and context of words. Global Vectors for Word Representation (GloVe) is one such approach, which has gained popularity for its ability to produce high-quality word embeddings [8].

GloVe is introduced in a paper by Pennington and others, which proposes a new method for training word embeddings based on the global co-occurrence statistics of words in a corpus. The method involves decomposing the word co-occurrence count matrix using singular value decomposition (SVD) and learning word vectors that capture the statistical relationships between words.

The key formulation used in GloVe is the objective function:

$$J = \sum_{i,j=1}^V f(X_{ij})(w_i^T \tilde{w}_j + b_i + \tilde{b}_j - \log(X_{ij}))^2 \quad (1)$$

where  $V$  is the vocabulary of words,  $X_{ij}$  is the number of co-occurrences of words  $i$  and  $j$ ,  $w_i$  and  $w_j$  are word vectors,  $b_i$  and  $b_j$  are biased words, and  $f(X_{ij})$  is a weighting function that assigns smaller weights to rare word pairs. The goal is to minimize  $J$  by adjusting the word vectors and biases. Another important formula in word embedding is cosine similarity:

$$\text{similarity}(w_i, w_j) = \cos(\theta) = \frac{w_i^T * w_j}{\|w_i\| * \|w_j\|} \quad (2)$$

It measures the similarity between two word vectors  $w_i$  and  $w_j$  by calculating the cosine of the angle between them. A high cosine similarity value indicates that the words are semantically similar. Overall, word embedding represented by GloVe has become an integral part of NLP and has enabled many applications such as machine translation, sentiment analysis, and text classification.

### IV. SCHOLAR EMBEDDING MODEL

When applying GloVe to the problem of this article, i.e., constructing a semantic and combined influence-based cooperative network, the corresponding principle is to transform the paper summaries of scholars into vectors using GloVe's pre-training model, a process called paper embedding. Then, based on the combined influence of each paper, we perform a weighted average operation on these paper vectors to obtain the scholar vectors, a process called scholar embedding. Finally, we construct an interdisciplinary academic collaboration

network based on semantics and combined influence based on the scholar vector. One advantage of using GloVe to process this work is that the embedding captures the semantic and syntactic relationships between words, which may be important for identifying meaningful research connections between scholars across disciplines. In addition, GloVe embeddings have been shown to perform well in a variety of natural language processing tasks, suggesting that they may be a powerful tool for identifying interdisciplinary collaborations.

#### A. Paper Embedding

We define the vector  $\vec{P}$  of the paper:

$$\vec{P} = \frac{1}{n} \sum_{i=1}^n \vec{W}_i \quad (3)$$

where  $\vec{W}_i$  is the word vector of the  $i$ th word in the paper abstract and  $n$  is the total number of words in the paper abstract. Here we use the mean value to represent the paper vector, because we believe that the topic of the paper should be determined by all words in the abstract together.

For the word vector  $\vec{W}$ , we take the paper abstracts in the database (data type: String), slice them into words, and then map each word (token), into GloVe's pre-trained model to obtain a 50-dimensional word vector. In this paper, we use GloVe's pre-trained model (6B tokens, 400K vocab, uncased, 50d vectors), which is trained on the Wikipedia corpus.

#### B. Scholar Embedding

First we define some notation.  $x_{ij}$  represents the total number of co-authors in the paper  $j$  of scholar  $i$ . In general, for a paper, the higher the scholar's ranking, the greater his contribution to that paper. Therefore, we can assume that the scholar's contribution is non-uniformly proportional to his ranking in that paper, using an exponential function to represent.

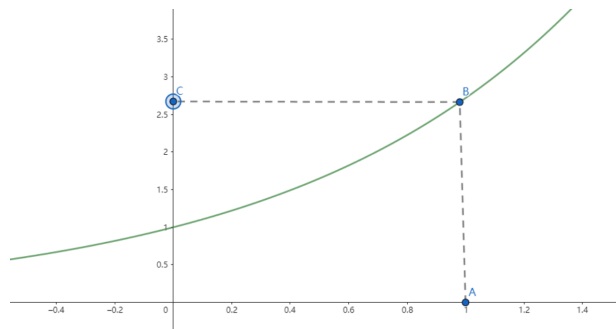


Figure 2. The Exponential Function of the Interval [0, 1]

Based on the above assumptions, the contribution of scholar  $i$  to the paper  $j$ ,  $E_{Rij}$ , is expressed as follows.

$$E_{Rij} = \begin{cases} e, & k = 1 \\ e^{\frac{x_{ij}-k}{x_{ij}}}, & \text{others} \end{cases} \quad (4)$$

where  $k$  denotes the rank of the scholar among all co-authors in the paper.

In addition, the number of citations of that paper reflects the influence of that paper, and usually, the more citations, the higher the influence of that paper. Therefore, we define the impact factor  $C_{ij}$  for the paper  $j$  of scholar  $i$  as follows.

$$C_{ij} = \begin{cases} 0, & n_{ij} = 0 \\ 1, & n_{ij} > 0 \end{cases} \quad (5)$$

where  $n_{ij}$  is the number of times the paper is cited. And combined with the impact factor  $C_{ij}$  of the paper, we can obtain the impact  $E_{Cij}$  of the paper  $j$ , which is defined as follows.

$$E_{Cij} = C_{ij}e^{\frac{n_{ij}}{n_{imax}}} \quad (6)$$

where  $n_{ij}$  is the number of citations of paper  $j$ ,  $n_{imax}$  is the highest single citation number of scholar  $i$ .

The above two steps present the contribution of the scholar to the paper and the influence of the paper, respectively. Next, we improve the above equation based on the idea of PageRank [9], which considers the influence of other factors based on the influence of a single point of the network, and we adapt the model:

$$E_{ij} = \lambda E_{Rij} + (1 - \lambda)E_{Cij} \quad (7)$$

$E_{ij}$  represents the combined influence of paper  $j$ , here we consider two factors.  $E_{Rij}$ , the contribution of scholar  $i$  to paper  $j$ . And  $E_{Cij}$ , the influence of paper  $j$ , where the weight parameter  $\lambda \in [0, 1]$  determines the influence of both  $E_{Rij}$  and  $E_{Cij}$  on  $E_{ij}$ .

Through the above steps we obtain the influence  $E_{ij}$  of scholar  $i$  in paper  $j$ , and next multiply it with the vector  $\vec{P}_{ij}$  of paper  $j$  of scholar  $i$  extracted by GloVe and perform the weighted average operation to obtain the vector  $\vec{A}_i$  of scholar  $i$ , which is defined as follows.

$$\vec{A}_i = \frac{\sum_{j=1}^m E_{ij}\vec{P}_{ij}}{m} \quad (8)$$

where  $m$  denotes the total number of documents written by scholar  $i$ . By this method we can get a vector representation of each scholar, and we call the above process Scholar Embedding.

### C. Model Complexity

As can be seen from Equation 7, the time complexity of calculating the influence of an author in an article depends on the time complexity of calculating  $E_{Rij}$  and  $E_{Cij}$ . As can be seen from Equation 4,  $E_{Rij}$  depends on the extent of the author's contribution in this article (i.e., the authorship order of this article). In this model  $E_{Rij}$  can be calculated by reading the author order of the article in question and calling the formula Equation 4 to directly derive the contribution  $E_{Rij}$  of this author under this article.

As can be seen from Equation 5, 6,  $E_{Cij}$  depends on the influence (number of citations) of the article in the academic community. In this model  $E_{Cij}$  can be calculated by reading the number of citations of the article in question and calling the formula Equation 5 and the Equation 5 to directly derive the impact  $E_{Cij}$  of the article.

For the step of calculating the influence of an author on an article using the author ranking and citation counts of the published paper by authors after the GloVe calculation, the time complexity of this model is:  $O(1)$  and is positively correlated with the number of articles as follows.

$$|n| \sim O(1) \quad (9)$$

Assuming that an author publishes a total of  $n$  articles, the overall time complexity of this step is  $O(n)$ .

In summary, under this model, the time complexity of converting the raw data obtained from the ranking of authors and the number of citations, etc. of all publications by scholars into the final total paper impact of authors is (where  $O(|C|^{0.8})$  is the time complexity of the GloVe algorithm and  $n$  is the total number of publications by authors):

$$O(n \cdot |C|^{0.8}) \quad (10)$$

The model uses GloVe, which is currently the best performing word vector processing tool in the word vector domain, and its time complexity of  $O(|C|^{0.8})$  is better than the rest of the word vector processing tools in terms of time complexity, which meets the time complexity requirement of this project. For the step of converting the processed word vectors into the final total scholarly paper impact, the model reduces the time complexity of processing individual articles to  $O(1)$  and the time complexity of processing single author total paper impact to  $O(n)$ , which performs well and the model meets the requirements.

## V. EXPERIMENTS

### A. Model Testing Methods

To evaluate the effect of scholar embedding, we conduct experiments on the author similarity task. Pennington [5] performed word similarity evaluation [10] on GloVe, and accordingly, we refer to their work. The scholar similarity task is designed because our embedding is based on the GloVe pre-trained model. Specifically, we invited experts from BUPT to evaluate the collaborative relationships of 126 scholars in our database. The cooperative relationships are divided into 5 levels (1-5), corresponding to the values of scholar similarity of 0.2, 0.4, 0.6, 0.8, 1. Where level 1 means no cooperation at all and level 5 means close cooperation, we write these evaluation results as  $t_{ij}$ , where. By scholar embedding, the vector representation of our scholars, and then we calculated the cosine similarity  $s_{ij}$  between the scholar vectors as follows.

$$s_{ij} = \frac{\vec{A}_i \cdot \vec{A}_j}{|\vec{A}_i| \cdot |\vec{A}_j|} \quad (11)$$

where  $s_{ij}$  denotes the similarity between scholar  $i$  and scholar  $j$ ,  $\vec{A}_i$  denotes the vector of scholar  $i$ , and  $\vec{A}_j$  denotes the vector of scholar  $j$ .

According to the above method, the cosine similarity  $\vec{s}_i$  of scholar  $i$  and all other scholars and the evaluation result  $\vec{t}_i$  are obtained in the same way, and finally we compare  $\vec{s}_i$  with  $\vec{t}_i$ .

We choose cosine similarity as the evaluation method, that is, the cosine similarity between the similarity derived by the model and the similarity annotated by manual is used as the evaluation index. The closer to 1 indicates the more accurate the model is, and we write this index as accuracy

$$Accuracy = \frac{\vec{s}_i \cdot \vec{t}_i}{|\vec{s}_i| \cdot |\vec{t}_i|} \quad (12)$$

### B. Results

We show the similarity between the two groups of data in Figure 3. We chose 10 scholars as steps to compare  $\vec{s}_i$  with  $\vec{t}_i$ , and at the same time visually observed the similarity fluctuation of the two groups of data. As you can see, the similarity of the two sets of data fluctuates within a good range, indicating that the scholar embedding we have done accurately reflects the cooperative relationship between scholar.

The final result of accuracy of scholar similarity task was calculated as **90.91%**, and this result well proves the feasibility of our scheme.

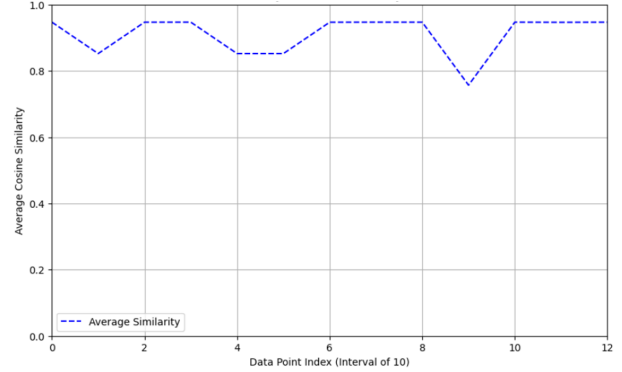


Figure 3. Accuracy Results for the Scholar Similarity Task

### C. Model Analysis: Selection of $\lambda$

In Figure 4, we show the effect of different choices of  $\lambda$  in Equation 7 on the overall model accuracy. It can be seen that the accuracy increases with increasing  $\lambda$  at the beginning. This is because when the value of  $\lambda$  is larger, the scholar's vector is influenced by its own contribution degree increases, which is more reflective of the scholar's importance in that paper and makes the evaluation more accurate. However, after the value of  $\lambda$  reaches a certain level, the accuracy starts to decrease. This is because when the value of  $\lambda$  is larger, the scholar's vector is influenced by the influence of the paper increases, but this influence is determined by the number of citations of the paper, and the number of citations of the paper is influenced by many factors, such as the publication time of the paper, the topic of the paper, etc. All these factors affect the number of citations of the paper. Therefore, when the value of  $\lambda$  reaches a certain level, the scholar's vector will be affected by many irrelevant factors, making the evaluation inaccurate. Therefore, we choose the value of  $\lambda$  as 0.56, a value that enables the accuracy of the model to reach its maximum.

### D. Model Analysis: Selection of Word Vector Dimensions

This section presents the results of the model analysis [11], focusing on the selection of the most appropriate dimensionality for the word vectors in the GloVe pre-trained model. For the analysis, we evaluate the model using different word vector dimensions (from 50 to 300). We compare the accuracy of scholar similarity task with different dimensions. Table I shows that the accuracy of the model for the scholar similarity task increases and then decreases as the dimensionality of the word vector increases, and the highest accuracy is achieved at 100 dimensions. We attribute this improvement in accuracy to the fact that a 50-dimensional scholar vector does not reflect more features of the scholar. Therefore, we choose 100 dimensions as the dimensionality of the word vector.

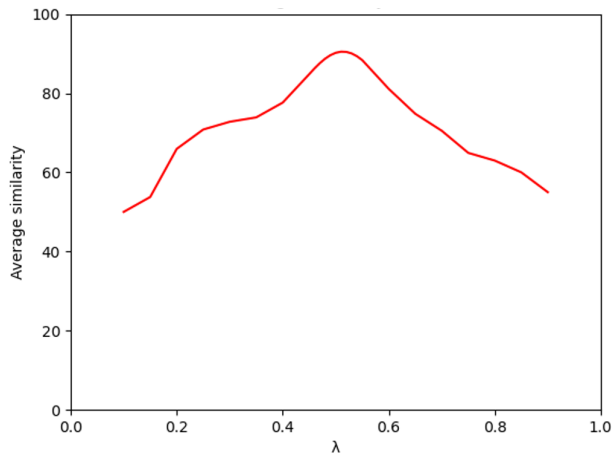


Figure 4. The Relationship between Average Similarity and  $\lambda$

Table I  
ACCURACY OF SCHOLAR SIMILARITY TASK

dimension	accuracy
50d	85.16%
100d	90.91%
200d	83.45%
300d	80.76%

## VI. CONCLUSION

In this paper, we propose a global semantic information and social influence based scholar embedding model for scholar representation in the form of vector. In our experiments, we applied the author embedding model to 126 scholars of BUPT, obtained their respective vector representations, and calculated the author similarity (cosine similarity) between each pairs. We also invited the organization’s scholar evaluation experts to evaluate the pairwise collaborations of 126 scholars and align them with our obtained author similarity. The experiments showed that the computed scholar vector achieved 90.91% accuracy in the scholar similarity task. In other words, the author vector well characterizes the scholarly achievements and collaborations of interdisciplinary scholars, and our author embedding model successfully quantifies the scholars.

Our author embedding model opens a new door for future interdisciplinary collaborative network discovery and recommendation research. It solves one of the most fundamental scholar quantification and representation task, and lays the foundation for our subsequent work, including interdisciplinary scholar evaluation, interdisciplinary collaborative network discovery-evaluation-recommendation, and more innovative applications.

## REFERENCES

- [1] H. Palangi, L. Deng, Y. Shen, J. Gao, X. He, J. Chen, X. Song, and R. Ward, “Deep sentence embedding using long short-term memory networks: Analysis and application to information retrieval,” *IEEE/ACM Transactions on Audio, Speech, and Language Processing*, vol. 24, no. 4, pp. 694–707, 2016.
- [2] H. Rezaei, “Word embeddings are capable of capturing rhythmic similarity of words,” 2022. [Online]. Available: <https://arxiv.org/abs/2204.04833>
- [3] J. Lilleberg, Y. Zhu, and Y. Zhang, “Support vector machines and word2vec for text classification with semantic features,” in *2015 IEEE 14th International Conference on Cognitive Informatics & Cognitive Computing (ICCI\* CC)*. IEEE, 2015, pp. 136–140.
- [4] Q. Rao, B. Yu, K. He, and B. Feng, “Regularization and iterative initialization of softmax for fast training of convolutional neural networks,” in *2019 International Joint Conference on Neural Networks (IJCNN)*, 2019, pp. 1–8.
- [5] J. Pennington, R. Socher, and C. D. Manning, “Glove: Global vectors for word representation,” in *Empirical Methods in Natural Language Processing (EMNLP)*, 2014, pp. 1532–1543. [Online]. Available: <http://www.aclweb.org/anthology/D14-1162>
- [6] F. Klubička and J. D. Kelleher, “Probing taxonomic and thematic embeddings for taxonomic information,” 2023. [Online]. Available: <https://arxiv.org/abs/2301.10656>
- [7] S. Lai, K. Liu, S. He, and J. Zhao, “How to generate a good word embedding,” *IEEE Intelligent Systems*, vol. 31, no. 6, pp. 5–14, 2016.
- [8] A. Onan, “Two-stage topic extraction model for bibliometric data analysis based on word embeddings and clustering,” *IEEE Access*, vol. 7, pp. 145 614–145 633, 2019.
- [9] L. Page, S. Brin, R. Motwani, and T. Winograd, “The pagerank citation ranking: Bringing order to the web.” Stanford InfoLab, Technical Report 1999-66, November 1999, previous number = SIDL-WP-1999-0120. [Online]. Available: <http://ilpubs.stanford.edu:8090/422/>
- [10] F. Valentini, D. F. Slezak, and E. Altszyler, “The dependence on frequency of word embedding similarity measures,” 2022. [Online]. Available: <https://arxiv.org/abs/2211.08203>
- [11] S. Bhoir, T. Ghorpade, and V. Mane, “Comparative analysis of different word embedding models,” in *2017 International Conference on Advances in Computing, Communication and Control (ICAC3)*, 2017, pp. 1–4.