

Calling-to-Reference Context Translation via Constraint-Guided CFL-Reachability

Cheng Cai
University of California, Irvine, USA
ccai6@uci.edu

Qirun Zhang
University of California, Davis, USA
qrzhang@ucdavis.edu

Zhiqiang Zuo
State Key Lab. for Novel Software
Technology, Nanjing Univ., China

Khanh Nguyen
University of California, Irvine, USA
khanhnt1@uci.edu

Guoqing Xu
University of California, Irvine, USA
harry.g.xu@uci.edu

Zhendong Su
University of California, Davis, USA
su@ucdavis.edu

Abstract

A calling context is an important piece of information used widely to help developers understand program executions (e.g., for debugging). While calling contexts offer useful *control information*, *information regarding data* involved in a bug (e.g., what data structure holds a leaking object), in many cases, can bring developers closer to the bug’s root cause. Such data information, often exhibited as *heap reference paths*, has already been needed by many tools.

The only way for a dynamic analysis to record complete reference paths is to perform heap dumping, which incurs huge runtime overhead and renders the analysis impractical. This paper presents a novel *static analysis* that can precisely infer, from a calling context of a method that contains a use (e.g., read or write) of an object, the heap reference paths leading to the object at the time the use occurs. Since calling context recording is much less expensive, our technique provides benefits for all dynamic techniques that need heap information, significantly reducing their overhead.

CCS Concepts • **Software and its engineering** → **Automated static analysis; Dynamic analysis;**

Keywords Static analysis, dynamic analysis, heap dump

ACM Reference Format:

Cheng Cai, Qirun Zhang, Zhiqiang Zuo, Khanh Nguyen, Guoqing Xu, and Zhendong Su. 2018. Calling-to-Reference Context Translation via Constraint-Guided CFL-Reachability. In *Proceedings of 39th ACM SIGPLAN Conference on Programming Language Design and Implementation (PLDI’18)*. ACM, New York, NY, USA, 15 pages. <https://doi.org/10.1145/3192366.3192378>

Permission to make digital or hard copies of all or part of this work for personal or classroom use is granted without fee provided that copies are not made or distributed for profit or commercial advantage and that copies bear this notice and the full citation on the first page. Copyrights for components of this work owned by others than the author(s) must be honored. Abstracting with credit is permitted. To copy otherwise, or republish, to post on servers or to redistribute to lists, requires prior specific permission and/or a fee. Request permissions from permissions@acm.org. *PLDI’18, June 18–22, 2018, Philadelphia, PA, USA*

© 2018 Copyright held by the owner/author(s). Publication rights licensed to the Association for Computing Machinery.

ACM ISBN 978-1-4503-5698-5/18/06.

<https://doi.org/10.1145/3192366.3192378>

1 Introduction

Context information is critical for program understanding and bug diagnosis. The current development practices, especially for object-oriented languages, decompose the functionality into small methods and the data into multi-layer structures. For any dynamic analysis that aims to find bugs or other runtime problems, it is extremely helpful to report not only important events (e.g., bugs) but also the contexts under which they occur. Two major kinds of contexts used in practice are *calling contexts* (i.e., abstractions of call stacks) and *reference contexts* (i.e., abstractions of heap reachability).

Calling contexts are commonly used in language implementations and dynamic analyses — for example, they are often reported together with exceptions or other types of events to help developers make better sense of the runtime stack when an event occurs. Calling contexts are relatively cheap to collect. The past decade has seen a proliferation of efficient calling context profiling techniques, including stack walking [34], context tree profiling [54], or context encoding [9, 19, 39] and decoding [7, 42]. For instance, probabilistic context encoding (PCC) [9] adds only 3% overhead to a JVM, making it deployable for production systems.

Often times postmortem diagnosis can be made much easier with the reference context of a bug. A reference context encodes the data information of the objects involved in the bug, revealing the logical connections among these objects. For instance, memory leak detectors typically report leaking objects only with their calling contexts [1, 8, 21, 25, 43, 44]. To understand why an object leaks, however, developers often need to trace heap accesses themselves to identify the problematic data structure that holds references to the leaking object. It is hard to develop a fix without understanding where these unnecessary references are located.

For race detectors [7, 11], the reference context for a racy object o identifies objects that directly and transitively reference o , immediately revealing the root cause if the race is due to synchronization bugs in o ’s owning class — e.g., a synchronized Hashtable should be used in a multi-threaded environment as apposed to an unsynchronized HashMap. Moreover, commercial diagnosis tools such as IBM WAIT [15] — previously known as Yeti [23] — and YourKit [48] all need to

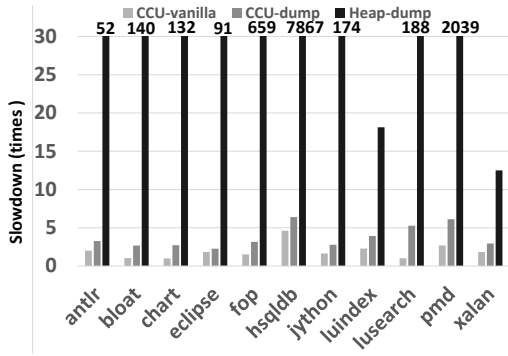


Figure 1. Overhead comparisons between call stack profiling in CCU [14] (CCU-vanilla), CCU that dumps the calling contexts of the top 20 stale objects (CCU-dump), and CCU that dumps the whole heap (Heap-dump); all of the DaCapo [6] programs were run on a FastAdaptive build of Jikes RVM 3.1.1 configured with a generational MarkSweep GC; the heap size given for each program was twice as large as the minimum heap size required for the program.

analyze references (derived from heap dumps) to provide insights to performance problems.

Obtaining reference contexts is notoriously difficult since objects do not carry backward pointers. Existing profiling techniques that piggyback on the garbage collector (GC) can only track *forward* references. They cannot report the reference paths leading to an object of interest. The only way to obtain the *complete* set of reference paths for the object is taking heap snapshots. While production JVMs provide functionality to perform heap dumping, writing content of a JVM heap of size several to dozens of gigabytes to disk results in extremely slow executions. This approach is also inefficient because a client usually needs only a very small portion of the heap (e.g., containing the reference paths leading to a number of interesting objects) for problem diagnosis.

We use a concrete example to compare the overhead between heap dumping and calling context profiling. Specifically, we consider calling context up-tree (CCU) [14], which is a JVM-based technique for efficiently profiling calling contexts. The CCU implementation also contains a memory leak detector [8] and a data race detector [7]. Figure 1 shows an overhead comparison between the vanilla CCU that profiles calling contexts for each object (CCU-vanilla), CCU that dumps the calling contexts for 20 objects with the highest staleness (CCU-dump), as well as a modified version of it that dumps the heap at the end of each execution to collect reference paths for leaking objects (Heap-dump). Each bar represents the incurred slowdown (in times) compared against the plain execution in JikesRVM 3.1.1. Clearly, heap dumping introduces an extremely large slowdown (i.e., 12 – 7867 \times , with a GeoMean of 181 \times), while the overhead of profiling and dumping calling contexts is much lower (i.e., 1.8 \times and 3.6 \times , respectively).

Our Contributions. We propose a static analysis that can precisely infer the heap reference paths (reference contexts) of an event object from a call stack (calling context) captured by a dynamic analysis, thereby providing immediate benefit to all dynamic analyses and bug finding tools that require reference path information but could not obtain it due to the prohibitively high profiling cost. At the core of our technique is a translation framework that makes a static connection between call stacks and reference paths. Our work is inspired by recent advances in the context-free language (CFL) reachability formulation of object flow [37, 45, 50], which makes an interplay between method calls (i.e., represented by a balanced-parenthesis language \mathbb{M}) and heap accesses (i.e., represented by a balanced-bracket language \mathbb{H}).

Our translation framework extends the languages \mathbb{M} and \mathbb{H} , respectively, to $\tilde{\mathbb{M}}$ and $\tilde{\mathbb{H}}$, allowing them to contain *unbalanced parentheses and brackets* under certain circumstances. Given a calling context c , an object o of interest recorded by a dynamic analysis, and a variable v that points to object o , our static analysis computes a set of potential reference chains that end at o at the time c is recorded. We do so by solving $\tilde{\mathbb{M}} \cap \tilde{\mathbb{H}}$ -reachability from v to each object o' , which directly or transitively references o , such that (1) the string of the unbalanced method entries/exits in language $\tilde{\mathbb{M}}$ on each path from v to o' satisfies a *prefix constraint* w.r.t. the collected calling context c and (2) the string of the unbalanced field accesses in $\tilde{\mathbb{H}}$ on the same path satisfies the *unbalanced constraint* w.r.t. a user-specified number n of unbalanced brackets. These n unbalanced brackets of field accesses can be used to derive reference paths of length up to n for o .

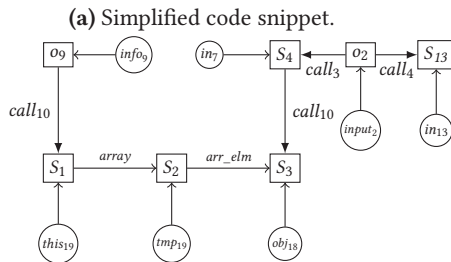
We refer to our formulation as *constraint-guided (CG) CFL-reachability*. We have implemented this technique in Soot [35] and conducted extensive experiments with a real leak detector [8] and data race detector [7] implemented in CCU [14] on the DaCapo benchmark set [6]. For the DaCapo programs, our translation takes, an average, 13.7 seconds to compute reference contexts for each query, while executing a program with a heap dump typically can take **several hours**. Moreover, our algorithm produces precise reference contexts compared against the actual reference paths captured by heap dumps – the statically inferred reference paths are only **2% more and 30% shorter** than their dynamic counterparts. Finally, we have manually investigated 20 leak reports and 20 data race reports for each program. With the help of the reported reference contexts, we were able to quickly find the root causes and develop fixes for most of them (Section 6.2).

2 Motivating Example

Figure 2 shows a real example that illustrates the importance of having reference paths in a leak report. The report is generated by a well-known leak detector Sleigh [8]. Sleigh tracks object staleness (i.e., time since an object's last use). When the staleness of an object exceeds a threshold, Sleigh

```

1 void runCompare(ISelection s){
2   ResourceCompareInput input = new ResourceCompareInput(s); //o2
3   openCompareEditorOnPage(input, fWorkbenchPage);
4   useValue(input);
5   ... //never use input again
6 }
7 void openCompareEditorOnPage(CompareEditorInput in,
8                               IWorkbenchPage p){
9   NavigationHistory info = new NavigationHistory(...); //o9
10  info.add(in); //input is added into an ArrayList in info
11  Editor.addHistoryItem(info); // info is cached
12 }
13 void useValue(ResourceCompareInput in){
14  p = in.value; ...//last use site of o2
15 }
16
17 class NavigationHistory{
18  void add(Object obj){
19    Object[] tmp = this.array;
20    tmp[...] = obj;
21  }
22 }
    
```



(b) Interprocedural symbolic points-to graph for the program in (a); variables ($name_i$) and objects (o_i) are named based on line numbers i while symbolic nodes S_j are named sequentially on integer j .

Figure 2. A real memory leak example from Eclipse that shows the importance of reporting heap reference paths; inverse edges in the SPG are omitted.

reports its last use site (*i.e.*, a read or write) together with the calling context under which this use occurs.

The example is a significantly simplified version of the Eclipse compare plugin, which leaks memory when repeatedly comparing two zip files. Figure 2a shows the code snippet. Method `runCompare()` is the entry point of the plugin that takes as input the files selected by an Eclipse user. It first creates a `ResourceCompareInput` object to wrap the files and calls method `openCompareEditorOnPage()` to open the compare editor. After line 4, object o_2 (created at line 2) is never used again, and is reported as a memory leak. In this case, Sleight reports that the last use site of object o_2 is line 14, and the calling context for this use is `runCompare()→useValue()`.

This calling context is not particularly useful because it does not explain where the leaking object is held and why the reference is not cleared. Furthermore, method `openCompareEditorOnPage()` is defined in a different (UI) plugin, which is used to create GUI gadgets for displaying comparison results. Object o_2 flows into this plugin and gets

cached there. However, following the reported calling context, the developer may focus her debugging effort on inspecting the code of plugin `compare` (as all the methods on the call chain are in `compare`), which would never bring her to the actual cause.

The root cause can be quickly uncovered if the following reference context is reported: o_2 is appended to an array (accessed at line 18), which is, in turn, referenced by the `NavigationHistory` object, created at line 9 in the UI plugin. This reference path pinpoints the problematic references: the `NavigationHistory` object is the root that transitively holds the leaking object and, hence, the leak should be fixed by removing the object from `NavigationHistory`.

We can see that identifying the root cause of a runtime problem is often non-trivial with only calling context information available. Our translation framework overcomes this challenge by translating profiled calling contexts to reference contexts. Our translation algorithm operates on a graph representation of the program. While our formulation itself is independent of the underlying graph representation, we choose the *symbolic points-to graph* (SPG) [45, 46] to implement our algorithm for the reasons detailed in Section 5.1.

SPG provides a sound and precise approximation of the runtime object flow. Figure 2b depicts the SPG representation of our example. An SPG for a method is a *locally resolved points-to graph* where symbolic nodes are introduced to represent objects that are not visible in the method. The graph is bidirected as a prerequisite for the CFL-reachability-based pointer analysis [28, 37]. In Figure 2b, circles represent variables (named with the actual variable names followed by line numbers) and boxes represent (1) allocation sites (named with o plus line numbers) and (2) symbolic objects (named with S plus an integer that sequentially grows). Edges without annotations are points-to edges from variables to object-s/symbolic nodes. Annotated edges represent calls/returns (annotated with call site IDs) or field points-to relationships (annotated with field names).

For example, node in_{13} corresponds to variable `in` defined at line 13, which is an alias of node $input_2$. Edge $o_2 \xrightarrow{call_4} S_{13}$ corresponds to the collected calling context that involves the call site at line 4. Symbolic node S_{13} is a placeholder of object o_2 that variable `in` (node in_{13}) points to at its last use site line 14. This symbolic node is introduced because SPGs are constructed *intraprocedurally* — o_2 is not visible when the SPG for method `openCompareEditorOnPage()` is constructed. SPGs for different methods are connected trivially at call sites through formal-actual parameter pairing and return values to form an interprocedural SPG (ISPG).

ISPG is used in [46] to quickly answer on-demand alias queries. In particular, a *memory-alias* (`MemAlias`) relation is defined over the set of symbolic and object nodes — given two symbolic nodes or one symbolic and one object node, they are memory aliases if there exists a `MemAlias`-path on

the ISPG between them. This formulation has been used by many techniques [36, 46, 50] for answering alias queries. Section 5 discusses more details of the SPG and why it is particularly suitable for our algorithm.

Given a user-specified length parameter $n = 2$, our translation algorithm finds a path on the ISPG from node in_{13} (the variable accessed at the last use site) to node o_9 (the container object), based on the last use statement at line 14 and the calling context $call_4$ profiled by the memory leak detector. The sequence of the labels on this path is finally converted to a reference context of length 2: $o_9 \xrightarrow{array} o_{array} \xrightarrow{arr_elm} o_2$, where o_{array} is the allocation site (not shown in the figure) for the array accessed at line 19. This reference path immediately reveals that the problematic NavigationHistory object at line 9 is the root cause of the leak.

3 Preliminaries

This section defines the problem of static context translation. Here we consider a Java-like language while the technique can easily generalize to other object-oriented languages.

3.1 Calling Context and Reference Context

Our context translation takes as input (1) an event collected by a dynamic analysis that contains either a store or a load of a heap object and (2) the call stack under which the event occurs. While practical dynamic analysis may report a variety of information, most runtime problems (e.g., bugs or performance issues) have strong correlation with heap stores or loads. Moreover, stores and loads are the building blocks of high-level semantic events such as data races. In this section, we first describe the semantic domains and then proceed to discussing our problem formulation.

O:	Domain of abstract objects (i.e., allocation sites),
V:	Domain of variable identifiers,
F:	Domain of instance field identifiers,
M:	Domain of methods,
C:	Domain of call sites,
$Inv \in C \times M$:	Relation of call sites and their target methods,
$Con \in M \times C$:	Relation of methods and their contained call sites.

An *event* is a quintuple $e = \langle o, v, f, stmt, op \rangle$, where $o \in O$, $v \in V$ is a variable that points to o , $f \in F$ is the concerned field of o , $stmt$ is a heap access statement in the form of $a = v.f$ or $v.f = b$, and $op \in \{r, w\}$ indicates whether it is a read (heap load) or a write (heap store). In other words, v is the variable accessed in the load/store statement $stmt$ and o is the object v points to. In different dynamic analyses, an event may carry different semantics. For example, for a data race detector, an event is a load/store that participates into a race condition, while a memory leak detector such as Sleight [8] reports the last use site (a load or a store) of a leaking object as an event. For both detectors, o is the allocation site of the object accessed, also reported for problem diagnosis. Using $pointsto(v)$ to denote the set of objects v points to, we define the following two types of contexts.

Definition 3.1 (Calling Context). A *calling context* is a vector of method-call-site pairs in the form of $\langle (m_1, c_1), (m_2, c_2), \dots, (m_n, \perp) \rangle$, where $m_n \in M$ is the last method in the vector, $m_i \in M$, $c_i \in C$, $(c_i, m_{i+1}) \in Inv$, and $(m_i, c_i) \in Con$ for all $i \in [1, n]$.

Definition 3.2 (Reference Context). A *reference context* is a vector of object-field pairs in the form of $\langle (o_1, f_1), (o_2, f_2), \dots, (o_n, *) \rangle$, where o_n represents the last object in the vector, $o_i \in O$ and $f_i \in F$ for all $i \in [1, n]$. Each reference relationship $o_i \xrightarrow{f_i} o_{i+1}$ is induced by a heap store $v_i.f = v_{i+1}$ or a heap load $v_{i+1} = v_i.f$, where $o_i \in pointsto(v_i)$ and $o_{i+1} \in pointsto(v_{i+1})$.

For simplicity, we will use the chain-based forms to represent a calling context $(m_1 \xrightarrow{c_1} m_2 \xrightarrow{c_2} \dots \xrightarrow{c_{n-1}} m_n)$ and a reference context $(o_1 \xrightarrow{f_1} o_2 \xrightarrow{f_2} \dots \xrightarrow{f_{n-1}} o_n)$.

Example 3.3 (Calling and Reference Contexts). Consider Figure 2 again. We omit the calling context for method `runCompare()` for brevity. For the last use site of object o_2 at line 14, we have a calling context `runCompare()` $\xrightarrow{c_4}$ `useValue()`. The reference context for o_2 is $o_9 \xrightarrow{array} o_{array} \xrightarrow{arr_elm} o_2$. Both the calling and reference contexts are closely related to the underlying symbolic points-to graph. For instance, the reference context corresponds to a path $p_r : S_1 \xrightarrow{array} S_2 \xrightarrow{arr_elm} S_3$ in Figure 2b, where S_1 and S_2 are the symbolic objects pointed to by the variable nodes $this_{19}$ and tmp_{19} , respectively. The calling context corresponds to a path $o_2 \xrightarrow{call_4} S_{13}$. The goal of our analysis is to find all such reference paths p_r using (1) the variable accessed in the event (i.e., in_{13}) as the starting point and (2) the calling context as a constraint (i.e., the search for p_r has to go through edge $o_2 \xrightarrow{call_4} S_{13}$).

3.2 Problem Statement

Given an event $e = \langle o, v, f, stmt, op \rangle$ of interest, a dynamic analysis collects a calling context c such that the last method $m_n \in c$ contains the statement $stmt \in e$. In most cases, the calling context is a full stack trace starting from `main`. We represent event e and its corresponding calling context c as a *calling-context-event* (CE) pair (c, e) . Similarly, we define a *reference-context-event* (RE) pair (p, e) such that the object o accessed by statement $stmt \in e$ is the last object $o_n \in$ the reference path p . We say a CE pair (c, e) is *consistent* with a RE pair (p, e) iff the sequence of method calls/returns executed to generate the reference path p *matches* the call stack c . This matching essentially boils down to checking a string prefix relationship, which will be discussed in Section 4. A consistent RE pair *abstracts* a dynamic heap reference path leading to the object in e at the moment e is captured. Our goal is thus to statically find all such RE pairs that are consistent with a given (c, e) captured by the dynamic analysis.

Definition 3.4 (CR(n) Translation). Given a CE pair $ce = (c, e)$ recorded by a dynamic analysis as well as a user-defined length parameter n , CR(n) generates a set SP of RE pairs such that for each $re = (p, e) \in SP$, (1) the length of the reference context $p \in re$ is $\leq n$, and (2) re is consistent with ce .

Note that for any $n \geq 1$, CR(n) is a sound abstraction of the set of runtime reference paths for e , although the translated reference paths in CR(n) may not be complete — they may only be suffixes of the actual ones. It is clear that the larger n is, the more complete CR(n) is, and the more work the static analysis needs to do to find additional reference edges.

Example 3.5 (CR(n) Translation). Consider the example in Figure 2 again. The memory leak detector Sleigh reports a CE pair (c, e) where $c = \text{runCompare}() \xrightarrow{c_4} \text{useValue}()$ and $e = \langle o_2, \text{in}_{13}, \text{value}, \dots, p = \text{in.value}, r \rangle$. Using arr_elm to represent a special array element field, a CR(1) translation returns a reference context $o_{\text{array}} \xrightarrow{\text{arr_elm}} o_2$, which does not contain much information since o_{array} is just a generic object array. When increasing n to 2, the reference context $p = o_9 \xrightarrow{\text{array}} o_{\text{array}} \xrightarrow{\text{arr_elm}} o_2$ generated by a CR(2) translation becomes much more useful, because it reveals that the logical data structure rooted at o_9 causes the leak. Moreover, from Figure 2b, we can see that the execution sequence of the method calls/returns that generates this reference path is $\dots \xrightarrow{\text{call}_3} \dots \xrightarrow{\text{call}_{10}} \dots \xrightarrow{\text{return}_{10}} \dots \xrightarrow{\text{return}_3} \dots \xrightarrow{\text{call}_4} \dots$. Since method calls and returns corresponding to the same site (e.g., call_{10} and return_{10}) cancel out each other (as they represent *finished invocations*), the sequence is reduced to call_4 , which is the same as the captured call stack. Therefore, the derived reference path is consistent with the CE pair.

4 Formulation of Context Translation

We model the calling and reference contexts using the popular context-free language (CFL) reachability framework [28, 31]. This section discusses the constraint-guided CFL-reachability problem that extends the traditional CFL-reachability to express the CR(n) translation.

4.1 CFL-Reachability Formulation of Object Flow

A variety of program analyses can be formulated as CFL-reachability problems [5, 16, 22, 28, 40]. CFL-reachability is an extension of standard graph reachability that allows for filtering of uninteresting paths. A CFL-reachability problem instance contains a CFL \mathbb{L} and an edge-labeled digraph G . Specifically, the CFL \mathbb{L} formulates the analysis problem and the graph G provides an abstraction of the program under analysis. Every edge in G is labeled by a symbol from \mathbb{L} 's alphabet. Each path l in G has a *path string* s_l by concatenating the edge labels along the path. A path l is defined as an \mathbb{L} -*path* iff its path string s_l belongs to \mathbb{L} . We say that node v is \mathbb{L} -reachable from u if there exists an \mathbb{L} -*path* from u to v .

Of particular interest are recent attempts that formulate object flow as a CFL-reachability problem [37, 45, 46, 53] for precise and efficient points-to and alias analyses. A points-to analysis that aims to find all objects $o \in \mathbb{O}$ to which a variable $v \in \mathbb{V}$ may point can be formulated as a single-source \mathbb{L} -reachability problem, which determines each such o that is \mathbb{L} -reachable from node v . To ensure high analysis precision, this formulation models (1) context sensitivity via method entries and exits (i.e., the language \mathbb{M}), and (2) heap accesses via object field reads and writes (i.e., the language \mathbb{H}). This section gives a gentle introduction to our constraint-guided CFL-reachability formulation for CR(n) translation.

Modeling Method Calls and Heap Accesses. Let the alphabets Σ_M and Σ_H represent a set of parentheses and a set of brackets, respectively. We use alphabet Σ_M to denote method calls and alphabet Σ_H to denote heap accesses. Sridharan *et al.* [37] employ the following treatments to model a context-sensitive object flow:

- Each method call entry_i is treated as “(” in alphabet Σ_M , where i is the ID of a call site. Similarly, each method return exit_i is treated as “)” in alphabet Σ_M .
- Each heap load of field f is treated as “[f ” and each heap store to f is treated as “[f ” in alphabet Σ_H .

Given a string s over the alphabet $\Sigma = \Sigma_M \cup \Sigma_H$, the M -*component* of s is a string transformed by removing all brackets in s . Similarly, removing all parentheses in s obtains the H -*component* of s .

Method calls and heap accesses are modeled using the two CFLs \mathbb{M} and \mathbb{H} over $\Sigma = \Sigma_H \cup \Sigma_M$, respectively. The grammars for \mathbb{M} and \mathbb{H} are specified using the following productions. Specifically, language \mathbb{M} generates a string of well-balanced parentheses to model “realizable call paths” [31], shown below as a nonterminal BC. Similarly, nonterminal BF generates a string of well-balanced brackets to model “balanced field accesses”.

$$\begin{aligned} \text{Language } \mathbb{M} : \quad & \text{BC} \rightarrow \text{BC BC} \mid (i \text{ BC}) \mid [f \mid]f \mid \epsilon, \\ \text{Language } \mathbb{H} : \quad & \text{BF} \rightarrow \text{BF BF} \mid [f \text{ BF}]f \mid (i) \mid \epsilon. \end{aligned}$$

Language \mathbb{M} guarantees that all method calls and returns are properly matched on an object flow, while language \mathbb{H} ensures that a retrieval from an object field would obtain a value only if the value has been written into the same field. Note that the \mathbb{H} -reachability formulation also introduces the inverse store and load accesses to soundly approximate object aliasing [37, 38]. That is, for heap access edges of the form $o_x \xrightarrow{\text{store}(f)} o_y$ and $o_x \xrightarrow{\text{load}(f)} o_y$, there exist inverse edges $o_y \xrightarrow{\text{load}(f)} o_x$ and $o_y \xrightarrow{\text{store}(f)} o_x$, respectively. Similarly, for call/return edges of the form $o_x \xrightarrow{\text{call}_i} o_y$ and $o_x \xrightarrow{\text{return}_i} o_y$, their inverse edges $o_y \xrightarrow{\text{return}_i} o_x$ and $o_y \xrightarrow{\text{call}_i} o_x$ exist as well.

In the context of SPG [45], the treatment of open (“[”) and close (“]”) brackets is slightly different than in [37]. As

discussed earlier, in an SPG, loads of the form $a = b.f$ and stores of the form $b.f = a$ are both abstracted by a single points-to edge $S_b \xrightarrow{f} S_a$. Hence, the question of whether two variables are *pointer aliases* reduces to understanding whether the symbolic nodes or objects they point to are *memory aliases*. The MemAlias formulation introduced in [45] is the same as the \mathbb{H} -reachability except that the close and open brackets represent a generic field points-to edge f and its inverse edge \bar{f} , respectively. Since the graph is bidirected, if there is an edge $S_b \xrightarrow{f} S_a$, the inverse edge $S_a \xrightarrow{\bar{f}} S_b$ exists automatically.

Example 4.1 (Flow-Insensitive Alias Analysis via \mathbb{H} -Reachability). We consider the following Java-like program: “ $a = b.f$; $b = c.g$; $c.g = e$; $e.f = h$;”. Under the SPG, they generate four points-to edges $S_b \xrightarrow{f} S_a$, $S_c \xrightarrow{g} S_b$, $S_c \xrightarrow{g} S_e$, and $S_e \xrightarrow{f} S_h$. Treating \xrightarrow{f} and \xrightarrow{g} as close brackets, $\xrightarrow{\bar{f}}$ and $\xrightarrow{\bar{g}}$ as open brackets, there exists a MemAlias-path from S_h to S_a : $S_h \xrightarrow{\bar{f}} S_e \xrightarrow{\bar{g}} S_c \xrightarrow{\bar{g}} S_b \xrightarrow{\bar{f}} S_a$, with balanced open and close brackets. This indicates that S_h and S_a are memory aliases, and thus the variables a and h are pointer aliases.

Language $\mathbb{M} \cap \mathbb{H}$ for Object Flow. In the literature, static analyses [37, 45, 46] typically use the language $\mathbb{M} \cap \mathbb{H}$ to model the context-sensitive object flow, ensuring the well-balanced property from both \mathbb{M} and \mathbb{H} . Unfortunately, CFLs are not closed under intersection [51]. In addition, the precise $\mathbb{M} \cap \mathbb{H}$ -reachability problem is shown to be undecidable [29]. In practice, we often assume the absence of recursive calls [45, 46] (*i.e.*, recursion is handled context-insensitively). The number of open parentheses in a string is bounded, and thus language \mathbb{M} becomes a regular language. Since CFLs are closed under intersection with a regular language, the resulting language $\mathbb{M} \cap \mathbb{H}$ is still a CFL. Therefore, the $\mathbb{M} \cap \mathbb{H}$ -reachability is an instance of CFL-reachability and a sound approximation of object flow.

4.2 Exploiting Unbalanced Parentheses/Brackets

For a $\text{CR}(n)$ translation, requiring balanced method calls and heap accesses is often too strict. To illustrate, consider the aforementioned path l (*i.e.*, $in_{13} \rightarrow S_{13} \rightarrow o_2 \xrightarrow{\text{call}_3} S_4 \rightarrow S_3 \rightarrow S_2 \rightarrow S_1 \rightarrow o_9$) from the variable node in_{13} (*i.e.*, the variable contained in the last use site) to the object node o_9 (*i.e.*, the container object) in Figure 2b. As discussed in Section 2, this path contains the reference context for the object o_2 and is what we intend to find. The M - and H -components of the label sequence on this path are, respectively, “ $)_4 (_3 (_{10})_{10}$ ” and “[$arr_elm [array$ ”, where both the parentheses and the brackets are *unbalanced*. Intuitively, the unbalanced parentheses (*i.e.*, method calls/returns) on the path reveal (part of) the call stack while the unbalanced

$\begin{aligned} \text{UBC} &\rightarrow \text{DC} \mid \text{UC} \mid \text{UDC} \\ \text{DC} &\rightarrow \text{BC DC} \mid (_i \text{DC} \mid [_f \mid] _f \mid \epsilon \\ \text{UC} &\rightarrow \text{BC UC} \mid) _i \text{UC} \mid [_f \mid] _f \mid \epsilon \\ \text{UDC} &\rightarrow \text{UC DC} \\ \text{BC} &\rightarrow \text{BC BC} \mid (_i \text{BC}) _i \mid [_f \mid] _f \mid \epsilon \end{aligned}$	$\begin{aligned} \text{UBF} &\rightarrow \text{BF UBF} \mid [_f \text{ UBF} \\ &\mid (_i) _i \mid \epsilon \\ \text{BF} &\rightarrow \text{BF BF} \mid [_f \text{ BF}] _f \\ &\mid (_i) _i \mid \epsilon \end{aligned}$
(a) Grammar of $\widetilde{\mathbb{M}}$.	(b) Grammar of $\widetilde{\mathbb{H}}$.

Figure 3. Languages $\widetilde{\mathbb{M}}$ and $\widetilde{\mathbb{H}}$ for modeling unbalanced method calls and heap accesses; the nonterminals BC and BF generate the well-balanced language \mathbb{M} and \mathbb{H} , respectively.

brackets reveal the reference path. In this section, we exploit the unbalancedness in parentheses/brackets to perform context translation.

Modeling Unbalanced Method Calls/Returns. Here we first discuss how to model the unbalancedness in method calls/returns on a regular object flow. Consider an event $e = \langle o, v, f, stnt, op \rangle$ that $\text{CR}(n)$ takes as input. The object and variable of interest in the event are o and v , respectively, and v points to o . Suppose o and v are in the methods M_o and M_v , respectively. In terms of their relationship on the call graph, there are three possible scenarios: (1) M_o directly or transitively calls M_v ; (2) M_v directly or transitively calls M_o ; and (3) M_o and M_v are called directly or transitively by another method M_t . Table 1 depicts these three scenarios, their examples, and the grammar rules that are used to capture them. We discuss these rules as follows.

(a) Downward context (DC). In this case, M_o invokes M_v . A DC-path indicates that an object o flows down to a variable v in a callee method. The string on the path representing the flow contains several *unmatched open parentheses*. Therefore, we construct a new nonterminal DC by introducing open parentheses $(_i$ into nonterminal BC, which represents balanced parentheses.

(b) Upward context (UC). In this case, M_v invokes M_o . A UC-path indicates that an object o flows up to a variable v in its caller method. The path string contains several *unmatched close parentheses*. Similarly, we construct a new nonterminal UC by adding additional close parentheses $) _i$ into BC.

(c) Up-downward context (UDC). In this case, M_o and M_v are called by another method M_t . A UDC-path indicates that an object o first flows up to its caller M_t and then flows down from M_t to a callee of M_t . We construct a new nonterminal UDC by combining UC and DC.

Putting them all together, the unbalancedness in parentheses required by $\text{CR}(n)$ can be described using a CFL $\widetilde{\mathbb{M}}$, shown in Figure 3a, over the alphabet $\Sigma = \Sigma_M \cup \Sigma_H$. The main rule starts with a nonterminal UBC, which is a union of DC, UC, and UDC. Note that we do not need a down-upward context (DUC) between o and v . If o in method M_o first flows down to a callee, it has to come back up through the same path to method M_o or M_v . Therefore, the path would simply reduce to a UC or DC path.

Table 1. Modeling unbalanced calling contexts.

	Downward context (DC)	Upward context (UC)	Up-downward context (UDC)
Call relation	$M_o \xrightarrow{\text{call}} \dots \xrightarrow{\text{call}} M_v$	$M_o \xleftarrow{\text{call}} \dots \xleftarrow{\text{call}} M_v$	$M_o \xleftarrow{\text{call}} \dots \xleftarrow{\text{call}} M_f \xrightarrow{\text{call}} \dots \xrightarrow{\text{call}} M_v$
Path illustration			
Grammar rules	$DC \rightarrow BC \ DC \mid (\ DC \mid [\ f \] \] \ f \mid \epsilon$	$UC \rightarrow BC \ UC \mid) \ UC \mid [\ f \] \] \ f \mid \epsilon$	$UDC \rightarrow UC \ DC$

While practical points-to [37] and alias [46] analyses often allow this unbalancedness [18] in their implementations for context sensitivity, our work is the *first attempt* to formally explore the properties of $\tilde{\mathbb{M}}$. Furthermore, none of the existing techniques have explored the possibility of extending \mathbb{H} to handle unbalanced brackets, primarily because, in the context of points-to and alias modeling, heap accesses are required to be balanced. In a $CR(n)$ translation, on the contrary, allowing unbalanced brackets in \mathbb{H} exposes heap access paths, providing insights for context translation.

Modeling Unbalanced Heap Accesses. Consider Example 4.1 again. Suppose that object o_h (the actual object h points to) is the leaking object reported by a dynamic analysis in a CE pair and there is no calling context reported. A $CR(2)$ translation produces a reference context $o_c \xrightarrow{g} o_e \xrightarrow{f} o_h$ for o_h . This reference path is actually generated by the two heap stores $c.g = e$ and $e.f = h$. In any string accepted by language \mathbb{H} , these stores are open brackets that must have matched closed brackets (loads) because \mathbb{H} is designed to model points-to/aliasing relations that require all brackets to be balanced. For $CR(n)$, however, we need a different language that can expose these unmatched brackets, which are the building blocks of the reference paths to be uncovered.

For this purpose, we extend language \mathbb{H} to $\tilde{\mathbb{H}}$ over the same alphabet $\Sigma = \Sigma_M \cup \Sigma_H$. Figure 3b gives the production rules of language $\tilde{\mathbb{H}}$. Note that $\tilde{\mathbb{H}}$ allows only unmatched *open* brackets rather than unmatched close brackets, because finding objects that reference an event object o requires “climbing up” the reference ladder. This corresponds to traversing *inverse* field points-to edges under the SPG representation. For example, the H -component of the aforementioned path l is “[arr_elm [array”, which contains only open brackets. To expose unmatched open brackets, we introduce a nonterminal UBF that represents the “unbalanced field accesses”. Note that $UBF \in \tilde{\mathbb{H}}$ in Figure 3b is essentially the same as nonterminal $UC \in \tilde{\mathbb{M}}$ in Figure 3a if we apply a proper bijection between parentheses and brackets.

Reduced Form of Language $\tilde{\mathbb{M}} \cap \tilde{\mathbb{H}}$. A $CR(n)$ translation leverages language $\tilde{\mathbb{M}} \cap \tilde{\mathbb{H}}$ to model unbalanced method calls and heap accesses. However, this language is a *static* modeling of calling and reference contexts. For example, a string $\in \tilde{\mathbb{M}}$ represents a *trace* of method executions before

reaching the event, with balanced parentheses representing invocations that have *finished* and unmatched parentheses representing method invocations *still on the stack*. The calling context (*i.e.*, stack trace) obtained by a *dynamic* analysis, by contrast, only contains on-stack methods. To illustrate, consider the calling context of the heap load at line 13 in Figure 2a. Before `useValue()` is invoked at line 4, method `openCompareEditorOnPage()` at line 3 has been called and returned. The call stack captured by the dynamic analysis is “)4”, while the call trace ($\in \tilde{\mathbb{M}}$) on the path from in_{13} to o_2 is “)4 (3)3”. In this paper, we consider each captured calling context as a sequence of *close parentheses* starting at the event-containing method. Since G is a bidirected graph, treating it as a sequence of open parentheses would also work (*i.e.*, but needs a symmetric handling).

To bridge the gap between the static and dynamic representations of a call trace, we introduce the *reduced form* of a string in $\tilde{\mathbb{M}} \cap \tilde{\mathbb{H}}$. Formally, let s be a string over the alphabet $\Sigma = \Sigma_M \cup \Sigma_H$. The *reduced string* R_s of s is obtained by recursively removing matched parentheses in its M -component as well as matched brackets in its H -component. For instance, we have $R_{)1[3(2)2]3(4)} = R_{)1[3]3(4)} = R_{)1(4)} =)1(4)$. It is straightforward to see the reduced string R_s of any s in language $\tilde{\mathbb{M}} \cap \tilde{\mathbb{H}}$ is “ ϵ ”.

4.3 Constraint-Guided CFL

This section presents our constraint-guided CFL-reachability formulation of $CR(n)$ translation. Our formulation is based on $\tilde{\mathbb{M}} \cap \tilde{\mathbb{H}}$ -reachability. Since CFLs are not closed under intersection [51], researchers often assume the absence of recursive calls [45, 46] in practice (*i.e.*, recursion is handled context-insensitively). We use the same handling here — as the number of open parentheses in a string is bounded, language $\tilde{\mathbb{M}}$ becomes a regular language and thus the language $\tilde{\mathbb{M}} \cap \tilde{\mathbb{H}}$ is indeed a CFL. Here we first focus on the formulation of our CR translation and then briefly discuss how constraint-guided CFL-reachability can solve other analysis problems.

For $CR(n)$, our constraint-guided $\tilde{\mathbb{M}} \cap \tilde{\mathbb{H}}$ -reachability introduces two types of constraints to the traditional $\tilde{\mathbb{M}} \cap \tilde{\mathbb{H}}$ -reachability problem: a *string constraint* and a *path constraint*.

Definition 4.2 (String Constraint). Let t be a string over the alphabet $\Sigma_c = \{(), \dots, \}_i$, i.e., t contains only close parentheses, representing a call stack going from the event-containing method to *main*. Given t and an integer n , we consider the following two string constraints defined on a string s over the alphabet $\Sigma = \Sigma_M \cup \Sigma_H$:

- *Prefix constraint* (π_t): s satisfies the constraint, denoted as $\pi_t \vdash s$, iff $s \in \widetilde{\mathbb{M}}$ and the *unmatched close parentheses* in its reduced string R_s is a prefix of t .
- *Unbalanced constraint* (ψ_n): s satisfies the constraint, denoted as $\psi_n \vdash s$, iff $s \in \widetilde{\mathbb{H}}$ and the number of *unbalanced open brackets* in its reduced string R_s is $\leq n$.

Definition 4.3 (Path Constraint). Given a digraph G and a particular node $u \in G$, a path $l \in G$ satisfies the path constraint α_u iff l passes u , denoted as $\alpha_u \vdash l$.

Intuitively, string t represents the calling context c in a collected CE pair. In a $\text{CR}(n)$ translation, we employ the prefix constraint π_t to guarantee that the inferred reference context is consistent with the collected calling context represented by string t . The unbalanced constraint ψ_n imposes a *length requirement* on the inferred reference contexts. Finally, the path constraint α_u ensures that each inferred reference path in the graph actually goes through the object node u accessed in the collected event. We refer to u as the *anchor* node in the path. Next, we discuss a concrete example.

Example 4.4 (String Constraint). Consider the path l from node in_{13} to o_9 in Figure 2. The path goes through node $u = o_2$. Therefore, we have $\alpha_u \vdash l$. The corresponding path string s_l is `"4 (3 (10 [arr_elm [array]10)"` and its reduced string R_{s_l} is `"4 (3 [arr_elm [array]"`. Let t be the string `"4"` (i.e., captured call stack) and $n = 2$ (i.e., length requirement). We can see that the unmatched close parentheses in R_{s_l} is `"4"` which is a prefix of the calling context $t = \text{"₄"}$. Moreover, R_{s_l} contains 2 unmatched open brackets, satisfying the unbalanced constraint. As a result, we have $\pi_t \vdash s_l \wedge \psi_n \vdash s_l$.

In general, constraint-guided CFL-reachability applies string constraints to the path string s_l of each $\widetilde{\mathbb{M}} \cap \widetilde{\mathbb{H}}$ path l , while the path constraint is applied to the path l itself. Next, we formally define our formulation.

Definition 4.5 (Constraint-Guided CFL-Reachability). Given an edge-labeled digraph G , a constraint-guided-CFL (CG-CFL) reachability problem is denoted as \mathbb{L}_α^ϕ -reachability, where \mathbb{L} is a CFL, ϕ is a string constraint, and α is a path constraint. Node $v \in G$ is \mathbb{L}_α^ϕ -reachable from u iff there exists a path l from u to v , such that l satisfies the path constraint α (i.e., $\alpha \vdash l$) and its path string s_l of l satisfies the string constraint ϕ (i.e., $\phi \vdash s_l$).

Definition 4.6 (CG-CFL Formulation of $\text{CR}(n)$). Given a digraph G , a dynamically captured CE pair $(c, e = \langle o, v, f, stmt, op \rangle)$, as well as a user-defined length parameter n , a $\text{CR}(n)$ translation is formulated as a single-source

$\widetilde{\mathbb{M}}_\alpha^\pi \cap \widetilde{\mathbb{H}}_\alpha^\psi$ -reachability problem in G , which aims to find all object nodes $o' \in G$ such that node o' is $\widetilde{\mathbb{M}}_\alpha^\pi \cap \widetilde{\mathbb{H}}_\alpha^\psi$ -reachable from the variable node v (contained in the event statement). Specifically, each such path l from v to o' satisfies the path constraint $\alpha_o \vdash l$. The path string s_l satisfies the string constraint $\pi_c \vdash s_l \wedge \psi_n \vdash s_l$.

Informally, a $\text{CR}(n)$ translation uses the recorded event object o as the anchor node and imposes a prefix constraint π_c w.r.t. the recorded context c in the exploration of the $\widetilde{\mathbb{M}}$ -paths while looking for a sequence of up to n unbalanced open brackets (i.e., satisfying the unbalanced constraint ψ_n) in the exploration of $\widetilde{\mathbb{H}}$ -paths. Using o as the anchor node, an $\widetilde{\mathbb{M}}_\alpha^\pi \cap \widetilde{\mathbb{H}}_\alpha^\psi$ -path $l = v \rightarrow \dots \rightarrow o'$ can be naturally divided into two sub-paths w.r.t. the midpoint o . We denote them as $l_1 = v \rightarrow \dots \rightarrow o$ and $l_2 = o \rightarrow \dots \rightarrow o'$, respectively. Consider their corresponding path strings s_{l_1} and s_{l_2} .

- String $s_{l_1} \in \widetilde{\mathbb{M}} \cap \mathbb{H}$ models the inverse of the object flow from o to v . Since o and v are both captured by the dynamic analysis and v points to o , s_{l_1} does not contain any unbalanced heap accesses.
- String $s_{l_2} \in \widetilde{\mathbb{M}} \cap \widetilde{\mathbb{H}}$ contains open brackets explaining how o is referenced (directly or transitively) by o' .

Since object o can be referenced by many other objects, only a few of which are relevant for the captured event, the essence of this formulation is to use prefix constraints to filter out irrelevant paths that are not consistent with the calling context c captured. In addition, since the calling context is w.r.t. the event statement (containing the variable v), we use v as the starting point for the path search.

$\text{CR}(n)$ decomposes l into l_1 and l_2 to compute the $\widetilde{\mathbb{M}}_\alpha^\pi \cap \widetilde{\mathbb{H}}_\alpha^\psi$ -reachability. In particular, the first sub-path l_1 , without unbalanced heap accesses, could be computed using a context-sensitive alias analysis such as [46]. We can find l_2 by modifying the alias analysis to identify unbalanced open brackets that are consistent with l_1 .

Example 4.7 ($\text{CR}(n)$ Translation via CG-CFL-Reachability). Figure 4a shows a slightly more complex example that we use to illustrate our translation. This example has many interesting properties of a typical object-oriented program, such as use of collections and factory methods (e.g., `createList()`) that Figure 2a does not have. During its execution, an event e occurs when a `value` is read on line 21. Suppose a dynamic analysis records a CE pair (c, e) where $c = \text{foo}() \xrightarrow{l_6} \text{main}()$ and $e = \langle o_{15}, a, \text{value}, \text{stmt}_{21}, r \rangle$. Here call_6 indicates the call site at line 6 invoking `foo()`, stmt_{21} represents the read statement that occurs at line 21, and o_{15} represents the allocation site at line 15.

Figure 4a shows that variable m at line 2 holds a reference to object o_{15} by calling method `populateList()`. Figure 4b shows the corresponding graph representation. From the graph, we can see that variable m_2 is an alias of r_{10} , which


```

1 void main(String[] args){           21 println(a.value);
2 List m = createList();              22 }
3 populateList(m);
4 for(int i = 0; ...; i++){           24 class ArrayList{
5     A e = (A) m.get(i);             25     Object[] array;
6     foo(e);                          26     ArrayList(){
7 }                                     27         tmp = new Object[...];
8 }                                     28         this.array = tmp;
9 List createList(){                 29     }
10 List r = new ArrayList();          30 void add(Object obj){
11 return r;                           31     tmp = this.array;
12 }                                    32     tmp[...] = obj;
13 void populateList(List m){         33 }
14 for(...){                          34 Object get(int i){
15     A a = new A();                 35     tmp = this.array;
16     m.add(a);                      36     Object r = tmp[i];
17 }                                    37     return r;
18 }                                    38 }
19 void foo(A a){                     39 }
20 //read event
    
```

(a) Example code.

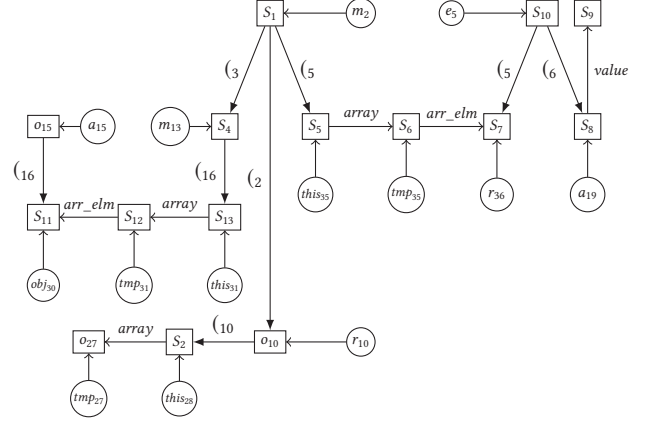

 (b) ISPG for the example: nodes are named in the same way as in Figure 2b; S_8 is the symbolic node that is a memory-alias of the event object o_{15} .

Figure 4. A more complicated example and its ISPG.

points to object o_{10} . There exists an $\tilde{M}_\alpha^\pi \cap \tilde{H}_\alpha^\psi$ -path l from variable a_{19} (where the read event occurs) through the event object o_{15} to object o_{10} (the `ArrayList` object). In particular, the first sub-path l_1 from a_{19} to o_{15} ($a_{19} \rightarrow S_8 \rightarrow S_{10} \rightarrow S_7 \rightarrow S_6 \rightarrow S_5 \rightarrow S_1 \rightarrow S_4 \rightarrow S_{13} \rightarrow S_{12} \rightarrow S_{11} \rightarrow o_{15}$) represents the inverse of the object flow from o_{15} to a_{19} . The second sub-path l_2 ($o_{15} \rightarrow S_{11} \rightarrow S_{12} \rightarrow S_{13} \rightarrow S_4 \rightarrow S_1 \rightarrow o_{10}$) represents how o_{15} is transitively added into o_{10} . The reduced path string s_l of the entire path l is “ $\text{)}_6 [\text{arr_elm} [\text{array} (\text{)}_2$ ”.

Suppose the user needs a $\text{CR}(2)$ translation. It is easy to see that the M -component of the reduced string s_l is “ $\text{)}_6 (\text{)}_2$ ”, which satisfies the prefix constraint π_c , i.e., $\pi_c \vdash \text{“} \text{)}_6 (\text{)}_2 \text{”}$. The path string s_{l_1} of the first sub-path l_1 contains balanced heap accesses since variable a_{19} points to object o_{15} . The path string s_{l_2} of the second sub-path l_2 actually reveals the heap access path $S_{13} \xrightarrow{\text{array}} S_{12} \xrightarrow{\text{arr_elm}} S_{11}$. However, reporting this path with symbolic nodes on it may not be useful since these nodes are internal representations used by the static analysis and they do not carry any meaning from the source code. To overcome this challenge, our analysis finds the actual objects these symbolic nodes represent, which are, in this case, o_{10} , o_{27} , and o_{15} , respectively. Finally, our analysis reports $o_{10} \xrightarrow{\text{array}} o_{27} \xrightarrow{\text{arr_elm}} o_{15}$ as the result.

5 Translation Algorithm

This section discusses our $\text{CR}(n)$ translation algorithm based on the SPG representation [45] of the program.

5.1 Symbolic Points-to Graph and MemAlias

An SPG is a *locally-resolved* points-to graph: it contains real points-to relationships that can be resolved within a method while using placeholder symbolic nodes to represent objects that are created outside of the method. SPG simplifies the complex object flow between an object and a variable

(through copy assignments, parameter passing, etc.) into simple `MemAlias` relationships between the object and a symbolic node, a feature that simplifies our analysis. An SPG is constructed entirely by an Andersen-style analysis for each method. Different SPGs are connected (trivially) at call sites to form an ISPG for the program. We refer the reader to [45] for the details of its construction.

As briefly discussed in Section 4, $\text{MemAlias} \subseteq (\text{O} \cup \text{S}) \times (\text{O} \cup \text{S})$ [45] is defined in the same way as language \mathbb{H} (cf. Figure 3b) with the close and open brackets representing a field points-to edge f and its inverse edge \bar{f} . The context-sensitive `MemAlias` relation used in our $\text{CR}(n)$ translation is expressed using $\tilde{M} \cap \mathbb{H}$ -reachability over an ISPG. As with other context-sensitive analyses, it allows unbalanced method calls for context-sensitivity but does not need unbalanced heap accesses due to its modeling of aliases.

SPG allows for the answering of alias queries without first performing a points-to analysis. For example, if we have two statements $a = b.f$ and $d = b.f$, there will be two points-to edges $S_b \xrightarrow{f} S_a$, and $S_b \xrightarrow{f} S_d$. The `MemAlias` grammar can quickly find that the symbolic nodes S_a and S_d are memory aliases without knowing which objects b may point to. This formulation is particularly suitable for us for two reasons: (1) the value flows via local copy assignments and parameter passing have been eliminated; fields accesses are modeled explicitly using f and \bar{f} edges, making it easier for us to match references and (2) since stores and loads are unified by field edges f , strings in `MemAlias` become palindromes (e.g., $abcba$), leading to improved efficiency.

Example 5.1 (The $\tilde{M} \cap \mathbb{H}$ -Path). In Figure 4b, there exists an $\tilde{M} \cap \mathbb{H}$ -path from S_8 (i.e., the placeholder of the event object) to o_{15} (i.e., the actual event object created in `populateList`):

Algorithm 1: Algorithm for CR(n) translation.

Input: An ISPG G , a user parameter n , a CE pair $(c, e = \langle o, v, \dots \rangle)$

Output: A set R of reference contexts $\{o_n \xrightarrow{f_n} o_{n-1} \xrightarrow{f_{n-1}} \dots \xrightarrow{f_1} o\}$

```

1 initialize set  $R$  to  $\emptyset$ 
2 initialize worklist  $W$  to  $\emptyset$ 
3 let set  $SN$  be the set of symbolic nodes pointed to by  $v$  in  $G$ 
4 foreach  $S_v \in SN$  do
5   construct a string  $str$  from the calling context  $c$ 
6    $T_M \leftarrow \text{MemAlias}(S_v, o, str)$ 
7   foreach  $t_M \in T_M$  do
8     initialize an empty stack  $t_H$ 
9     insert to  $W$  the tuple  $\{(o, t_M, t_H, false)\}$ 
10  while  $W \neq \emptyset$  do
11    remove a tuple  $(x, t_M, t_H, b)$  from  $W$ 
12    if  $x \in S \wedge b$  then
13      construct a string  $str$  from the stack  $t_M$ 
14       $pairs \leftarrow \text{MemAliasAll}(x, str)$ 
15      foreach  $(o', T'_M) \in pairs$  do
16        foreach  $t'_M \in T'_M$  do
17           $t'_H \leftarrow t_H$ 
18          let  $(o'', f)$  be the top of stack  $t'_H$ 
19          pop  $t'_H$  and push  $(o'', f)$  onto  $t'_H$ 
20          if  $o'$  is unvisited under the context  $t'_M$  then
21             $W \leftarrow W \cup \{(o', t'_M, t'_H, false)\}$ 
22    else
23      /*Inspect  $x$ 's edges*/
24      if  $|t_H| > 0$  then // A solution is found
25         $R \leftarrow R \cup t_H$ 
26      if  $|t_H| = n$  then // don't search any more
27        continue
28      foreach edge  $u \xrightarrow{label} x \in G$  do
29         $t'_M \leftarrow t_M, t'_H \leftarrow t_H$  and  $b' \leftarrow b$ 
30        if  $label = f$  then
31          push  $(u, f)$  onto  $t'_H$ 
32           $b' \leftarrow true$ 
33        else if  $label = (i)$  then
34          if top of  $t'_M$  is " $i$ " then
35            pop  $t'_M$ 
36          else // unrealizable call chain
37            continue
38        else if  $label = )$  then
39          push " $i$ " onto  $t'_M$ 
40        if  $u$  is unvisited under the context  $t'_M$  then  $W \leftarrow W \cup \{(u, t'_M, t'_H, b')\}$ 
41  return  $R$ 

```

$$S_8 \xrightarrow{(6)} S_{10} \xrightarrow{(5)} S_7 \xrightarrow{[arr_elm]} S_6 \xrightarrow{[array]} S_5 \xrightarrow{(5)} S_1 \xrightarrow{(3)} S_4 \xrightarrow{(16)} S_{13} \xrightarrow{[array]} S_{12} \xrightarrow{[arr_elm]} S_{11} \xrightarrow{(16)} o_{15}.$$

The H -component of the path string “[arr_elm [array]array]arr_elm” belongs to language \mathbb{H} , indicating that the variables a_{15} and a_{19} pointing to these two nodes respectively are pointer aliases.

5.2 CR(n) Translation

This subsection describes the CR(n) translation algorithm that computes the *single-source-multiple-sink* $\widetilde{\mathbb{M}} \cap \widetilde{\mathbb{H}}$ -reachability based on MemAlias.

Basic Idea. Algorithm 1 shows the CR(n) translation algorithm that solves single-source $\widetilde{\mathbb{M}}_\alpha^\pi \cap \widetilde{\mathbb{H}}_\alpha^\psi$ -reachability. As described in Section 4.3, in a CR(n) translation, each $\widetilde{\mathbb{M}} \cap \widetilde{\mathbb{H}}$ -path from the variable node v to an object node o' is composed

of two parts, *i.e.*, the first part l_1 from v to the event object o and the second part l_2 from o to o' . The basic idea of the algorithm is to handle these two sub-paths in two phases. In the first phase (lines 5 – 6), we compute l_1 from v to o . Since v points to o , the symbolic node S_v (that v points to) must be a memory alias of o . Hence, l_1 has essentially been captured by the MemAlias formulation (between S_v and o).

In the second phase (lines 10 – 39), we explore the graph starting from node o . Due to the bidirectedness of the ISPG, we only need to traverse the *incoming edges* of each node to identify path l_2 . During the graph traversal, for each incoming edge $u \rightarrow x$ of node x , we employ two stacks t_M and t_H to handle method-call and field-access edges, respectively.

- *Handling of call/return edges:* for each return edge $u \xrightarrow{i} x$, we push a symbol “ $(i$ ” onto stack t_M . We pop symbol “ $(i$ ” when encountering a matched call edge $u \xrightarrow{i} x$.
- *Handling of field points-to edges:* for each edge $u \xrightarrow{f} x$, we push the node-field pair (u, f) onto stack t_H .

The stack operations for handling call/return edges are defined in expected ways. We use the alias analysis algorithm MemAlias, proposed in [45], to test whether two (object and symbolic) nodes are memory aliases. The original MemAlias algorithm works as follows: it takes as input two symbolic or object nodes S_a and S_b , and returns all $\widetilde{\mathbb{M}} \cap \widetilde{\mathbb{H}}$ paths from S_a to S_b . If S_a and S_b are not aliases, it returns an empty set.

In this work, we extend the MemAlias algorithm in a way so that it takes an additional input string str , which corresponds to the M -component of the reduced form of a string in language $\widetilde{\mathbb{M}} \cap \widetilde{\mathbb{H}}$. Initially, str represents the calling context c collected in a CE pair (line 6). The extended MemAlias algorithm achieves two goals. First, it ensures that any MemAlias-path l it finds from S_v to o has to be consistent with str . Second, it returns a set of stacks T_M , each stack t_m of which represents the M -component of the reduced form of l 's path string.

Based on MemAlias, we derive a new algorithm called MemAliasAll (line 14), which solves single-source $\widetilde{\mathbb{M}} \cap \widetilde{\mathbb{H}}$ -reachability without needing the target node. Given a source symbolic node S_v and a string str representing the M -component of the reduced form of a string in language $\widetilde{\mathbb{M}} \cap \widetilde{\mathbb{H}}$, MemAliasAll(S_v, str) finds all such (symbolic or object node) o that there exists an $\widetilde{\mathbb{M}} \cap \widetilde{\mathbb{H}}$ -path from S_v to o and the path string is consistent with str . MemAliasAll returns a set of node-stack pairs in the form of (o, t_M) , each of which contains an object o that is a memory alias of S_v and a stack t_M , representing the M -component of the reduced string of a path from S_v to o .

The basic structure of the algorithm is as follows: (1) we query MemAlias (line 6) for the set of $\widetilde{\mathbb{M}} \cap \widetilde{\mathbb{H}}$ -paths from S_v (the symbolic node variable v points to) to the event object o , using the collected calling context c as a string constraint. Each path found by MemAlias thus represents the first sub-path l_1 , which is consistent with c . Each stack t_M returned by

MemAlias represents the M -component of the reduced form of l_1 , which will be used subsequently to find the second sub-path; (2) we search the graph starting from o for the second sub-path l_2 , using t_M as a starting context; hence, each l_2 found needs to be consistent with t_M . In this process, we keep searching for field points-to edges of the form $a \xrightarrow{f} b$ that are building blocks of a reference path. One tricky case here is that since ISPG is a partially resolved points-to graph, many symbolic nodes may represent the same object. Hence, when we reach a symbolic node S_1 (backward) from an edge $S_1 \xrightarrow{f} S_2$, it is *not* enough to only follow the incoming edges of S_1 itself in the next step. Since S_1 may be memory aliases of other nodes such as S_3 and o_4 , it is important to find these nodes and follow their incoming edges as well. To this aim, we use algorithm MemAliasAll (line 14).

Main Algorithm. This algorithm takes as input a CE pair and a user parameter n and returns a set of reference contexts R . For each symbolic node S_v that variable v points to, we first query algorithm MemAlias for finding all $\overline{M}_\alpha^\pi \cap \mathbb{H}$ paths from S_v to the event object o (line 6). MemAlias returns a set of stacks T_M for the paths found. These paths are essentially the l_1 sub-paths as discussed above. The goal of the rest of the algorithm is to find all sub-paths l_2 such that the concatenated path string “ $s_{l_1} \oplus s_{l_2}$ ” satisfies the constraints π_c and ψ_n .

The algorithm maintains a worklist W and iteratively adds tuples into W . Each iteration of the loop on line 11 retrieves a tuple in the form of (x, t_M, t_H, b) , where x is the node being processed, t_M and t_H are the two stacks for graph traversal, and b is a boolean flag indicating whether node x is reached by following a field edge. If flag b is set, we query the MemAliasAll algorithm to find the alias set of the current node. Each pair (o_i, f_i) in t_H indicates that object x being processing is reachable from field f_i of the object o_i . Our algorithm explores the ISPG to gradually find each (o_i, f_i) leading to the event object o .

Initially, the event object o is added to the worklist W with the stack t_M , which is obtained from MemAlias at line 6. t_M is used as the initial constraint to guide the graph traversal (line 7–9). Each iteration removes a tuple (x, t_M, t_H, b) from W (line 11). Suppose the top of stack t_H is (o_i, f_i) , the goal of the iteration is to find another object o_{i+1} such that the reference relationship $o_{i+1} \xrightarrow{f} o_i$ holds. Node x being processed may be either a symbolic node or an object node.

Lines 12–20: If x is a symbolic node and b is true indicating a new field edge has been recently added to t_H , we query MemAliasAll to find all such objects o' that are memory aliases of x . MemAliasAll also returns, for each o' , a set T'_M of stacks under which the aliasing occurs. For each stack $t'_M \in T'_M$, we add a tuple $(o', t'_M, t_H, false)$ to the worklist for further processing.

Lines 21–39: If x is an object node, we need to explore the field edges to find objects that can reference x . The first step is to check whether the size of the stack t_H already reaches the user-defined length parameter n (line 25). If it does, there is no need to search any more and we add the stack t_H to the solution set R . Otherwise, we traverse x 's incoming edges (lines 27–39). We are particularly interested in incoming edges of the form $u \xrightarrow{f} x$: if such an edge is encountered, we push a new pair (u, f) onto t'_H . We then set b' to *true*, indicating that a new field edge has been found. This flag triggers the invocation of MemAliasAll (lines 12–20) in future iterations. All the other branches deal with method entry/exit edges to guarantee calling context sensitivity. Finally, a new tuple is added to the worklist (line 39).

Next, we give an example to illustrate the major steps involved in our $CR(n)$ translation algorithm.

Example 5.2 ($CR(n)$ Translation on the ISPG). Given the CE pair $(c = \text{foo} \xrightarrow{6} \text{main}, e = \langle o_{15}, a_{19}, \dots \rangle)$ for the running example in Figure 4a, we show how Algorithm 1 translates reference contexts using the corresponding ISPG in Figure 4b. First, since variable a_{19} points to S_8 on the graph and o_{15} is the object captured by the dynamic analysis, we know that there must exist a MemAlias-path from S_8 to o_{15} . So we query MemAlias (line 6) to find the first sub-path l_1 from S_8 to o_{15} using c as the constraint. Example 5.1 has already given such a path. Its path string s_{l_1} clearly satisfies the constraint π_c , i.e., $\pi_{c_6} \vdash s_{l_1}$. Because there is only one such path, the stack set T_M returned by MemAlias contains only one stack $t_M = \{“”_3, “(”_6\}$, which corresponds to the reduced M -component “ $($ ”₆ of the path string s_{l_1} . A tuple $(o_{15}, t_M, \emptyset, false)$ is thus added to worklist W (line 9) and is processed by the first iteration of the loop on line 10.

Since o_{15} is an object node, we traverse its incoming edges to find the second subpath l_2 . Node o_{15} has one incoming edge $S_{11} \xrightarrow{16} o_{15}$. Hence, we add a new tuple $(S_{11}, t'_M, \emptyset, false)$ to the worklist, where $t'_M = \{“”_{16}, “(”_3, “(”_6\}$. When this tuple is processed in the next iteration, we skip the MemAliasAll query on lines 12–20 since b is *false* and proceed to inspecting S_{11} 's incoming edges. Node S_{11} has one incoming field points-to edge $S_{12} \xrightarrow{\text{arr_elm}} S_{11}$ and S_{12} has not been visited yet. We process this edge (lines 29–31) and add the tuple $(S_{12}, t'_M, t'_H, true)$ to the worklist (line 39) where $t'_M = \{“”_{16}, “)”_3, “(”_6\}$ and t'_H contains only $(S_{12}, \text{arr_elm})$.

The next iteration of the loop retrieves this tuple and queries MemAliasAll on S_{12} using t'_M as the string constraint str at line 14. MemAliasAll returns two node-stack pairs w.r.t. S_6 and o_{27} . Consider the returned pair (o_{27}, T''_M) , where T''_M contains only one stack $t''_M = \{“”_{10}, “)”_2, “(”_6\}$. Lines 17–20 replace the top of stack t'_H with $(o_{27}, \text{arr_elm})$, which generates a new stack t''_H , and then add the tuple $(o_{27}, t''_M, t''_H, false)$ into worklist W . Finally, the check on line

Table 2. Analysis performance and precision on DaCapo-2006: we report, for each program, the total number M of statically reachable methods, the analysis time T averaged across the translation queries (in seconds), the length of dynamic calling contexts CL averaged across the queries, the average number of methods TM traversed to answer each query, the ratio NR between the numbers of the static and dynamic reference paths, and the ratio LR between the maximum lengths of the dynamic and static reference paths.

<i>Bench</i>	<i>M(K)</i>	<i>T(s)</i>	<i>CL</i>	<i>TM</i>	<i>NR</i>	<i>LR</i>
antlr	12.9	11.6	19	438	1.0	1.0
bloat	10.8	16.4	16	188	1.0	2.0
chart	17.4	27.6	16	80	1.0	2.8
hsqldb	12.5	13.9	23	1628	1.3	1.7
luindex	10.7	5.2	8	16	1.0	1.0
lusearch	10.2	8.9	15	1413	1.0	1.0
fop	23.5	16.7	8	23	1.0	1.0
pmd	15.3	29.1	50	796	1.0	1.0
kython	27.5	12.4	2	14	1.0	1.0
xalan	12.8	14.8	5	14	1.0	4.5
eclipse	41.0	10.4	10	187	1.0	2.7
geomean		13.7			1.02	1.56

23 returns true and reports a reference context $o_{27} \xrightarrow{arr_elm} o_{15}$ of length 1. Similarly, further processing of the worklist tuple $(o_{27}, t''_M, t''_H, false)$ obtains another reference context $o_{10} \xrightarrow{array} o_{27}$. As a result, the CR(2) translation has found one new reference context $o_{10} \xrightarrow{arr_elm} o_{27} \xrightarrow{arr_elm} o_{15}$, which reveals the logical `ArrayList` object (defined at line 10 in Figure 4a) that “contains” the event object in the CE pair.

6 Evaluation

Our implementation includes a Soot-based analysis implementation and the modification of CCU [14] on JikesRVM that enables heap dumping for two real dynamic analyses implemented in CCU – a leak detector Sleigh [8] and a race detector Pacer [7]. To demonstrate the effectiveness of our translation, we conducted two sets of experiments. The first experiment focused on understanding how our analysis performs under different parameters n based on the DaCapo benchmark set [6].

The second experiment, which contained studies focused on Sleigh and Pacer, was designed to assess whether the translated contexts could help developers better understand the reported problems. All experiments were executed on a machine with an Intel Xeon E5620 2.40GHz processor, running Linux 2.6.18. The maximal heap size specified for each program run was 2GB. We used the 2006 version of DaCapo because CCU was built on an old version of JikesRVM (3.1.1), which could not execute a few programs in the most recent version of DaCapo (9.12).

6.1 Static Analysis

To assess the cost and precision of our analysis, we took the 20 most stale objects for each program reported by the Sleigh leak detector in CCU. These 20 objects, their allocation sites, and the calling contexts of their last use sites were reported together. Since we modified CCU to dump the heap (discussed in Section 1), we were able to find the complete set of reference paths leading to any leaking object offline in the heap dump. These 20 objects were fed to our static analysis for context translation. The call chain in each sample was used as analysis input and the dynamic reference paths (which are complete) in the heap dumps were used as an *oracle*, against which the results of our analysis are compared to understand the analysis precision. We set n to a very large number (*i.e.*, 10) to let our analysis find the longest possible paths under a budget (*i.e.*, the maximum number of edges traversed). We used 20K in our experiments – when the budget is encountered, our analysis stops the attempt to “grow” any paths and reports the set of paths found.

Note that we have also run our static analysis on the Pacer reports. These results are not shown due to space limitations. In addition, while Pacer and Sleigh are two different dynamic analyses, from the perspective of static analysis, there is no difference between them – our static analysis analyzes the same (DaCapo) programs; the heaps for each program execution from Sleigh and Pacer are also the same. The numbers for Pacer are very similar.

Table 2 reports two major measurements: (1) analysis performance – the average time T taken to answer each query and (2) analysis precision measured in two aspects NR and LR . NR is calculated as $\frac{SN}{DN}$ averaged across the 20 objects, where SN is the number of *non-overlapping* reference paths reported by the static analysis and DN is its dynamic counterpart extracted from the heap dumps. Two reference paths are non-overlapping if one is not the suffix of another. The higher NR , the less precise the static analysis. LR is calculated as $\frac{DL}{SL}$, where SL and DL are the maximum lengths of the static and dynamic reference paths, respectively. The higher LR , the less precise the analysis.

We make several observations on these numbers. First, the translation time is reasonably small – due to the demand-driven nature of the analysis, the amounts of time needed to answer queries are all within 30 seconds. Clearly, our technique significantly reduces the runtime overhead of a dynamic analysis since a heap dump typically takes dozens of minutes to several hours.

Second, the quality of the statically reported paths is high – this is reflected by the closeness (1) between the numbers of static and dynamic reference paths (*i.e.*, NR) and (2) between the maximum lengths of the static and dynamic paths (*i.e.*, LR). Specifically, the geomeans of NR and LR are **1.02** and **1.56**, respectively, indicating that the statically inferred reference paths are close to their dynamic counterparts.

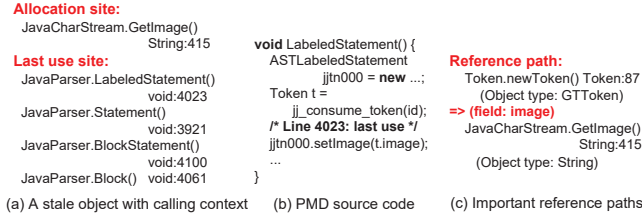


Figure 5. Memory leak example in PMD; each site is presented as “Class.function(args) returnType:lineNum”.

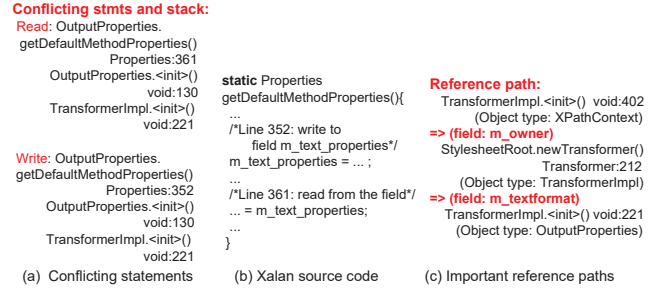


Figure 8. Data race example in Xalan.

useful to pinpoint root causes for all but a few trivial cases that can be easily understood without any context information. Figure 5 – 8 show an array of representative cases in which reference contexts provide significant benefit for problem diagnosis.

Memory Leak Diagnosis. Figure 5 shows an example in PMD — a static analysis based bug detector for Java. CCU reports that a stale object, which is created in method `getImage()` on line 415 of class `JavaCharStream` shown in Figure 5(a). The calling context reveals that the last use site of this object is on line 4023 of method `LabeledStatement()`, whose source code is shown in Figure 5(b). An inspection of the source code leads us to suspect that the stale object is cached in the `image` field of a `Token` object. However, there are many different kinds (subclasses) of `Token`. Developing a fix is impossible without knowing the particular `Token` type that unnecessarily references the stale object. This information is revealed explicitly by our reference path shown in Figure 5(c), which shows that only the `image` field of `GTToken` objects contains unnecessary references. They should be removed after the referenced strings are used.

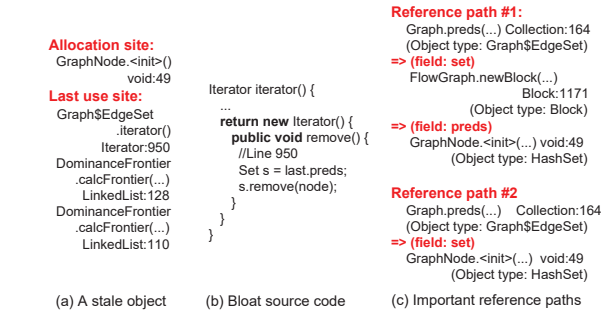


Figure 6. Memory leak example in Bloat.

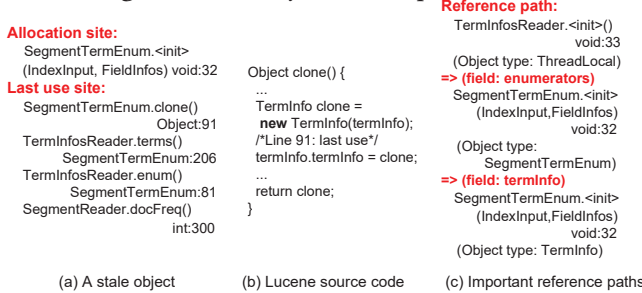


Figure 7. Memory leak example in Lucene search.

The *LR* of *xalan* is an outlier. The reason why our static analysis could not find longer reference paths was due to the massive use of recursive data structures to represent XML attributes. The heap writes that initialize these attributes are all in loops. Similarly to [45], we soundly model recursive data structures with artificially created wildcard (*) fields, which causes precision loss. Without precise reasoning of loop iterations (as done in an expensive shape analysis [33]), it is difficult to understand how many times a particular field reference appears in a recursive data structure.

In summary, our analysis makes it possible for the developer to spend an average of **13.7 seconds** obtaining precise reference path information that would have otherwise taken several hours to profile (*cf.* Figure 1).

6.2 Usefulness Studies

To understand whether the reference paths are indeed useful to explain problems, we have manually checked all the reference paths produced by our analysis for 20 stale objects reported by the Sleigh memory leak detector and 20 racy objects reported by the Pacer race detector in each program. Our experience shows that the reported reference paths are

Figure 6 shows an example in Bloat. The leaking object reported is a `HashSet` object created in the constructor of class `GraphNode` and referenced by its field `preds`. As shown in Figure 6(a) and (b), the last use site of the object is in the iterator code where the set is retrieved from field `preds` in order to remove an object from it. The calling context shows that method `iterator` is invoked when the dominance frontier is computed, which does not give us any useful information of why it is not used again after a node is removed. Our static analysis reports two important reference paths (Figure 6(c)). The first one shows that the leaking object, although created in `GraphNode`, is actually referenced by an object of `Block`, which is a subtype of `GraphNode`. This information is very valuable because `GraphNode` has more than 20 subclasses, each of which has a specific structure (*e.g.*, with different numbers and types of predecessors and successors). Knowing the subtype `Block` immediately directs us to check its logic of adding/removing predecessors.

The second reference path shows us a more surprising piece of information — the leaking object is also referenced by an inner class `Graph$EdgeSet`. This class is created inside `Graph` to facilitate edge traversal. When an edge iterator is

created for a node, the node's predecessor set (*i.e.*, the leaking object) is cached in its `Graph$EdgeSet`. Hence, just releasing the leaking object from `Block` is not enough; we need to additionally clear the cache from `Graph$EdgeSet`.

Figure 7 shows another leak extracted from Lucene search. With the calling context information and the stale object's allocation site in Figure 7(a), we can see that an object of type `SegmentTermEnum` is cloned and then caches the cloned object in a field of itself (`termInfo` is a field of object `SegmentTermEnum`) (in Figure 7(b)). By investigating the reference path in Figure 7(c), we understand that it is the `ThreadLocal` object that caches the original `SegmentTermEnum` object, which, in turn, caches its clone. The leak can be fixed by letting `ThreadLocal` object cache the clone instead of the original object. Finding where the original `SegmentTermEnum` object is referenced is nearly impossible by inspecting only the calling context — the store that writes it into the `ThreadLocal` object is executed during thread creation, which is in the DaCapo harness code that is not even part of Lucene.

Data Race Diagnosis. Figure 8 shows a data race example reported by Pacer [7]. The race occurs when the read statement at line 352 and the write statement at line 361 (shown in Figure 8(b)) are executed concurrently without any protection. Many other races reported by Racer are also *w.r.t.* the same field `m_text_properties`. It is easy to see that we need to protect this field, but knowing where this protection should be added is challenging. After seeing the reference path reported by our analysis (Figure 8(c)), it is immediately clear to us that `m_text_properties` is a field of a `TransformerImpl` object, which is referenced by an `XPathContext` object.

To safely process different XML files in different threads, we should let `XPathContext` reference a distinct `TransformerImpl` object for each thread, instead of sharing one single `TransformerImpl` object among threads. To fix the race, we can change the field `m_owner` in `XPathContext` to a hash map or array, each element of which stores a `TransformerImpl` object for a thread. Note that without this reference context, we would have focused only on the field `m_text_properties` and developed a naïve fix by synchronizing all accesses of this field. This has two problems: (1) it is clearly not as efficient as the synchronization-free approach mentioned above; and (2) `TransformerImpl` has many other fields that are not protected as well; only synchronizing `m_text_properties` is not sufficient.

We have also found many cases in Eclipse that are similar to this one — one single data processor (such as parser, tokenizer, *etc.*) object is used by multiple threads to process different data items. These cases are omitted due to space limitations. Pacer reports races *w.r.t.* multiple fields of the processor object. Without the reference information, one would have to develop many synchronizations to ensure that the one processor can be used safely by multiple threads. Inspecting the reference paths would quickly direct the developer's attention to the classes higher than the processor

class on the reference hierarchy (*e.g.*, its direct and transitive owning classes), helping her understand how the processor is retrieved in different threads and determine in what class fixes can be added to achieve both safety and efficiency.

7 Related Work

Many dynamic analyses [7, 9, 19, 32, 34, 39, 42, 43, 54] need to profile either calling contexts or reference contexts.

The CFL-reachability formulation [47] is first introduced for database query evaluation. Later work of Reps *et al.* [13, 26, 28, 30, 31] proposes to model realizable paths using a context-free language that treats method calls and returns as pairs of balanced parentheses.

CFL-reachability can be used to formulate many static analyses, such as polymorphic flow analysis [24], shape analysis [27], context-insensitive [38, 52] and context-sensitive [38, 46] points-to analysis, and information flow analysis [20]. The work in [16, 22] studies the connection between CFL-reachability and set-constraints, shows the connection between the two problems. Kodumal *et al.* [17] extend the set constraints to express analyses involving one context-free and any regular reachability properties.

CFL-reachability is also investigated in the context of recursive state machines [3], streaming XML [2], and pushdown languages [4]. Sridharan *et al.* define a CFL-reachability formulation to precisely model heap accesses, which results in demand-driven points-to analyses for Java [37, 38, 41]. Combining the CFL-reachability formulations of both heap accesses and interprocedural realizable paths, [37] proposes a context-sensitive analysis that achieves high precision by refining points-to relationships. Zheng and Rugina [53] propose a CFL-reachability-based formulation of demand-driven alias analysis for C. Xu *et al.* [45] propose the symbolic points-to graph (SPG) representation of the program. Recent work used CFL-reachability for library summarization [40] or specification inference [5]. Much work [10, 12, 49–51] has also been done to improve the efficiency of solving CFL-reachability.

8 Conclusion

The generality of CG-CFL is beyond this particular application. It defines a general framework for a class of interleaved language ($A \cap B$) reachability problems. In particular, the framework can answer queries of the form: *if there are constraints over the strings of one language (A) and/or over the CFL paths, what should the strings of the other language (B) look like?* Future work will further explore this formulation.

Acknowledgments

We thank Mooly Sagiv for shepherding the paper and the anonymous reviewers for their comments. This material is based upon work supported by NSF under the grants CCF-1528133, CCF-1618158, CNS-1613023, and CNS-1703598, and by ONR under the grants N00014-14-1-0549, N00014-16-1-2913, and N00014-18-1-2037.

References

- [1] Edward E. Aftandilian and Samuel Z. Guyer. 2009. GC Assertions: Using the Garbage Collector to Check Heap Properties. In *PLDI*. 235–244.
- [2] Rajeev Alur. 2007. Marrying Words and Trees. In *PODS*. 233–242.
- [3] Rajeev Alur, Michael Benedikt, Kousha Etesami, Patrice Godefroid, Thomas Reps, and Mihalis Yannakakis. 2005. Analysis of Recursive State Machines. *ACM Trans. Program. Lang. Syst.* 27, 4 (2005), 786–818.
- [4] Rajeev Alur and P. Madhusudan. 2004. Visibly Pushdown Languages. In *STOC*. 202–211.
- [5] Osbert Bastani, Saswat Anand, and Alex Aiken. 2015. Specification Inference Using CFL Reachability. In *POPL*. 553–566.
- [6] S. M. Blackburn, R. Garner, C. Hoffman, A. M. Khan, K. S. McKinley, R. Bentzur, A. Diwan, D. Feinberg, D. Frampton, S. Z. Guyer, M. Hirzel, A. Hosking, M. Jump, H. Lee, J. E. B. Moss, A. Phansalkar, D. Stefanović, T. VanDrunen, D. von Dincklage, and B. Wiedermann. 2006. The DaCapo Benchmarks: Java Benchmarking Development and Analysis. In *OOPSLA*. 169–190.
- [7] Michael D. Bond, Graham Z. Baker, and Samuel Z. Guyer. 2010. Bread-crumbs: Efficient Context Sensitivity for Dynamic Bug Detection Analyses. In *PLDI*. 13–24.
- [8] Michael D. Bond and Kathryn S. McKinley. 2006. Bell: Bit-encoding online memory leak detection. In *ASPLOS*. 61–72.
- [9] Michael D. Bond and Kathryn S. McKinley. 2007. Probabilistic Calling Context. In *OOPSLA*. 97–112.
- [10] Swarat Chaudhuri. 2008. Subcubic Algorithms for Recursive State Machines. In *POPL*. 159–169.
- [11] Cormac Flanagan and Stephen N. Freund. 2009. FastTrack: Efficient and Precise Dynamic Race Detection. In *PLDI*. 121–133.
- [12] Nevin Heintze and David McAllester. 1997. On the Cubic Bottleneck in Subtyping and Flow Analysis. In *LICS*. 342–351.
- [13] Susan Horwitz, Thomas Reps, and Mooly Sagiv. 1995. Demand interprocedural dataflow analysis. In *FSE*. 104–115.
- [14] Jipeng Huang and Michael D. Bond. 2013. Efficient context sensitivity for dynamic analyses via calling context uptrees and customized memory management. In *OOPSLA*. 53–72.
- [15] IBM. 2017. Whole System Analysis of Idle Time (WAIT). <https://wait.ibm.com/>. (2017).
- [16] John Kodumal and Alex Aiken. 2004. The Set Constraint/CFL Reachability Connection in Practice. In *PLDI*. 207–218.
- [17] John Kodumal and Alex Aiken. 2007. Regularly annotated set constraints. In *PLDI*. 331–341.
- [18] Jens Krinke. 2004. Context-Sensitivity Matters, But Context Does Not. In *SCAM*. 29–35.
- [19] Jianjun Li, Zhenjiang Wang, Chenggang Wu, Wei-Chung Hsu, and Di Xu. 2014. Dynamic and Adaptive Calling Context Encoding. In *CGO*. 120–131.
- [20] Ying Liu and Ana Milanova. 2008. Static analysis for inference of explicit information flow. In *PASTE*. 50–56.
- [21] Evan K. Maxwell, Godmar Back, and Naren Ramakrishnan. 2010. Diagnosing Memory Leaks Using Graph Mining on Heap Dumps. In *KDD*. 115–124.
- [22] David Melski and Thomas Reps. 2000. Interconvertibility of a Class of Set Constraints and Context-Free-Language Reachability. *Theoretical Computer Science* 248 (2000), 29–98.
- [23] Nick Mitchell, Edith Schonberg, and Gary Seivitsky. 2009. Making Sense of Large Heaps. In *ECOOP*. 77–97.
- [24] J. Rehof and M. Fähndrich. 2001. Type-Based Flow Analysis: From Polymorphic Subtyping to CFL-Reachability. In *POPL*. 54–66.
- [25] Christoph Reichenbach, Neil Immerman, Yannis Smaragdakis, Edward Aftandilian, and Samuel Z. Guyer. 2010. What Can the GC Compute Efficiently? A Language for Heap Assertions at GC Time. In *OOPSLA*. 256–269.
- [26] Thomas Reps. 1994. Solving demand versions of interprocedural analysis problems. In *CC*. 389–403.
- [27] Thomas Reps. 1995. Shape analysis as a generalized path problem. In *PEPM*. 1–11.
- [28] Thomas Reps. 1998. Program Analysis via Graph Reachability. *Information and Software Technology* 40, 11–12 (1998), 701–726.
- [29] Thomas Reps. 2000. Undecidability of context-sensitive data-independence analysis. *ACM TOPLAS* 22, 1 (2000), 162–186.
- [30] Thomas Reps, Susan Horwitz, Mooly Sagiv, and Genevieve Rosay. 1994. Speeding up slicing. In *FSE*. 11–20.
- [31] Thomas Reps, Susan Horwitz, and Shmuel Sagiv. 1995. Precise Interprocedural Dataflow Analysis via Graph Reachability. In *popl*. 49–61.
- [32] Nathan P. Ricci, Samuel Z. Guyer, and J. Eliot B. Moss. 2013. Elephant Tracks: Portable Production of Complete and Precise GC Traces. In *ISMM*. 109–118.
- [33] Mooly Sagiv, Thomas Reps, and Reinhard Wilhelm. 1999. Parametric Shape Analysis via 3-Valued Logic. *ACM TOPLAS* 24, 3 (1999), 217–298.
- [34] Julian Seward and Nicholas Nethercote. 2005. Using Valgrind to Detect Undefined Value Errors with Bit-precision. In *USENIX*. 17–30.
- [35] Soot 2017. Soot. <http://sable.github.io/soot/>. (2017).
- [36] Johannes Späth, Lisa Nguyen Quang Do, Karim Ali, and Eric Bodden. 2016. Boomerang: Demand-Driven Flow- and Context-Sensitive Pointer Analysis for Java. In *ECOOP*. 12:1–12:2.
- [37] Manu Sridharan and Rastislav Bodik. 2006. Refinement-Based Context-Sensitive Points-To Analysis for Java. In *PLDI*. 387–400.
- [38] Manu Sridharan, Denis Gopan, Lexin Shan, and Rastislav Bodik. 2005. Demand-driven points-to analysis for Java. In *OOPSLA*. 59–76.
- [39] William N. Sumner, Yunhui Zheng, Dasarath Weeratunge, and Xiangyu Zhang. 2010. Precise Calling Context Encoding. In *ICSE*. 525–534.
- [40] Hao Tang, Xiaoyin Wang, Lingming Zhang, Bing Xie, Lu Zhang, and Hong Mei. 2015. Summary-Based Context-Sensitive Data-Dependence Analysis in Presence of Callbacks. In *POPL*. 83–95.
- [41] Rei Thiessen and Ondrej Lhoták. 2017. Context transformations for pointer analysis. In *PLDI*. 263–277.
- [42] Rongxin Wu, Xiao Xiao, Shing-Chi Cheung, Hongyu Zhang, and Charles Zhang. 2016. Casper: an efficient approach to call trace collection. In *POPL*. 678–690.
- [43] Guoqing Xu, Michael D. Bond, Feng Qin, and Atanas Rountev. 2011. LeakChaser: Helping programmers narrow down causes of memory leaks. In *PLDI*. 270–282.
- [44] Guoqing Xu and Atanas Rountev. 2008. Precise Memory Leak Detection for Java Software Using Container Profiling. In *ICSE*. 151–160.
- [45] Guoqing Xu, Atanas Rountev, and Manu Sridharan. 2009. Scaling CFL-reachability-based points-to analysis using context-sensitive must-not-alias analysis. In *ECOOP*. 98–122.
- [46] Dacong Yan, Guoqing Xu, and Atanas Rountev. 2011. Demand-Driven Context-Sensitive Alias Analysis for Java. In *ISSTA*. 155–165.
- [47] Mihalis Yannakakis. 1990. Graph-theoretic Methods in Database Theory. In *PODS*. 230–242.
- [48] YourKit. 2017. YourKit Profiler. <https://www.yourkit.com>. (2017).
- [49] Hao Yuan and Patrick Eugster. 2009. An Efficient Algorithm for Solving the Dyck-CFL-Reachability Problem on Trees. In *ESOP*. 175–189.
- [50] Qirun Zhang, Michael R. Lyu, Hao Yuan, and Zhendong Su. 2013. Fast Algorithms for Dyck-CFL-reachability with Applications to Alias Analysis. In *PLDI*. 435–446.
- [51] Qirun Zhang and Zhendong Su. 2017. Context-sensitive data-dependence analysis via linear conjunctive language reachability. In *POPL*. 344–358.
- [52] Qirun Zhang, Xiao Xiao, Charles Zhang, Hao Yuan, and Zhendong Su. 2014. Efficient Subcubic Alias Analysis for C. In *OOPSLA*. 829–845.
- [53] Xin Zheng and Radu Rugina. 2008. Demand-Driven Alias Analysis for C. In *POPL*. 197–208.
- [54] Xiaotong Zhuang, Mauricio J. Serrano, Harold W. Cain, and Jong-Deok Choi. 2006. Accurate, Efficient, and Adaptive Calling Context Profiling. In *PLDI*. 263–271.