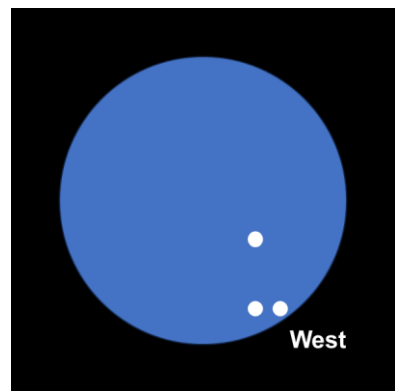


Establishing Cardinal Directions in the Eyepiece

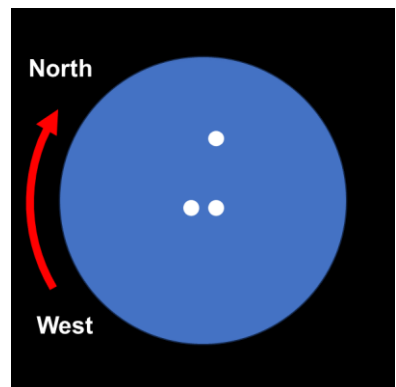
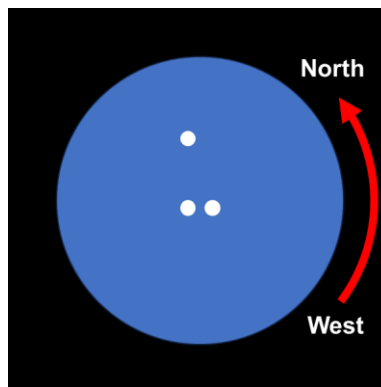
1. Place the object being observed in the center of your eyepiece's Field of View.
2. If your telescope is using tracking, temporarily disable it.



3. Wait for the object to drift to the edge of the field off view.
4. The side where the object drifts out of the field is West. Mark that on the sketch in your observation log.



5. Then you determine the direction of North.
6. Determine if your telescope has an even number or an odd number of mirrors.
 - a. Even number (0 or 2) North is counterclockwise from West. (image is inverted)
 - b. Odd number (1 or 3) North is clockwise from West. (image is mirrored)



7. So how many mirrors does your telescope use?

Refractor with a camera, and no diagonal	0
Refractor used visually, no diagonal (like a spyglass)	0
Refractor used visually with a diagonal (for east of use)	1
Newtonian or Dobsonian	2
Schmidt-Cassegrain or Maksutov-Cassegrain with a camera, and no diagonal	2
Schmidt Cassegrain, Maksutov Cassegrain, Corrected Dahl Kirkham, or a Ritchey-Cretien with a diagonal	3
Coude/Nesmith	3