

# Germany's Sixth National Report to the CBD

## **Aichi Target 1**

### **Awareness of the value of biological diversity and of the steps towards implementation**

**By 2020, at the latest, people are aware of the values of biodiversity and the steps they can take to conserve and use it sustainably.**

## **National Target 1**

**The importance of biological diversity is firmly embedded in public awareness. The way people act is increasingly geared to this and results in a marked reduction in pressures on biological diversity.**

### **[Section I. Information on the targets being pursued at the national level**

If your country has set and/or adopted national targets or equivalent commitments related to the Strategic Plan for Biodiversity 2011-2020 please use the following template to describe them. Please complete this template for each of your country's national targets. National targets entered in this section will be linked to section III so that progress in their implementation can be assessed. If your country has not set or adopted any national targets related to the Strategic Plan for Biodiversity 2011-2020 please indicate so in the first box and move to section II.]

#### **I. Information on the targets being pursued at the national level**

My country has adopted national biodiversity targets or equivalent commitments in line with the Strategic Plan for Biodiversity 2011-2020 and the Aichi Targets

or

My country has not adopted national biodiversity targets and is reporting progress using the Aichi Biodiversity Targets for reference. (Move to section II. In section III, the Aichi Biodiversity Targets should be used for the purpose of this report as the national targets and progress should be assessed towards their achievement in the national context.)

**National Target 1** (Please use the official title, if available)

The importance of biological diversity is firmly embedded in public awareness. The way people act is increasingly geared to this and results in a marked reduction in pressures on biological diversity.

#### **Rationale for the national target**

Activities to conserve biological diversity need the support of society.

**Level of application** (Please specify the level to which the target applies):

- Regional/multilateral – please indicate area concerned <Text entry>  
 National/federal  
 Subnational – please indicate area concerned <Text entry>

**Relevance of the national targets to the Aichi Biodiversity Targets** (Links between national targets and Aichi Biodiversity Targets.)

**Main related Aichi Biodiversity Targets** (Please select one or more Aichi Biodiversity Target to which the national target is wholly or partially related. Parties can select an entire target or a target component (not shown below))

- 1  6  11  16  
 2  7  12  17  
 3  8  13  18  
 4  9  14  19  
 5  10  15  20

**Other related Aichi Biodiversity Targets** (Please select one or more Aichi Biodiversity Target to which the national target is indirectly related.)

- 1  6  11  16  
 2  7  12  17  
 3  8  13  18  
 4  9  14  19  
 5  10  15  20

or

- National target has no corresponding Aichi Biodiversity Target or relates to other parts of the Strategic Plan for Biodiversity – please explain

<Text entry>

**Other relevant information** (Please use this field to provide any other relevant information, such as the process of developing and adopting the national target, the stakeholders involved or the strategies and plans in which this national target has been included.)

The national targets described in the National Report are set out in the National Strategy on Biological Diversity. The strategy formulates a concrete vision for the future, and specifies quality targets and action objectives for all biodiversity-related topics. The National Strategy contains a large number of targets (> 300), the most important of which were selected for the National Report. In the overall strategy, equal consideration is given to environmental, economic and social aspects, in keeping with the guiding principle of sustainability.

Government cannot simply dictate sustainable development. The players in industry and society must make this topic their own if the strategy is to be successfully implemented and its targets met. With this in mind, experts were consulted at a very early stage in the process.

**Relevant websites, web links, and files** (Please use this field to indicate any relevant websites, web links or documents where additional information related to this national target can be found.)

[https://www.bmu.de/fileadmin/Daten\\_BMU/Pool/Broschueren/nationale\\_strategie\\_biologische\\_vielfalt\\_2015\\_bf.pdf](https://www.bmu.de/fileadmin/Daten_BMU/Pool/Broschueren/nationale_strategie_biologische_vielfalt_2015_bf.pdf)

## Measure 1: Survey of social awareness of biological diversity

**[Section II. Implementation measures taken, assessment of their effectiveness, associated obstacles and scientific and technical needs to achieve national targets**

Using the template below, please report on the major measures your country has taken to implement its national biodiversity strategy and action plan. Please also provide an assessment of the effectiveness of these measures. The template should be replicated for each measure reported.]

### II. Implementation measures, their effectiveness, and associated obstacles and scientific and technical needs to achieve national targets

**Describe a measure taken to contribute to the implementation of your country's national biodiversity strategy and action plan**

Nature awareness studies have been conducted and published every two years since 2009 on behalf of the German Federal Ministry for the Environment, Nature Conservation and Nuclear Safety (BMU) and the Federal Agency for Nature Conservation (BfN). The fundamental task of the nature awareness studies is to assess social attitudes towards nature and biological diversity by means of a nationally representative survey of the German-speaking resident population aged 18 and older. The "social indicator" determined in the context of the study measures the percentage of respondents who exhibit a sufficiently high level of awareness of biological diversity.

**For the implementation measure, please indicate to which national or Aichi Biodiversity Target(s) it contributes**

**National Target 1:**

The importance of biological diversity is firmly embedded in public awareness. The way people act is increasingly geared to this and results in a marked reduction in pressures on biological diversity.

**Aichi Target 1:**

Awareness of the value of biological diversity and of steps towards implementation

**Assessment of the effectiveness of the implementation measure taken in achieving desired outcomes:**

- Measure taken has been effective
- Measure taken has been partially effective
- Measure taken has been ineffective
- Unknown

**Please explain the selection and where possible indicate the tools or methodology used for the assessment of effectiveness above**

The studies have been conducted every two years since 2009, i.e. at regular intervals. The fundamental task of the nature awareness study is to assess social attitudes towards nature and biological diversity. The study

provides up-to-date and empirically verified data, which are valuable foundations for nature conservation policy, public discourse and educational work. The population of the study is the German-speaking resident population aged 18 years and older. More than 2,000 people are interviewed in computer assisted personal interviews (CAPI).

**Relevant websites, web links and files** (Please use this field to indicate any relevant websites, web links or documents where additional information related to this assessment can be found)

[https://www.bmu.de/fileadmin/Daten\\_BMU/Pool/Broschueren/naturbewusstseinsstudie\\_2017\\_en\\_bf.pdf](https://www.bmu.de/fileadmin/Daten_BMU/Pool/Broschueren/naturbewusstseinsstudie_2017_en_bf.pdf)

**Other relevant information**, including case studies to illustrate how the measure taken has resulted in (or is expected to result in) outcomes that contribute to the implementation of the NBSAP

The nature awareness study is an instrument for monitoring public awareness of nature, nature conservation and biological diversity. The surveys of nature awareness are anchored as a concrete action target in the National Strategy on Biological Diversity. The study provides the data needed to calculate the “social indicator”. In addition, the findings of the study are intended to serve as the basis for deriving sound advice and strategies for nature conservation policy, general and target group-specific nature conservation communication and for educational work, against the background of a wide range of scientific findings (including environmental psychology, sociology and communication sciences).

In order to uncover trends in nature awareness among the population, a basic set of consistent questions is retained in every nature awareness study. In addition, each study takes up new topics that make it possible to link into current discussions and areas of nature conservation policy.

**Relevant websites, web links and files** (Please use this field to indicate any relevant websites, web links or documents where additional information can be found)

<Add link> <Add file>

**Obstacles and scientific and technical needs related to the measure taken:** Please describe what obstacles have been encountered and any scientific and technical needs for addressing these, including technical and scientific cooperation, capacity development activities or the need for guidance materials.

<Text entry>

**Relevant websites, web links and files** (Please use this field to indicate any relevant websites, web links or documents where additional information related to these obstacles and scientific and technical needs can be found).

<Add link> <Add file>

## Measure 2: Conducting projects to raise public awareness

[Section II. Implementation measures taken, assessment of their effectiveness, associated obstacles and scientific and technical needs to achieve national targets

Using the template below, please report on the major measures your country has taken to implement its national biodiversity strategy and action plan. Please also provide an assessment of the effectiveness of these measures. The template should be replicated for each measure reported.]

## II. Implementation measures, their effectiveness, and associated obstacles and scientific and technical needs to achieve national targets

### Describe a measure taken to contribute to the implementation of your country's national biodiversity strategy and action plan

In order to ensure that all key actors are actively involved in implementing the National Strategy on Biological Diversity (NBS), to inform them and to support them in endeavours to take action, a broad-based dialogue process was established to accompany the National Strategy. The purpose of the dialogue is to encourage actors in the public sector – but also those in the private sector, science and wider society – to commit themselves to preserving an intact and diverse natural environment. The dialogue process for the NBS relies on holding regular information events, discussion meetings and workshops aimed at ensuring that all key actors are constantly involved and at supporting the establishment of long-term networks and partnerships. At the same time, the actors addressed through the dialogue process also serve as multipliers, raising social awareness of biodiversity among the general public.

In Germany, the activities undertaken as part of the UN Decade on Biodiversity 2011-2020 are closely linked with implementation of the National Strategy on Biological Diversity. The activities focus on using competitions (project competitions, photo competitions etc.), a touring exhibition, and press and public relations – in some cases with prominent UN Decade ambassadors – to improve awareness of biodiversity across society as a whole.

In addition to the activities within the NBS dialogue process and the German activities forming part of the UN Decade on Biodiversity 2011-2020, other projects aimed at specific target groups are being implemented with the intention of raising awareness of biodiversity among certain parts of the population. These include projects with young people, people from ethnic minorities, people with disabilities and socially and economically disadvantaged population groups.

### For the implementation measure, please indicate to which national or Aichi Biodiversity Target(s) it contributes

#### National Target 1:

The importance of biological diversity is firmly embedded in public awareness. The way people act is increasingly geared to this and results in a marked reduction in pressures on biological diversity.

#### Aichi Target 1:

Awareness of the value of biological diversity and of steps towards implementation

### Assessment of the effectiveness of the implementation measure taken in achieving desired outcomes:

- Measure taken has been effective
- Measure taken has been partially effective
- Measure taken has been ineffective
- Unknown

### Please explain the selection and where possible indicate the tools or methodology used for the assessment of effectiveness above

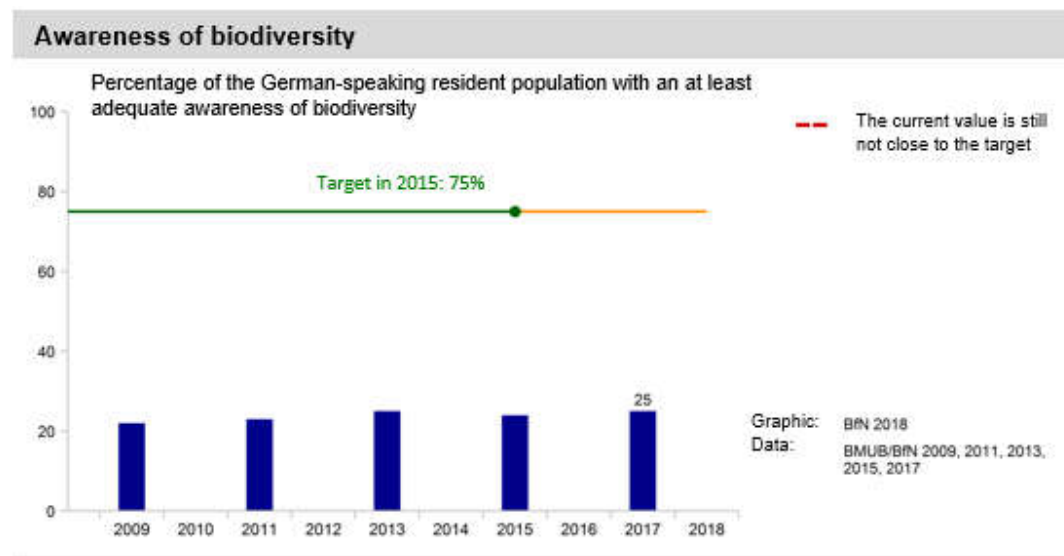
The dialogue process that has accompanied implementation of the National Strategy on Biological Diversity in Germany since 2007 has played a successful part in informing actors from business, politics, science and society of the importance of biodiversity and encouraging them to take specific action. In this way, it has been possible to make use of multiplier effects, which have helped consolidate even more firmly the idea that protecting nature and biological diversity is a task for society as a whole.

Nevertheless, the nature awareness studies in recent years have shown that social consciousness of the importance of biological diversity barely changed overall during that period. Only 25% of the respondents were seen to exhibit a sufficiently high level of awareness of biological diversity.

According to the survey results from October and November 2017, 25% of the German-speaking population aged 18 and over had at least an adequate knowledge of biological diversity and a positive attitude to it, and also expressed their readiness to act accordingly. Thus, not only does the overall indicator still far short of the target, there is no indication of a positive trend towards achieving it. The figures for the overall indicator fluctuate by no more than three percentage points in the period between 2009 and 2017. The differences between the figures are statistically insignificant.

If the individual sub-indicators are viewed separately, a differentiated picture appears. Of the respondents in 2017, 42% are familiar with and understand the term biological diversity (“knowledge” indicator). 54% of the respondents have positive attitudes towards biological diversity (“attitude” indicator) and 56% are willing to gear their behaviour to meet the goal of preserving biological diversity (“willingness to act” indicator). As is the case with the overall indicator, there are only slight variations in the time series for the “knowledge” and “attitude” sub-indicators. The “willingness to act” sub-indicator fluctuates somewhat more widely. There is a spread of 13 percentage points in these figures, ranging from a low of 46% in 2011 to a high of 59% in 2015. All three sub-indicators are thus still well below the specified target value of 75%.

There is therefore a need to take appropriate steps at all three levels of awareness-raising. Programmes to educate and inform the public should be aimed at different target groups and should take differentiated account of their particular needs and interests. Whether people are familiar with the term “biodiversity” and know what it means is primarily a question of their social situation: people from disadvantaged social backgrounds are significantly less likely to know what the term means. Furthermore, the figures for personal attitudes and willingness to take action to protect biological diversity are also lower in these social groups. The National Strategy on Biological Diversity includes numerous measures relating to public awareness, education and information; rigorous implementation of these measures is intended to raise the level of awareness of biological diversity.



**Relevant websites, web links and files** (Please use this field to indicate any relevant websites, web links or documents where additional information related to this assessment can be found)

[https://www.bmu.de/fileadmin/Daten\\_BMU/Pool/Broschueren/biologische\\_vielfalt\\_bf.pdf](https://www.bmu.de/fileadmin/Daten_BMU/Pool/Broschueren/biologische_vielfalt_bf.pdf)

[https://www.bmu.de/fileadmin/Daten\\_BMU/Pool/Broschueren/naturbewusstseinsstudie\\_2017\\_en\\_bf.pdf](https://www.bmu.de/fileadmin/Daten_BMU/Pool/Broschueren/naturbewusstseinsstudie_2017_en_bf.pdf)

**Other relevant information**, including case studies to illustrate how the measure taken has resulted in (or is expected to result in) outcomes that contribute to the implementation of the NBSAP

#### **Recent examples of the dialogue process**

Youth congresses on biological diversity

Following the first, successful youth congress in 2011 for the important target group of young people, a further two nationwide congresses for young people were held in this reporting period, too: in September 2014 and June 2017. The theme was Youth|Future|Diversity. More than 150 teenagers and young adults aged between 16 and 27 attended various workshops to discuss forests, biological diversity in urban settings, consumption, wilderness, oceans, political participation, “think globally – act locally”, genetic resources and indigenous knowledge. The workshops were supported by experts. Overarching topics were also addressed, such as project development, financing, fund raising and press and public relations, and a project competition was launched, with prizes for the best projects. The young people also had the opportunity to speak to political decision-makers to express their wishes and submit proposals and demands that they had been able to develop in the course of the congress, and enter into debate with them in discussion sessions.

#### **Municipalities for Biological Diversity alliance**

At local level, the municipalities are key players in implementing the targets of the National Strategy on Biological Diversity. Committed municipalities founded the Kommunen für biologische Vielfalt e.V. (Municipalities for Biological Diversity) alliance back in 2010.

The alliance’s principal goal is to protect and make sustainable use of biological diversity. The member municipalities issued a declaration as a voluntary undertaking, setting out the priorities they had agreed to focus their efforts on in order to protect biological diversity in their local communities. These include green spaces and open spaces in residential areas, species and biotope conservation, sustainable use of biodiversity, and environmental education and cooperation. Operating as a network, the member municipalities support each other by exchanging information, joining forces in public relations activities and political lobbying, and carrying out implementation projects together. To date, more than 250 municipalities have signed the Biological Diversity in Municipalities declaration, reflecting the growing importance of this issue for cities and municipalities. When municipalities create areas in which to experience nature, help to establish networks of biotopes by extending green spaces, or strengthen genetic diversity with municipal protection programmes, they are making an important contribution to the preservation and sustainable use of local biodiversity.

**Relevant websites, web links and files** (Please use this field to indicate any relevant websites, web links or documents where additional information can be found)

<https://biologischesvielfalt.bfn.de/aktivitaeten/dialogprozess/dialogforen/gesellschaft/jugend.html>

<https://biologischesvielfalt.bfn.de/aktivitaeten/akteure/kommunen/kommunales-buendnis.html>

**Obstacles and scientific and technical needs related to the measure taken:** Please describe what obstacles have been encountered and any scientific and technical needs for addressing these, including technical and scientific cooperation, capacity development activities or the need for guidance materials.

<Text entry>

**Relevant websites, web links and files** (Please use this field to indicate any relevant websites, web links or documents where additional information related to these obstacles and scientific and technical needs can be found).

<Add link> <Add file>

## Assessment of progress towards National Target 1

### [Section III. Assessment of progress towards each national target

Using the template below, please assess the level of progress made towards each of your country's national targets or similar commitments. The template should be replicated for each national target. If your country has not set national targets please use the Aichi Biodiversity Targets.]

III. Assessment of progress towards each national target
<b>Target</b> The importance of biological diversity is firmly embedded in public awareness. The way people act is increasingly geared to this and results in a marked reduction in pressures on biological diversity.
<b>Category of progress towards the implementation of the selected target:</b> <input type="checkbox"/> On track to exceed target <input type="checkbox"/> On track to achieve target <input checked="" type="checkbox"/> Progress towards target but at an insufficient rate <input type="checkbox"/> No significant change <input type="checkbox"/> Moving away from target <input type="checkbox"/> Unknown
<b>Date the assessment was done:</b> Nature awareness studies, every two years; most recently 2017
<b>Additional information</b> (Please provide information on the evidence used in the assessment of this target, drawing upon relevant information provided in section II, including obstacles in undertaking the assessment). See comments on Measure 1
<b>Indicators used in this assessment</b> <i>Indicator(s) used in this assessment</i> "Social indicator", which is determined as part of the nature awareness studies carried out every two years (see comments on Measure 1)  or: <input type="checkbox"/> No indicator used
<b>Please describe any other tools or means used for assessing progress</b> <Text entry>
<b>Relevant websites, web links and files</b> (Please use this field to indicate any relevant websites, web links or documents where additional information related to this assessment can be found).



2017 Nature Awareness Study:

[https://www.bmu.de/fileadmin/Daten\\_BMU/Pool/Broschueren/naturbewusstseinsstudie\\_2017\\_en\\_bf.pdf](https://www.bmu.de/fileadmin/Daten_BMU/Pool/Broschueren/naturbewusstseinsstudie_2017_en_bf.pdf)

**Level of confidence of the above assessment**

- Based on comprehensive evidence  
 Based on partial evidence  
 Based on limited evidence

**Please provide an explanation for the level of confidence indicated above.**

The “social indicator” obtained every two years through the nature awareness studies represents the awareness of the German-speaking population aged 18 and over with regard to biological diversity. The concept of the social indicator was devised in close collaboration with the scientific community.

It registers people’s awareness of the term "biological diversity" (“knowledge” sub-indicator), the value they attach to biological diversity (“attitude” sub-indicator) and their readiness to take action to preserve it (“willingness to act” sub-indicator), and combines them to form an overall indicator.

The following target value for the indicator is derived from requirements set out in the National Strategy on Biological Diversity: by 2015, at least 75% of the population have an awareness of biological diversity that is at least adequate in terms of all three sub-indicators. The overall indicator represents the degree to which this target has been achieved. The indicator is based on data from representative surveys of about 2,000 individuals among the German-speaking population aged 18 and over. The number of people surveyed is sufficient to be able to compare sub-groups with each other, for instance those with a high or low level of formal education, with regard to their awareness of biological diversity.

The set of questions used to collect the data comprises two questions about knowledge, seven questions about attitudes and six questions about willingness to act. The three sub-indicators are each calculated separately first. The level of the sub-indicator corresponds to the percentage of people whose responses are rated as being adequate or better than adequate within the meaning of the National Strategy on Biological Diversity targets relating to awareness-raising. Finally, an overall indicator is formed which indicates the percentage of respondents who meet the minimum levels in all three sub-areas and thus exhibit at least an adequate awareness of biological diversity. The way this system is designed means that the lowest value of the three sub-indicators determines the value of the overall indicator.

**Adequacy of monitoring information to support assessment**

- Monitoring related to this target is adequate  
 Monitoring related to this target is partial (e.g. only covering part of the area or issue)  
 No monitoring system in place  
 Monitoring is not needed

**Please describe how the target is monitored and indicate whether there is a monitoring system in place**

The target is monitored using the social indicator from the nature awareness studies (see explanations for Measure 1).

**Relevant websites, web links and files** (Please use this field to indicate any relevant websites, web links or documents where additional information related to the monitoring system can be found)

<Add link> <Add file>

## National contribution to Aichi Target 1

### [Section IV. Description of the national contribution to the achievement of each global Aichi Biodiversity Target

Using the template below, please describe your country's contribution towards the achievement of each global Aichi Biodiversity Target. This template should be replicated for each of the Aichi Biodiversity Targets.

For Parties whose national targets are identical to the Aichi Biodiversity Targets, some of this information may be captured in sections II and III above. Please provide additional descriptions of your country's national contribution to the achievement of each global Aichi Biodiversity Target.]

<b>IV. Description of national contribution to the achievement of each Aichi Biodiversity Target</b>
<b>Aichi Biodiversity Target 1</b> Awareness of the value of biological diversity and of steps towards implementation
<b>Please describe how and to what extent your country has contributed to the achievement of this Aichi Biodiversity Target and summarize the evidence used to support this description:</b> <a href="#">See National Target 1 (section I) and its measures (section II)</a>
<b>Please describe other activities contributing to the achievement of the Aichi Biodiversity Target at the global level (optional)</b> <Text entry>
<b>Based on the description of your country's contributions to the achievement of the Aichi Biodiversity Targets, please describe how and to what extent these contributions support the implementation of the 2030 Agenda for Sustainable Development and the Sustainable Development Goals:</b> <Text entry>

## Aichi Target 2

### Integration of values into strategies, plans, accounting and reports

By 2020, at the latest, biodiversity values have been integrated into national and local development and poverty reduction strategies and planning processes and are being incorporated into national accounting, as appropriate, and reporting systems.

### (No national target available)

#### [Section I. Information on the targets being pursued at the national level

If your country has set and/or adopted national targets or equivalent commitments related to the Strategic Plan for Biodiversity 2011-2020 please use the following template to describe them. Please complete this template for each of your country's national targets. National targets entered in this section will be linked to section III so that progress in their implementation can be assessed. If your country has not set or adopted any national targets related to the Strategic Plan for Biodiversity 2011-2020 please indicate so in the first box and move to section II.]

<p><b>I. Information on the targets being pursued at the national level</b></p> <p><input type="checkbox"/> My country has adopted national biodiversity targets or equivalent commitments in line with the Strategic Plan for Biodiversity 2011-2020 and the Aichi Targets</p> <p>or</p> <p><input checked="" type="checkbox"/> My country has not adopted national biodiversity targets and is reporting progress using the Aichi Biodiversity Targets for reference. (Move to section II. In section III, the Aichi Biodiversity Targets should be used for the purpose of this report as the national targets and progress should be assessed towards their achievement in the national context.)</p>
<p><b>National Target</b> (Please use the official title, if available)</p> <p>&lt;Text entry&gt;</p>
<p><b>Rationale for the national target</b></p> <p>&lt;Text entry&gt;</p>
<p><b>Level of application</b> (Please specify the level to which the target applies):</p> <p><input type="checkbox"/> Regional/multilateral – please indicate area concerned &lt;Text entry&gt;</p> <p><input type="checkbox"/> National/federal</p> <p><input type="checkbox"/> Subnational – please indicate area concerned &lt;Text entry&gt;</p>

**Relevance of the national targets to the Aichi Biodiversity Targets** (Links between national targets and Aichi Biodiversity Targets.)

**Main related Aichi Biodiversity Targets** (Please select one or more Aichi Biodiversity Target to which the national target is wholly or partially related. Parties can select an entire target or a target component (not shown below))

- 1  6  11  16  
 2  7  12  17  
 3  8  13  18  
 4  9  14  19  
 5  10  15  20

**Other related Aichi Biodiversity Targets** (Please select one or more Aichi Biodiversity Target to which the national target is indirectly related.)

- 1  6  11  16  
 2  7  12  17  
 3  8  13  18  
 4  9  14  19  
 5  10  15  20

or

National target has no corresponding Aichi Biodiversity Target or relates to other parts of the Strategic Plan for Biodiversity – please explain

<Text entry>

**Other relevant information** (Please use this field to provide any other relevant information, such as the process of developing and adopting the national target, the stakeholders involved or the strategies and plans in which this national target has been included.)

<Text entry>

**Relevant websites, web links, and files** (Please use this field to indicate any relevant websites, web links or documents where additional information related to this national target can be found.)

<Text entry>

## **Measure 1: Studies on the value of nature and ecosystems, on national indicators for ecosystem services and on their inclusion in integrated environmental and economic accounting systems**

**[Section II. Implementation measures taken, assessment of their effectiveness, associated obstacles and scientific and technical needs to achieve national targets**

Using the template below, please report on the major measures your country has taken to implement its national biodiversity strategy and action plan. Please also provide an assessment of the effectiveness of these measures. The template should be replicated for each measure reported.]

## **II. Implementation measures, their effectiveness, and associated obstacles and scientific and technical needs to achieve national targets**

### **Describe a measure taken to contribute to the implementation of your country's national biodiversity strategy and action plan**

To contribute to national implementation of Aichi Target 2, in addition to work conducted by the Federal Statistical Office in the context of integrated environmental and economic accounting systems, various research projects were initiated with the participation of scientists and representatives of civil society, with the aim of identifying the hidden value of biodiversity and of ecosystems and their services, developing national indicators for ecosystem services and including ecosystem services in integrated environmental and economic accounting systems. At the same time, they serve to implement Measure 5 of the EU Biodiversity Strategy.

The binding European System of National and Regional Accounts (ESA) that has been in force across Europe since its revision in 2014 also includes natural resources as part of non-produced assets, provided they meet the definition for economic assets. In addition to land, such natural resources also include mineral and energy reserves, non-cultivated biological resources and water resources. They do not include natural assets where ownership rights have not been established, such as open seas or air. Figures for land have been shown in the German national accounts since the revision in 2014; no reliable data are available for the other natural resources.

In order to improve the recording of data on ecosystem services in Germany, some sectoral research projects have been or are being conducted at the Federal Agency for Nature Conservation (BfN).

Example of these projects include investigations into the importance of certain ecosystems and their services:

- Near-natural riparian zones, for the mitigation of flood damage and removal of contaminants and water pollution
- Grassland, for groundwater quality and climate change mitigation
- Near-natural forests, to address climate change mitigation and adaptation
- Peatlands as carbon sinks (climate change mitigation)
- Cultural ecosystem services: nationwide registration of the suitability of the landscape for recreation and of the demand for recreation, the importance of urban green spaces for recreation, health and wellbeing.

In most projects an attempt was also made to assign a monetary value to ecosystem services, although that was not the main focus of the investigations.

There are also BfN studies aimed at not only recording individual ecosystem services but also to the extent possible presenting a more comprehensive picture of the values of ecosystems for the economy and society. One such study is Natural Capital Germany – TEEB DE, which compiled existing knowledge from case studies on the value of ecosystem services and presented it in a comprehensible form. Furthermore, a national system of physical indicators is being devised for the systematic, nationwide recording and mapping of the state of ecosystems in Germany and the services that they provide, as required in the EU Biodiversity Strategy.

Research into how biodiversity is valued and safeguarded in the spheres of politics, business and society is also being promoted as part of the Research Initiative for the Conservation of Biodiversity by the Federal Ministry of Education and Research (BMBF). The projects develop approaches that enable the value of natural capital to be presented in innovative and practical ways to policy-makers, businesspeople and wider society. The research also covers the distribution of costs, benefits and risks as well as the development of practical

instruments for identifying the impact of business activities on biodiversity. In so doing it specifically picks up on research needs that became obvious in the course of implementing TEEB DE.

The Federal Ministry for Food and Agriculture (BMEL) presented the findings of a comprehensive soil condition survey in agriculture in December 2018. The third soil condition survey in the forestry sector is currently at the preparation stage. Carbon surveys in forests are carried out in accordance with international reporting obligations (most recently the 2017 carbon survey).

Within the BMEL portfolio, the Thünen Institute has carried out a number of studies, including an economic assessment of forest ecosystem services and an assessment of the public goods provided by forests and their recreational value.

With a view to the objectives set at European and international level that steps should be taken by 2020 to include the values of ecosystems and their services in national accounting and integrated environmental and economic accounting system, the Federal Agency for Nature Conservation has been conducting a research project involving the Federal Statistical Office and other specialist agencies and experts since 2017. This project is based on the work outlined above on national indicators for ecosystem services and is being carried out in line with the System of Environmental Economic Accounting – Experimental Ecosystem Accounting (SEEA-EEA) adopted by the United Nations Statistical Commission.

However, considerable efforts are still needed to ensure that the findings from ongoing and future research projects by BMBF and BMU and the work carried out by other relevant actors (in particular on data supply) are ultimately integrated into the integrated environmental and economic accounting systems at the Federal Statistical Office, which are based on the UN's SEEA system, and to continue developing this systematically, with the necessary long-term perspective.

**For the implementation measure, please indicate to which national or Aichi Biodiversity Target(s) it contributes**

**Aichi Target 2:**

Integration of values into strategies, plans, accounting and reports

**Aichi Target 1:**

Awareness of the value of biological diversity and of steps towards implementation

**Aichi Target 4:**

Sustainable production and consumption patterns

**Assessment of the effectiveness of the implementation measure taken in achieving desired outcomes:**

- Measure taken has been effective
- Measure taken has been partially effective
- Measure taken has been ineffective
- Unknown

**Please explain the selection and where possible indicate the tools or methodology used for the assessment of effectiveness above**

At the present time, it is not yet possible to assess the effectiveness of these measures because most of the research projects described above are still in progress. Likewise, administrators and politicians have not yet

reached an agreement on a national indicator system, and the work on expanding the integrated environmental and economic accounting systems is still in its infancy, as outlined above.

**Relevant websites, web links and files** (Please use this field to indicate any relevant websites, web links or documents where additional information related to this assessment can be found).

<https://www.bfn.de/themen/oekonomie.html>

<https://www.bmu.de/themen/natur-biologische-vielfalt-arten/naturschutz-biologische-vielfalt/allgemeines-strategien/naturkapital-deutschland/>

<https://www.bmbf.de/de/biodiversitaet-forschung-fuer-die-artenvielfalt-343.html>

<https://www.fona.de/de/themen/biodiversitaet.php>

<http://www.ufz.de/teebde/>

**Other relevant information**, including case studies to illustrate how the measure taken has resulted in (or is expected to result in) outcomes that contribute to the implementation of the NBSAP

[See comments above](#)

**Relevant websites, web links and files** (Please use this field to indicate any relevant websites, web links or documents where additional information can be found)

<Add link> <Add file>

**Obstacles and scientific and technical needs related to the measure taken:** Please describe what obstacles have been encountered and any scientific and technical needs for addressing these, including technical and scientific cooperation, capacity development activities or the need for guidance materials.

[In light of the fact that the task is methodologically demanding and complex and that the underlying data available is still inadequate at present, full implementation of Aichi Target 2 by 2020 will not be possible. It is important to intensify support for scientific and practical work to record ecosystem services and external environmental costs, taking account of the needs of integrated environmental and economic accounting systems.](#)

[There are currently no internationally agreed frameworks under which ecosystem services are included in integrated environmental and economic accounting systems in a consistent manner. In the systems managed by the Federal Statistical Office, therefore, only the material flows into and out of the environment are currently recorded.](#)

**Relevant websites, web links and files** (Please use this field to indicate any relevant websites, web links or documents where additional information related to these obstacles and scientific and technical needs can be found).

<Add link> <Add file>

## Assessment of progress towards Aichi Target 2

### [Section III. Assessment of progress towards each national target

Using the template below, please assess the level of progress made towards each of your country's national targets or similar commitments. The template should be replicated for each national target. If your country has not set national targets please use the Aichi Biodiversity Targets.]

<b>III. Assessment of progress towards each national target</b>
<b>Target</b> Integration of values into strategies, plans, accounting and reports
<b>Category of progress towards the implementation of the selected target:</b> <input type="checkbox"/> On track to exceed target <input type="checkbox"/> On track to achieve target <input checked="" type="checkbox"/> Progress towards target but at an insufficient rate <input type="checkbox"/> No significant change <input type="checkbox"/> Moving away from target <input type="checkbox"/> Unknown
<b>Date the assessment was done:</b> November 2019
<b>Additional information</b> (Please provide information on the evidence used in the assessment of this target, drawing upon relevant information provided in section II, including obstacles in undertaking the assessment). <a href="#">Assessment by the German government in its response to a minor interpellation regarding the status of recording the value of nature in social reporting systems on 21 February 2019.</a>
<b>Indicators used in this assessment</b> <i>Indicator(s) used in this assessment</i> <Indicator(s) used> Please provide a list of indicators used for the assessment of this target  or: <input checked="" type="checkbox"/> No indicator used
<b>Please describe any other tools or means used for assessing progress</b> <Text entry>
<b>Relevant websites, web links and files</b> (Please use this field to indicate any relevant websites, web links or documents where additional information related to this assessment can be found). <a href="http://dipbt.bundestag.de/doc/btd/19/079/1907971.pdf">http://dipbt.bundestag.de/doc/btd/19/079/1907971.pdf</a>
<b>Level of confidence of the above assessment</b> <input checked="" type="checkbox"/> Based on comprehensive evidence



- Based on partial evidence
- Based on limited evidence

**Please provide an explanation for the level of confidence indicated above.**

<Text entry>

**Adequacy of monitoring information to support assessment**

- Monitoring related to this target is adequate
- Monitoring related to this target is partial (e.g. only covering part of the area or issue)
- No monitoring system in place
- Monitoring is not needed

**Please describe how the target is monitored and indicate whether there is a monitoring system in place**

<Text entry>

**Relevant websites, web links and files** (Please use this field to indicate any relevant websites, web links or documents where additional information related to the monitoring system can be found)

<Add link> <Add file>

## National contribution to Aichi Target 2

### [Section IV. Description of the national contribution to the achievement of each global Aichi Biodiversity Target

Using the template below, please describe your country’s contribution towards the achievement of each global Aichi Biodiversity Target. This template should be replicated for each of the Aichi Biodiversity Targets.

For Parties whose national targets are identical to the Aichi Biodiversity Targets, some of this information may be captured in sections II and III above. Please provide additional descriptions of your country’s national contribution to the achievement of each global Aichi Biodiversity Target.]

#### IV. Description of national contribution to the achievement of each Aichi Biodiversity Target

##### Aichi Biodiversity Target 2

Integration of values into strategies, plans, accounting and reports

**Please describe how and to what extent your country has contributed to the achievement of this Aichi Biodiversity Target and summarize the evidence used to support this description:**

Work at national level: see section II

Work at international level:

Many German scientists and experts are working on the development of relevant projects around the world. Federal authorities, too, are supporting key international processes led by the UN and the World Bank:

The Federal Statistical Office is closely involved in the discussions on drawing up the international frameworks (SEEA-EEA and related technical documents) through its participation in the associated United

Nations bodies: UN Committee of Experts on Environmental-Economic Accounting (CEEAA) and London Group on Environmental Economic Accounting, set up by the United Nations Statistical Commission (UNSTAT). At UN level discussions on including ecological services in gross domestic product are also currently taking place; the Federal Statistical Office is one of the parties involved in these discussions. Similarly, the Federal Agency for Nature Conservation (BfN) regularly participates in meetings of the London Group, particularly on matters relating to ecosystem accounting, and together with the Federal Statistical Office it attends the Forum of Experts on SEEA Experimental Ecosystem Accounting organised by the United Nations Statistics Division (UNSD). In cooperation with UNSD and the UN Environment Programme, BfN organised an international conference in Bonn in April 2018 exploring the inclusion of ecosystems and ecosystem services in integrated environmental and economic accounting. The results of this conference are contributing to the discussions surrounding the ongoing process of revising the SEEA-EEA.

WAVES is an initiative launched by the World Bank in 2010, which is also supported by the German government (Federal Ministry for Economic Cooperation and Development, BMZ). The WAVES initiative makes a significant contribution to the establishment of integrated environmental and economic accounting systems and the assessment of ecosystem services in its partner countries by supporting them in their endeavours to set up and institutionalise national information systems. The initiative thus promotes natural capital accounting in developing countries and emerging economies (current or former partner countries: Botswana, Colombia, Costa Rica, Guatemala, Indonesia, Madagascar, Philippines, Rwanda, Uganda, Zambia).

**Please describe other activities contributing to the achievement of the Aichi Biodiversity Target at the global level (optional)**

<Text entry>

**Based on the description of your country's contributions to the achievement of the Aichi Biodiversity Targets, please describe how and to what extent these contributions support the implementation of the 2030 Agenda for Sustainable Development and the Sustainable Development Goals:**

The measure also contributes directly to the implementation of SDG 15.9: "By 2020, integrate ecosystem and biodiversity values into national and local planning, development processes, poverty reduction strategies and accounts".

## Aichi Target 3

### Reduction in counter-productive subsidies; introduction of positive incentives

By 2020, at the latest, incentives, including subsidies, harmful to biodiversity are eliminated, phased out or reformed in order to minimize or avoid negative impacts, and positive incentives for the conservation and sustainable use of biodiversity are developed and applied, consistent and in harmony with the Convention and other relevant national obligations, taking into account national socio-economic conditions.

## National Target 3

### Step up reduction in environmentally counter-productive transfer payments.

#### [Section I. Information on the targets being pursued at the national level

If your country has set and/or adopted national targets or equivalent commitments related to the Strategic Plan for Biodiversity 2011-2020 please use the following template to describe them. Please complete this template for each of your country's national targets. National targets entered in this section will be linked to section III so that progress in their implementation can be assessed. If your country has not set or adopted any national targets related to the Strategic Plan for Biodiversity 2011-2020 please indicate so in the first box and move to section II.]

#### I. Information on the targets being pursued at the national level

My country has adopted national biodiversity targets or equivalent commitments in line with the Strategic Plan for Biodiversity 2011-2020 and the Aichi Targets

or

My country has not adopted national biodiversity targets and is reporting progress using the Aichi Biodiversity Targets for reference. (Move to section II. In section III, the Aichi Biodiversity Targets should be used for the purpose of this report as the national targets and progress should be assessed towards their achievement in the national context.)

**National Target 3** (Please use the official title, if available)

Step up reduction in ecologically counter-productive transfer payments.

#### Rationale for the national target

The target is included in the National Strategy on Biological Diversity, but in addition the targets laid down in Germany's National Sustainable Development Strategy (new edition 2016, updated 2018) are also relevant. As part of the work involved in compiling the German government's Subsidy Report, a sustainability assessment is carried out every two years for all subsidies identified in the report, on the basis of the Sustainable Development Strategy. The assessment examines the long-term economic, environmental and social impacts of each subsidy. The result of the assessment is documented for budget legislation purposes in the Subsidy Report.

**Level of application** (Please specify the level to which the target applies):

- Regional/multilateral – please indicate area concerned <Text entry>  
 National/federal  
 Subnational – please indicate area concerned <Text entry>

**Relevance of the national targets to the Aichi Biodiversity Targets** (Links between national targets and Aichi Biodiversity Targets.)

**Main related Aichi Biodiversity Targets** (Please select one or more Aichi Biodiversity Target to which the national target is wholly or partially related. Parties can select an entire target or a target component (not shown below))

- 1  6  11  16  
 2  7  12  17  
 3  8  13  18  
 4  9  14  19  
 5  10  15  20

**Other related Aichi Biodiversity Targets** (Please select one or more Aichi Biodiversity Target to which the national target is indirectly related.)

- 1  6  11  16  
 2  7  12  17  
 3  8  13  18  
 4  9  14  19  
 5  10  15  20

or

- National target has no corresponding Aichi Biodiversity Target or relates to other parts of the Strategic Plan for Biodiversity – please explain

<Text entry>

**Other relevant information** (Please use this field to provide any other relevant information, such as the process of developing and adopting the national target, the stakeholders involved or the strategies and plans in which this national target has been included.)

The national targets described in the National Report are set out in the National Strategy on Biological Diversity. The strategy formulates a concrete vision for the future, and specifies quality targets and action objectives for all biodiversity-related topics. The National Strategy contains a large number of targets (> 300), the most important of which were selected for the National Report. In the overall strategy, equal consideration is given to environmental, economic and social aspects, in keeping with the guiding principle of sustainability.

Government cannot simply dictate sustainable development. The players in industry and society must make this topic their own if the strategy is to be successfully implemented, and its targets met. With this in mind, experts were consulted at a very early stage in the process.

**Relevant websites, web links, and files** (Please use this field to indicate any relevant websites, web links or documents where additional information related to this national target can be found.)

[https://www.bmu.de/fileadmin/Daten\\_BMU/Pool/Broschueren/nationale\\_strategie\\_biologische\\_vielfalt\\_2015\\_bf.pdf](https://www.bmu.de/fileadmin/Daten_BMU/Pool/Broschueren/nationale_strategie_biologische_vielfalt_2015_bf.pdf)

[https://www.bundesfinanzministerium.de/Content/DE/Downloads/Broschueren\\_Bestellservice/2018-08-23-subventionsbericht-26.pdf?\\_\\_](https://www.bundesfinanzministerium.de/Content/DE/Downloads/Broschueren_Bestellservice/2018-08-23-subventionsbericht-26.pdf?__)

## Measure 1: Assessment of the sustainability of subsidies (German government's Subsidy Report)

**[Section II. Implementation measures taken, assessment of their effectiveness, associated obstacles and scientific and technical needs to achieve national targets**

Using the template below, please report on the major measures your country has taken to implement its national biodiversity strategy and action plan. Please also provide an assessment of the effectiveness of these measures. The template should be replicated for each measure reported.]

### II. Implementation measures, their effectiveness, and associated obstacles and scientific and technical needs to achieve national targets

**Describe a measure taken to contribute to the implementation of your country's national biodiversity strategy and action plan**

Subsidies for private enterprises and economic sectors are subject to a Sustainability Impact Assessment at regular intervals. The focus of the Sustainability Impact Assessment is on weighing up the effects of the measures from an environmental, economic and social perspective, with a particular focus on conflicting objectives. Adverse impacts on other government objectives and resulting conflicts are one of the reasons why subsidies always require justification.

**For the implementation measure, please indicate to which national or Aichi Biodiversity Target(s) it contributes**

**National Target 3:**

Step up reduction in ecologically counter-productive transfer payments.

**Aichi Target 3:**

Reduction in counter-productive subsidies; introduction of positive incentives

**Assessment of the effectiveness of the implementation measure taken in achieving desired outcomes:**

- Measure taken has been effective
- Measure taken has been partially effective
- Measure taken has been ineffective
- Unknown

**Please explain the selection and where possible indicate the tools or methodology used for the assessment of effectiveness above**

There is regular monitoring of subsidies. A two-yearly federal government report on subsidies includes a Sustainability Impact Assessment of all subsidies, particularly to bring conflicting objectives into focus.

**Relevant websites, web links and files** (Please use this field to indicate any relevant websites, web links or documents where additional information related to this assessment can be found).

[https://www.bundesfinanzministerium.de/Content/DE/Standardartikel/Themen/Oeffentliche\\_Finzen/Subventionspolitik/2017-08-23-subventionsbericht-26.html](https://www.bundesfinanzministerium.de/Content/DE/Standardartikel/Themen/Oeffentliche_Finzen/Subventionspolitik/2017-08-23-subventionsbericht-26.html)

**Other relevant information**, including case studies to illustrate how the measure taken has resulted in (or is expected to result in) outcomes that contribute to the implementation of the NBSAP

<Text entry>

**Relevant websites, web links and files** (Please use this field to indicate any relevant websites, web links or documents where additional information can be found)

<Add link> <Add file>

**Obstacles and scientific and technical needs related to the measure taken:** Please describe what obstacles have been encountered and any scientific and technical needs for addressing these, including technical and scientific cooperation, capacity development activities or the need for guidance materials.

<Text entry>

**Relevant websites, web links and files** (Please use this field to indicate any relevant websites, web links or documents where additional information related to these obstacles and scientific and technical needs can be found).

<Add link> <Add file>

## Assessment of progress towards National Target 3

### [Section III. Assessment of progress towards each national target

Using the template below, please assess the level of progress made towards each of your country's national targets or similar commitments. The template should be replicated for each national target. If your country has not set national targets please use the Aichi Biodiversity Targets.]

<b>III. Assessment of progress towards each national target</b>
<p><b>Target</b></p> <p>Step up reduction in ecologically counter-productive transfer payments.</p>
<p><b>Category of progress towards the implementation of the selected target:</b></p> <p><input type="checkbox"/> On track to exceed target</p> <p><input type="checkbox"/> On track to achieve target</p> <p><input checked="" type="checkbox"/> Progress towards target but at an insufficient rate</p> <p><input type="checkbox"/> No significant change</p> <p><input type="checkbox"/> Moving away from target</p> <p><input type="checkbox"/> Unknown</p>

**Date the assessment was done:**

The German government reviews the sustainability of existing subsidies every two years. It may be the case that environmentally counter-productive transfer payments are in fact ultimately left in place because of consideration for other sustainability criteria (e.g. avoidance of social disparities).

**Additional information** (Please provide information on the evidence used in the assessment of this target, drawing upon relevant information provided in section II, including obstacles in undertaking the assessment).

<Text entry>

**Indicators used in this assessment**

*Indicator(s) used in this assessment*

These are the German government's subsidy policy guidelines, supplemented by the Sustainable Development Goals and their indicators.

or:

No indicator used

**Please describe any other tools or means used for assessing progress**

<Text entry>

**Relevant websites, web links and files** (Please use this field to indicate any relevant websites, web links or documents where additional information related to this assessment can be found).

[https://www.bundesfinanzministerium.de/Content/DE/Downloads/Broschueren\\_Bestellservice/2018-08-23-subventionsbericht-26.pdf?](https://www.bundesfinanzministerium.de/Content/DE/Downloads/Broschueren_Bestellservice/2018-08-23-subventionsbericht-26.pdf?)

**Level of confidence of the above assessment**

- Based on comprehensive evidence
- Based on partial evidence
- Based on limited evidence

**Please provide an explanation for the level of confidence indicated above.**

Comprehensive studies were analysed and summarised and various sources used, which pointed in a similar direction.

**Adequacy of monitoring information to support assessment**

- Monitoring related to this target is adequate
- Monitoring related to this target is partial (e.g. only covering part of the area or issue)
- No monitoring system in place
- Monitoring is not needed

**Please describe how the target is monitored and indicate whether there is a monitoring system in place**

The target is monitored by the above reports; at least two of them (UBA and BMF) are published on a regular basis (every two years).

**Relevant websites, web links and files** (Please use this field to indicate any relevant websites, web links or documents where additional information related to the monitoring system can be found)

<Add link> <Add file>

### National contribution to Aichi Target 3

#### [Section IV. Description of the national contribution to the achievement of each global Aichi Biodiversity Target

Using the template below, please describe your country's contribution towards the achievement of each global Aichi Biodiversity Target. This template should be replicated for each of the Aichi Biodiversity Targets.

For Parties whose national targets are identical to the Aichi Biodiversity Targets, some of this information may be captured in sections II and III above. Please provide additional descriptions of your country's national contribution to the achievement of each global Aichi Biodiversity Target.]

#### IV. Description of national contribution to the achievement of each Aichi Biodiversity Target

##### Aichi Biodiversity Target 3

Reduction in counter-productive subsidies; introduction of positive incentives

**Please describe how and to what extent your country has contributed to the achievement of this Aichi Biodiversity Target and summarize the evidence used to support this description:**

[See National Target 3 \(section I\) and its measure \(section II\)](#)

**Please describe other activities contributing to the achievement of the Aichi Biodiversity Target at the global level (optional)**

<Text entry>

**Based on the description of your country's contributions to the achievement of the Aichi Biodiversity Targets, please describe how and to what extent these contributions support the implementation of the 2030 Agenda for Sustainable Development and the Sustainable Development Goals:**

<Text entry>



## Aichi Target 4

### Sustainable production and consumption patterns

By 2020, at the latest, governments, business and stakeholders at all levels have taken steps to achieve or have implemented plans for sustainable production and consumption and have kept the impacts of use of natural resources well within safe ecological limits.

## National Target 4

### Improve target group specific information for consumers, and raise awareness of the need for nature-friendly and sustainable consumption.

#### [Section I. Information on the targets being pursued at the national level

If your country has set and/or adopted national targets or equivalent commitments related to the Strategic Plan for Biodiversity 2011-2020 please use the following template to describe them. Please complete this template for each of your country's national targets. National targets entered in this section will be linked to section III so that progress in their implementation can be assessed. If your country has not set or adopted any national targets related to the Strategic Plan for Biodiversity 2011-2020 please indicate so in the first box and move to section II.]

#### I. Information on the targets being pursued at the national level

My country has adopted national biodiversity targets or equivalent commitments in line with the Strategic Plan for Biodiversity 2011-2020 and the Aichi Targets

or

My country has not adopted national biodiversity targets and is reporting progress using the Aichi Biodiversity Targets for reference. (Move to section II. In section III, the Aichi Biodiversity Targets should be used for the purpose of this report as the national targets and progress should be assessed towards their achievement in the national context.)

**National Target 4** (Please use the official title, if available)

Improve target group specific information for consumers, and raise awareness of the need for nature-friendly and sustainable consumption.

#### Rationale for the national target

The market fails to satisfactorily penalise or reward the impairment or promotion of biological diversity by human activities in the form of lower or higher prices. In order to achieve eco-friendly production, we need to mobilise market forces aimed at the conservation of biological diversity by employing suitable tools (e.g. economic incentives, information and education, research, labelling). There is still an inadequate understanding of the correlations between economic activities and their effects on biological diversity. To boost demand for nature-friendly products and services, it is important to work towards nature-friendly consumption.

**Level of application** (Please specify the level to which the target applies):

- Regional/multilateral – please indicate area concerned <Text entry>  
 National/federal  
 Subnational – please indicate area concerned <Text entry>

**Relevance of the national targets to the Aichi Biodiversity Targets** (Links between national targets and Aichi Biodiversity Targets.)

**Main related Aichi Biodiversity Targets** (Please select one or more Aichi Biodiversity Target to which the national target is wholly or partially related. Parties can select an entire target or a target component (not shown below))

- 1  6  11  16  
 2  7  12  17  
 3  8  13  18  
 4  9  14  19  
 5  10  15  20

**Other related Aichi Biodiversity Targets** (Please select one or more Aichi Biodiversity Target to which the national target is indirectly related.)

- 1  6  11  16  
 2  7  12  17  
 3  8  13  18  
 4  9  14  19  
 5  10  15  20

or

- National target has no corresponding Aichi Biodiversity Target or relates to other parts of the Strategic Plan for Biodiversity – please explain

<Text entry>

**Other relevant information** (Please use this field to provide any other relevant information, such as the process of developing and adopting the national target, the stakeholders involved or the strategies and plans in which this national target has been included.)

The national targets described in the National Report are set out in the National Strategy on Biological Diversity. The strategy formulates a concrete vision for the future, and specifies quality targets and action objectives for all biodiversity-related topics. The National Strategy contains a large number of targets (> 300), the most important of which were selected for the National Report. In the overall strategy, equal consideration is given to environmental, economic and social aspects, in keeping with the guiding principle of sustainability.

Government cannot simply dictate sustainable development. The players in industry and society must make this topic their own if the strategy is to be successfully implemented, and its targets met. With this in mind, experts were consulted at a very early stage in the process.

**Relevant websites, web links, and files** (Please use this field to indicate any relevant websites, web links or documents where additional information related to this national target can be found.)

[https://www.bmu.de/fileadmin/Daten\\_BMU/Pool/Broschueren/nationale\\_strategie\\_biologische\\_vielfalt\\_2015\\_bf.pdf](https://www.bmu.de/fileadmin/Daten_BMU/Pool/Broschueren/nationale_strategie_biologische_vielfalt_2015_bf.pdf)

## **Measure 1: Development and implementation of the National Programme on Sustainable Consumption**

**[Section II. Implementation measures taken, assessment of their effectiveness, associated obstacles and scientific and technical needs to achieve national targets**

Using the template below, please report on the major measures your country has taken to implement its national biodiversity strategy and action plan. Please also provide an assessment of the effectiveness of these measures. The template should be replicated for each measure reported.]

### **II. Implementation measures, their effectiveness, and associated obstacles and scientific and technical needs to achieve national targets**

**Describe a measure taken to contribute to the implementation of your country's national biodiversity strategy and action plan**

The German government adopted the National Programme on Sustainable Consumption in 2016. In this, the government sets out how it intends sustainable consumption to be systematically boosted and expanded in various areas at national level. The programme has the purpose of taking sustainable consumption out of the niche and into the mainstream and raising the level of consumer competence among consumers, as well as being an important step towards implementation of the 2030 Agenda for Sustainable Development. It also aims for all sections of the population to participate in sustainable consumption.

The programme describes more than 170 implementation measures in the six areas of consumption in which the greatest potential for improvement can be found: mobility, food, the home, work and office, clothing, and leisure and tourism. The programme also includes overarching fields of action such as education, consumer information, research, ecodesign, public procurement, labelling and social innovations, as well as involving all sections of society in considering and, where necessary, changing their consumption patterns. Measures to supply information regarding biodiversity effects of consumption patterns are an integral part of the programme, as is greater research into and use of biodiversity criteria within labelling systems (e.g. Blue Angel) and sustainable public procurement. The aim is to raise consumers' awareness of issues of biodiversity, including in ways that relate to their own behaviour, while at the same time to improve the range of products and services on offer that have no or only minor adverse impacts on plants and animals. There are also plans to pursue an in-depth debate with the relevant social groups about this set of issues.

**For the implementation measure, please indicate to which national or Aichi Biodiversity Target(s) it contributes**

**National Target 4:**

Improve target group specific information for consumers, and raise awareness of the need for nature-friendly and sustainable consumption.

**Aichi Target 4:**

Sustainable production and consumption patterns

**Assessment of the effectiveness of the implementation measure taken in achieving desired outcomes:**

- Measure taken has been effective
- Measure taken has been partially effective
- Measure taken has been ineffective
- Unknown

**Please explain the selection and where possible indicate the tools or methodology used for the assessment of effectiveness above**

Implementation of the National Programme on Sustainable Consumption is still in its infancy. It is not possible at present to assess the effect of the numerous individual measures regarding the implementation of Aichi Target 4.

**Relevant websites, web links and files** (Please use this field to indicate any relevant websites, web links or documents where additional information related to this assessment can be found).

National Programme on Sustainable Consumption (English version):

[https://www.bmu.de/fileadmin/Daten\\_BMU/Pool/Broschueren/nachhaltiger\\_konsum\\_broschuere\\_en\\_bf.pdf](https://www.bmu.de/fileadmin/Daten_BMU/Pool/Broschueren/nachhaltiger_konsum_broschuere_en_bf.pdf)

Competence Centre for Sustainable Consumption:

[www.k-n-k.de](http://www.k-n-k.de)

**Other relevant information**, including case studies to illustrate how the measure taken has resulted in (or is expected to result in) outcomes that contribute to the implementation of the NBSAP

For example, specific biodiversity criteria as an integral component of sustainable procurement and sustainable construction have been/are being developed in two R&D projects running from 2016 to 2017 and 2018 to 2020, funded by the Federal Ministry for the Environment. Biodiversity criteria for the selected product groups, namely food/catering, textiles, paper products, natural stone and sand/gravel, are being developed with the aim of giving greater consideration to key aspects of biodiversity in public procurement and construction than has hitherto been the case. This involves identifying products that are particularly relevant to public procurement and construction, and developing biodiversity criteria for those products if no such criteria have been defined. This should be done if possible for the entire supply chain or at least large parts of it. In particular, legal application of the biodiversity criteria is being examined by public procurement and legal experts to ensure that implementation is in line with German and European procurement law. It is intended that these criteria will be integrated into existing labelling systems (above all Blue Angel) in a follow-on project, so that they will be given greater consideration in the award of public procurement contracts in future.

**Relevant websites, web links and files** (Please use this field to indicate any relevant websites, web links or documents where additional information can be found)

Consideration of aspects of biodiversity within the context of public procurement by the federal government:  
<https://www.bfn.de/themen/biologische-vielfalt/nationale-strategie/projekt-des-monats/biologische-vielfalt-in-der-beschaffung.html>

**Obstacles and scientific and technical needs related to the measure taken:** Please describe what obstacles have been encountered and any scientific and technical needs for addressing these, including technical and scientific cooperation, capacity development activities or the need for guidance materials.

There is a fundamental need for research into how biodiversity, as a resource requiring protection, can be defined and integrated into existing standards environmental labels undergoing revision and into

requirements for public procurement. Reliable metrics and parameters are needed for this; they have not yet been developed in the field of biodiversity.

**Relevant websites, web links and files** (Please use this field to indicate any relevant websites, web links or documents where additional information related to these obstacles and scientific and technical needs can be found).

<Text entry>

## Assessment of progress towards National Target 4

### [Section III. Assessment of progress towards each national target

Using the template below, please assess the level of progress made towards each of your country's national targets or similar commitments. The template should be replicated for each national target. If your country has not set national targets please use the Aichi Biodiversity Targets.]

III. Assessment of progress towards each national target
<b>Target</b> Improve target group specific information for consumers, and raise awareness of the need for nature-friendly and sustainable consumption.
<b>Category of progress towards the implementation of the selected target:</b> <input type="checkbox"/> On track to exceed target <input type="checkbox"/> On track to achieve target <input checked="" type="checkbox"/> Progress towards target but at an insufficient rate <input type="checkbox"/> No significant change <input type="checkbox"/> Moving away from target <input type="checkbox"/> Unknown
<b>Date the assessment was done:</b> August 2018
<b>Additional information</b> (Please provide information on the evidence used in the assessment of this target, drawing upon relevant information provided in section II, including obstacles in undertaking the assessment).  In the 2017 Nature Awareness Study, most of the respondents rated the importance of biodiversity to them personally as high but many did not recognise that they themselves also bear responsibility for protecting it: only 53 per cent indicated that they feel personally responsible for the preservation of biodiversity, while 45 per cent did not see themselves as having such an obligation.  Nevertheless, a general willingness to make a contribution of their own to protecting biodiversity is widespread in the population. The stated levels of willingness indicate that there is potential to activate behaviour patterns that contribute to the preservation of biodiversity. However, a high degree of willingness to contribute to the protection of biodiversity does not necessarily lead to environmentally sustainable consumption.

The picture was somewhat more positive, though, when people were asked about specific signs of behavioural changes or sustainable consumption: in 2017 a majority of 59 per cent stated that they were interested in information about the provenance of fish and the conditions under which they are caught. When asked about their attitudes towards sustainable fishing, it was apparent that concrete measures that can help consumers as they make their purchases were well received by the respondents: 92 per cent would like to be able to rely on there being no trade in fish products from endangered species, and 90 per cent were in favour of labelling products based on environmentally friendly fishing practices. 55 per cent of Germans were familiar with the MSC label.

In addition, the indicators for SDG 12 in Germany's Sustainable Development Strategy reveal a positive trend with regard to sustainable consumption in Germany, although that trend will have to rise further if the goal is to be achieved by 2030.

#### Indicators used in this assessment

*Indicator(s) used in this assessment*

<Indicator(s) used> Please provide a list of indicators used for the assessment of this target

or:

No indicator used

#### Please describe any other tools or means used for assessing progress

<Text entry>

**Relevant websites, web links and files** (Please use this field to indicate any relevant websites, web links or documents where additional information related to this assessment can be found).

2017 Nature Awareness Study:

[www.bfn.de/nature-awareness-study.html](http://www.bfn.de/nature-awareness-study.html)

Germany's Sustainable Development Strategy:

[https://www.bundesregierung.de/Content/Infomaterial/BPA/Bestellservice/Deutsche\\_Nachhaltigkeitsstrategie\\_Neuauflage\\_2016.pdf?\\_\\_blob=publicationFile&v=7](https://www.bundesregierung.de/Content/Infomaterial/BPA/Bestellservice/Deutsche_Nachhaltigkeitsstrategie_Neuauflage_2016.pdf?__blob=publicationFile&v=7)

#### Level of confidence of the above assessment

Based on comprehensive evidence

Based on partial evidence

Based on limited evidence

#### Please provide an explanation for the level of confidence indicated above.

The studies mentioned above are representative surveys whose questions address specific areas from the broad field of awareness-raising and consumer behaviour. The overall picture can only be derived from the individual responses, supplemented by the trends shown in the indicators for Germany's Sustainable Development Strategy.

#### Adequacy of monitoring information to support assessment

Monitoring related to this target is adequate

Monitoring related to this target is partial (e.g. only covering part of the area or issue)

No monitoring system in place

Monitoring is not needed

**Please describe how the target is monitored and indicate whether there is a monitoring system in place**

No monitoring system in place. Monitoring is carried out indirectly by surveys conducted at regular intervals (nature awareness, environmental awareness), complemented by existing monitoring relating to SDG 12.

**Relevant websites, web links and files** (Please use this field to indicate any relevant websites, web links or documents where additional information related to the monitoring system can be found)

<Add link> <Add file>

## National contribution to Aichi Target 4

**[Section IV. Description of the national contribution to the achievement of each global Aichi Biodiversity Target**

Using the template below, please describe your country's contribution towards the achievement of each global Aichi Biodiversity Target. This template should be replicated for each of the Aichi Biodiversity Targets.

For Parties whose national targets are identical to the Aichi Biodiversity Targets, some of this information may be captured in sections II and III above. Please provide additional descriptions of your country's national contribution to the achievement of each global Aichi Biodiversity Target.]

### IV. Description of national contribution to the achievement of each Aichi Biodiversity Target

#### Aichi Biodiversity Target 4

Sustainable production and consumption patterns

**Please describe how and to what extent your country has contributed to the achievement of this Aichi Biodiversity Target and summarize the evidence used to support this description:**

See National Target 4 (Section I) and its measure (Section II)

**Please describe other activities contributing to the achievement of the Aichi Biodiversity Target at the global level (optional)**

The consumption of goods and services has become a defining characteristic of modern-day (industrial) societies and is accompanied by an enormous and continuously increasing use of resources. Agricultural production, for example, is associated with 70 per cent of the world's terrestrial biodiversity loss. Consumption also has a significant impact on the provision of ecosystem services worldwide. While consciousness of the need for environmentally and nature-compatible consumption is quite high in Germany, this does not necessarily result in sustainable consumption patterns.

The 'KonsumWende' (transition to sustainable consumption) project, running from 2017 to 2019, aimed to develop tools and policy recommendations that can promote consumption patterns that lead to the conservation of biodiversity and ecosystem services in developing countries and emerging economies. For this purpose, the effects of German consumption behaviour on biodiversity and ecosystem services in the global South were identified through the use of case studies in the fields of food, mobility and clothing. Subsequently, the research team identified suitable policy instruments and relevant recommendations for action for selected groups of actors and evaluated their effectiveness. The findings were presented at the international conference bringing the project to a conclusion in September 2019 at the Federal Ministry of the Environment in Berlin.

**Based on the description of your country's contributions to the achievement of the Aichi Biodiversity Targets, please describe how and to what extent these contributions support the implementation of the 2030 Agenda for Sustainable Development and the Sustainable Development Goals:**

Implementation of the National Programme on Sustainable Consumption also makes a direct contribution to the implementation of SDG 12. In this programme the German government sets out how it intends that sustainable consumption should be systematically boosted and expanded in various areas at national level. The programme is meant to take sustainable consumption out of the niche and into the mainstream and raise the level of consumer competence among consumers. It also aims for all sections of the population to participate in sustainable consumption. The programme describes more than 170 implementation measures in the six areas of consumption in which the greatest potential for improvement can be found: mobility, food, the home, work and office, clothing, and leisure and tourism. The programme also includes overarching fields of action such as education, consumer information, research, ecodesign, public procurement, labelling and social innovations, as well as involving all sections of society in considering and, where necessary, changing their consumption patterns.



## **Aichi Target 5**

### **Loss of habitats and fragmentation**

**By 2020, the rate of loss of all natural habitats, including forests, is at least halved and where feasible brought close to zero, and degradation and fragmentation is significantly reduced.**

## **National Target 5**

**By 2010, the decline in endangered habitat types has been halted. Thereafter, those biotope types which are under threat of complete destruction or severely endangered according to the Red Lists will increase again in terms of their area and number, degradations have been halted, and regeneration has begun.**

### **[Section I. Information on the targets being pursued at the national level**

If your country has set and/or adopted national targets or equivalent commitments related to the Strategic Plan for Biodiversity 2011-2020 please use the following template to describe them. Please complete this template for each of your country's national targets. National targets entered in this section will be linked to section III so that progress in their implementation can be assessed. If your country has not set or adopted any national targets related to the Strategic Plan for Biodiversity 2011-2020 please indicate so in the first box and move to section II.]

#### **I. Information on the targets being pursued at the national level**

My country has adopted national biodiversity targets or equivalent commitments in line with the Strategic Plan for Biodiversity 2011-2020 and the Aichi Targets

or

My country has not adopted national biodiversity targets and is reporting progress using the Aichi Biodiversity Targets for reference. (Move to section II. In section III, the Aichi Biodiversity Targets should be used for the purpose of this report as the national targets and progress should be assessed towards their achievement in the national context.)

**National Target 5** (Please use the official title, if available)

By 2010, the decline in endangered habitat types has been halted. Thereafter, those biotope types which are under threat of complete destruction or severely endangered according to the Red Lists will increase again in terms of their area and number, degradations have been halted, and regeneration has begun.

**Rationale for the national target**

Ensuring the survival of our specialised native species must embrace the entire bandwidth of native habitat types. Almost two thirds of all Germany's biotope types are endangered or have even been completely destroyed. In addition to direct land loss, many habitat types also face the threat of qualitative degradation (e.g. eutrophication, changes in the water balance) and increasing isolation. Biotope complexes are often more at risk than the individual biotope types from which they are compiled (e.g. riparian zones as a whole compared with individual biotope types such as the waterbody itself or the riparian forests). Germany has a particular international responsibility for certain biotope types (e.g. biotopes of the Wadden Sea, beech woods), because they are most prevalent here. Areas where nature is able to develop in accordance with its own laws, and areas within an interlinked system of biotopes, need not necessarily be classified as protected areas, but also include land outside of protected areas.

**Level of application** (Please specify the level to which the target applies):

- Regional/multilateral – please indicate area concerned <Text entry>  
 National/federal  
 Subnational – please indicate area concerned <Text entry>

**Relevance of the national targets to the Aichi Biodiversity Targets** (Links between national targets and Aichi Biodiversity Targets.)

**Main related Aichi Biodiversity Targets** (Please select one or more Aichi Biodiversity Target to which the national target is wholly or partially related. Parties can select an entire target or a target component (not shown below))

- |                                       |                             |                             |                             |
|---------------------------------------|-----------------------------|-----------------------------|-----------------------------|
| <input type="checkbox"/> 1            | <input type="checkbox"/> 6  | <input type="checkbox"/> 11 | <input type="checkbox"/> 16 |
| <input type="checkbox"/> 2            | <input type="checkbox"/> 7  | <input type="checkbox"/> 12 | <input type="checkbox"/> 17 |
| <input type="checkbox"/> 3            | <input type="checkbox"/> 8  | <input type="checkbox"/> 13 | <input type="checkbox"/> 18 |
| <input type="checkbox"/> 4            | <input type="checkbox"/> 9  | <input type="checkbox"/> 14 | <input type="checkbox"/> 19 |
| <input checked="" type="checkbox"/> 5 | <input type="checkbox"/> 10 | <input type="checkbox"/> 15 | <input type="checkbox"/> 20 |

**Other related Aichi Biodiversity Targets** (Please select one or more Aichi Biodiversity Target to which the national target is indirectly related.)

- |                            |                             |  |                             |
|----------------------------|-----------------------------|--|-----------------------------|
| <input type="checkbox"/> 1 | <input type="checkbox"/> 6  | <input checked="" type="checkbox"/> 11 | <input type="checkbox"/> 16 |
| <input type="checkbox"/> 2 | <input type="checkbox"/> 7  | <input checked="" type="checkbox"/> 12 | <input type="checkbox"/> 17 |
| <input type="checkbox"/> 3 | <input type="checkbox"/> 8  | <input type="checkbox"/> 13            | <input type="checkbox"/> 18 |
| <input type="checkbox"/> 4 | <input type="checkbox"/> 9  | <input type="checkbox"/> 14            | <input type="checkbox"/> 19 |
| <input type="checkbox"/> 5 | <input type="checkbox"/> 10 | <input type="checkbox"/> 15            | <input type="checkbox"/> 20 |

or

National target has no corresponding Aichi Biodiversity Target or relates to other parts of the Strategic Plan for Biodiversity – please explain

<Text entry>

**Other relevant information** (Please use this field to provide any other relevant information, such as the process of developing and adopting the national target, the stakeholders involved or the strategies and plans in which this national target has been included.)

The national targets described in the National Report are set out in the National Strategy on Biological Diversity. The strategy formulates a concrete vision for the future, and specifies quality targets and action objectives for all biodiversity-related topics. The National Strategy contains a large number of targets (> 300), the most important of which were selected for the National Report. In the overall strategy, equal consideration is given to environmental, economic and social aspects, in keeping with the guiding principle of sustainability.

Government cannot simply dictate sustainable development. The players in industry and society must make this topic their own if the strategy is to be successfully implemented and its targets met. With this in mind, experts were consulted at a very early stage in the process.

**Relevant websites, web links, and files** (Please use this field to indicate any relevant websites, web links or documents where additional information related to this national target can be found.)

[https://www.bmu.de/fileadmin/Daten\\_BMU/Pool/Broschueren/nationale\\_strategie\\_biologische\\_vielfalt\\_2015\\_bf.pdf](https://www.bmu.de/fileadmin/Daten_BMU/Pool/Broschueren/nationale_strategie_biologische_vielfalt_2015_bf.pdf)

<https://www.bfn.de/themen/rote-liste.html>

## Measure 1: Legal protection for Special Areas of Conservation

[Section II. Implementation measures taken, assessment of their effectiveness, associated obstacles and scientific and technical needs to achieve national targets

Using the template below, please report on the major measures your country has taken to implement its national biodiversity strategy and action plan. Please also provide an assessment of the effectiveness of these measures. The template should be replicated for each measure reported.]

### II. Implementation measures, their effectiveness, and associated obstacles and scientific and technical needs to achieve national targets

**Describe a measure taken to contribute to the implementation of your country's national biodiversity strategy and action plan**

Legal protection for all of Germany's Special Areas of Conservation is already largely in place. By the beginning of 2020, legal protection had been secured for over 98% of the Special Areas of Conservation.

**For the implementation measure, please indicate to which national or Aichi Biodiversity Target(s) it contributes**

**National Target 5:**

By 2010, the decline in endangered habitat types has been halted. Thereafter, those biotope types which are under threat of complete destruction or severely endangered according to the Red Lists will increase again in terms of their area and number, degradations have been halted, and regeneration has begun.

**Aichi Target 5:**

Loss of habitats and fragmentation

**Aichi Target 11:**

Protected areas (terrestrial, inland water, coastal and marine)

**Aichi Target 12:**

Conservation of species

**Assessment of the effectiveness of the implementation measure taken in achieving desired outcomes:**

- Measure taken has been effective
- Measure taken has been partially effective
- Measure taken has been ineffective
- Unknown

**Please explain the selection and where possible indicate the tools or methodology used for the assessment of effectiveness above**

Germany is undertaking considerable efforts to achieve the desired outcomes. Legal protection for the Special Areas of Conservation is due to be completed in the foreseeable future.

**Relevant websites, web links and files** (Please use this field to indicate any relevant websites, web links or documents where additional information related to this assessment can be found).

<Add link> <Add file>

**Other relevant information**, including case studies to illustrate how the measure taken has resulted in (or is expected to result in) outcomes that contribute to the implementation of the NBSAP

<Text entry>

**Relevant websites, web links and files** (Please use this field to indicate any relevant websites, web links or documents where additional information can be found)

<Add link> <Add file>

**Obstacles and scientific and technical needs related to the measure taken:** Please describe what obstacles have been encountered and any scientific and technical needs for addressing these, including technical and scientific cooperation, capacity development activities or the need for guidance materials.

As a rule, the Special Areas of Conservation are safeguarded by regulations applying to individual protected areas or state-wide omnibus regulations. Extensive consultation processes are required for these, with the involvement of the public.

**Relevant websites, web links and files** (Please use this field to indicate any relevant websites, web links or documents where additional information related to these obstacles and scientific and technical needs can be found).

<Add link> <Add file>

## Measure 2: Preparation of management plans for Special Areas of Conservation

[Section II. Implementation measures taken, assessment of their effectiveness, associated obstacles and scientific and technical needs to achieve national targets

Using the template below, please report on the major measures your country has taken to implement its national biodiversity strategy and action plan. Please also provide an assessment of the effectiveness of these measures. The template should be replicated for each measure reported.]

<p><b>II. Implementation measures, their effectiveness, and associated obstacles and scientific and technical needs to achieve national targets</b></p>
<p><b>Describe a measure taken to contribute to the implementation of your country's national biodiversity strategy and action plan</b></p> <p>The process of defining conservation measures for Germany's Special Areas of Conservation has made significant progress in recent years. By the beginning of 2020, conservation measures had been defined for roughly three quarters of the Special Areas of Conservation, mainly in the form of management plans. The federal and state governments are working intensively to complete management plans for the remaining areas in the medium term.</p>
<p><b>For the implementation measure, please indicate to which national or Aichi Biodiversity Target(s) it contributes</b></p> <p><b>National Target 5:</b> By 2010, the decline in endangered habitat types has been halted. Thereafter, those biotope types which are under threat of complete destruction or severely endangered according to the Red Lists will increase again in terms of their area and number, degradations have been halted, and regeneration has begun.</p> <p><b>Aichi Target 5:</b> Loss of habitats and fragmentation</p> <p><b>Aichi Target 11:</b> Protected areas (terrestrial, inland water, coastal and marine)</p> <p><b>Aichi Target 12:</b> Conservation of species</p>
<p><b>Assessment of the effectiveness of the implementation measure taken in achieving desired outcomes:</b></p> <p><input type="checkbox"/> Measure taken has been effective  <input checked="" type="checkbox"/> Measure taken has been partially effective  <input type="checkbox"/> Measure taken has been ineffective  <input type="checkbox"/> Unknown</p> <p><b>Please explain the selection and where possible indicate the tools or methodology used for the assessment of effectiveness above</b></p> <p>The measure has been assessed as partially effective thus far, since conservation measures have not yet been defined for all of Germany's Special Areas of Conservation.</p> <p><b>Relevant websites, web links and files</b> (Please use this field to indicate any relevant websites, web links or documents where additional information related to this assessment can be found).          &lt;Add link&gt; &lt;Add file&gt;</p>
<p><b>Other relevant information</b>, including case studies to illustrate how the measure taken has resulted in (or is expected to result in) outcomes that contribute to the implementation of the NBSAP</p> <p>&lt;Text entry&gt;</p>

**Relevant websites, web links and files** (Please use this field to indicate any relevant websites, web links or documents where additional information can be found)

<Add link> <Add file>

**Obstacles and scientific and technical needs related to the measure taken:** Please describe what obstacles have been encountered and any scientific and technical needs for addressing these, including technical and scientific cooperation, capacity development activities or the need for guidance materials.

Existing conflicts of use are necessitating extensive participation and coordination processes. Furthermore, since management planning has been stepped up significantly in recent years, the authorities are having problems commissioning suitable companies to draw up the management plans (insufficient capacity).

**Relevant websites, web links and files** (Please use this field to indicate any relevant websites, web links or documents where additional information related to these obstacles and scientific and technical needs can be found).

<Add link> <Add file>

### **Measure 3: Projects implemented under federal funding programmes (NGP, BUBI, Blue Belt)**

**[Section II. Implementation measures taken, assessment of their effectiveness, associated obstacles and scientific and technical needs to achieve national targets**

Using the template below, please report on the major measures your country has taken to implement its national biodiversity strategy and action plan. Please also provide an assessment of the effectiveness of these measures. The template should be replicated for each measure reported.]

#### **II. Implementation measures, their effectiveness, and associated obstacles and scientific and technical needs to achieve national targets**

**Describe a measure taken to contribute to the implementation of your country's national biodiversity strategy and action plan**

The German government has adopted a federal programme, entitled Germany's Blue Belt (Blaues Band Deutschland) that is intended to renaturalise federal waterways and their riparian zones over the next 30 years. The government is thus increasing investment in the renaturalisation of federal waterways and placing new emphasis on nature conservation, water protection, flood prevention and water tourism, recreational sport and leisure activities.

The aim of the Blue Belt is to establish a biotope network of national significance through renaturalisation measures along federal waterways. Germany's river landscapes should once again be looked at as a whole, in other words not be divided into watercourse, banks and riparian zones. In this way, the development of water bodies and riparian zones in Germany will be given a new quality boost. In Germany there is a network of secondary waterways, with a total length of roughly 2,800 kilometres, which is no longer needed for freight transport, or only to a minor extent. These flowing waters have considerable environmental development potential thanks to the presence of near natural water-body structures. However, even in the intensively utilised core network of federal waterways, renaturalisation measures will be implemented to function as "ecological stepping stones" for the nationwide biotope system, provided they are compatible with transport purposes.

The Federal Ministry for the Environment has set up a new funding programme for the natural development of riparian zones, for which €4 million were made available in the 2019 budget year. The funding programme is primarily targeted at environmental and nature conservation associations and at district authorities and municipalities.

The German government has been promoting natural and cultural landscapes of particular value with its chance.natur - Bundesförderung Naturschutz conservation programme since 1979. Since 2009, cultural landscapes in urban areas have also been supported with federal funds. The purpose of the funding programme is to create and safeguard areas of nature and landscape that are worthy of conservation and are of representative significance for the entire country. These large-scale conservation projects promote areas that are especially important for nature conservation from a national viewpoint on account of their natural features. This applies in particular to habitat types and species of flora and fauna that are more prevalent in Germany than elsewhere and for which Germany bears particular responsibility. In this way, the German government makes a sustainable contribution to the protection of biodiversity and the preservation of Germany's natural heritage, and to the fulfilment of international and national nature conservation obligations. The chance.natur – Bundesförderung Naturschutz programme is thus a central pillar of nature conservation policy in Germany.

Large-scale nature conservation projects make an important contribution to the implementation of international agreements and nature conservation obligations under European law by means of measures that serve to preserve a diversity of regionally typical species and their populations, safeguard the natural genetic exchange between wild species and preserve the rest sites and migration patterns of migratory animal species.

The chance.natur programme has been in place for 40 years. To date it has promoted 80 large-scale conservation projects covering a total area of around 3,700 km<sup>2</sup>. The German government currently provides the programme with €14 million per year.

**For the implementation measure, please indicate to which national or Aichi Biodiversity Target(s) it contributes**

**National Target 5:**

By 2010, the decline in endangered habitat types has been halted. Thereafter, those biotope types which are under threat of complete destruction or severely endangered according to the Red Lists will increase again in terms of their area and number, degradations have been halted, and regeneration has begun.

**Aichi Target 5:**

Loss of habitats and fragmentation

**Aichi Target 11:**

Protected areas (terrestrial, inland water, coastal and marine)

**Aichi Target 12:**

Conservation of species

**Assessment of the effectiveness of the implementation measure taken in achieving desired outcomes:**

- Measure taken has been effective
- Measure taken has been partially effective
- Measure taken has been ineffective
- Unknown

**Please explain the selection and where possible indicate the tools or methodology used for the assessment of effectiveness above**

Participation by third parties is ensured through a funding programme for riparian zone protection projects.

**Relevant websites, web links and files** (Please use this field to indicate any relevant websites, web links or documents where additional information related to this assessment can be found)

[www.blaues-band.bund.de](http://www.blaues-band.bund.de)

**Other relevant information**, including case studies to illustrate how the measure taken has resulted in (or is expected to result in) outcomes that contribute to the implementation of the NBSAP

BMVI and BMUB (2017): Bundesprogramm Blaues Band Deutschland – Eine Zukunftsperspektive für die Wasserstraßen. [Germany’s Federal Blue Belt Programme – Future prospects for the country’s waterways] Working party on the technical basis for Germany’s Federal Blue Belt Programme (2017): Fachliche Grundlagen zum “Bundesprogramm Blaues Band Deutschland” ([www.blaues-band.bund.de](http://www.blaues-band.bund.de)).

BfN (2015): Gewässer und Auen – Nutzen für die Gesellschaft [Waterways and riparian zones – Benefits for society].

BMUB (2015): Den Flüssen mehr Raum geben – Renaturierung von Auen in Deutschland [Giving rivers more space – Renaturalising riparian zones in Germany]

**Relevant websites, web links and files** (Please use this field to indicate any relevant websites, web links or documents where additional information can be found)

[www.bmu.de](http://www.bmu.de), [www.bfn.de](http://www.bfn.de), [www.uba.de](http://www.uba.de), [www.blaues-band.bund.de](http://www.blaues-band.bund.de)

**Obstacles and scientific and technical needs related to the measure taken:** Please describe what obstacles have been encountered and any scientific and technical needs for addressing these, including technical and scientific cooperation, capacity development activities or the need for guidance materials.

Actors at all levels are provided with proposed solutions to address existing problems, in the form of technical guidelines and scientific appraisals. Agreement is reached on the design of the individual projects in a professional process involving discussion forums at local level.

**Relevant websites, web links and files** (Please use this field to indicate any relevant websites, web links or documents where additional information related to these obstacles and scientific and technical needs can be found).

[www.blaues-band.bund.de](http://www.blaues-band.bund.de)

## Measure 4: Protecting our natural heritage

**[Section II. Implementation measures taken, assessment of their effectiveness, associated obstacles and scientific and technical needs to achieve national targets**

Using the template below, please report on the major measures your country has taken to implement its national biodiversity strategy and action plan. Please also provide an assessment of the effectiveness of these measures. The template should be replicated for each measure reported.]



## II. Implementation measures, their effectiveness, and associated obstacles and scientific and technical needs to achieve national targets

### Describe a measure taken to contribute to the implementation of your country's national biodiversity strategy and action plan

Under the National Natural Heritage initiative around 156,000 hectares of federal land has been excluded from privatisation and transferred to nature conservation organisations for long-term care. A further 36,000 hectares had already been secured as part of a previous initiative.

The National Natural Heritage comprises valuable tracts of federally owned nature conservation land which the federal government decided not to sell but instead placed in the hands of nature conservation organisations. These include areas previously used for military purposes, the Green Belt along the former inner German border, sites that used to be under state ownership in the German Democratic Republic (GDR), and disused open-cast lignite mines in eastern Germany. Altogether, about 156,000 hectares of natural heritage land across Germany have been safeguarded for nature in this way. The federal government transfers the National Natural Heritage sites free of charge to the Länder, the German Federal Environmental Foundation (DBU) and nature conservation associations and foundations, which assume responsibility for maintaining and developing these sites to protect nature in the future. Some of the natural heritage sites remain permanently in federal ownership, i.e. are classed as federal National Natural Heritage, for which the federal government performs the nature conservation tasks itself.

The federal government imposes stringent nature conservation requirements on the National Natural Heritage sites, which the recipients of the sites are contractually obliged to meet. The sites are permanently dedicated to nature and will be preserved as natural heritage for future generations. The decision on which sites owned by the federal government should form part of the National Natural Heritage was taken on the basis of nature conservation criteria. The sites chosen were mostly within existing protected areas (for instance in national parks or within larger nature conservation areas), but also military sites no longer in active use extending over a particularly large area, and suitable sites in post-mining landscapes.

### For the implementation measure, please indicate to which national or Aichi Biodiversity Target(s) it contributes

#### National Target 5:

By 2010, the decline in endangered habitat types has been halted. Thereafter, those biotope types which are under threat of complete destruction or severely endangered according to the Red Lists will increase again in terms of their area and number, degradations have been halted, and regeneration has begun.

#### Aichi Target 5:

Loss of habitats and fragmentation

#### Aichi Target 11:

Protected areas (terrestrial, inland water, coastal and marine)

#### Aichi Target 12:

Conservation of species

### Assessment of the effectiveness of the implementation measure taken in achieving desired outcomes:

- Measure taken has been effective
- Measure taken has been partially effective
- Measure taken has been ineffective
- Unknown

**Please explain the selection and where possible indicate the tools or methodology used for the assessment of effectiveness above**

The relevant areas are delineated according to nature conservation criteria. They are transferred on a contractual basis to Länder, the German Federal Environmental Foundation and nature conservation associations and foundations, which agree to submit regular reports to the Federal Environment Ministry and to cooperate with the Federal Agency for Nature Conservation. Legal security for the long term is provided by entry in the land register. About 33,000 hectares are managed by the federal government itself.

**Relevant websites, web links and files** (Please use this field to indicate any relevant websites, web links or documents where additional information related to this assessment can be found).

[www.bfn.de/0325\\_nationales\\_naturerbe.html](http://www.bfn.de/0325_nationales_naturerbe.html)

**Other relevant information**, including case studies to illustrate how the measure taken has resulted in (or is expected to result in) outcomes that contribute to the implementation of the NBSAP

BMUB (2017): Das Nationale Naturerbe – Naturschätze für Deutschland.

**Relevant websites, web links and files** (Please use this field to indicate any relevant websites, web links or documents where additional information can be found)

[www.bmu.bund.de](http://www.bmu.bund.de), [www.bfn.de](http://www.bfn.de), [www.dbu.de](http://www.dbu.de), [www.naturerbe.nabu.de](http://www.naturerbe.nabu.de), [www.naturstiftung.de](http://www.naturstiftung.de)

**Obstacles and scientific and technical needs related to the measure taken:** Please describe what obstacles have been encountered and any scientific and technical needs for addressing these, including technical and scientific cooperation, capacity development activities or the need for guidance materials.

As a first step, criteria had to be devised for selecting the sites and for their maintenance and development in accordance with nature conservation principles. The Budget Committee of the German Bundestag granted approval for transfer of the sites. A comprehensive transfer process took place, with numerous individual contracts and entries in the land register. Subsequently maintenance and development plans had to be worked out for the individual sites; these are now being processed through a programme of measures. The EU Commission was notified of the programme, resulting in approval as SGEI (services of general economic interest) state aid.

**Relevant websites, web links and files** (Please use this field to indicate any relevant websites, web links or documents where additional information related to these obstacles and scientific and technical needs can be found).

See above

## Assessment of progress towards National Target 5

### [Section III. Assessment of progress towards each national target

Using the template below, please assess the level of progress made towards each of your country's national targets or similar commitments. The template should be replicated for each national target. If your country has not set national targets please use the Aichi Biodiversity Targets.]

### III. Assessment of progress towards each national target

**Target**

By 2010, the decline in endangered habitat types has been halted. Thereafter, those biotope types which are under threat of complete destruction or severely endangered according to the Red Lists will increase again in terms of their area and number, degradations have been halted, and regeneration has begun.

**Category of progress towards the implementation of the selected target:**

- On track to exceed target
- On track to achieve target
- Progress towards target but at an insufficient rate
- No significant change
- Moving away from target
- Unknown

**Date the assessment was done:**

September 2019

**Additional information** (Please provide information on the evidence used in the assessment of this target, drawing upon relevant information provided in section II, including obstacles in undertaking the assessment).

<Text entry>

**Indicators used in this assessment**

*Indicator(s) used in this assessment*

<Indicator(s) used> Please provide a list of indicators used for the assessment of this target

or:

- No indicator used

**Please describe any other tools or means used for assessing progress**

<Text entry>

**Relevant websites, web links and files** (Please use this field to indicate any relevant websites, web links or documents where additional information related to this assessment can be found).

<Add link> <Add file>

**Level of confidence of the above assessment**

- Based on comprehensive evidence
- Based on partial evidence
- Based on limited evidence

**Please provide an explanation for the level of confidence indicated above.**

<Text entry>

**Adequacy of monitoring information to support assessment**

- Monitoring related to this target is adequate
- Monitoring related to this target is partial (e.g. only covering part of the area or issue)
- No monitoring system in place
- Monitoring is not needed

**Please describe how the target is monitored and indicate whether there is a monitoring system in place**

The Red Lists are regularly updated.

The current status regarding legal safeguards for the Special Areas of Conservation and the definition of conservation measures in the Special Areas of Conservation is regularly reviewed.

**Relevant websites, web links and files** (Please use this field to indicate any relevant websites, web links or documents where additional information related to the monitoring system can be found)

<Add link> <Add file>

## Aichi Target 5

### Loss of habitats and fragmentation

By 2020, the rate of loss of all natural habitats, including forests, is at least halved and where feasible brought close to zero, and degradation and fragmentation is significantly reduced.

## National Target 6:

**By 2020 the conditions for typical forest communities have improved (diversity of structure and dynamics). Rejuvenation of the trees and shrubs in the natural forest community is largely natural. Natural processes for strengthening ecological functions are being used under near-natural management forms. Mature timber and dead wood are present in adequate quantity and quality.**

### [Section I. Information on the targets being pursued at the national level

If your country has set and/or adopted national targets or equivalent commitments related to the Strategic Plan for Biodiversity 2011-2020 please use the following template to describe them. Please complete this template for each of your country's national targets. National targets entered in this section will be linked to section III so that progress in their implementation can be assessed. If your country has not set or adopted any national targets related to the Strategic Plan for Biodiversity 2011-2020 please indicate so in the first box and move to section II.]

#### I. Information on the targets being pursued at the national level

My country has adopted national biodiversity targets or equivalent commitments in line with the Strategic Plan for Biodiversity 2011-2020 and the Aichi Targets

or

My country has not adopted national biodiversity targets and is reporting progress using the Aichi Biodiversity Targets for reference. (Move to section II. In section III, the Aichi Biodiversity Targets should be used for the purpose of this report as the national targets and progress should be assessed towards their achievement in the national context.)

**National Target 6** (Please use the official title, if available)

By 2020 the conditions for typical forest communities have improved (diversity of structure and dynamics). Rejuvenation of the trees and shrubs in the natural forest community is largely natural. Natural processes for strengthening ecological functions are being used under near-natural management forms. Mature timber and dead wood are present in adequate quantity and quality.

### Rationale for the national target

Roughly one third of Germany's land area is forested. Forests in Germany are particularly important as habitats for flora and fauna and as an economic factor, supplier of raw materials, climate regulator and areas of discovery and retreat for people seeking recreation. Over the centuries, the look of the forest has been largely shaped by human influence and economic activity.

From the Middle Ages through to the 19th century, in particular, clearances and overuse reduced the area of land under forest, caused existing forest stand to be degraded and significantly changed the species mix. Today's forests form a dynamic mosaic of diverse habitats, which also include connecting elements, no-take forest areas and special habitats and refuges for endangered and rare animal species with numerous structural elements varying widely within a small area. Many species of plants and animals, some of them rare and endangered, are reliant on near-natural and structurally diverse forests as their habitats and also need these if they are to adapt to advancing climate change. Some of these species are reliant on specific forest habitats shaped by particular cultures and uses (e.g. coppices and coppices with standards).

**Level of application** (Please specify the level to which the target applies):

- Regional/multilateral – please indicate area concerned <Text entry>  
 National/federal  
 Subnational – please indicate area concerned <Text entry>

**Relevance of the national targets to the Aichi Biodiversity Targets** (Links between national targets and Aichi Biodiversity Targets.)

**Main related Aichi Biodiversity Targets** (Please select one or more Aichi Biodiversity Target to which the national target is wholly or partially related. Parties can select an entire target or a target component (not shown below))

- |                                       |                                       |  |                             |
|---------------------------------------|---------------------------------------|--|-----------------------------|
| <input type="checkbox"/> 1            | <input type="checkbox"/> 6            | <input type="checkbox"/> 11            | <input type="checkbox"/> 16 |
| <input type="checkbox"/> 2            | <input checked="" type="checkbox"/> 7 | <input checked="" type="checkbox"/> 12 | <input type="checkbox"/> 17 |
| <input type="checkbox"/> 3            | <input type="checkbox"/> 8            | <input type="checkbox"/> 13            | <input type="checkbox"/> 18 |
| <input type="checkbox"/> 4            | <input type="checkbox"/> 9            | <input type="checkbox"/> 14            | <input type="checkbox"/> 19 |
| <input checked="" type="checkbox"/> 5 | <input type="checkbox"/> 10           | <input type="checkbox"/> 15            | <input type="checkbox"/> 20 |

**Other related Aichi Biodiversity Targets** (Please select one or more Aichi Biodiversity Target to which the national target is indirectly related.)

- |                            |                             |  |                             |
|----------------------------|-----------------------------|--|-----------------------------|
| <input type="checkbox"/> 1 | <input type="checkbox"/> 6  | <input type="checkbox"/> 11            | <input type="checkbox"/> 16 |
| <input type="checkbox"/> 2 | <input type="checkbox"/> 7  | <input type="checkbox"/> 12            | <input type="checkbox"/> 17 |
| <input type="checkbox"/> 3 | <input type="checkbox"/> 8  | <input type="checkbox"/> 13            | <input type="checkbox"/> 18 |
| <input type="checkbox"/> 4 | <input type="checkbox"/> 9  | <input type="checkbox"/> 14            | <input type="checkbox"/> 19 |
| <input type="checkbox"/> 5 | <input type="checkbox"/> 10 | <input checked="" type="checkbox"/> 15 | <input type="checkbox"/> 20 |

or

National target has no corresponding Aichi Biodiversity Target or relates to other parts of the Strategic Plan for Biodiversity – please explain

<Text entry>

**Other relevant information** (Please use this field to provide any other relevant information, such as the process of developing and adopting the national target, the stakeholders involved or the strategies and plans in which this national target has been included.)

This is a target from the NBS. Implementation of the National Strategy on Biological Diversity is designed as a dialogue-oriented process that is aimed at involving all state and non-state actors and embedding implementation of the strategy across society as a whole. This has been carried out very successfully during the reporting period.

In addition, this target has been further differentiated in the Forest Strategy 2020.

**Relevant websites, web links, and files** (Please use this field to indicate any relevant websites, web links or documents where additional information related to this national target can be found.)

[https://www.bmu.de/fileadmin/Daten\\_BMU/Pool/Broschueren/nationale\\_strategie\\_biologische\\_vielfalt\\_2015\\_bf.pdf](https://www.bmu.de/fileadmin/Daten_BMU/Pool/Broschueren/nationale_strategie_biologische_vielfalt_2015_bf.pdf)

[https://www.bmel.de/DE/Wald-Fischerei/Forst-Holzwirtschaft/\\_texte/Waldstrategie2020.html;nn=1890222](https://www.bmel.de/DE/Wald-Fischerei/Forst-Holzwirtschaft/_texte/Waldstrategie2020.html;nn=1890222)

Waldbericht 2017:

[https://www.bmel.de/DE/Wald-Fischerei/Forst-Holzwirtschaft/\\_texte/Waldbericht2017.html](https://www.bmel.de/DE/Wald-Fischerei/Forst-Holzwirtschaft/_texte/Waldbericht2017.html)

[https://www.bmel.de/SharedDocs/Downloads/EN/Publications/WaldberichtkurzEN.pdf?\\_\\_blob=publicationFile](https://www.bmel.de/SharedDocs/Downloads/EN/Publications/WaldberichtkurzEN.pdf?__blob=publicationFile)

## Measure 1: Legislation on forests at federal and state level

**[Section II. Implementation measures taken, assessment of their effectiveness, associated obstacles and scientific and technical needs to achieve national targets**

Using the template below, please report on the major measures your country has taken to implement its national biodiversity strategy and action plan. Please also provide an assessment of the effectiveness of these measures. The template should be replicated for each measure reported.]

### **II. Implementation measures, their effectiveness, and associated obstacles and scientific and technical needs to achieve national targets**

**Describe a measure taken to contribute to the implementation of your country's national biodiversity strategy and action plan**

The Act on the Conservation of Forests and the Promotion of Forestry – Federal Forest Act (Gesetz zur Erhaltung des Waldes und zur Förderung der Forstwirtschaft) is the most important instrument for the protection of forests in Germany. At state (Länder) level it is implemented and supplemented by the states' own forest laws. Other regulations are included in federal and state laws on nature conservation, hunting, plant protection etc.

According to Section 1 of the Federal Forest Act, “[F]orests must be preserved, if necessary augmented and their proper management sustainably secured on account of their economic benefits (productive function) and their importance for the environment, in particular for their ongoing services to the balance of nature, for the

*climate, the water balance, clean air, soil fertility, the landscape, agriculture, infrastructure and recreation for the population (protective and recreational function),....”*

The Federal Forest Act thus prescribes that forests must be properly managed in a sustainable manner that takes account not only of the various interests of today’s society but also those of future generations: future generations should be able to gain at least as much benefit from forests as the present generation does.

**For the implementation measure, please indicate to which national or Aichi Biodiversity Target(s) it contributes**

**National Target 6:**

By 2020 the conditions for typical forest communities have improved (diversity of structure and dynamics). Rejuvenation of the trees and shrubs in the natural forest community is largely natural. Natural processes for strengthening ecological functions are being used under near-natural management forms. Mature timber and dead wood are present in adequate quantity and quality.

**Aichi Target 5:**

Loss of habitats and fragmentation

**Aichi Target 7:**

Agriculture, aquaculture and forestry

**Aichi Target 12:**

Conservation of species

**Aichi Target 15:**

Conservation/restoration of ecosystems (climate action)

**Assessment of the effectiveness of the implementation measure taken in achieving desired outcomes:**

- Measure taken has been effective
- Measure taken has been partially effective
- Measure taken has been ineffective
- Unknown

**Please explain the selection and where possible indicate the tools or methodology used for the assessment of effectiveness above**

The entire forest area is protected by the federal and state forest legislation. Clearance and conversion to other forms of use require official approval. If forest does have to be cleared to make way for other forms of use (e.g. for settlements or transport infrastructure), the provisions under forest law require the afforestation of a replacement area of land of at least the same size. As a consequence, forests have been largely unaffected by land take resulting from settlement and transport measures: the area of forested land in Germany fluctuates only slightly, remaining stable at 32 per cent. On balance there has even been a slight increase in forested area over the past decades.

Despite many centuries of forest use, forests are among the ecosystems that have been least changed by human activity in Germany.

**Relevant websites, web links and files** (Please use this field to indicate any relevant websites, web links or documents where additional information related to this assessment can be found).



The Federal Forest Act and where applicable state forest acts, Federal Nature Conservation Act, BMEL website, Waldbericht 2017

**Other relevant information**, including case studies to illustrate how the measure taken has resulted in (or is expected to result in) outcomes that contribute to the implementation of the NBSAP

<Text entry>

**Relevant websites, web links and files** (Please use this field to indicate any relevant websites, web links or documents where additional information can be found)

<https://bundeswaldinventur.de/>

**Obstacles and scientific and technical needs related to the measure taken:** Please describe what obstacles have been encountered and any scientific and technical needs for addressing these, including technical and scientific cooperation, capacity development activities or the need for guidance materials.

Forests are greatly valued within German society and are seen as being directly relevant to people's personal well-being: studies show that, for example, more than 55 million people in Germany (70 per cent of the population) visit forests at least once a year for recreational purposes. Measures to conserve forests therefore enjoy a high level of acceptance in Germany, as does the Federal Forest Act, which was adopted in 1975.

**Relevant websites, web links and files** (Please use this field to indicate any relevant websites, web links or documents where additional information related to these obstacles and scientific and technical needs can be found).

[https://www.bmel.de/SharedDocs/Downloads/Broschueren/Waldbericht2017Langfassung.pdf?\\_\\_blob=publicationFile](https://www.bmel.de/SharedDocs/Downloads/Broschueren/Waldbericht2017Langfassung.pdf?__blob=publicationFile)

## **Measure 2: Promotion of silviculture by the federal government (GAK) and the Länder (e.g. near-natural silviculture, contractual nature conservation)**

**[Section II. Implementation measures taken, assessment of their effectiveness, associated obstacles and scientific and technical needs to achieve national targets**

Using the template below, please report on the major measures your country has taken to implement its national biodiversity strategy and action plan. Please also provide an assessment of the effectiveness of these measures. The template should be replicated for each measure reported.]

### **II. Implementation measures, their effectiveness, and associated obstacles and scientific and technical needs to achieve national targets**

Describe a measure taken to contribute to the implementation of your country's national biodiversity strategy and action plan

The ownership of German forests is widely spread and the result of historical developments: 48 per cent is privately owned, 33 per cent state owned (federal government and Länder) and 19 per cent is owned by a corporate body (municipalities for the most part) and known as corporate forest. State forests, in particular, are intended to serve the common good, and are consequently required to be managed in an exemplary manner. To enable the state forests to meet these requirements and provide the forest protection and recreation services to the extent desired by society, they receive grants from public budgets accordingly.

However, the other, non-state forest owners are also expected to contribute to the provision of the forest's protection and recreation services.

The federal government therefore participates in funding private and municipal forest under the Joint Task for the Improvement of Agricultural Structures and Coastal Protection (GAK).

The mandate to promote forestry contained in the Federal Forest Act is carried out through the forests funding area under the Joint Task for the Improvement of Agricultural Structures and Coastal Protection. The purpose of this funding is to help safeguard the productive, protective and recreational function of forests and improve conditions for production, working and sales in the forestry sector. Other aims targeted by the funding include improving forest management and overcoming structural obstacles in private forests.

The forests funding area within GAK covers various sets of measures, including:

- Near-natural forest management: forest restructuring, tending young stands, protective soil liming and associated preparatory work.
- First afforestation: the establishment of new forest stands on areas of land previously not used for forestry. This includes plantation establishment measures (sowing seed, planting, preparation of young plantations, diagnostic sampling, securing the young plantations) and replacing newly planted trees that have died, a process known as "beating up".
- Contractual nature conservation: the funding serves to protect, conserve and restore habitats and biotopes for wild flora and fauna species in forests and to improve the biodiversity typical of the habitats of forest ecosystems. Funding is provided for management, tending or non-utilisation on areas of land used or usable for forestry, in accordance with nature conservation guidelines.

The GAK measures in some cases form part of the rural development programmes of the Länder. In addition, some Länder have also set up other, supplementary funding programmes, some financed solely by the Länder themselves and others with EU co-financing under Regulation (EU) No. 1305/2013 (EAFRD).

As yet, forest owners have few opportunities available to them to be appropriately rewarded for nature conservation services. There is also almost no market for nature conservation services to date, or marketable products. To back up the existing regulatory measures such as the designation of protected areas, therefore, in accordance with the targets of the National Strategy on Biological Diversity there are plans to significantly increase contractual nature conservation and extend it to at least 10 per cent of the area of private forest.

Funding for specific measures relating to nature conservation is the responsibility of the Länder, and is provided where applicable with co-financing from the EU under Regulation (EU) No. 1305/2013 on support for rural development by the European Agricultural Fund for Rural Development (EAFRD), in particular Articles 25 (Investments improving the resilience and environmental value of forest ecosystems), 30 (Natura 2000 payments) and 34 (Forest-environmental and climate services). Certain Länder support the conservation of, for example, dead wood and trees that provide habitat, biotope improvement measures, contractual nature conservation or NATURA compensation, with or without EU co-financing.

**For the implementation measure, please indicate to which national or Aichi Biodiversity Target(s) it contributes**

**National Target 6:**

By 2020 the conditions for typical forest communities have improved (diversity of structure and dynamics). Rejuvenation of the trees and shrubs in the natural forest community is largely natural. Natural processes for strengthening ecological functions are being used under near-natural management forms. Mature timber and dead wood are present in adequate quantity and quality.

**Aichi Target 5:**

Loss of habitats and fragmentation

**Aichi Target 7:**

Agriculture, aquaculture and forestry

**Aichi Target 12:**

Conservation of species

**Aichi Target 15:**

Conservation/restoration of ecosystems (climate action)

**Assessment of the effectiveness of the implementation measure taken in achieving desired outcomes:**

- Measure taken has been effective
- Measure taken has been partially effective
- Measure taken has been ineffective
- Unknown

**Please explain the selection and where possible indicate the tools or methodology used for the assessment of effectiveness above**

To date, funding for forest-environment measures and contractual nature conservation in forests has been only modest in scope. The EAFRD programmes in the Länder include provision of only 0.1 per cent for forest-environment measures for the period 2014–2020.

However, at the end of 2018 an additional funding area, contractual nature conservation in forests (see above), was adopted under the Joint Task for the Improvement of Agricultural Structures and Coastal Protection (GAK), setting the course for increased funding in this field.

**Relevant websites, web links and files** (Please use this field to indicate any relevant websites, web links or documents where additional information related to this assessment can be found).

[BMEL website, Waldbericht 2017](#)

**Other relevant information**, including case studies to illustrate how the measure taken has resulted in (or is expected to result in) outcomes that contribute to the implementation of the NBSAP

The German government funds numerous institutions (e.g. departmental research) and projects relating to these aspects. The findings of these studies are intended to contribute to strengthening contractual nature conservation in Germany and make it more attractive.

**Relevant websites, web links and files** (Please use this field to indicate any relevant websites, web links or documents where additional information can be found)

[BWI \(National Forest Inventory\)](#)

**Obstacles and scientific and technical needs related to the measure taken:** Please describe what obstacles have been encountered and any scientific and technical needs for addressing these, including technical and scientific cooperation, capacity development activities or the need for guidance materials.

<Text entry>

**Relevant websites, web links and files** (Please use this field to indicate any relevant websites, web links or documents where additional information related to these obstacles and scientific and technical needs can be found).

<Add link> <Add file>

## Measure 3: Forest Climate Fund

### [Section II. Implementation measures taken, assessment of their effectiveness, associated obstacles and scientific and technical needs to achieve national targets

Using the template below, please report on the major measures your country has taken to implement its national biodiversity strategy and action plan. Please also provide an assessment of the effectiveness of these measures. The template should be replicated for each measure reported.]

#### II. Implementation measures, their effectiveness, and associated obstacles and scientific and technical needs to achieve national targets

##### Describe a measure taken to contribute to the implementation of your country's national biodiversity strategy and action plan

The Forest Climate Fund funds measures to maintain and expand the potential of forests and timber to reduce CO<sub>2</sub> and to help forests adapt to climate change. Funding priority 1 includes projects to improve the ability of forests to adapt to climate change while in particular maintaining their functions that promote biodiversity.

One example of this is the Fit for Climate Change project, which has implemented a whole range of measures based on specific rewetting of individual sites, training courses, a new forest nature trail and teaching materials for schools. Other priorities of the Forest Climate Fund include ensuring that forest ecosystems sequester carbon and increasing the level of CO<sub>2</sub> fixation, increasing the amount of carbon stored in wood products, and reducing carbon levels by using wood products as a substitute for materials that produce more CO<sub>2</sub>, research (including monitoring), information and communication.

##### For the implementation measure, please indicate to which national or Aichi Biodiversity Target(s) it contributes

###### National Target 6:

By 2020 the conditions for typical forest communities have improved (diversity of structure and dynamics). Rejuvenation of the trees and shrubs in the natural forest community is largely natural. Natural processes for strengthening ecological functions are being used under near-natural management forms. Mature timber and dead wood are present in adequate quantity and quality.

###### Aichi Target 5:

Loss of habitats and fragmentation

###### Aichi Target 7:

Agriculture, aquaculture and forestry

###### Aichi Target 12:

Conservation of species

###### Aichi Target 15:

Conservation/restoration of ecosystems (climate action)

##### Assessment of the effectiveness of the implementation measure taken in achieving desired outcomes:

- Measure taken has been effective
- Measure taken has been partially effective
- Measure taken has been ineffective

Unknown

**Please explain the selection and where possible indicate the tools or methodology used for the assessment of effectiveness above**

Various criteria for evaluating sustainability such as the effect on CO2 emissions, due regard for biodiversity concerns or the contribution to the German government's sustainability strategies are considered both when selecting projects and when evaluating them after completion.

**Relevant websites, web links and files** (Please use this field to indicate any relevant websites, web links or documents where additional information related to this assessment can be found).

[www.waldlimafonds.de](http://www.waldlimafonds.de)

**Other relevant information**, including case studies to illustrate how the measure taken has resulted in (or is expected to result in) outcomes that contribute to the implementation of the NBSAP

<Text entry>

**Relevant websites, web links and files** (Please use this field to indicate any relevant websites, web links or documents where additional information can be found)

[www.waldlimafonds.de](http://www.waldlimafonds.de)

**Obstacles and scientific and technical needs related to the measure taken:** Please describe what obstacles have been encountered and any scientific and technical needs for addressing these, including technical and scientific cooperation, capacity development activities or the need for guidance materials.

<Text entry>

**Relevant websites, web links and files** (Please use this field to indicate any relevant websites, web links or documents where additional information related to these obstacles and scientific and technical needs can be found).

<Add link> <Add file>

## Measure 4: Certification of legal sustainable forestry

[Section II. Implementation measures taken, assessment of their effectiveness, associated obstacles and scientific and technical needs to achieve national targets

Using the template below, please report on the major measures your country has taken to implement its national biodiversity strategy and action plan. Please also provide an assessment of the effectiveness of these measures. The template should be replicated for each measure reported.]

### II. Implementation measures, their effectiveness, and associated obstacles and scientific and technical needs to achieve national targets

**Describe a measure taken to contribute to the implementation of your country's national biodiversity strategy and action plan**

Certification of forest management can be an effective instrument for strengthening the conservation of biodiversity in forests and ensuring environmentally, socially and economically sustainable forest management through appropriate management measures. In terms of area, the most important certification

systems in Germany are PEFC (Programme for the Endorsement of Forest Certification Schemes) and FSC (Forest Stewardship Council).

In the National Strategy on Biological Diversity, the German government set itself the target that 80 per cent of the total forest area was to be certified to high environmental standards by 2010.

**For the implementation measure, please indicate to which national or Aichi Biodiversity Target(s) it contributes**

**National Target 6:**

By 2020 the conditions for typical forest communities have improved (diversity of structure and dynamics). Rejuvenation of the trees and shrubs in the natural forest community is largely natural. Natural processes for strengthening ecological functions are being used under near-natural management forms. Mature timber and dead wood are present in adequate quantity and quality.

**Aichi Target 5:**

Loss of habitats and fragmentation

**Aichi Target 7:**

Agriculture, aquaculture and forestry

**Aichi Target 12:**

Conservation of species

**Aichi Target 15:**

Conservation/restoration of ecosystems (climate action)

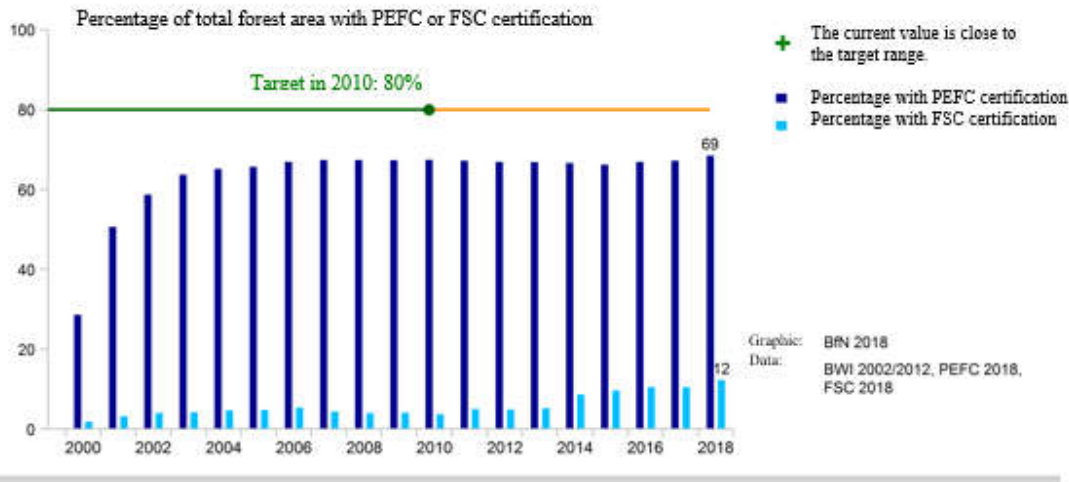
**Assessment of the effectiveness of the implementation measure taken in achieving desired outcomes:**

- Measure taken has been effective
- Measure taken has been partially effective
- Measure taken has been ineffective
- Unknown

**Please explain the selection and where possible indicate the tools or methodology used for the assessment of effectiveness above**

Certification systems are an instrument for supporting sustainability-oriented forest management and encouraging demand for sustainably produced timber. The proportion of forest areas certified to high environmental standards (PEFC, FSC) is therefore planned to rise further by 2020. Currently about 7.6 million hectares (approx. 68 per cent of forest area) are certified according to PEFC criteria and about 1.4 million hectares (approx. 12 per cent of forest area) to FSC criteria. Some large-scale forest owners are certified under both systems. The total certified area is over 8 million hectares. Altogether almost all of the forest owned by the federal government and the Länder is certified to PEFC or FSC standards, and in some cases even both. At present well over 80 per cent of forest area in the federal forest is certified (mostly to PEFC). A further increase in the proportion of forest areas certified to high environmental standards is being pursued. However, certification is not least a question of economic performance capacity, so for relative small private forestry enterprises in particular it is usually not something that can be considered.

## Sustainable forestry



**Relevant websites, web links and files** (Please use this field to indicate any relevant websites, web links or documents where additional information related to this assessment can be found).

[https://www.bmel.de/DE/Wald-Fischerei/Forst-Holzwirtschaft/\\_texte/Waldbericht2017.html](https://www.bmel.de/DE/Wald-Fischerei/Forst-Holzwirtschaft/_texte/Waldbericht2017.html)

<https://www.fsc-deutschland.de/de-de/wald/waldzertifizierung-/zahlen-und-fakten>

<https://pefc.de/uber-pefc/national/>

[https://www.bmu.de/fileadmin/Daten\\_BMU/Pool/Broschueren/biologische\\_vielfalt\\_bf.pdf](https://www.bmu.de/fileadmin/Daten_BMU/Pool/Broschueren/biologische_vielfalt_bf.pdf)

[https://www.bmu.de/fileadmin/Daten\\_BMU/Pool/Broschueren/indikatorenbericht\\_biologische\\_vielfalt\\_2014\\_bf.pdf](https://www.bmu.de/fileadmin/Daten_BMU/Pool/Broschueren/indikatorenbericht_biologische_vielfalt_2014_bf.pdf)

**Other relevant information**, including case studies to illustrate how the measure taken has resulted in (or is expected to result in) outcomes that contribute to the implementation of the NBSAP

<Text entry>

**Relevant websites, web links and files** (Please use this field to indicate any relevant websites, web links or documents where additional information can be found)

<Add link> <Add file>

**Obstacles and scientific and technical needs related to the measure taken:** Please describe what obstacles have been encountered and any scientific and technical needs for addressing these, including technical and scientific cooperation, capacity development activities or the need for guidance materials.

<Text entry>

**Relevant websites, web links and files** (Please use this field to indicate any relevant websites, web links or documents where additional information related to these obstacles and scientific and technical needs can be found).

<Add link> <Add file>

## Assessment of progress towards National Target 6

### [Section III. Assessment of progress towards each national target

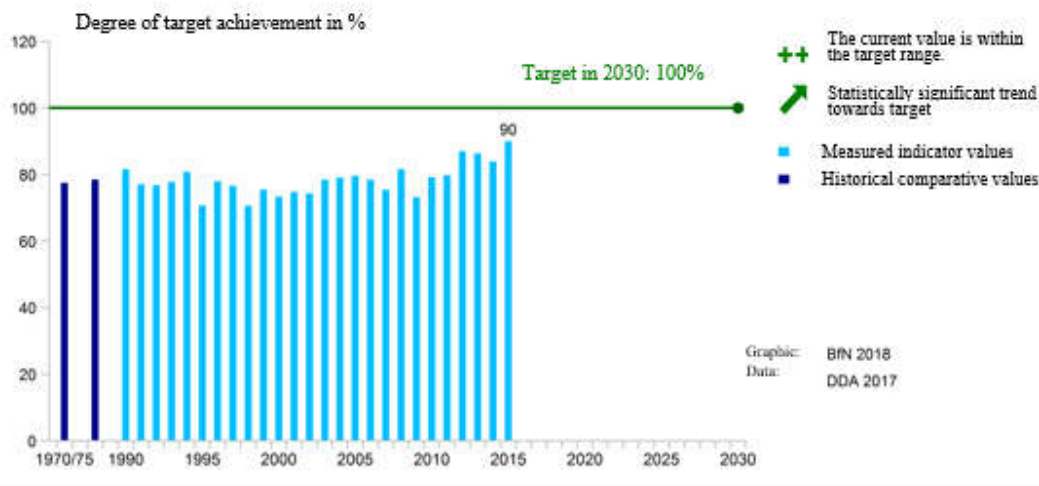
Using the template below, please assess the level of progress made towards each of your country's national targets or similar commitments. The template should be replicated for each national target. If your country has not set national targets please use the Aichi Biodiversity Targets.]

<b>III. Assessment of progress towards each national target</b>
<p><b>Target</b></p> <p>By 2020 the conditions for typical forest communities have improved (diversity of structure and dynamics). Rejuvenation of the trees and shrubs in the natural forest community is largely natural. Natural processes for strengthening ecological functions are being used under near-natural management forms. Mature timber and dead wood are present in adequate quantity and quality.</p>
<p><b>Category of progress towards the implementation of the selected target:</b></p> <p><input type="checkbox"/> On track to exceed target  <input checked="" type="checkbox"/> On track to achieve target  <input type="checkbox"/> Progress towards target but at an insufficient rate  <input type="checkbox"/> No significant change  <input type="checkbox"/> Moving away from target  <input type="checkbox"/> Unknown</p>
<p><b>Date the assessment was done:</b></p> <p>2012 (BWI), 2017 (Waldbericht), 2019 (accountability report and indicator report for NBS)</p>
<p><b>Additional information</b> (Please provide information on the evidence used in the assessment of this target, drawing upon relevant information provided in section II, including obstacles in undertaking the assessment).</p> <p>As Germany's Third National Forest Inventory (NFI) shows, as of 2012 the environmental status of the country's forest had experienced a positive trend over recent years. Overall there were more deciduous trees in Germany's forests again, with the proportion rising by around 7 per cent since 2002 to 43 per cent of forest area. Trees that provide habitat, dead wood, the age and structural diversity of the forests also increased. For instance, almost one quarter of the forest is more than 100 years old – constituting an increase of 18 per cent compared with 2002; in fact 14 per cent of the forest is more than 120 years old. The proportion of forest area with a near-natural composition of tree species changed very little compared with 2002. All in all there were somewhat fewer predominantly planted forests and instead slightly more near-natural forests.</p> <p>These trends are also reflected in the survey results for the sub-indicator for forests in the species diversity and landscape quality indicator (see below). This welcome development needs to be continued, and the communities typical of forests must be conserved and promoted.</p> <p>The conservation status of the beech forests protected by the Habitats Directive is also stable.</p>
<p><b>Indicators used in this assessment</b></p> <p>The sub-indicator for forests in the species diversity and landscape quality indicator for the National Strategy on Biological Diversity has progressed in a relatively favourable direction. In 2015 it reached the target range – 90 per cent of the target value – registering an improvement of 14 per cent over the previous 2014 indicator report from – a statistically significant positive trend. In a comparison of all sub-indicators, this is the highest</p>



target achievement level (overall mean of all sub-indicators: 70 per cent) and the result of silvicultural activities by forest owners, the implementation of near-natural forest management strategies, measures to conserve forest genetic resources and the funding policy pursued by the federal government and the Länder. Numerous activities and measures that were begun more than three decades ago have contributed to this. Since then the environmental status of Germany's forest has developed positively in many aspects. This is a lengthy process. Implementation of the strategy for near-natural forest management over wide areas has played a substantial part in it.

### Species diversity and landscape quality – forests



As the Third National Forest Inventory shows, the environmental status of the country's forests has experienced a positive trend over recent years. Overall there are more deciduous trees in Germany's forests again, with the proportion rising by around 7 per cent since 2002 to 43 per cent of forest area. Trees that provide habitat, dead wood, the age and structural diversity of the forests also increased. For instance, almost one quarter of the forest is more than 100 years old – constituting an increase of 18 per cent compared with 2002; in fact 14 per cent of the forest is more than 120 years old. The proportion of forest area with a near-natural composition of tree species changed very little compared with 2002. All in all there were somewhat fewer predominantly planted forests and instead somewhat more near-natural forests. These trends are also reflected in the survey results for the sub-indicator for forests in the species diversity and landscape quality indicator (see above). This welcome development needs to be continued, and the communities typical of forests must be conserved and promoted.

Further information about the status of forests in Germany is shown in the Waldbericht (forest report) 2017: [https://www.bmel.de/DE/Wald-Fischerei/Forst-Holzwirtschaft/\\_texte/Waldbericht2017.html](https://www.bmel.de/DE/Wald-Fischerei/Forst-Holzwirtschaft/_texte/Waldbericht2017.html)  
[https://www.bmel.de/SharedDocs/Downloads/EN/Publications/WaldberichtkurzEN.pdf?\\_\\_blob=publicationFile](https://www.bmel.de/SharedDocs/Downloads/EN/Publications/WaldberichtkurzEN.pdf?__blob=publicationFile)

or:

No indicator used

**Please describe any other tools or means used for assessing progress**

<Text entry>

**Relevant websites, web links and files** (Please use this field to indicate any relevant websites, web links or documents where additional information related to this assessment can be found).

[https://www.bmel.de/DE/Wald-Fischerei/Forst-Holzwirtschaft/\\_texte/Waldbericht2017.html](https://www.bmel.de/DE/Wald-Fischerei/Forst-Holzwirtschaft/_texte/Waldbericht2017.html)

<https://www.fsc-deutschland.de/de-de/wald/waldzertifizierung-/zahlen-und-fakten>

<https://pefc.de/uber-pefc/national/>

[https://www.bmu.de/fileadmin/Daten\\_BMU/Pool/Broschueren/biologische\\_vielfalt\\_bf.pdf](https://www.bmu.de/fileadmin/Daten_BMU/Pool/Broschueren/biologische_vielfalt_bf.pdf)

[https://www.bmu.de/fileadmin/Daten\\_BMU/Pool/Broschueren/indikatorenbericht\\_biologische\\_vielfalt\\_2014\\_bf.pdf](https://www.bmu.de/fileadmin/Daten_BMU/Pool/Broschueren/indikatorenbericht_biologische_vielfalt_2014_bf.pdf)

<https://www.bundeswaldinventur.de/>

#### **Level of confidence of the above assessment**

- Based on comprehensive evidence  
 Based on partial evidence  
 Based on limited evidence

#### **Please provide an explanation for the level of confidence indicated above.**

The certification systems regularly publish the size of the areas certified according to their system.

#### **Adequacy of monitoring information to support assessment**

- Monitoring related to this target is adequate  
 Monitoring related to this target is partial (e.g. only covering part of the area or issue)  
 No monitoring system in place  
 Monitoring is not needed

#### **Please describe how the target is monitored and indicate whether there is a monitoring system in place**

Germany's National Forest Inventory (NFI) is a large-scale forest inventory that is required to be conducted across the whole of Germany, as laid down in the Federal Forest Act. The National Forest Inventory records large-scale forest conditions and possibilities for forest production in Germany. The first National Forest Inventory in Germany was conducted with 1987 as the base year, prior to German reunification (i.e. only the West German Länder). A further two inventories have been conducted for the whole of Germany, post-reunification (base years 2002 and 2012).

The National Forest Inventory is a terrestrial sampling inventory with permanent sampling points. For this purpose a grid with a line spacing of 4 km (base grid) was laid across the territory of the Federal Republic of Germany and tracts for sampling were established at the intersections of the lines. In some areas the sampling density was doubled or quadrupled.

In order to map the state of nature and the landscape under the influence of diverse uses over the whole area of Germany in summary form, the species diversity and landscape quality indicator measures the changes in populations of selected bird species which represent the most important landscape and habitat types in Germany. The indicator is calculated on the basis of the population trend of a total of 59 selected bird species throughout Germany which are indicative of the state of the habitats in which they live. The species were selected in cooperation with the state bird observatories of the Länder and the Federation of German Avifaunists (Dachverband Deutscher Avifaunisten, DDA).

The certification systems regularly publish the size of the areas certified according to their system.

**Relevant websites, web links and files** (Please use this field to indicate any relevant websites, web links or documents where additional information related to the monitoring system can be found)

<https://www.bundeswaldinventur.de/>

[https://www.bmu.de/fileadmin/Daten\\_BMU/Pool/Broschueren/biologische\\_vielfalt\\_bf.pdf](https://www.bmu.de/fileadmin/Daten_BMU/Pool/Broschueren/biologische_vielfalt_bf.pdf)

<https://www.bundesregierung.de/resource/blob/975292/730844/3d30c6c2875a9a08d364620ab7916af6/deutsche-nachhaltigkeitsstrategie-neuaufgabe-2016-download-bpa-data.pdf?download=1>

[https://www.destatis.de/DE/Themen/Gesellschaft-Umwelt/Nachhaltigkeitsindikatoren/Publikationen/Downloads-Nachhaltigkeit/indikatoren-0230001189004.pdf?\\_\\_blob=publicationFile](https://www.destatis.de/DE/Themen/Gesellschaft-Umwelt/Nachhaltigkeitsindikatoren/Publikationen/Downloads-Nachhaltigkeit/indikatoren-0230001189004.pdf?__blob=publicationFile)

[https://www.bmu.de/fileadmin/Daten\\_BMU/Pool/Broschueren/indikatorenbericht\\_biologische\\_vielfalt\\_2014\\_bf.pdf](https://www.bmu.de/fileadmin/Daten_BMU/Pool/Broschueren/indikatorenbericht_biologische_vielfalt_2014_bf.pdf)

<https://www.fsc-deutschland.de/de-de/wald/waldzertifizierung-/zahlen-und-fakten>

<https://pefc.de/uber-pefc/national/>

## Aichi Target 5

### Loss of habitats and fragmentation

By 2020, the rate of loss of all natural habitats, including forests, is at least halved and where feasible brought close to zero, and degradation and fragmentation is significantly reduced.

## National Target 7

By 2020, forests with natural forest development account for 5% of the wooded area and 10% of publicly owned wooded area.

### [Section I. Information on the targets being pursued at the national level

If your country has set and/or adopted national targets or equivalent commitments related to the Strategic Plan for Biodiversity 2011-2020 please use the following template to describe them. Please complete this template for each of your country's national targets. National targets entered in this section will be linked to section III so that progress in their implementation can be assessed. If your country has not set or adopted any national targets related to the Strategic Plan for Biodiversity 2011-2020 please indicate so in the first box and move to section II.]

<p><b>I. Information on the targets being pursued at the national level</b></p> <p><input checked="" type="checkbox"/> My country has adopted national biodiversity targets or equivalent commitments in line with the Strategic Plan for Biodiversity 2011-2020 and the Aichi Targets</p> <p>or</p> <p><input type="checkbox"/> My country has not adopted national biodiversity targets and is reporting progress using the Aichi Biodiversity Targets for reference. (Move to section II. In section III, the Aichi Biodiversity Targets should be used for the purpose of this report as the national targets and progress should be assessed towards their achievement in the national context.)</p>
<p><b>National Target 7</b> (Please use the official title, if available)</p> <p>By 2020, forests with natural forest development account for 5% of the wooded area and 10% of publicly owned wooded area.</p>
<p><b>Rationale for the national target</b></p> <p>Areas of forest that are not used for forestry purposes are important refuges for certain animal and plant species. They are especially significant as habitats for a range of endangered species dwelling in or making use of dead wood or old wood, for example species of fungi, mosses, lichens, insects and birds. Areas of forest not used for forestry purposes are also particularly important as reference areas and areas in which to experience nature.</p>
<p><b>Level of application</b> (Please specify the level to which the target applies):</p> <p><input type="checkbox"/> Regional/multilateral – please indicate area concerned &lt;Text entry&gt;</p> <p><input checked="" type="checkbox"/> National/federal</p> <p><input type="checkbox"/> Subnational – please indicate area concerned &lt;Text entry&gt;</p>

**Relevance of the national targets to the Aichi Biodiversity Targets** (Links between national targets and Aichi Biodiversity Targets.)

**Main related Aichi Biodiversity Targets** (Please select one or more Aichi Biodiversity Target to which the national target is wholly or partially related. Parties can select an entire target or a target component (not shown below))

- |                                       |                             |                             |                             |
|---------------------------------------|-----------------------------|-----------------------------|-----------------------------|
| <input type="checkbox"/> 1            | <input type="checkbox"/> 6  | <input type="checkbox"/> 11 | <input type="checkbox"/> 16 |
| <input type="checkbox"/> 2            | <input type="checkbox"/> 7  | <input type="checkbox"/> 12 | <input type="checkbox"/> 17 |
| <input type="checkbox"/> 3            | <input type="checkbox"/> 8  | <input type="checkbox"/> 13 | <input type="checkbox"/> 18 |
| <input type="checkbox"/> 4            | <input type="checkbox"/> 9  | <input type="checkbox"/> 14 | <input type="checkbox"/> 19 |
| <input checked="" type="checkbox"/> 5 | <input type="checkbox"/> 10 | <input type="checkbox"/> 15 | <input type="checkbox"/> 20 |

**Other related Aichi Biodiversity Targets** (Please select one or more Aichi Biodiversity Target to which the national target is indirectly related.)

- |                            |                             |  |                             |
|----------------------------|-----------------------------|--|-----------------------------|
| <input type="checkbox"/> 1 | <input type="checkbox"/> 6  | <input type="checkbox"/> 11            | <input type="checkbox"/> 16 |
| <input type="checkbox"/> 2 | <input type="checkbox"/> 7  | <input type="checkbox"/> 12            | <input type="checkbox"/> 17 |
| <input type="checkbox"/> 3 | <input type="checkbox"/> 8  | <input type="checkbox"/> 13            | <input type="checkbox"/> 18 |
| <input type="checkbox"/> 4 | <input type="checkbox"/> 9  | <input type="checkbox"/> 14            | <input type="checkbox"/> 19 |
| <input type="checkbox"/> 5 | <input type="checkbox"/> 10 | <input checked="" type="checkbox"/> 15 | <input type="checkbox"/> 20 |

or

National target has no corresponding Aichi Biodiversity Target or relates to other parts of the Strategic Plan for Biodiversity – please explain

<Text entry>

**Other relevant information** (Please use this field to provide any other relevant information, such as the process of developing and adopting the national target, the stakeholders involved or the strategies and plans in which this national target has been included.)

The national targets described in the National Report are set out in the National Strategy on Biological Diversity. The strategy formulates a concrete vision for the future, and specifies quality targets and action objectives for all biodiversity-related topics. The National Strategy contains a large number of targets (> 300), the most important of which were selected for the National Report. In the overall strategy, equal consideration is given to environmental, economic and social aspects, in keeping with the guiding principle of sustainability.

Government cannot simply dictate sustainable development. The players in industry and society must make this topic their own if the strategy is to be successfully implemented and its targets met. With this in mind, experts were consulted at a very early stage in the process.

Implementation of the natural forest development targets set out in the NBS is included as a measure in Germany's Sustainable Development Strategy of 2016.

**Relevant websites, web links, and files** (Please use this field to indicate any relevant websites, web links or documents where additional information related to this national target can be found.)

[https://www.bmu.de/fileadmin/Daten\\_BMU/Pool/Broschueren/nationale\\_strategie\\_biologische\\_vielfalt\\_2015\\_bf.pdf](https://www.bmu.de/fileadmin/Daten_BMU/Pool/Broschueren/nationale_strategie_biologische_vielfalt_2015_bf.pdf)

[www.bmu.de/naturschutz-offensive-2020/](http://www.bmu.de/naturschutz-offensive-2020/)

[www.bmu.de/themen/natur-biologische-vielfalt-arten/naturschutz-biologische-vielfalt/waelder/nationale-waldschutzpolitik/](http://www.bmu.de/themen/natur-biologische-vielfalt-arten/naturschutz-biologische-vielfalt/waelder/nationale-waldschutzpolitik/)

[www.bfn.de/infothek/daten-fakten/nutzung-der-natur/forstwirtschaft-und-waelder/ii-31-9-anteil-der-flaechen-mit-natuerlicher-waldentwicklung.html](http://www.bfn.de/infothek/daten-fakten/nutzung-der-natur/forstwirtschaft-und-waelder/ii-31-9-anteil-der-flaechen-mit-natuerlicher-waldentwicklung.html)

## Measure 1: National Natural Heritage

**[Section II. Implementation measures taken, assessment of their effectiveness, associated obstacles and scientific and technical needs to achieve national targets**

Using the template below, please report on the major measures your country has taken to implement its national biodiversity strategy and action plan. Please also provide an assessment of the effectiveness of these measures. The template should be replicated for each measure reported.]

### **II. Implementation measures, their effectiveness, and associated obstacles and scientific and technical needs to achieve national targets**

**Describe a measure taken to contribute to the implementation of your country's national biodiversity strategy and action plan**

The federal government has met the “forests with natural forest development account for 10 per cent of publicly owned wooded area by 2020” target from the National Strategy on Biological Diversity on its land within the framework of the National Natural Heritage. Since 2005, in the first and second tranches of the National Natural Heritage, some 125,000 hectares of federally owned land of national significance for nature conservation were excluded from privatisation and permanently assigned to forms of use in line with the principles of nature conservation or natural development. The Budget Committee of the German Bundestag adopted the extension of the National Natural Heritage, referred to as the third tranche, on 17 June 2015. Altogether, 156,000 hectares of the country's land is thus under permanent protection for nature conservation purposes, and natural development without forest management is enshrined for the long term for more than 20 per cent of the federally owned forests, including the forest areas of the National Natural Heritage.

**For the implementation measure, please indicate to which national or Aichi Biodiversity Target(s) it contributes**

**National Target 7:**

By 2020, forests with natural forest development account for 5% of the wooded area and 10% of publicly owned wooded area.

**Aichi Target 5:**

Loss of habitats and fragmentation

**Aichi Target 15:**

Conservation/restoration of ecosystems (climate action)

**Assessment of the effectiveness of the implementation measure taken in achieving desired outcomes:**

- Measure taken has been effective
- Measure taken has been partially effective
- Measure taken has been ineffective
- Unknown

**Please explain the selection and where possible indicate the tools or methodology used for the assessment of effectiveness above**

The initiative to protect the National Natural Heritage is a political commitment. The areas of land were transferred to the Länder, the German Federal Environmental Foundation and nature conservation associations and foundations with the obligation that the habitats on these land areas will be preserved and developed over the long term. The fundamental aim for forests in these areas is natural forest development. The proportion of natural heritage forests that have already been transferred to natural development is reported to and recorded by the Federal Agency for Nature Conservation as part of the reporting procedure for the bodies responsible for the land.

**Relevant websites, web links and files** (Please use this field to indicate any relevant websites, web links or documents where additional information related to this assessment can be found).

[www.bmu.de/themen/natur-biologische-vielfalt-arten/naturschutz-biologische-vielfalt/allgemeines-strategien/naturschutz-auf-bundesflaechen-stroeff/](http://www.bmu.de/themen/natur-biologische-vielfalt-arten/naturschutz-biologische-vielfalt/allgemeines-strategien/naturschutz-auf-bundesflaechen-stroeff/)

[www.bmu.de/fileadmin/Daten\\_BMU/Download\\_PDF/Naturschutz/nationale\\_strategie\\_rechenschaftsbericht\\_2017\\_bf.pdf](http://www.bmu.de/fileadmin/Daten_BMU/Download_PDF/Naturschutz/nationale_strategie_rechenschaftsbericht_2017_bf.pdf)

**Other relevant information**, including case studies to illustrate how the measure taken has resulted in (or is expected to result in) outcomes that contribute to the implementation of the NBSAP

Project by the Federal Biodiversity Programme:

<http://www.wildnis-naturerbe.de/> (cf. Measure 4, National Target 4, Aichi Target 15)

**Relevant websites, web links and files** (Please use this field to indicate any relevant websites, web links or documents where additional information can be found)

See above

**Obstacles and scientific and technical needs related to the measure taken:** Please describe what obstacles have been encountered and any scientific and technical needs for addressing these, including technical and scientific cooperation, capacity development activities or the need for guidance materials.

<Text entry>

**Relevant websites, web links and files** (Please use this field to indicate any relevant websites, web links or documents where additional information related to these obstacles and scientific and technical needs can be found).

<Add link> <Add file>

## Measure 2: Biodiversity strategies of the Länder

### [Section II. Implementation measures taken, assessment of their effectiveness, associated obstacles and scientific and technical needs to achieve national targets

Using the template below, please report on the major measures your country has taken to implement its national biodiversity strategy and action plan. Please also provide an assessment of the effectiveness of these measures. The template should be replicated for each measure reported.]

<b>II. Implementation measures, their effectiveness, and associated obstacles and scientific and technical needs to achieve national targets</b>
<b>Describe a measure taken to contribute to the implementation of your country's national biodiversity strategy and action plan</b> Many Länder have incorporated the 5% or 10% target for natural forest development in their programmes and/or strategies to protect biodiversity.
<b>For the implementation measure, please indicate to which national or Aichi Biodiversity Target(s) it contributes</b> <b>National Target 7:</b> By 2020, forests with natural forest development account for 5% of the wooded area and 10% of publicly owned wooded area. <b>Aichi Target 5:</b> Loss of habitats and fragmentation <b>Aichi Target 13:</b> Conservation/restoration of ecosystems (climate action)
<b>Assessment of the effectiveness of the implementation measure taken in achieving desired outcomes:</b> <input type="checkbox"/> Measure taken has been effective <input checked="" type="checkbox"/> Measure taken has been partially effective <input type="checkbox"/> Measure taken has been ineffective <input type="checkbox"/> Unknown <b>Please explain the selection and where possible indicate the tools or methodology used for the assessment of effectiveness above</b> Most of the Länder will achieve the target of excluding 10 per cent of state forest from use in the next few years; some have already achieved this target. <b>Relevant websites, web links and files</b> (Please use this field to indicate any relevant websites, web links or documents where additional information related to this assessment can be found). <Add link> <Add file>
<b>Other relevant information</b> , including case studies to illustrate how the measure taken has resulted in (or is expected to result in) outcomes that contribute to the implementation of the NBSAP <Text entry> <b>Relevant websites, web links and files</b> (Please use this field to indicate any relevant websites, web links or documents where additional information can be found)



Overview of the nature conservation strategies and programmes of the Länder:  
<https://biologischevielfalt.bfn.de/aktivitaeten/akteure/laender/strategienuebersicht.html>

**Obstacles and scientific and technical needs related to the measure taken:** Please describe what obstacles have been encountered and any scientific and technical needs for addressing these, including technical and scientific cooperation, capacity development activities or the need for guidance materials.

<Text entry>

**Relevant websites, web links and files** (Please use this field to indicate any relevant websites, web links or documents where additional information related to these obstacles and scientific and technical needs can be found).

<Add link> <Add file>

### Measure 3: Balance of areas under natural forest development and assessment of further potential

[Section II. Implementation measures taken, assessment of their effectiveness, associated obstacles and scientific and technical needs to achieve national targets

Using the template below, please report on the major measures your country has taken to implement its national biodiversity strategy and action plan. Please also provide an assessment of the effectiveness of these measures. The template should be replicated for each measure reported.]

#### II. Implementation measures, their effectiveness, and associated obstacles and scientific and technical needs to achieve national targets

**Describe a measure taken to contribute to the implementation of your country's national biodiversity strategy and action plan**

According to the National Strategy on Biological Diversity, by 2020 forests should be able to develop naturally on five per cent of the total forest land and ten per cent of publicly owned forest land.

**For the implementation measure, please indicate to which national or Aichi Biodiversity Target(s) it contributes**

**National Target 7:**

By 2020, forests with natural forest development account for 5% of the wooded area and 10% of publicly owned wooded area.

**Aichi Target 5:**

Loss of habitats and fragmentation

**Aichi Target 7:**

Agriculture, aquaculture and forestry

**Aichi Target 15:**

Conservation/restoration of ecosystems (climate action)

**Assessment of the effectiveness of the implementation measure taken in achieving desired outcomes:**

- Measure taken has been effective
- Measure taken has been partially effective
- Measure taken has been ineffective
- Unknown

**Please explain the selection and where possible indicate the tools or methodology used for the assessment of effectiveness above**

According to a research project into this topic, in early 2019 2.8 per cent of forest land was left to develop naturally on a permanent, legally secured basis. Future plans currently assume that roughly four per cent of the area will be legally secured after 2020. Overall, therefore, the increase in the area of forests with legally secured natural development on a permanent basis has advanced to a satisfying degree.

Other no-take forest areas, too, which do not have a permanent legally protected status, can make relevant contributions to the conservation of biodiversity in forests. On the basis of the results of the 2012 National Forest Inventory, the Thünen Institute estimates that up to 5.6 per cent of forest area in Germany is currently not used, i.e. classed as no-take, if inaccessible areas are included. In addition there are also small unused areas scattered at various points across the forest areas, but these are difficult to identify.

**Relevant websites, web links and files** (Please use this field to indicate any relevant websites, web links or documents where additional information related to this assessment can be found).

Information about the research project: [www.nw-fva.de/index.php?id=628](http://www.nw-fva.de/index.php?id=628)

[www.bfn.de/infothek/daten-fakten/nutzung-der-natur/forstwirtschaft-und-waelder/ii-31-9-anteil-der-flaechen-mit-natuerlicher-waldentwicklung.html](http://www.bfn.de/infothek/daten-fakten/nutzung-der-natur/forstwirtschaft-und-waelder/ii-31-9-anteil-der-flaechen-mit-natuerlicher-waldentwicklung.html)

**Other relevant information**, including case studies to illustrate how the measure taken has resulted in (or is expected to result in) outcomes that contribute to the implementation of the NBSAP

<Text entry>

**Relevant websites, web links and files** (Please use this field to indicate any relevant websites, web links or documents where additional information can be found)

[www.bmu.de/fileadmin/Daten\\_BMU/Download\\_PDF/Naturschutz/nationale\\_strategie\\_rechenschaftsbericht\\_2017\\_bf.pdf](http://www.bmu.de/fileadmin/Daten_BMU/Download_PDF/Naturschutz/nationale_strategie_rechenschaftsbericht_2017_bf.pdf)

[www.bmel.de/SharedDocs/Downloads/Broschueren/Waldbericht2017Langfassung.pdf?\\_\\_blob=publicationFile](http://www.bmel.de/SharedDocs/Downloads/Broschueren/Waldbericht2017Langfassung.pdf?__blob=publicationFile)

**Obstacles and scientific and technical needs related to the measure taken:** Please describe what obstacles have been encountered and any scientific and technical needs for addressing these, including technical and scientific cooperation, capacity development activities or the need for guidance materials.

<Text entry>

**Relevant websites, web links and files** (Please use this field to indicate any relevant websites, web links or documents where additional information related to these obstacles and scientific and technical needs can be found).

<Add link> <Add file>

## Assessment of progress towards National Target 7

### [Section III. Assessment of progress towards each national target

Using the template below, please assess the level of progress made towards each of your country's national targets or similar commitments. The template should be replicated for each national target. If your country has not set national targets please use the Aichi Biodiversity Targets.]

<b>III. Assessment of progress towards each national target</b>
<b>Target</b> By 2020, forests with natural forest development account for 5% of the wooded area and 10% of publicly owned wooded area.
<b>Category of progress towards the implementation of the selected target:</b> <input type="checkbox"/> On track to exceed target <input checked="" type="checkbox"/> On track to achieve target <input type="checkbox"/> Progress towards target but at an insufficient rate <input type="checkbox"/> No significant change <input type="checkbox"/> Moving away from target <input type="checkbox"/> Unknown
<b>Date the assessment was done:</b> The figures for the legally secured areas originate from 2019. The figures for the other areas of no-take forest without permanent legally protected status originate from 2015, but are still up to date.
<b>Additional information</b> (Please provide information on the evidence used in the assessment of this target, drawing upon relevant information provided in section II, including obstacles in undertaking the assessment). <Text entry>
<b>Indicators used in this assessment</b> <i>Indicator(s) used in this assessment</i> <Indicator(s) used> Please provide a list of indicators used for the assessment of this target  or: <input checked="" type="checkbox"/> No indicator used
<b>Please describe any other tools or means used for assessing progress</b> <Text entry>
<b>Relevant websites, web links and files</b> (Please use this field to indicate any relevant websites, web links or documents where additional information related to this assessment can be found).  <a href="http://www.nw-fva.de/index.php?id=628">www.nw-fva.de/index.php?id=628</a>  <a href="http://www.bfn.de/infothek/daten-fakten/nutzung-der-natur/forstwirtschaft-und-waelder/ii-31-9-anteil-der-flaechen-mit-natuerlicher-waldentwicklung.html">www.bfn.de/infothek/daten-fakten/nutzung-der-natur/forstwirtschaft-und-waelder/ii-31-9-anteil-der-flaechen-mit-natuerlicher-waldentwicklung.html</a>

[https://literatur.thuenen.de/digbib\\_extern/dn055952.pdf](https://literatur.thuenen.de/digbib_extern/dn055952.pdf)

**Level of confidence of the above assessment**

- Based on comprehensive evidence
- Based on partial evidence
- Based on limited evidence

**Please provide an explanation for the level of confidence indicated above.**

The figures given above were compiled by distinguished and widely renowned research institutions (in this case the Northwest German Forest Research Institute – NW-FVA – and the Institute of Forest Ecosystems, part of the Thünen Institute) with proven expertise in the relevant field.

**Adequacy of monitoring information to support assessment**

- Monitoring related to this target is adequate
- Monitoring related to this target is partial (e.g. only covering part of the area or issue)
- No monitoring system in place
- Monitoring is not needed

**Please describe how the target is monitored and indicate whether there is a monitoring system in place**

<Text entry>

**Relevant websites, web links and files** (Please use this field to indicate any relevant websites, web links or documents where additional information related to the monitoring system can be found)

<Add link> <Add file>

## Aichi Target 5

### Loss of habitats and fragmentation

By 2020, the rate of loss of all natural habitats, including forests, is at least halved and where feasible brought close to zero, and degradation and fragmentation is significantly reduced.

## National Target 8

By the year 2020, throughout 2 % of Germany's territory, Nature is once again able to develop undisturbed in accordance with its own laws, and areas of wilderness are able to evolve.

### [Section I. Information on the targets being pursued at the national level

If your country has set and/or adopted national targets or equivalent commitments related to the Strategic Plan for Biodiversity 2011-2020 please use the following template to describe them. Please complete this template for each of your country's national targets. National targets entered in this section will be linked to section III so that progress in their implementation can be assessed. If your country has not set or adopted any national targets related to the Strategic Plan for Biodiversity 2011-2020 please indicate so in the first box and move to section II.]

#### I. Information on the targets being pursued at the national level

My country has adopted national biodiversity targets or equivalent commitments in line with the Strategic Plan for Biodiversity 2011-2020 and the Aichi Targets

or

My country has not adopted national biodiversity targets and is reporting progress using the Aichi Biodiversity Targets for reference. (Move to section II. In section III, the Aichi Biodiversity Targets should be used for the purpose of this report as the national targets and progress should be assessed towards their achievement in the national context.)

**National Target 8** (Please use the official title, if available)

By the year 2020, throughout 2% of Germany's territory, nature is once again able to develop undisturbed in accordance with its own laws, and areas of wilderness are able to evolve.

**Rationale for the national target**

For centuries now, almost the entire land area of Germany has been used for human settlement, trade, transport, agriculture and forestry. Therefore, areas hardly influenced by humans exist only as fragments, and the natural landscape dynamics typical of wilderness areas have been suppressed. To reactivate the natural processes of habitat dynamics, at least 2% of land needs to be left to develop free from human use. This corresponds to an area about 714,000 hectares in size. The aim is for the majority of these wilderness areas to be large, unused areas that are (mostly) unfragmented and adequately sized for specific habitats, where nature is able to develop according to its own laws, for example in post-mining landscapes, in former military training zones, on watercourses, along coastlines, in peatlands and in the high mountains. The National Strategy on Biological Diversity (NBS) primarily mentions non-forested areas in this context because its area-related targets for natural forest development (total of 5% or 10% in public forests) are already specifically devoted to forests. However, there are overlaps between these two targets, and forested areas can also contribute to achieving the NBS wilderness target.

**Level of application** (Please specify the level to which the target applies):

- Regional/multilateral – please indicate area concerned <Text entry>  
 National/federal  
 Subnational – please indicate area concerned <Text entry>

**Relevance of the national targets to the Aichi Biodiversity Targets** (Links between national targets and Aichi Biodiversity Targets.)

**Main related Aichi Biodiversity Targets** (Please select one or more Aichi Biodiversity Target to which the national target is wholly or partially related. Parties can select an entire target or a target component (not shown below))

- 1  6  11  16  
 2  7  12  17  
 3  8  13  18  
 4  9  14  19  
 5  10  15  20

**Other related Aichi Biodiversity Targets** (Please select one or more Aichi Biodiversity Target to which the national target is indirectly related.)

- 1  6  11  16  
 2  7  12  17  
 3  8  13  18  
 4  9  14  19  
 5  10  15  20

or

National target has no corresponding Aichi Biodiversity Target or relates to other parts of the Strategic Plan for Biodiversity – please explain

<Text entry>

**Other relevant information** (Please use this field to provide any other relevant information, such as the process of developing and adopting the national target, the stakeholders involved or the strategies and plans in which this national target has been included.)

The national targets described in the National Report are set out in the National Strategy on Biological Diversity. The strategy formulates a concrete vision for the future, and specifies quality targets and action objectives for all biodiversity-related topics. The National Strategy contains a large number of targets (> 300), the most important of which have been selected for the National Report. In the overall strategy, equal consideration is given to environmental, economic and social aspects, in keeping with the guiding principle of sustainability.

Government cannot simply dictate sustainable development. The players in industry and society must make this topic their own if the strategy is to be successfully implemented and its targets met. With this in mind, experts were consulted at a very early stage in the process.

Implementation of the NBS 2% wilderness target is contained in the 2016 German sustainability strategy in the form of a measure. It is also included in the current coalition agreement for 2018 in connection with the establishment of a wilderness fund.

**Relevant websites, web links, and files** (Please use this field to indicate any relevant websites, web links or documents where additional information related to this national target can be found.)

[https://www.bmu.de/fileadmin/Daten\\_BMU/Pool/Broschueren/nationale\\_strategie\\_biologische\\_vielfalt\\_2015\\_bf.pdf](https://www.bmu.de/fileadmin/Daten_BMU/Pool/Broschueren/nationale_strategie_biologische_vielfalt_2015_bf.pdf)

[www.bmu.de/themen/natur-biologische-vielfalt-arten/naturschutz-biologische-vielfalt/wildnis/](http://www.bmu.de/themen/natur-biologische-vielfalt-arten/naturschutz-biologische-vielfalt/wildnis/)

[www.bfn.de/themen/biotop-und-landschaftsschutz/wildnisgebiete.html](http://www.bfn.de/themen/biotop-und-landschaftsschutz/wildnisgebiete.html)

[www.wildnis-in-deutschland.de](http://www.wildnis-in-deutschland.de)

## Measure 1: Biodiversity strategies of the Länder and in some Länder programmes

**[Section II. Implementation measures taken, assessment of their effectiveness, associated obstacles and scientific and technical needs to achieve national targets**

Using the template below, please report on the major measures your country has taken to implement its national biodiversity strategy and action plan. Please also provide an assessment of the effectiveness of these measures. The template should be replicated for each measure reported.]

### **II. Implementation measures, their effectiveness, and associated obstacles and scientific and technical needs to achieve national targets**

**Describe a measure taken to contribute to the implementation of your country's national biodiversity strategy and action plan**

Many of the Länder have incorporated the 2% wilderness target in their programmes and/or strategies to protect biodiversity. Two Länder have included provisions on wilderness (development) areas in their nature conservation legislation.

**For the implementation measure, please indicate to which national or Aichi Biodiversity Target(s) it contributes**

**National Target 8:**

By the year 2020, throughout 2% of Germany's territory, nature is once again able to develop undisturbed in accordance with its own laws, and areas of wilderness are able to evolve.

**Aichi Target 5:**

Loss of habitats and fragmentation

Aichi Target 15:

Conservation/Restoration of ecosystems (climate action)

**Assessment of the effectiveness of the implementation measure taken in achieving desired outcomes:**

- Measure taken has been effective
- Measure taken has been partially effective
- Measure taken has been ineffective
- Unknown

**Please explain the selection and where possible indicate the tools or methodology used for the assessment of effectiveness above**

Numerous efforts have been made to implement the 2% target, according to information provided by the Länder as part of the regular discussions between the federal government and the Länder about wilderness development in Germany. Implementation of the target is understood to be a process that will last beyond 2020.

**Relevant websites, web links and files** (Please use this field to indicate any relevant websites, web links or documents where additional information related to this assessment can be found).

[Overview of the nature conservation strategies and programmes of the Länder:](https://biologischesvielfalt.bfn.de/aktivitaeten/akteure/laender/strategienuebersicht.html)

<https://biologischesvielfalt.bfn.de/aktivitaeten/akteure/laender/strategienuebersicht.html>

**Other relevant information**, including case studies to illustrate how the measure taken has resulted in (or is expected to result in) outcomes that contribute to the implementation of the NBSAP

<Text entry>

**Relevant websites, web links and files** (Please use this field to indicate any relevant websites, web links or documents where additional information can be found)

<Add link> <Add file>

**Obstacles and scientific and technical needs related to the measure taken:** Please describe what obstacles have been encountered and any scientific and technical needs for addressing these, including technical and scientific cooperation, capacity development activities or the need for guidance materials.

<Text entry>

**Relevant websites, web links and files** (Please use this field to indicate any relevant websites, web links or documents where additional information related to these obstacles and scientific and technical needs can be found).

<Add link> <Add file>



## Measure 2: Federal/Länder initiative: More Wilderness for Germany

### [Section II. Implementation measures taken, assessment of their effectiveness, associated obstacles and scientific and technical needs to achieve national targets

Using the template below, please report on the major measures your country has taken to implement its national biodiversity strategy and action plan. Please also provide an assessment of the effectiveness of these measures. The template should be replicated for each measure reported.]

#### II. Implementation measures, their effectiveness, and associated obstacles and scientific and technical needs to achieve national targets

##### Describe a measure taken to contribute to the implementation of your country's national biodiversity strategy and action plan

The federal government and the Länder must work together to ensure that the wilderness targets of the National Strategy on Biological Diversity are achieved. With the National Natural Heritage (Nationale Naturerbe), the federal government has already done a great deal to create the basis for using land as wilderness areas. The larger Natural Heritage sites are making a particularly important contribution to achieving the 2% target. The contribution by National Natural Heritage areas to the effort to provide land for wilderness is currently being evaluated.

Several Länder have also included the 2% wilderness target in their nature conservation strategies or programmes, thereby supporting implementation of the National Strategy on Biological Diversity. The federal government and the Länder are working closely together on implementation of the initiative to increase the percentage of wilderness areas in Germany.

##### For the implementation measure, please indicate to which national or Aichi Biodiversity Target(s) it contributes

###### National Target 8:

By the year 2020, throughout 2% of Germany's territory, Nature is once again able to develop undisturbed in accordance with its own laws, and areas of wilderness are able to evolve.

###### Aichi Target 5:

Loss of habitats and fragmentation

###### Aichi Target 15:

Conservation/Restoration of ecosystems (climate action)

##### Assessment of the effectiveness of the implementation measure taken in achieving desired outcomes:

- Measure taken has been effective
- Measure taken has been partially effective
- Measure taken has been ineffective
- Unknown

##### Please explain the selection and where possible indicate the tools or methodology used for the assessment of effectiveness above

A constructive discussion about the many issues related to the development of wilderness areas in Germany has developed as part of the More Wilderness for Germany (Mehr Wildnis für Deutschland) initiative of the federal government and the Länder. The discussion continues, and a network that can be used for future exchanges of information has been created.

**Relevant websites, web links and files** (Please use this field to indicate any relevant websites, web links or documents where additional information related to this assessment can be found).

<Add link> <Add file>

**Other relevant information**, including case studies to illustrate how the measure taken has resulted in (or is expected to result in) outcomes that contribute to the implementation of the NBSAP

<Text entry>

**Relevant websites, web links and files** (Please use this field to indicate any relevant websites, web links or documents where additional information can be found)

[www.bfn.de/themen/biotop-und-landschaftsschutz/wildnisgebiete.html](http://www.bfn.de/themen/biotop-und-landschaftsschutz/wildnisgebiete.html)

**Obstacles and scientific and technical needs related to the measure taken:** Please describe what obstacles have been encountered and any scientific and technical needs for addressing these, including technical and scientific cooperation, capacity development activities or the need for guidance materials.

<Text entry>

**Relevant websites, web links and files** (Please use this field to indicate any relevant websites, web links or documents where additional information related to these obstacles and scientific and technical needs can be found).

<Add link> <Add file>

## Measure 3: Wilderness Fund

### [Section II. Implementation measures taken, assessment of their effectiveness, associated obstacles and scientific and technical needs to achieve national targets

Using the template below, please report on the major measures your country has taken to implement its national biodiversity strategy and action plan. Please also provide an assessment of the effectiveness of these measures. The template should be replicated for each measure reported.]

#### II. Implementation measures, their effectiveness, and associated obstacles and scientific and technical needs to achieve national targets

##### Describe a measure taken to contribute to the implementation of your country's national biodiversity strategy and action plan

The Wilderness Fund, a new funding programme of the Federal Environment Ministry to safeguard wilderness areas, was launched on 9 July 2019. A total of €20 million is available for this in 2020, compared with €10 million in 2019. The Wilderness Fund supports the Länder in implementation of the NBS 2% wilderness target, in order to safeguard new wilderness areas and expand or enhance existing process protection areas and wilderness areas. This includes acquiring land or utilisation rights by offering financial compensation for permanent non-utilisation commitments and in some cases by exchanging land.

Individuals and legal entities under private or public law, as well as associations of persons based in Germany, may submit an application for funding. The Länder themselves are not eligible to submit an application.

A set of quality criteria for selecting eligible land has been developed in conjunction with the nature conservation agencies of the Länder. Whenever possible, it should be possible for people to experience wilderness areas, which will contribute to public appreciation of untouched, unspoiled nature. Information on funding guidelines, quality criteria and submitting project outlines and applications is available at <https://www.z-u-g.org/aufgaben/wildnisfonds>.

**For the implementation measure, please indicate to which national or Aichi Biodiversity Target(s) it contributes**

**National Target 8:**

By the year 2020, throughout 2% of Germany's territory, Nature is once again able to develop undisturbed in accordance with its own laws, and areas of wilderness are able to evolve.

**Aichi Target 5:**

Loss of habitats and fragmentation

**Aichi Target 15:**

Conservation/Restoration of ecosystems (climate action)

**Assessment of the effectiveness of the implementation measure taken in achieving desired outcomes:**

- Measure taken has been effective
- Measure taken has been partially effective
- Measure taken has been ineffective
- Unknown

**Please explain the selection and where possible indicate the tools or methodology used for the assessment of effectiveness above**

Implementation of the measure is just starting.

**Relevant websites, web links and files** (Please use this field to indicate any relevant websites, web links or documents where additional information related to this assessment can be found).

<Add link> <Add file>

**Other relevant information**, including case studies to illustrate how the measure taken has resulted in (or is expected to result in) outcomes that contribute to the implementation of the NBSAP

<Text entry>

**Relevant websites, web links and files** (Please use this field to indicate any relevant websites, web links or documents where additional information can be found)

<Add link> <Add file>

**Obstacles and scientific and technical needs related to the measure taken:** Please describe what obstacles have been encountered and any scientific and technical needs for addressing these, including technical and scientific cooperation, capacity development activities or the need for guidance materials.

<Text entry>

**Relevant websites, web links and files** (Please use this field to indicate any relevant websites, web links or documents where additional information related to these obstacles and scientific and technical needs can be found).  
 <Add link> <Add file>

## Measure 4: Research on Implementation of the NBS Natural Wilderness Heritage project

### [Section II. Implementation measures taken, assessment of their effectiveness, associated obstacles and scientific and technical needs to achieve national targets

Using the template below, please report on the major measures your country has taken to implement its national biodiversity strategy and action plan. Please also provide an assessment of the effectiveness of these measures. The template should be replicated for each measure reported.]

#### II. Implementation measures, their effectiveness, and associated obstacles and scientific and technical needs to achieve national targets

##### Describe a measure taken to contribute to the implementation of your country's national biodiversity strategy and action plan

The Natural Wilderness Heritage (Wildnis Naturerbe) project is jointly funded by the Federal Ministry for Education and Research (BMBF) and the Federal Environment Ministry (BMU) as part of the Research on Implementation of the National Biodiversity Strategy funding measure. It is a standardised assessment system used in five Länder (Lower Saxony, Mecklenburg-Western Pomerania, Brandenburg, Saxony-Anhalt and Saxony) to assess the near-natural condition of forests in the northern German lowlands. A second key area of the Natural Wilderness Heritage project examines which targeted interventions are most effective at increasing the near-natural condition of forests that were previously exclusively pine. The results show that carbon stocks in the above-ground biomass of pine forests are only about half as high as in near-natural deciduous forests, that the diversity of types of dead wood is decisive for the diversity of beetles and fungi living on or in dead wood, and that it is possible for targeted measures to accelerate the renaturalisation of pine forests.

The project, which will last from August 2014 to July 2020, is being conducted with the partners DBU Naturerbe GmbH, Georg-August-Universität Göttingen and Nordwestdeutsche Forstliche Versuchsanstalt.

##### For the implementation measure, please indicate to which national or Aichi Biodiversity Target(s) it contributes

###### National Target 8:

By the year 2020, throughout 2% of Germany's territory, Nature is once again able to develop undisturbed in accordance with its own laws, and areas of wilderness are able to evolve.

###### Aichi Target 5:

Loss of habitats and fragmentation

###### Aichi Target 15:

Conservation/Restoration of ecosystems (climate action)

##### Assessment of the effectiveness of the implementation measure taken in achieving desired outcomes:

- Measure taken has been effective
- Measure taken has been partially effective
- Measure taken has been ineffective
- Unknown

**Please explain the selection and where possible indicate the tools or methodology used for the assessment of effectiveness above**

It will not be possible to assess the project and its findings until the project has ended and the final conclusions are available.

**Relevant websites, web links and files** (Please use this field to indicate any relevant websites, web links or documents where additional information related to this assessment can be found).

<http://www.wildnis-naturerbe.de/>

**Other relevant information**, including case studies to illustrate how the measure taken has resulted in (or is expected to result in) outcomes that contribute to the implementation of the NBSAP

<Text entry>

**Relevant websites, web links and files** (Please use this field to indicate any relevant websites, web links or documents where additional information can be found)

<Add link> <Add file>

**Obstacles and scientific and technical needs related to the measure taken:** Please describe what obstacles have been encountered and any scientific and technical needs for addressing these, including technical and scientific cooperation, capacity development activities or the need for guidance materials.

<Text entry>

**Relevant websites, web links and files** (Please use this field to indicate any relevant websites, web links or documents where additional information related to these obstacles and scientific and technical needs can be found).

<Add link> <Add file>

## Assessment of progress towards National Target 8

### [Section III. Assessment of progress towards each national target

Using the template below, please assess the level of progress made towards each of your country's national targets or similar commitments. The template should be replicated for each national target. If your country has not set national targets please use the Aichi Biodiversity Targets.]

#### III. Assessment of progress towards each national target

##### Target

By the year 2020, throughout 2% of Germany's territory, Mother Nature is once again able to develop undisturbed in accordance with her own laws, and areas of wilderness are able to evolve

**Category of progress towards the implementation of the selected target:**

- On track to exceed target
- On track to achieve target
- Progress towards target but at an insufficient rate
- No significant change
- Moving away from target
- Unknown

**Date the assessment was done:**

Ongoing

**Additional information** (Please provide information on the evidence used in the assessment of this target, drawing upon relevant information provided in section II, including obstacles in undertaking the assessment).

Permanently protected wilderness areas within the meaning of the National Strategy on Biological Diversity (NBS) are currently located in the core zones of national parks, in some parts of National Natural Heritage land and in a few large nature conservation areas. An initial estimate assumes that currently about 0.6% of the land area has been secured for large-scale wilderness development. Moreover, the NBS includes a number of additional targets that also fit into the context of wilderness: forests, riparian areas, peatlands and coastlines. Both large areas that contribute to the 2% target and smaller areas, for example in forests, make valuable contributions to achieving the individual wilderness targets of the NBS.

**Indicators used in this assessment**

*Indicator(s) used in this assessment*

<Indicator(s) used> Please provide a list of indicators used for the assessment of this target

or:

- No indicator used

**Please describe any other tools or means used for assessing progress**

<Text entry>

**Relevant websites, web links and files** (Please use this field to indicate any relevant websites, web links or documents where additional information related to this assessment can be found).

[www.bfn.de/themen/biotop-und-landschaftsschutz/wildnisgebiete.html](http://www.bfn.de/themen/biotop-und-landschaftsschutz/wildnisgebiete.html)

**Level of confidence of the above assessment**

- Based on comprehensive evidence
- Based on partial evidence
- Based on limited evidence

**Please provide an explanation for the level of confidence indicated above.**

The Federal Office for Nature Conservation has awarded contracts for several wilderness-related sectoral research projects funded by the Federal Environment Ministry, including on the potential of former military land to help achieve selected area-based targets of the National Strategy on Biological Diversity, on the importance of process protection and wilderness areas for endangered communities and species, and on implementation of the core zone concept in biosphere reserves. A project entitled The Potential of Nature Parks for the Development of Large Process Protection and Wilderness Areas also began in mid-2016.

**Adequacy of monitoring information to support assessment**

- Monitoring related to this target is adequate
- Monitoring related to this target is partial (e.g. only covering part of the area or issue)
- No monitoring system in place
- Monitoring is not needed

**Please describe how the target is monitored and indicate whether there is a monitoring system in place**

<Text entry>

**Relevant websites, web links and files** (Please use this field to indicate any relevant websites, web links or documents where additional information related to the monitoring system can be found)

<Add link> <Add file>

## Aichi Target 5

### Loss of habitats and fragmentation

By 2020, the rate of loss of all natural habitats, including forests, is at least halved and where feasible brought close to zero, and degradation and fragmentation is significantly reduced.

## National Target 9

By 2010, Germany has a representative system of interlinked biotopes covering 10% of its territory. This system lends itself to permanently protecting the habitats of wild species and is an integral component of a European biotope network.

### [Section I. Information on the targets being pursued at the national level

If your country has set and/or adopted national targets or equivalent commitments related to the Strategic Plan for Biodiversity 2011-2020 please use the following template to describe them. Please complete this template for each of your country's national targets. National targets entered in this section will be linked to section III so that progress in their implementation can be assessed. If your country has not set or adopted any national targets related to the Strategic Plan for Biodiversity 2011-2020 please indicate so in the first box and move to section II.]

#### I. Information on the targets being pursued at the national level

My country has adopted national biodiversity targets or equivalent commitments in line with the Strategic Plan for Biodiversity 2011-2020 and the Aichi Targets

or

My country has not adopted national biodiversity targets and is reporting progress using the Aichi Biodiversity Targets for reference. (Move to section II. In section III, the Aichi Biodiversity Targets should be used for the purpose of this report as the national targets and progress should be assessed towards their achievement in the national context.)

#### National Target 9 (Please use the official title, if available)

By 2010, Germany has a representative system of interlinked biotopes covering 10% of its territory. This system lends itself to permanently protecting the habitats of wild species and is an integral component of a European biotope network.

#### Rationale for the national target

Germany is a densely-populated industrialised country with a complex settlement pattern and transport network. Linking protected areas and natural habitats promotes the ecological functioning of nature and landscapes. Key elements of the biotope network are protected areas such as national parks, biosphere reserves and Natura 2000 areas. They are often geographically isolated from each other. Networking measures can be used to maximise the ability of species to move between these protected areas. That is the reason for using habitat corridors to connect protected areas, as well as land outside of protected areas which offers suitable habitat.



**Level of application** (Please specify the level to which the target applies):

- Regional/multilateral – please indicate area concerned <Text entry>  
 National/federal  
 Subnational – please indicate area concerned <Text entry>

**Relevance of the national targets to the Aichi Biodiversity Targets** (Links between national targets and Aichi Biodiversity Targets.)

**Main related Aichi Biodiversity Targets** (Please select one or more Aichi Biodiversity Target to which the national target is wholly or partially related. Parties can select an entire target or a target component (not shown below))

- 1  6  11  16  
 2  7  12  17  
 3  8  13  18  
 4  9  14  19  
 5  10  15  20

**Other related Aichi Biodiversity Targets** (Please select one or more Aichi Biodiversity Target to which the national target is indirectly related.)

- 1  6  11  16  
 2  7  12  17  
 3  8  13  18  
 4  9  14  19  
 5  10  15  20

or

National target has no corresponding Aichi Biodiversity Target or relates to other parts of the Strategic Plan for Biodiversity – please explain

<Text entry>

**Other relevant information** (Please use this field to provide any other relevant information, such as the process of developing and adopting the national target, the stakeholders involved or the strategies and plans in which this national target has been included.)

The national targets described in the National Report are set out in the National Strategy on Biological Diversity. The strategy formulates a concrete vision for the future, and specifies quality targets and action objectives for all biodiversity-related topics. The National Strategy contains a large number of targets (> 300), the most important of which have been selected for the National Report. In the overall strategy, equal consideration is given to environmental, economic and social aspects, in keeping with the guiding principle of sustainability.

Government cannot simply dictate sustainable development. The players in industry and society must make this topic their own if the strategy is to be successfully implemented and its targets met. With this in mind, experts were consulted at a very early stage in the process.

The Länder are responsible for nature conservation and therefore for planning and establishing the biotope network.

**Relevant websites, web links, and files** (Please use this field to indicate any relevant websites, web links or documents where additional information related to this national target can be found.)

[https://www.bmu.de/fileadmin/Daten\\_BMU/Pool/Broschueren/nationale\\_strategie\\_biologische\\_vielfalt\\_2015\\_bf.pdf](https://www.bmu.de/fileadmin/Daten_BMU/Pool/Broschueren/nationale_strategie_biologische_vielfalt_2015_bf.pdf)

<https://www.bmu.de/themen/natur-biologische-vielfalt-arten/naturschutz-biologische-vielfalt/allgemeines-strategien/nationale-strategie/>

<http://biologishevielfalt.bfn.de/>

## Measure 1: Development of a biotope network across multiple Länder

**[Section II. Implementation measures taken, assessment of their effectiveness, associated obstacles and scientific and technical needs to achieve national targets**

Using the template below, please report on the major measures your country has taken to implement its national biodiversity strategy and action plan. Please also provide an assessment of the effectiveness of these measures. The template should be replicated for each measure reported.]

### II. Implementation measures, their effectiveness, and associated obstacles and scientific and technical needs to achieve national targets

**Describe a measure taken to contribute to the implementation of your country's national biodiversity strategy and action plan**

The Federal Nature Conservation Act specifies that a system of interlinked biotopes (biotope network) covering at least 10% of the territory of each Land is to be created.

**For the implementation measure, please indicate to which national or Aichi Biodiversity Target(s) it contributes**

**National Target 9:**

By 2010, Germany has a representative system of interlinked biotopes covering 10% of its territory. This system lends itself to permanently protecting the habitats of wild species and is an integral component of a European biotope network.

Aichi Target 5:

Loss of habitats and fragmentation

**Aichi Target 11:**

Protected areas (terrestrial, inland water, coastal and marine)

**Aichi Target 14:**

Conservation/restoration of ecosystems (ecosystem services)

**Assessment of the effectiveness of the implementation measure taken in achieving desired outcomes:**

- Measure taken has been effective  
 Measure taken has been partially effective  
 Measure taken has been ineffective

Unknown

**Please explain the selection and where possible indicate the tools or methodology used for the assessment of effectiveness above**

The Länder are currently implementing the biotope network; however, the stated target of 10% of each Land's territory has not yet been achieved by all of them.

**Relevant websites, web links and files** (Please use this field to indicate any relevant websites, web links or documents where additional information related to this assessment can be found).

[www.bfn.de](http://www.bfn.de)

**Other relevant information**, including case studies to illustrate how the measure taken has resulted in (or is expected to result in) outcomes that contribute to the implementation of the NBSAP

Comprehensive studies, expert opinions, and recommendations for action are available on the website of the Federal Agency for Nature Conservation.

**Relevant websites, web links and files** (Please use this field to indicate any relevant websites, web links or documents where additional information can be found)

[www.bfn.de](http://www.bfn.de)

**Obstacles and scientific and technical needs related to the measure taken:** Please describe what obstacles have been encountered and any scientific and technical needs for addressing these, including technical and scientific cooperation, capacity development activities or the need for guidance materials.

Biotopes that are used in different ways are being networked in the cultural landscape. Development of the biotope network will therefore require careful planning with the involvement of all relevant land users.

**Relevant websites, web links and files** (Please use this field to indicate any relevant websites, web links or documents where additional information related to these obstacles and scientific and technical needs can be found).

See above

## Measure 2: Germany's Blue Belt

**[Section II. Implementation measures taken, assessment of their effectiveness, associated obstacles and scientific and technical needs to achieve national targets**

Using the template below, please report on the major measures your country has taken to implement its national biodiversity strategy and action plan. Please also provide an assessment of the effectiveness of these measures. The template should be replicated for each measure reported.]

**II. Implementation measures, their effectiveness, and associated obstacles and scientific and technical needs to achieve national targets**

**Describe a measure taken to contribute to the implementation of your country's national biodiversity strategy and action plan**

The German government has adopted a federal programme, Germany's Blue Belt (Blaues Band Deutschland) that is intended to renaturalise federal waterways and their riparian zones over the next 30 years. The government is thus increasing investment in the renaturalisation of federal waterways and placing new emphasis on nature conservation, water protection, flood prevention and water tourism, recreational sport and leisure activities.

The aim of the Blue Belt is to establish a biotope network of national significance through renaturalisation measures along federal waterways. The idea is that Germany's river landscapes should once again be looked at as a whole, in other words not be divided into watercourse, banks and riparian zones. In this way the development of water bodies and riparian zones in Germany will be given a new quality boost. In Germany there is a network of secondary waterways, with a total length of roughly 2,800 kilometres, which is no longer needed for freight transport, or only to a minor extent. These watercourses have considerable environmental development potential thanks to the presence of near-natural water-body structures. However, even in the intensively utilised core network of federal waterways, renaturalisation measures will be implemented to function as "ecological stepping stones" for the nationwide biotope system, provided they are compatible with transport purposes.

To promote the natural development of riparian zones under the Federal Blue Belt Programme, the Federal Environment Ministry set up a new Riparian Zones funding programme which entered into force on 1 February 2019, under which €4 million was available during the 2019 budget year. The funding programme is primarily targeted at environmental and nature conservation associations and at district authorities and municipalities.

**For the implementation measure, please indicate to which national or Aichi Biodiversity Target(s) it contributes**

**National Target 9:**

By 2010, Germany has a representative system of interlinked biotopes covering 10% of its territory. This system lends itself to permanently protecting the habitats of wild species and is an integral component of a European biotope network.

Aichi Target 5:

Loss of habitats and fragmentation

**Aichi Target 11:**

Protected areas (terrestrial, inland water, coastal and marine)

**Aichi Target 14:**

Conservation/restoration of ecosystems (ecosystem services)

**Assessment of the effectiveness of the implementation measure taken in achieving desired outcomes:**

- Measure taken has been effective
- Measure taken has been partially effective
- Measure taken has been ineffective
- Unknown

**Please explain the selection and where possible indicate the tools or methodology used for the assessment of effectiveness above**

Participation by third parties is ensured through a funding programme for riparian zone protection projects.

**Relevant websites, web links and files** (Please use this field to indicate any relevant websites, web links or documents where additional information related to this assessment can be found).

[www.blaues-band.bund.de](http://www.blaues-band.bund.de)

**Other relevant information**, including case studies to illustrate how the measure taken has resulted in (or is expected to result in) outcomes that contribute to the implementation of the NBSAP

BMVI and BMUB (2017): Bundesprogramm Blaues Band Deutschland – Eine Zukunftsperspektive für die Wasserstraßen [Germany’s Federal Blue Belt Programme – Future prospects for the country’s waterways].

Working party on the technical basis for Germany’s Federal Blue Belt Programme (2017): technical basis for Germany’s Federal Blue Belt Programme. ([www.blaues-band.bund.de](http://www.blaues-band.bund.de)).

BfN (2015): Gewässer und Auen – Nutzen für die Gesellschaft [Waterways and riparian zones – Benefits for society].

BMUB (2015): Den Flüssen mehr Raum geben – Renaturierung von Auen in Deutschland [Giving rivers more space – Renaturalising riparian zones in Germany]

**Relevant websites, web links and files** (Please use this field to indicate any relevant websites, web links or documents where additional information can be found)

[www.bmu.de](http://www.bmu.de); [www.bfn.de](http://www.bfn.de), [www.uba.de](http://www.uba.de), [www.blaues-band.bund.de](http://www.blaues-band.bund.de)

**Obstacles and scientific and technical needs related to the measure taken:** Please describe what obstacles have been encountered and any scientific and technical needs for addressing these, including technical and scientific cooperation, capacity development activities or the need for guidance materials.

Actors at all levels are provided with proposed solutions to address existing problems, in the form of technical guidelines and scientific appraisals. Agreement is reached on the design of the individual projects in a professional process involving discussion forums at local level.

**Relevant websites, web links and files** (Please use this field to indicate any relevant websites, web links or documents where additional information related to these obstacles and scientific and technical needs can be found).

[www.blaues-band.bund.de](http://www.blaues-band.bund.de)

## Assessment of progress towards National Target 9

### [Section III. Assessment of progress towards each national target

Using the template below, please assess the level of progress made towards each of your country’s national targets or similar commitments. The template should be replicated for each national target. If your country has not set national targets please use the Aichi Biodiversity Targets.]

### III. Assessment of progress towards each national target

Target

By 2010, Germany has a representative system of interlinked biotopes covering 10% of its territory. This network lends itself to permanently protecting the habitats of wild species and is an integral component of a European system of interlinked biotopes.

**Category of progress towards the implementation of the selected target:**

- On track to exceed target
- On track to achieve target
- Progress towards target but at an insufficient rate
- No significant change
- Moving away from target
- Unknown

**Date the assessment was done:**

20/09/2018

**Additional information** (Please provide information on the evidence used in the assessment of this target, drawing upon relevant information provided in section II, including obstacles in undertaking the assessment).

Development of the biotope network by the Länder is still ongoing. Implementation of Germany's Federal Blue Belt Programme will take place over a 30-year period.

**Indicators used in this assessment**

*Indicator(s) used in this assessment*

<Indicator(s) used> Please provide a list of indicators used for the assessment of this target

or:

- No indicator used

**Please describe any other tools or means used for assessing progress**

Federal and Länder officials regularly share information when developing the biotope network and when deciding on measures to reconnect fragmented areas.

**Relevant websites, web links and files** (Please use this field to indicate any relevant websites, web links or documents where additional information related to this assessment can be found).

[www.bfn.de](http://www.bfn.de)

**Level of confidence of the above assessment**

- Based on comprehensive evidence
- Based on partial evidence
- Based on limited evidence

**Please provide an explanation for the level of confidence indicated above.**

The federal government and the Länder work together in a spirit of trust.

**Adequacy of monitoring information to support assessment**

- Monitoring related to this target is adequate
- Monitoring related to this target is partial (e.g. only covering part of the area or issue)
- No monitoring system in place
- Monitoring is not needed

**Please describe how the target is monitored and indicate whether there is a monitoring system in place**

A comprehensive monitoring system is being developed for Germany's Federal Blue Belt Programme. Information is regularly exchanged at Land level while developing the system of interlinked biotopes.

**Relevant websites, web links and files** (Please use this field to indicate any relevant websites, web links or documents where additional information related to the monitoring system can be found)

[www.bfn.de](http://www.bfn.de), [www.blaues-band.bund.de](http://www.blaues-band.bund.de)

## Aichi Target 5

### Loss of habitats and fragmentation

By 2020, the rate of loss of all natural habitats, including forests, is at least halved and where feasible brought close to zero, and degradation and fragmentation is significantly reduced.

## National Target 10

By 2030, the additional land take due to settlement and transport does not exceed 30 hectares per day. Ideally, in the long term, new land take should as far as possible be replaced by reuse of previously developed land.

### [Section I. Information on the targets being pursued at the national level

If your country has set and/or adopted national targets or equivalent commitments related to the Strategic Plan for Biodiversity 2011-2020 please use the following template to describe them. Please complete this template for each of your country's national targets. National targets entered in this section will be linked to section III so that progress in their implementation can be assessed. If your country has not set or adopted any national targets related to the Strategic Plan for Biodiversity 2011-2020 please indicate so in the first box and move to section II.]

#### I. Information on the targets being pursued at the national level

My country has adopted national biodiversity targets or equivalent commitments in line with the Strategic Plan for Biodiversity 2011-2020 and the Aichi Targets

or

My country has not adopted national biodiversity targets and is reporting progress using the Aichi Biodiversity Targets for reference. (Move to section II. In section III, the Aichi Biodiversity Targets should be used for the purpose of this report as the national targets and progress should be assessed towards their achievement in the national context.)

#### National Target 10 (Please use the official title, if available)

By 2030 the additional land take due to settlement and transport does not exceed 30 hectares per day. Ideally, in the long term, the actual use of new land should be largely replaced by the reuse of previously developed land.

#### Rationale for the national target

Land take as a result of human settlements and transport is decreasing the amount of land available for plant and animal habitat and for recreation and is also isolating any available habitats. Reducing land take (known as the 30-hectare target) has been the stated policy aim of the federal government since publication of the National Sustainability Strategy in 2002. That target was also included in the National Strategy on Biological Diversity. The 2050 Climate Action Plan from November 2016 aspires to a circular economy for land (net zero target) by 2050, and it has been included in the 2030 Climate Action Programme. Pursuant to section 2 (2) No. 3 sentence 3 of the Spatial Planning Act (Raumordnungsgesetz), many structure plans at Land and regional level contain provisions on reducing land take.



**Level of application** (Please specify the level to which the target applies):

- Regional/multilateral – please indicate area concerned <Text entry>  
 National/federal  
 Subnational – please indicate area concerned <Text entry>

**Relevance of the national targets to the Aichi Biodiversity Targets** (Links between national targets and Aichi Biodiversity Targets.)

**Main related Aichi Biodiversity Targets** (Please select one or more Aichi Biodiversity Target to which the national target is wholly or partially related. Parties can select an entire target or a target component (not shown below))

- 1  6  11  16  
 2  7  12  17  
 3  8  13  18  
 4  9  14  19  
 5  10  15  20

**Other related Aichi Biodiversity Targets** (Please select one or more Aichi Biodiversity Target to which the national target is indirectly related.)

- 1  6  11  16  
 2  7  12  17  
 3  8  13  18  
 4  9  14  19  
 5  10  15  20

or

National target has no corresponding Aichi Biodiversity Target or relates to other parts of the Strategic Plan for Biodiversity – please explain

<Text entry>

**Other relevant information** (Please use this field to provide any other relevant information, such as the process of developing and adopting the national target, the stakeholders involved or the strategies and plans in which this national target has been included.)

Some sub-levels (Länder, local authorities) have set their own reduction targets (such as the 5-hectare target in Bavaria) which are derived from the national target for reducing land take.

**Relevant websites, web links, and files** (Please use this field to indicate any relevant websites, web links or documents where additional information related to this national target can be found.)

[www.bmu.de/WS2220](http://www.bmu.de/WS2220)

[www.umweltbundesamt.de/themen/boden-landwirtschaft/flaechensparen-boeden-landschaften-erhalten#textpart-1](http://www.umweltbundesamt.de/themen/boden-landwirtschaft/flaechensparen-boeden-landschaften-erhalten#textpart-1)

[www.aktion-flaeche.de](http://www.aktion-flaeche.de)

[www.bbsr.bund.de/BBSR/DE/Raumentwicklung/Flaechenpolitik/flaechenpolitik\\_node.html](http://www.bbsr.bund.de/BBSR/DE/Raumentwicklung/Flaechenpolitik/flaechenpolitik_node.html)

## Measure 1: Increasing brownfield development

### [Section II. Implementation measures taken, assessment of their effectiveness, associated obstacles and scientific and technical needs to achieve national targets

Using the template below, please report on the major measures your country has taken to implement its national biodiversity strategy and action plan. Please also provide an assessment of the effectiveness of these measures. The template should be replicated for each measure reported.]

#### II. Implementation measures, their effectiveness, and associated obstacles and scientific and technical needs to achieve national targets

##### Describe a measure taken to contribute to the implementation of your country's national biodiversity strategy and action plan

“Brownfield development before greenfield development” is advocated whenever possible during policy debates by professionals. To promote brownfield development, the relevant federal legislation was amended in 2013-2014. Section 1a (2) sentence 4 of the Building Code is now worded as follows: “The necessity of converting agricultural land or land used for forests should be justified; investigations of the possibilities for brownfield development, which may include waste land, vacant buildings, vacant sites and other possibilities for infill development, should provide the basis of any justification”. A nationwide model trial of the introduction of a trading system for land certificates based on preparatory research over many years was also initiated and its inclusion in the coalition agreements for two legislative periods was ensured. ([www.flaechenhandel.de](http://www.flaechenhandel.de)) An information and communication platform on land issues was also developed ([www.aktion-flaeche.de](http://www.aktion-flaeche.de)). Land take received particular attention for the first time in the context of the 2030 strategic environmental assessment.

##### For the implementation measure, please indicate to which national or Aichi Biodiversity Target(s) it contributes

###### National Target 10:

By 2030 the additional land take due to settlement and transport does not exceed 30 hectares per day. Ideally, in the long term, the actual use of new land should be largely replaced by the reuse of previously developed land.

###### Aichi Target 5:

Loss of habitats and fragmentation

##### Assessment of the effectiveness of the implementation measure taken in achieving desired outcomes:

- Measure taken has been effective
- Measure taken has been partially effective
- Measure taken has been ineffective
- Unknown

##### Please explain the selection and where possible indicate the tools or methodology used for the assessment of effectiveness above

Annual records of the Federal Statistical Office confirm that there has been a decrease in land take in recent years, although it will not be sufficient to meet the target by 2030 without additional measures.

**Relevant websites, web links and files** (Please use this field to indicate any relevant websites, web links or documents where additional information related to this assessment can be found).

[www.destatis.de/DE/ZahlenFakten/Wirtschaftsbereiche/LandForstwirtschaftFischerei/Flaechennutzung/Flaechennutzung.html](http://www.destatis.de/DE/ZahlenFakten/Wirtschaftsbereiche/LandForstwirtschaftFischerei/Flaechennutzung/Flaechennutzung.html)

**Other relevant information**, including case studies to illustrate how the measure taken has resulted in (or is expected to result in) outcomes that contribute to the implementation of the NBSAP

[2016 Environmental Assessment of the German Advisory Council on the Environment \(SRU\)](#)

**Relevant websites, web links and files** (Please use this field to indicate any relevant websites, web links or documents where additional information can be found)

[www.umweltrat.de/SharedDocs/Downloads/DE/01\\_Umweltgutachten/2016\\_Umweltgutachten\\_HD.html](http://www.umweltrat.de/SharedDocs/Downloads/DE/01_Umweltgutachten/2016_Umweltgutachten_HD.html)

**Obstacles and scientific and technical needs related to the measure taken:** Please describe what obstacles have been encountered and any scientific and technical needs for addressing these, including technical and scientific cooperation, capacity development activities or the need for guidance materials.

**Relevant websites, web links and files** (Please use this field to indicate any relevant websites, web links or documents where additional information related to these obstacles and scientific and technical needs can be found).

<Add link> <Add file>

## Assessment of progress towards National Target 10

### [Section III. Assessment of progress towards each national target

Using the template below, please assess the level of progress made towards each of your country's national targets or similar commitments. The template should be replicated for each national target. If your country has not set national targets please use the Aichi Biodiversity Targets.]

III. Assessment of progress towards each national target
<b>Target</b> By 2030 the additional land take due to settlement and transport does not exceed 30 hectares per day. Ideally, in the long term, the actual use of new land should be largely replaced by the reuse of previously developed land.
<b>Category of progress towards the implementation of the selected target:</b> <input type="checkbox"/> On track to exceed target <input type="checkbox"/> On track to achieve target <input checked="" type="checkbox"/> Progress towards target but at an insufficient rate <input type="checkbox"/> No significant change <input type="checkbox"/> Moving away from target <input type="checkbox"/> Unknown
<b>Date the assessment was done:</b> <a href="#">Annually</a>

**Additional information** (Please provide information on the evidence used in the assessment of this target, drawing upon relevant information provided in section II, including obstacles in undertaking the assessment).

Sustainable Development in Germany – 2018 Indicator Report of the Federal Statistical Office:

<https://www.destatis.de/DE/Themen/Gesellschaft->

[Umwelt/Nachhaltigkeitsindikatoren/Publikationen/Downloads-Nachhaltigkeit/indikatoren-0230001189004.pdf?\\_\\_blob=publicationFile](https://www.destatis.de/DE/Themen/Gesellschaft-Umwelt/Nachhaltigkeitsindikatoren/Publikationen/Downloads-Nachhaltigkeit/indikatoren-0230001189004.pdf?__blob=publicationFile)

2016 Indicator Report of the Federal Statistical Office:

[https://www.destatis.de/DE/Publikationen/Thematisch/UmwelttoekonomischeGesamtrechnungen/Umweltindikatoren/IndikatorenPDF\\_0230001.pdf?\\_\\_blob=publicationFile](https://www.destatis.de/DE/Publikationen/Thematisch/UmwelttoekonomischeGesamtrechnungen/Umweltindikatoren/IndikatorenPDF_0230001.pdf?__blob=publicationFile)

### **Indicators used in this assessment**

Increase in the amount of land take for settlement and transport indicator of the National Strategy on Biological Diversity

The land included in the indicator comprises

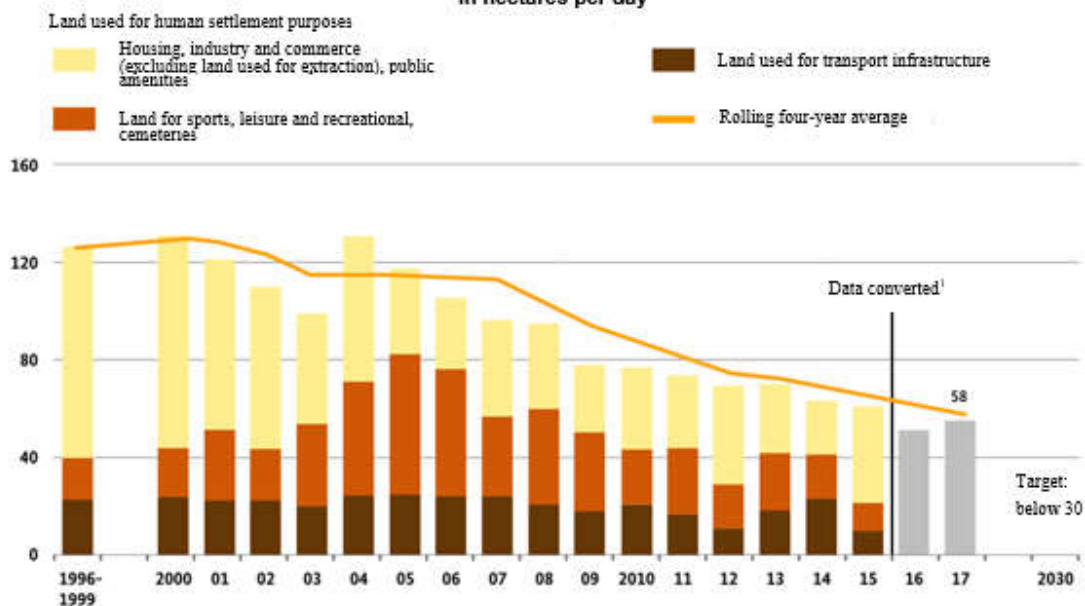
- Built-up and open spaces, commercial and industrial land
- Recreational areas, cemeteries
- Land used for transport infrastructure

It does not include land not listed in the statistics on land used for settlement and transport infrastructure (such as open spaces used for solar arrays or land used for extraction such as sandpits and opencast mines), although such land can extend over considerable areas.

Until the end of 2015, the data was based on information from the automatic land register (ALB) for land used for settlement and transport infrastructure, which is analysed by the Statistical Offices of the Länder and compiled by the Federal Statistical Office. To obtain a useful indicator value, the increase in the amount of land used for settlement and transport infrastructure is calculated as a mean value in hectares per day for each reporting year. Conclusions based on a single year are often influenced by external effects, so multi-year averages (in this case the four-year rolling average shown as a curve) better reflect the long-term trend. The land use statistics were converted to the Official Real Estate Cadaster Information System (ALKIS) and revisions began in early in 2016. Time comparisons have therefore been impaired, and it is more difficult to calculate changes.

For that reason, the trend for the indicator is shown only as a four-year rolling average from 2016 onward.

### Rise in land take for settlement and transport purposes in hectares per day



Source: Federal Statistical Office, January 2019

<sup>1</sup>The analysis of land used for settlement purposes and transport infrastructure is based on the land use survey. At the beginning of 2016, these statistics were converted to the Official Real Estate Cadastre Information System (ALKIS) and revisions began. Time comparisons have therefore been impaired, and it is more difficult to calculate changes. The land used for settlement purposes and transport infrastructure ascertained after the conversion comprises to a great extent the same types of use as before. For further details see: URL: [bit.ly/von-der-deutschen-Vorlage-uebernehmen](http://bit.ly/von-der-deutschen-Vorlage-uebernehmen).

Please provide a list of indicators used for the assessment of this target

or:

No indicator used

Please describe any other tools or means used for assessing progress

N/A

**Relevant websites, web links and files** (Please use this field to indicate any relevant websites, web links or documents where additional information related to this assessment can be found).

[https://www.destatis.de/DE/Themen/Branchen-Unternehmen/Landwirtschaft-Forstwirtschaft-Fischerei/Flaechennutzung/Publikationen/Downloads-Flaechennutzung/bodenflaechennutzung-2030510177004.pdf?\\_\\_blob=publicationFile&v=5#page=412](https://www.destatis.de/DE/Themen/Branchen-Unternehmen/Landwirtschaft-Forstwirtschaft-Fischerei/Flaechennutzung/Publikationen/Downloads-Flaechennutzung/bodenflaechennutzung-2030510177004.pdf?__blob=publicationFile&v=5#page=412)

**Level of confidence of the above assessment**

- Based on comprehensive evidence  
 Based on partial evidence  
 Based on limited evidence

**Please provide an explanation for the level of confidence indicated above.**

The annual land use statistics are secondary statistics from reports submitted by all of the German Länder based on statutory requirements.

**Adequacy of monitoring information to support assessment**

- Monitoring related to this target is adequate
- Monitoring related to this target is partial (e.g. only covering part of the area or issue)
- No monitoring system in place
- Monitoring is not needed

**Please describe how the target is monitored and indicate whether there is a monitoring system in place**

The ALKIS® information system has been introduced into all of the Länder.

**Relevant websites, web links and files** (Please use this field to indicate any relevant websites, web links or documents where additional information related to the monitoring system can be found)

[www.adv-online.de/AdV-Produkte/Liegenschaftskataster/ALKIS/](http://www.adv-online.de/AdV-Produkte/Liegenschaftskataster/ALKIS/)

## Aichi Target 5

### Loss of habitats and fragmentation

By 2020, the rate of loss of all natural habitats, including forests, is at least halved and where feasible brought close to zero, and degradation and fragmentation is significantly reduced.

## National Target 11

New land transport infrastructure (primarily road, waterways and rail) have adequate levels of wildlife passability (e.g. fish ladders in watercourses, “green bridges” (wildlife crossings) on land transport infrastructure). By 2020, existing transport land transport infrastructure does not normally give rise to any substantial impairment of the biotope network. Wildlife passability of fragmented areas has been achieved.

### [Section I. Information on the targets being pursued at the national level

If your country has set and/or adopted national targets or equivalent commitments related to the Strategic Plan for Biodiversity 2011-2020 please use the following template to describe them. Please complete this template for each of your country’s national targets. National targets entered in this section will be linked to section III so that progress in their implementation can be assessed. If your country has not set or adopted any national targets related to the Strategic Plan for Biodiversity 2011-2020 please indicate so in the first box and move to section II.]

#### I. Information on the targets being pursued at the national level

My country has adopted national biodiversity targets or equivalent commitments in line with the Strategic Plan for Biodiversity 2011-2020 and the Aichi Targets

or

My country has not adopted national biodiversity targets and is reporting progress using the Aichi Biodiversity Targets for reference. (Move to section II. In section III, the Aichi Biodiversity Targets should be used for the purpose of this report as the national targets and progress should be assessed towards their achievement in the national context.)

#### **National Target 11** (Please use the official title, if available)

New land transport infrastructure (primarily road, waterways and rail) has adequate levels of wildlife passability (e.g. fish ladders in watercourses, “green bridges” (wildlife crossings) on land transport infrastructure). By 2020, existing transport infrastructure does not normally give rise to any substantial impairment of the biotope network. Wildlife passability of fragmented areas has been achieved.

#### **Rationale for the national target**

Transport infrastructure acts as a barrier in the landscape. Trunk roads (motorways and federal highways) carrying heavy traffic are particular culprits in dissecting habitats and impeding the mobility of flora and fauna. In many areas, there is no longer sufficient passability in the landscape to support biodiversity. Transverse structures in watercourses, such as barrages for shipping or weirs for generating hydro power, block access to the spawning and breeding habitats of migratory fish.

**Level of application** (Please specify the level to which the target applies):

- Regional/multilateral – please indicate area concerned international river basins  
 National/federal  
 Subnational – please indicate area concerned <Text entry>

**Relevance of the national targets to the Aichi Biodiversity Targets** (Links between national targets and Aichi Biodiversity Targets.)

**Main related Aichi Biodiversity Targets** (Please select one or more Aichi Biodiversity Target to which the national target is wholly or partially related. Parties can select an entire target or a target component (not shown below))

- 1  6  11  16  
 2  7  12  17  
 3  8  13  18  
 4  9  14  19  
 5  10  15  20

**Other related Aichi Biodiversity Targets** (Please select one or more Aichi Biodiversity Target to which the national target is indirectly related.)

- 1  6  11  16  
 2  7  12  17  
 3  8  13  18  
 4  9  14  19  
 5  10  15  20

or

National target has no corresponding Aichi Biodiversity Target or relates to other parts of the Strategic Plan for Biodiversity – please explain

<Text entry>

**Other relevant information** (Please use this field to provide any other relevant information, such as the process of developing and adopting the national target, the stakeholders involved or the strategies and plans in which this national target has been included.)

The national targets described in the National Report are set out in the National Strategy on Biological Diversity. The strategy formulates a concrete vision for the future, and specifies quality targets and action objectives for all biodiversity-related topics. The National Strategy contains a large number of targets (> 300), the most important of which have been selected for the National Report. In the overall strategy, equal consideration is given to environmental, economic and social aspects, in keeping with the guiding principle of sustainability.

In addition to government strategies, sustainable development also requires the participation of players in industry and society. Only if they make this topic their own can the strategy be successfully implemented and its targets met. With this in mind, experts are consulted at a very early stage in the process.



**Relevant websites, web links, and files** (Please use this field to indicate any relevant websites, web links or documents where additional information related to this national target can be found.)

[https://www.bmu.de/fileadmin/Daten\\_BMU/Pool/Broschueren/nationale\\_strategie\\_biologische\\_vielfalt\\_2015\\_bf.pdf](https://www.bmu.de/fileadmin/Daten_BMU/Pool/Broschueren/nationale_strategie_biologische_vielfalt_2015_bf.pdf)

<http://biologischedielfalt.bfn.de/>

## Measure 1: Wildlife passability resulting from the provision on intervention in the Federal Nature Conservation Act

**[Section II. Implementation measures taken, assessment of their effectiveness, associated obstacles and scientific and technical needs to achieve national targets**

Using the template below, please report on the major measures your country has taken to implement its national biodiversity strategy and action plan. Please also provide an assessment of the effectiveness of these measures. The template should be replicated for each measure reported.]

### II. Implementation measures, their effectiveness, and associated obstacles and scientific and technical needs to achieve national targets

**Describe a measure taken to contribute to the implementation of your country's national biodiversity strategy and action plan**

The Federal Nature Conservation Act (Bundesnaturschutzgesetz) requires compensation for interventions in natural surroundings and the landscape, which includes transport infrastructure. This means that material adverse effects due to interventions in natural surroundings and the landscape must be avoided or otherwise offset by compensatory measures or replaced. The aim is to preserve the quality of natural surroundings and the landscape over the long term.

**For the implementation measure, please indicate to which national or Aichi Biodiversity Target(s) it contributes**

**National Target 11:**

New land transport infrastructure (primarily road, waterways and rail) has adequate levels of wildlife passability (e.g. fish ladders in watercourses, "green bridges" (wildlife crossings) on land transport infrastructure). By 2020, existing transport infrastructure does not normally give rise to any substantial impairment of the biotope network. Wildlife passability of fragmented areas has been achieved.

Aichi Target 5:

Loss of habitats and fragmentation

**Aichi Target 11:**

Protected areas (terrestrial, inland water, coastal and marine)

**Assessment of the effectiveness of the implementation measure taken in achieving desired outcomes:**

- Measure taken has been effective  
 Measure taken has been partially effective

- Measure taken has been ineffective  
 Unknown

**Please explain the selection and where possible indicate the tools or methodology used for the assessment of effectiveness above**

Interventions must be avoided whenever possible as early as the planning process. When interventions are unavoidable, the environmental impacts of each individual construction project are estimated and their effects are compensated by nature conservation and landscape management measures, either in the immediate vicinity or in the same natural area. If this is not properly done, the construction project can be opposed in court.

**Relevant websites, web links and files** (Please use this field to indicate any relevant websites, web links or documents where additional information related to this assessment can be found).

[www.bfn.de](http://www.bfn.de)

**Other relevant information**, including case studies to illustrate how the measure taken has resulted in (or is expected to result in) outcomes that contribute to the implementation of the NBSAP

Complete information is available on the website of the Federal Agency for Nature Conservation.

**Relevant websites, web links and files** (Please use this field to indicate any relevant websites, web links or documents where additional information can be found)

[www.bfn.de](http://www.bfn.de)

**Obstacles and scientific and technical needs related to the measure taken:** Please describe what obstacles have been encountered and any scientific and technical needs for addressing these, including technical and scientific cooperation, capacity development activities or the need for guidance materials.

Implementation of the provision on intervention in the Federal Nature Conservation Act requires the permitting authorities and nature conservation agencies to have advanced technical knowledge and the planning offices to have extensive expertise. Comprehensive, up-to-date basic data on natural resources must be available. Comprehensive studies will be necessary in individual cases.

**Relevant websites, web links and files** (Please use this field to indicate any relevant websites, web links or documents where additional information related to these obstacles and scientific and technical needs can be found).

[www.bfn.de](http://www.bfn.de)

## **Measure 2: Wildlife passability in the context of the Water Framework Directive**

**[Section II. Implementation measures taken, assessment of their effectiveness, associated obstacles and scientific and technical needs to achieve national targets**

Using the template below, please report on the major measures your country has taken to implement its national biodiversity strategy and action plan. Please also provide an assessment of the effectiveness of these measures. The template should be replicated for each measure reported.]

## II. Implementation measures, their effectiveness, and associated obstacles and scientific and technical needs to achieve national targets

### Describe a measure taken to contribute to the implementation of your country's national biodiversity strategy and action plan

Restoring passability for migratory fish is a major element of implementation of the EU Water Framework Directive (Directive 2000/60/EC). National and international management plans and programmes of measures under this Directive contain plans to achieve this. When developing those plans and programmes, stakeholders are involved and input from the public is heard.

Both the Federal Water Act (Wasserhaushaltsgesetz) and Länder laws on fisheries specify that hydro power installations must take steps to maintain passability and ensure minimum flow rates. Aspects relating to fish ladders, the protection of fish and fish bypasses must be considered in light of their specific location when providing wildlife passability at dams and power plants. The aim is to ensure passability for fish travelling upstream and for smaller terrestrial communities. Federal waterways come under the Federal Ministry of Transport's passability programme.

All other water bodies are subject to transposition of the EU Water Framework Directive by the Länder, which have jurisdiction in this area.

A total of 16.9% of the planned measures in the second management plans pursuant to the Water Framework Directive (2015) were for the restoration of passability.

As part of cooperation in international river basins partially located in Germany, there are also agreements on the restoration of passability, which are specified in master plans for migratory fish (Rhine, Maas), in a prioritisation approach (Danube) and in a strategy paper on morphology (Oder). There is an overall strategy for migratory fish in the Weser river basin in Germany.

### For the implementation measure, please indicate to which national or Aichi Biodiversity Target(s) it contributes

#### National Target 11:

New land transport infrastructure (primarily road, waterways and rail) has adequate levels of wildlife passability (e.g. fish ladders in watercourses, "green bridges" (wildlife crossings) on land transport infrastructure). By 2020, existing transport infrastructure does not normally give rise to any substantial impairment of the biotope network. Wildlife passability of fragmented areas has been achieved.

#### Aichi Target 5:

Loss of habitats and fragmentation

#### Aichi Target 11:

Protected areas (terrestrial, inland water, coastal and marine)

### Assessment of the effectiveness of the implementation measure taken in achieving desired outcomes:

- Measure taken has been effective
- Measure taken has been partially effective
- Measure taken has been ineffective
- Unknown

**Please explain the selection and where possible indicate the tools or methodology used for the assessment of effectiveness above**

Studies of older fish passes show that they are often ineffective.

Today technical rules exist that allow fish ladders to be precisely dimensioned and designed to suit the range of fish species that will be swimming upstream. Efficiency checks are standard whenever a new installation of this kind is built or an existing one upgraded, just as they are for fish protection systems (allowing fish to swim downstream). The results of these checks can help to further improve the technical rules.

**Relevant websites, web links and files** (Please use this field to indicate any relevant websites, web links or documents where additional information related to this assessment can be found).

Wildlife passability on German waterways:

<https://www.gdws.wsv.bund.de/DE/wasserstrassen/umwelt-oekologie/oekologische-durchgaengigkeit/oekologische-durchgaengigkeit-node.html>

[https://www.bafg.de/DE/02\\_Aufgaben/03\\_Oekologie/02\\_Themen/Durchg/durchgaengigkeit.html](https://www.bafg.de/DE/02_Aufgaben/03_Oekologie/02_Themen/Durchg/durchgaengigkeit.html)

<https://www.bmvi.de/SharedDocs/DE/Artikel/WS/blau-es-band.html>

Water Framework Directive:

<https://www.umweltbundesamt.de/publikationen/die-wasserrahmenrichtlinie-deutschlands-gewaesser>

[https://www.iksr.org/fileadmin/user\\_upload/DKDM/Dokumente/Fachberichte/DE/rp\\_De\\_0247.pdf](https://www.iksr.org/fileadmin/user_upload/DKDM/Dokumente/Fachberichte/DE/rp_De_0247.pdf)

<https://www.iksr.org/de/themen/oekologie/pflanzen-und-tiere/fische/der-lachs-kommt-voran/>

<https://www.iksr.org/de/themen/oekologie/pflanzen-und-tiere/fische/wanderfischstatistiken/>

<http://www.meuse-maas.be/CIM/media/EspacePublic->

[Documents/Publications/2011/Rapport\\_Masterplan\\_octobre2011\\_d.pdf](Documents/Publications/2011/Rapport_Masterplan_octobre2011_d.pdf)

<https://www.fgg-weser.de/gewaesserbewirtschaftung/handlungsfelder/durchgaengigkeit/gesamtstrategie-wanderfische>

LiLa Living Lahn River case study

<https://www.lila-livinglahn.de/massnahmen/action-a-5-und-c-1-oekologische-durchgaengigkeit-und-fischschleusungsmanagement/>

**Other relevant information**, including case studies to illustrate how the measure taken has resulted in (or is expected to result in) outcomes that contribute to the implementation of the NBSAP

The double-slot fish pass at the Geesthacht weir on the River Elbe – Evaluation of fish using Europe’s largest fish ladder five years on

**Relevant websites, web links and files** (Please use this field to indicate any relevant websites, web links or documents where additional information can be found)

[http://www.ifo-eu/pdf/Fuenf\\_Jahre\\_FAANord\\_Homepage.pdf](http://www.ifo-eu/pdf/Fuenf_Jahre_FAANord_Homepage.pdf)

**Obstacles and scientific and technical needs related to the measure taken:** Please describe what obstacles have been encountered and any scientific and technical needs for addressing these, including technical and scientific cooperation, capacity development activities or the need for guidance materials.

Responsibilities (federal government, Ministry of Transport, Länder, local authorities) had to be clarified in some cases before measures could be implemented.

High population density, transport infrastructure along water bodies and other types of land use make it difficult to build fish passes at some locations.

Research on fish ladders (optimum size and design) has made great progress; research is still needed on fish bypasses.

**Relevant websites, web links and files** (Please use this field to indicate any relevant websites, web links or documents where additional information related to these obstacles and scientific and technical needs can be found).

Fish protection and fish bypasses:  
<https://forum-fischschutz.de/>

### Measure 3: Federal Re-networking Programme

**[Section II. Implementation measures taken, assessment of their effectiveness, associated obstacles and scientific and technical needs to achieve national targets**

Using the template below, please report on the major measures your country has taken to implement its national biodiversity strategy and action plan. Please also provide an assessment of the effectiveness of these measures. The template should be replicated for each measure reported.]

#### **II. Implementation measures, their effectiveness, and associated obstacles and scientific and technical needs to achieve national targets**

**Describe a measure taken to contribute to the implementation of your country's national biodiversity strategy and action plan**

The federal government adopted the Federal Re-networking Programme in 2012. To reduce fragmentation effects, all projects to build or upgrade trunk roads must include the construction of crossing aids. Ninety-three priority re-networking sections where this work will be done in coming years have been defined for the existing federal trunk road network. This generally includes the construction of a crossing aid (usually a green bridge) and supporting measures in corridors. Strict technical requirements must be fulfilled to guarantee that they will be effective.

**For the implementation measure, please indicate to which national or Aichi Biodiversity Target(s) it contributes**

**National Target 11:**

New land transport infrastructure (primarily road, waterways and rail) has adequate levels of wildlife passability (e.g. fish ladders in watercourses, "green bridges" (wildlife crossings) on land transport infrastructure). By 2020, existing transport infrastructure does not normally give rise to any substantial impairment of the biotope network. Wildlife passability of fragmented areas has been achieved.

**Aichi Target 5:**

Loss of habitats and fragmentation

**Aichi Target 11:**

Protected areas (terrestrial, inland water, coastal and marine)

**Assessment of the effectiveness of the implementation measure taken in achieving desired outcomes:**

- Measure taken has been effective
- Measure taken has been partially effective
- Measure taken has been ineffective
- Unknown

**Please explain the selection and where possible indicate the tools or methodology used for the assessment of effectiveness above**

The Federal Re-Networking Programme is a joint programme of the nature conservation authorities and the highway authorities. All major steps are coordinated within the inter-ministerial working group (which includes the relevant ministries and specialist agencies). There is also a regular exchange of experience with agencies of the Länder.

**Relevant websites, web links and files** (Please use this field to indicate any relevant websites, web links or documents where additional information related to this assessment can be found).

[www.bfn.de](http://www.bfn.de)

BMU (2012): Federal Re-Networking Programme – Basis, Fields of Action, Cooperation.

**Other relevant information**, including case studies to illustrate how the measure taken has resulted in (or is expected to result in) outcomes that contribute to the implementation of the NBSAP

<Text entry>

**Relevant websites, web links and files** (Please use this field to indicate any relevant websites, web links or documents where additional information can be found)

<https://www.bfn.de/themen/planung/eingriffe/wirkungsprognosen/zerschneidung-wiedervernetzung.html>

<https://www.stiftungsland.de/was-wir-tun/entwicklungshelfer/wiedervernetzung-von-biotopen-grenzenlos-unterwegs/>

<https://vm.baden-wuerttemberg.de/de/service/publikation/did/landeskonzzept-wiedervernetzung-an-strassen-in-baden-wuerttemberg/>

**Obstacles and scientific and technical needs related to the measure taken:** Please describe what obstacles have been encountered and any scientific and technical needs for addressing these, including technical and scientific cooperation, capacity development activities or the need for guidance materials.

Proper functioning of the crossing aids (such as green bridges) must be guaranteed over the long term. This means that surroundings are configured and connections with the hinterland are established based on knowledge about nature conservation.

**Relevant websites, web links and files** (Please use this field to indicate any relevant websites, web links or documents where additional information related to these obstacles and scientific and technical needs can be found).

Road and Transportation Research Association (FGSV), 2018: Merkblatt zur Anlage von Querungshilfen für Tiere und zur Vernetzung von Lebensräumen an Straßen [Fact Sheet on Installing Crossing Aids for Animals and for Connecting Habitats along Roads (M AQ)] – Draft

Reck, H., Hänel, K., Strein, M., Georgii, B., Henneberg, M., Peters-Ostenberg, E. and M. Böttcher (2017): Grünbrücken, Faunatunnel und Tierdurchlässe – Anforderungen an Querungshilfen [Green Bridges, Fauna Tunnels and Animal Passes – Requirements for Crossing Aids] BfN Scripts 465, 50 pages. ISBN 978-3-89624-202-0

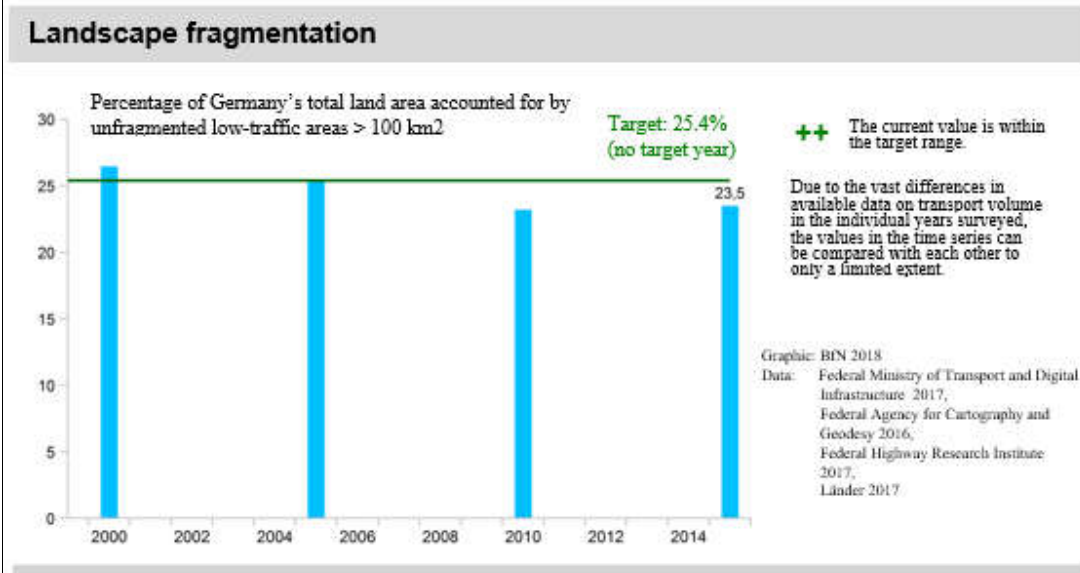
## Assessment of progress towards National Target 11

### [Section III. Assessment of progress towards each national target

Using the template below, please assess the level of progress made towards each of your country's national targets or similar commitments. The template should be replicated for each national target. If your country has not set national targets please use the Aichi Biodiversity Targets.]

<b>III. Assessment of progress towards each national target</b>
<p><b>Target</b></p> <p>New land transport infrastructure (primarily road, waterways and rail) has adequate levels of wildlife passability (e.g. fish ladders in watercourses, “green bridges” (wildlife crossings) on land transport infrastructure). By 2020, existing transport infrastructure does not normally give rise to any substantial impairment of the biotope network. Wildlife passability of fragmented areas has been achieved.</p>
<p><b>Category of progress towards the implementation of the selected target:</b></p> <p><input type="checkbox"/> On track to exceed target</p> <p><input type="checkbox"/> On track to achieve target</p> <p><input checked="" type="checkbox"/> Progress towards target but at an insufficient rate</p> <p><input type="checkbox"/> No significant change</p> <p><input type="checkbox"/> Moving away from target</p> <p><input type="checkbox"/> Unknown</p>
<p><b>Date the assessment was done:</b></p> <p>20.09.2018</p>
<p><b>Additional information</b> (Please provide information on the evidence used in the assessment of this target, drawing upon relevant information provided in section II, including obstacles in undertaking the assessment).</p> <p>It is current practice to guarantee the passability of new transport infrastructure. However, there is considerable need to make improvements for the existing transport network. This has been confirmed by studies and by a regular exchange of information between the federal government and the Länder.</p>
<p><b>Indicators used in this assessment</b></p> <p><i>Indicator(s) used in this assessment</i></p> <p>1. The unfragmented low-traffic areas/unfragmented functional spaces indicator of the National Strategy on Biological Diversity</p> <p>The indicator measures the extent to which Germany is fragmented by the transport network in the landscape scale (1:250,000). Two different approaches are followed when calculating two different sub-indicators. In the first, the amount of land in unfragmented, low-traffic areas at least 100 km<sup>2</sup> in size as a percentage of</p>

Germany's total land area is determined. In the second, the effective mesh size (Meff) provides information about the mean degree of fragmentation of an area – expressed as the theoretical mesh size of a regular network of transport corridors that has the same fragmentation effect as the real transport corridors in an area being investigated. Meff is suitable for describing the degree of fragmentation and for showing gradual changes in fragmentation, particularly in highly-fragmented landscapes.



or:  
 No indicator used

**Please describe any other tools or means used for assessing progress**

Implementation report and indicator report for the National Strategy on Biological Diversity  
 Implementation report on the Federal Re-networking Programme (in preparation)

**Relevant websites, web links and files** (Please use this field to indicate any relevant websites, web links or documents where additional information related to this assessment can be found).

<http://biologischevielfalt.bfn.de/>

**Level of confidence of the above assessment**

- Based on comprehensive evidence
- Based on partial evidence
- Based on limited evidence

**Please provide an explanation for the level of confidence indicated above.**

The estimate is based on comprehensive monitoring processes and reporting, particularly at the Federal Highway Research Institute (BAST) and the Federal Agency for Nature Conservation (BfN).

**Adequacy of monitoring information to support assessment**

- Monitoring related to this target is adequate
- Monitoring related to this target is partial (e.g. only covering part of the area or issue)
- No monitoring system in place
- Monitoring is not needed



**Please describe how the target is monitored and indicate whether there is a monitoring system in place**

See above

**Relevant websites, web links and files** (Please use this field to indicate any relevant websites, web links or documents where additional information related to the monitoring system can be found)

See above

## National contribution to the achievement of Aichi Target 5

**[Section IV. Description of the national contribution to the achievement of each global Aichi Biodiversity Target**

Using the template below, please describe your country's contribution towards the achievement of each global Aichi Biodiversity Target. This template should be replicated for each of the Aichi Biodiversity Targets.

For Parties whose national targets are identical to the Aichi Biodiversity Targets, some of this information may be captured in sections II and III above. Please provide additional descriptions of your country's national contribution to the achievement of each global Aichi Biodiversity Target.]

### IV. Description of national contribution to the achievement of each Aichi Biodiversity Target

#### Aichi Biodiversity Target 5

Loss of habitats and fragmentation

**Please describe how and to what extent your country has contributed to the achievement of this Aichi Biodiversity Target and summarize the evidence used to support this description:**

Permanently protected wilderness areas within the meaning of the National Strategy on Biological Diversity (NBS) are currently located in the core zones of national parks, in some parts of National Natural Heritage land and in a few large nature conservation areas. An initial estimate assumes that currently about 0.6% of the land area has been secured for large-scale wilderness development. Moreover, the NBS includes a number of additional targets that also fit into the context of wilderness: forests, riparian areas, peatlands and coastlines. Both large areas that contribute to the 2% target and smaller areas, for example in forests, make valuable contributions to individual wilderness targets of the NBS.

**Please describe other activities contributing to the achievement of the Aichi Biodiversity Target at the global level (optional)**

<Text entry>

**Based on the description of your country's contributions to the achievement of the Aichi Biodiversity Targets, please describe how and to what extent these contributions support the implementation of the 2030 Agenda for Sustainable Development and the Sustainable Development Goals:**

The specified measures make a major contribution to the achievement of both Aichi Target 5 and SDG 15.

To reactivate the natural processes of habitat dynamics, a certain percentage of land in Germany needs to be left to develop free of human influence. This primarily relates to the residual fragments of natural ecosystems,

but it can also include other areas that will have to be removed from the sphere of human use to enable them to develop in the direction of a “new” wilderness. Wilderness areas of this kind can help people understand and experience nature, and they also directly contribute to the achievement of SDG 15.

## Aichi Target 6

### Impact of fishing

By 2020, all fish and invertebrate stocks and aquatic plants are managed and harvested sustainably, legally and applying ecosystem based approaches, so that overfishing is avoided, recovery plans and measures are in place for all depleted species, fisheries have no significant adverse impacts on threatened species and vulnerable ecosystems, and the impacts of fisheries on stocks, species and ecosystems are within safe ecological limits.

## National Target 12

### Making fishing sustainable and ecosystem-friendly

#### [Section I. Information on the targets being pursued at the national level

If your country has set and/or adopted national targets or equivalent commitments related to the Strategic Plan for Biodiversity 2011-2020 please use the following template to describe them. Please complete this template for each of your country's national targets. National targets entered in this section will be linked to section III so that progress in their implementation can be assessed. If your country has not set or adopted any national targets related to the Strategic Plan for Biodiversity 2011-2020 please indicate so in the first box and move to section II.]

<p><b>I. Information on the targets being pursued at the national level</b></p> <p><input checked="" type="checkbox"/> My country has adopted national biodiversity targets or equivalent commitments in line with the Strategic Plan for Biodiversity 2011-2020 and the Aichi Targets</p> <p>or</p> <p><input type="checkbox"/> My country has not adopted national biodiversity targets and is reporting progress using the Aichi Biodiversity Targets for reference. (Move to section II. In section III, the Aichi Biodiversity Targets should be used for the purpose of this report as the national targets and progress should be assessed towards their achievement in the national context.)</p>
<p><b>National Target 12</b> (Please use the official title, if available)</p> <p>Making fishing sustainable and ecosystem-friendly</p>
<p><b>Rationale for the national target</b></p> <p>The aim of the European Marine Strategy Framework Directive (MSFD) is to achieve “good status for the marine environment” by 2020. This requires, on the one hand, managing fishing so that the principle of maximum sustainable yield (MSY) is adhered to and unwanted bycatch is reduced. On the other hand, it involves minimising the negative effects of certain fishing techniques on sensitive habitats and protected species.</p>
<p><b>Level of application</b> (Please specify the level to which the target applies):</p> <p><input type="checkbox"/> Regional/multilateral – please indicate area concerned</p> <p><input checked="" type="checkbox"/> National/federal (EU level)</p> <p><input type="checkbox"/> Subnational – please indicate area concerned &lt;Text entry&gt;</p>

**Relevance of the national targets to the Aichi Biodiversity Targets** (Links between national targets and Aichi Biodiversity Targets.)

**Main related Aichi Biodiversity Targets** (Please select one or more Aichi Biodiversity Target to which the national target is wholly or partially related. Parties can select an entire target or a target component (not shown below))

- |                            |                                       |  |                             |
|----------------------------|---------------------------------------|--|-----------------------------|
| <input type="checkbox"/> 1 | <input checked="" type="checkbox"/> 6 | <input checked="" type="checkbox"/> 11 | <input type="checkbox"/> 16 |
| <input type="checkbox"/> 2 | <input type="checkbox"/> 7            | <input type="checkbox"/> 12            | <input type="checkbox"/> 17 |
| <input type="checkbox"/> 3 | <input type="checkbox"/> 8            | <input type="checkbox"/> 13            | <input type="checkbox"/> 18 |
| <input type="checkbox"/> 4 | <input type="checkbox"/> 9            | <input type="checkbox"/> 14            | <input type="checkbox"/> 19 |
| <input type="checkbox"/> 5 | <input type="checkbox"/> 10           | <input type="checkbox"/> 15            | <input type="checkbox"/> 20 |

**Other related Aichi Biodiversity Targets** (Please select one or more Aichi Biodiversity Target to which the national target is indirectly related.)

- |                            |                             |  |                             |
|----------------------------|-----------------------------|--|-----------------------------|
| <input type="checkbox"/> 1 | <input type="checkbox"/> 6  | <input checked="" type="checkbox"/> 11 | <input type="checkbox"/> 16 |
| <input type="checkbox"/> 2 | <input type="checkbox"/> 7  | <input type="checkbox"/> 12            | <input type="checkbox"/> 17 |
| <input type="checkbox"/> 3 | <input type="checkbox"/> 8  | <input type="checkbox"/> 13            | <input type="checkbox"/> 18 |
| <input type="checkbox"/> 4 | <input type="checkbox"/> 9  | <input type="checkbox"/> 14            | <input type="checkbox"/> 19 |
| <input type="checkbox"/> 5 | <input type="checkbox"/> 10 | <input type="checkbox"/> 15            | <input type="checkbox"/> 20 |

or

National target has no corresponding Aichi Biodiversity Target or relates to other parts of the Strategic Plan for Biodiversity – please explain

<Text entry>

**Other relevant information** (Please use this field to provide any other relevant information, such as the process of developing and adopting the national target, the stakeholders involved or the strategies and plans in which this national target has been included.)

The national targets described in the National Report are set out in the National Strategy on Biological Diversity. The strategy formulates a concrete vision for the future, and specifies quality targets and action objectives for all biodiversity-related topics. The National Strategy contains a large number of targets (> 300), the most important of which have been selected for the National Report. In the overall strategy, equal consideration is given to environmental, economic and social aspects, in keeping with the guiding principle of sustainability.

Government cannot simply dictate sustainable development. The players in industry and society must make this topic their own if the strategy is to be successfully implemented and its targets met. With this in mind, experts were consulted at a very early stage in the process.

In view of the European Union's exclusive competence for fisheries, all legal regulations have to be defined within the scope of EU legislation. The sustainability of fishing is essentially determined by setting catch quotas, which have to be based on achieving maximum sustainable yield, reducing bycatch and discards, and preventing illegal fishing. Putting fishing on a more ecosystem-friendly basis requires – in addition to the above-mentioned activities – concrete efforts to minimise its harmful effects on sensitive habitats and protected species. The aim is to achieve this by imposing bans and spatial restrictions on harmful fishing techniques and developing better, alternative ones.

**Relevant websites, web links, and files** (Please use this field to indicate any relevant websites, web links or documents where additional information related to this national target can be found.)

[https://www.bmu.de/fileadmin/Daten\\_BMU/Pool/Broschueren/nationale\\_strategie\\_biologische\\_vielfalt\\_2015\\_bf.pdf](https://www.bmu.de/fileadmin/Daten_BMU/Pool/Broschueren/nationale_strategie_biologische_vielfalt_2015_bf.pdf)

## Measure 1: Developing fishing regulations for the German Natura 2000 sites in the EEZ

[Section II. Implementation measures taken, assessment of their effectiveness, associated obstacles and scientific and technical needs to achieve national targets

Using the template below, please report on the major measures your country has taken to implement its national biodiversity strategy and action plan. Please also provide an assessment of the effectiveness of these measures. The template should be replicated for each measure reported.]

### II. Implementation measures, their effectiveness, and associated obstacles and scientific and technical needs to achieve national targets

**Describe a measure taken to contribute to the implementation of your country's national biodiversity strategy and action plan**

Developing fishing regulations for the German Natura 2000 sites in the EEZ

**For the implementation measure, please indicate to which national or Aichi Biodiversity Target(s) it contributes**

National Target 12

Making fishing sustainable and ecosystem-friendly

Aichi Target 6:

Impact of fishing

Aichi Target 11

Protected areas (terrestrial, inland water, coastal and marine)

**Assessment of the effectiveness of the implementation measure taken in achieving desired outcomes:**

- Measure taken has been effective
- Measure taken has been partially effective
- Measure taken has been ineffective
- Unknown

**Please explain the selection and where possible indicate the tools or methodology used for the assessment of effectiveness above**

Some measures have been developed. Coordination at EU level and with the Member States is required since fisheries policy falls under the responsibility of the EU. A joint recommendation for the Natura 2000 sites in the North Sea EEZ has been submitted to the EU Commission. The Commission has expressed a need for

clarification, so that practical legal implementation is still pending. Measures for the Natura 2000 sites in the Baltic are still being developed.

**Relevant websites, web links and files** (Please use this field to indicate any relevant websites, web links or documents where additional information related to this assessment can be found).

<Add link> <Add file>

**Other relevant information**, including case studies to illustrate how the measure taken has resulted in (or is expected to result in) outcomes that contribute to the implementation of the NBSAP

<Text entry>

**Relevant websites, web links and files** (Please use this field to indicate any relevant websites, web links or documents where additional information can be found)

<http://ec.europa.eu/environment/nature/natura2000/marine/docs/Marine%20SWD%20288%20final.pdf>

**Obstacles and scientific and technical needs related to the measure taken:** Please describe what obstacles have been encountered and any scientific and technical needs for addressing these, including technical and scientific cooperation, capacity development activities or the need for guidance materials.

Coordination processes at EU level take time; reconciliation with fishing interests is required.

**Relevant websites, web links and files** (Please use this field to indicate any relevant websites, web links or documents where additional information related to these obstacles and scientific and technical needs can be found).

<Add link> <Add file>

## Measure 2: Implementation of the ecosystem-related requirements of the Common Fisheries Policy (CFP)

**[Section II. Implementation measures taken, assessment of their effectiveness, associated obstacles and scientific and technical needs to achieve national targets**

Using the template below, please report on the major measures your country has taken to implement its national biodiversity strategy and action plan. Please also provide an assessment of the effectiveness of these measures. The template should be replicated for each measure reported.]

### II. Implementation measures, their effectiveness, and associated obstacles and scientific and technical needs to achieve national targets

**Describe a measure taken to contribute to the implementation of your country's national biodiversity strategy and action plan**

With active support from Germany, the European Union introduced a new Common Fisheries Policy in 2014, which specifies ecosystem approaches. In accordance with Article 2(2) of Regulation (EU) No 1380/2013, the Common Fisheries Policy takes a precautionary approach to fisheries management and sets itself the objective of restoring and maintaining populations of fish stocks above biomass levels capable of producing maximum sustainable yield. The fishing effort permitted must be compatible with achieving maximum sustainable yield. This policy is the basis for the total allowable catches and quotas set by the EU

each year. It is supported by technical and control measures. The EU's Common Fisheries Policy also includes a full landing obligation for all regulated species.

**For the implementation measure, please indicate to which national or Aichi Biodiversity Target(s) it contributes**

**National Target 12**

Making fishing sustainable and ecosystem-friendly

**Aichi Target 6:**

Impact of fishing

**Aichi Target 11**

Protected areas (terrestrial, inland water, coastal and marine)

**Assessment of the effectiveness of the implementation measure taken in achieving desired outcomes:**

- Measure taken has been effective
- Measure taken has been partially effective
- Measure taken has been ineffective
- Unknown

**Please explain the selection and where possible indicate the tools or methodology used for the assessment of effectiveness above**

The European Union's fisheries legislation explicitly states that fishing and aquaculture activities must be environmentally sustainable in the long term, that fisheries management must include setting catch quotas based on scientific recommendations, that a precautionary approach must be taken and that the negative impacts of fishing on the marine ecosystem must be minimised. A range of different instruments are used for this purpose (quota regulations, bycatch regulations, multi-annual management plans, technical specifications and control rules). It is not possible to describe a single comprehensive indicator here. However, it can be noted that a clear improvement in fished stocks based on maximum sustainable yield has been observed in German and EU waters.

**Relevant websites, web links and files** (Please use this field to indicate any relevant websites, web links or documents where additional information related to this assessment can be found).

<http://www.ices.dk/marine-data/tools/Pages/stock-assessment-graphs.aspx>

**Other relevant information**, including case studies to illustrate how the measure taken has resulted in (or is expected to result in) outcomes that contribute to the implementation of the NBSAP

<Text entry>

**Relevant websites, web links and files** (Please use this field to indicate any relevant websites, web links or documents where additional information can be found)

<Add link> <Add file>

**Obstacles and scientific and technical needs related to the measure taken:** Please describe what obstacles have been encountered and any scientific and technical needs for addressing these, including technical and scientific cooperation, capacity development activities or the need for guidance materials.

Problems are caused by the economic importance of certain fisheries and the possible socio-economic consequences of regulations – actual or feared.

Another problem is the lack of available fishery and environmental data and the limited control options. Legal regulations are being improved in these areas and, to some extent, improvements have already been achieved.

A potential problem in enforcing the full landing obligation is posed by choke species in mixed fisheries, in cases where there is a lack of adequate quotas for unavoidable bycatch resulting in the closure of the primary fisheries.

**Relevant websites, web links and files** (Please use this field to indicate any relevant websites, web links or documents where additional information related to these obstacles and scientific and technical needs can be found).

<Add link> <Add file>

### Measure 3: Promoting environmentally sound fishing techniques

**[Section II. Implementation measures taken, assessment of their effectiveness, associated obstacles and scientific and technical needs to achieve national targets**

Using the template below, please report on the major measures your country has taken to implement its national biodiversity strategy and action plan. Please also provide an assessment of the effectiveness of these measures. The template should be replicated for each measure reported.]

#### II. Implementation measures, their effectiveness, and associated obstacles and scientific and technical needs to achieve national targets

**Describe a measure taken to contribute to the implementation of your country's national biodiversity strategy and action plan**

Promoting environmentally sound fishing techniques

**For the implementation measure, please indicate to which national or Aichi Biodiversity Target(s) it contributes**

**National Target 12**

Making fishing sustainable and ecosystem-friendly

**Aichi Target 6:**

Impact of fishing

**Aichi Target 11**

Protected areas (terrestrial, inland water, coastal and marine)

**Assessment of the effectiveness of the implementation measure taken in achieving desired outcomes:**

- Measure taken has been effective
- Measure taken has been partially effective
- Measure taken has been ineffective
- Unknown



**Please explain the selection and where possible indicate the tools or methodology used for the assessment of effectiveness above**

Developing the techniques is an ongoing process. We do not have sufficient data for all the techniques already developed. Further techniques are currently being developed

**Relevant websites, web links and files** (Please use this field to indicate any relevant websites, web links or documents where additional information related to this assessment can be found).

<Add link> <Add file>

**Other relevant information**, including case studies to illustrate how the measure taken has resulted in (or is expected to result in) outcomes that contribute to the implementation of the NBSAP

<Text entry>

**Relevant websites, web links and files** (Please use this field to indicate any relevant websites, web links or documents where additional information can be found)

<https://www.bfn.de/themen/meeresnaturschutz/belastungen-im-meer/fischerei/stella-forschungsprojekt.html>

<https://www.thuenen.de/de/of/projekte/fischerei-umwelt-ostsee/schweinswale-retten-deutsche-fischer-im-wettbewerb-staerken-pal-projekt/>

**Obstacles and scientific and technical needs related to the measure taken:** Please describe what obstacles have been encountered and any scientific and technical needs for addressing these, including technical and scientific cooperation, capacity development activities or the need for guidance materials.

<Text entry>

**Relevant websites, web links and files** (Please use this field to indicate any relevant websites, web links or documents where additional information related to these obstacles and scientific and technical needs can be found).

<Add link> <Add file>

## **Measure 4: Supporting partner countries in making fishing sustainable and ecosystem-friendly**

**[Section II. Implementation measures taken, assessment of their effectiveness, associated obstacles and scientific and technical needs to achieve national targets**

Using the template below, please report on the major measures your country has taken to implement its national biodiversity strategy and action plan. Please also provide an assessment of the effectiveness of these measures. The template should be replicated for each measure reported.]

**II. Implementation measures, their effectiveness, and associated obstacles and scientific and technical needs to achieve national targets**

**Describe a measure taken to contribute to the implementation of your country's national biodiversity strategy and action plan**

The EU has exclusive competence for concluding fisheries partnership agreements. These agreements are designed to be sustainable and to be of mutual benefit to the EU and the third country in question, including its population and its fishing industry.

**For the implementation measure, please indicate to which national or Aichi Biodiversity Target(s) it contributes**

**National Target 12**

Making fishing sustainable and ecosystem-friendly

**Aichi Target 6:**

Impact of fishing

**Aichi Target 11**

Protected areas (terrestrial, inland water, coastal and marine)

**Assessment of the effectiveness of the implementation measure taken in achieving desired outcomes:**

- Measure taken has been effective
- Measure taken has been partially effective
- Measure taken has been ineffective
- Unknown

**Please explain the selection and where possible indicate the tools or methodology used for the assessment of effectiveness above**

<Text entry>

**Relevant websites, web links and files** (Please use this field to indicate any relevant websites, web links or documents where additional information related to this assessment can be found).

<https://ec.europa.eu/fisheries/cfp/international/agreements/>

**Other relevant information**, including case studies to illustrate how the measure taken has resulted in (or is expected to result in) outcomes that contribute to the implementation of the NBSAP

<Text entry>

**Relevant websites, web links and files** (Please use this field to indicate any relevant websites, web links or documents where additional information can be found)

<Add link> <Add file>

**Obstacles and scientific and technical needs related to the measure taken:** Please describe what obstacles have been encountered and any scientific and technical needs for addressing these, including technical and scientific cooperation, capacity development activities or the need for guidance materials.

<Text entry>

**Relevant websites, web links and files** (Please use this field to indicate any relevant websites, web links or documents where additional information related to these obstacles and scientific and technical needs can be found).

<Add link> <Add file>

## Assessment of progress towards National Target 12

### [Section III. Assessment of progress towards each national target

Using the template below, please assess the level of progress made towards each of your country's national targets or similar commitments. The template should be replicated for each national target. If your country has not set national targets please use the Aichi Biodiversity Targets.]

<b>III. Assessment of progress towards each national target</b>
<p><b>Target</b></p> <p>Making fishing sustainable and ecosystem-friendly</p>
<p><b>Category of progress towards the implementation of the selected target:</b></p> <p> <input type="checkbox"/> On track to exceed target  <input checked="" type="checkbox"/> On track to achieve target  <input type="checkbox"/> Progress towards target but at an insufficient rate  <input type="checkbox"/> No significant change  <input type="checkbox"/> Moving away from target  <input type="checkbox"/> Unknown         </p>
<p><b>Date the assessment was done:</b></p> <p>Ongoing: ICES monitoring fish stocks and making annual catch recommendations; nature conservation monitoring of compliance with the EU Habitats and Birds Directives at the usual intervals.</p>
<p><b>Additional information</b> (Please provide information on the evidence used in the assessment of this target, drawing upon relevant information provided in section II, including obstacles in undertaking the assessment).</p> <p>See section II.</p>
<p><b>Indicators used in this assessment</b></p> <p><i>Indicator(s) used in this assessment</i></p> <ul style="list-style-type: none"> <li>• Monitoring/estimation of fish stocks by ICES, catch quotas in line with MSY.</li> <li>• Nature conservation monitoring under the EU Habitats Directive and the Birds Directive.</li> </ul> <p>or:</p> <p><input type="checkbox"/> No indicator used</p>
<p><b>Please describe any other tools or means used for assessing progress</b></p> <p>&lt;Text entry&gt;</p>
<p><b>Relevant websites, web links and files</b> (Please use this field to indicate any relevant websites, web links or documents where additional information related to this assessment can be found).</p> <p>&lt;Add link&gt; &lt;Add file&gt;</p>
<p><b>Level of confidence of the above assessment</b></p> <p> <input type="checkbox"/> Based on comprehensive evidence  <input checked="" type="checkbox"/> Based on partial evidence         </p>

Based on limited evidence

**Please provide an explanation for the level of confidence indicated above.**

Global target without any specific indicator, lack of data, numerous sub-targets.

**Adequacy of monitoring information to support assessment**

- Monitoring related to this target is adequate  
 Monitoring related to this target is partial (e.g. only covering part of the area or issue)  
 No monitoring system in place  
 Monitoring is not needed

**Please describe how the target is monitored and indicate whether there is a monitoring system in place**

- Monitoring/estimation of fish stocks by ICES, catch quotas in line with MSY.
- Nature conservation monitoring under the EU Habitats Directive and the Birds Directive.

Determining the status of ecosystems is complex, available data is not always adequate, determining the effects of fishing/banning fishing/cumulative effects also poses a problem, data is incomplete in some cases.

**Relevant websites, web links and files** (Please use this field to indicate any relevant websites, web links or documents where additional information related to the monitoring system can be found)

<http://www.ices.dk/Pages/default.aspx>

## National contribution to the achievement of Aichi Target 6

**[Section IV. Description of the national contribution to the achievement of each global Aichi Biodiversity Target**

Using the template below, please describe your country's contribution towards the achievement of each global Aichi Biodiversity Target. This template should be replicated for each of the Aichi Biodiversity Targets.

For Parties whose national targets are identical to the Aichi Biodiversity Targets, some of this information may be captured in sections II and III above. Please provide additional descriptions of your country's national contribution to the achievement of each global Aichi Biodiversity Target.]

**IV. Description of national contribution to the achievement of each Aichi Biodiversity Target**

**Aichi Biodiversity Target 6**

Impact of fishing

**Please describe how and to what extent your country has contributed to the achievement of this Aichi Biodiversity Target and summarize the evidence used to support this description:**

Germany works within the EU to achieve implementation of the Common Fisheries Policy using the instruments available (quota regulations, bycatch regulations, multi-annual management plans, technical specifications and control rules). The process of defining fishing restrictions to protect sensitive habitats is

ongoing and more environmentally sustainable fishing techniques are being promoted. The combined effect of these measures promotes implementation of Aichi Target 6.

**Please describe other activities contributing to the achievement of the Aichi Biodiversity Target at the global level (optional)**

The activities described also contribute to implementation of SDG 14.

**Based on the description of your country's contributions to the achievement of the Aichi Biodiversity Targets, please describe how and to what extent these contributions support the implementation of the 2030 Agenda for Sustainable Development and the Sustainable Development Goals:**

Full implementation of the principles set out in the EU's Common Fisheries Policy will contribute to sustainable management of fish stocks and to limiting the impact of fishing on the environment.

## Aichi Target 7

### Agriculture, aquaculture and forestry

By 2020 all areas used for agriculture, aquaculture and forestry are managed sustainably, ensuring conservation of biodiversity.

## National Target 13

By 2020, biodiversity in agricultural ecosystems has increased significantly.

### [Section I. Information on the targets being pursued at the national level

If your country has set and/or adopted national targets or equivalent commitments related to the Strategic Plan for Biodiversity 2011-2020 please use the following template to describe them. Please complete this template for each of your country's national targets. National targets entered in this section will be linked to section III so that progress in their implementation can be assessed. If your country has not set or adopted any national targets related to the Strategic Plan for Biodiversity 2011-2020 please indicate so in the first box and move to section II.]

<p><b>I. Information on the targets being pursued at the national level</b></p> <p><input checked="" type="checkbox"/> My country has adopted national biodiversity targets or equivalent commitments in line with the Strategic Plan for Biodiversity 2011-2020 and the Aichi Targets</p> <p>or</p> <p><input type="checkbox"/> My country has not adopted national biodiversity targets and is reporting progress using the Aichi Biodiversity Targets for reference. (Move to section II. In section III, the Aichi Biodiversity Targets should be used for the purpose of this report as the national targets and progress should be assessed towards their achievement in the national context.)</p>
<p><b>National Target 13</b> (Please use the official title, if available)</p> <p>By 2020, biodiversity in agricultural ecosystems has increased significantly.</p>
<p><b>Rationale for the national target</b></p> <p>Until the middle of the last century, agricultural land provided valuable habitats for a large number of open-country flora and fauna species. This land was an important substitute habitat for many types of dynamic natural habitats such as river meadows. Agriculture created many structures and biotope types that have helped to shape the landscape and provided a habitat for many species and are worthy of protection today. As a result of the intensification of agriculture and the discontinued use of marginal land, extensively managed agricultural ecosystems disappeared and with them the commercial and wild flora and fauna species adapted to them. It is possible to regenerate them by more extensive management and structural enrichment.</p>
<p><b>Level of application</b> (Please specify the level to which the target applies):</p> <p><input checked="" type="checkbox"/> Regional/multilateral – please indicate area concerned Länder</p> <p><input type="checkbox"/> National/federal</p> <p><input type="checkbox"/> Subnational – please indicate area concerned &lt;Text entry&gt;</p>

**Relevance of the national targets to the Aichi Biodiversity Targets** (Links between national targets and Aichi Biodiversity Targets.)

**Main related Aichi Biodiversity Targets** (Please select one or more Aichi Biodiversity Target to which the national target is wholly or partially related. Parties can select an entire target or a target component (not shown below))

- |                            |                                       |                             |                             |
|----------------------------|---------------------------------------|-----------------------------|-----------------------------|
| <input type="checkbox"/> 1 | <input type="checkbox"/> 6            | <input type="checkbox"/> 11 | <input type="checkbox"/> 16 |
| <input type="checkbox"/> 2 | <input checked="" type="checkbox"/> 7 | <input type="checkbox"/> 12 | <input type="checkbox"/> 17 |
| <input type="checkbox"/> 3 | <input type="checkbox"/> 8            | <input type="checkbox"/> 13 | <input type="checkbox"/> 18 |
| <input type="checkbox"/> 4 | <input type="checkbox"/> 9            | <input type="checkbox"/> 14 | <input type="checkbox"/> 19 |
| <input type="checkbox"/> 5 | <input type="checkbox"/> 10           | <input type="checkbox"/> 15 | <input type="checkbox"/> 20 |

**Other related Aichi Biodiversity Targets** (Please select one or more Aichi Biodiversity Target to which the national target is indirectly related.)

- |                            |                             |                             |                             |
|----------------------------|-----------------------------|-----------------------------|-----------------------------|
| <input type="checkbox"/> 1 | <input type="checkbox"/> 6  | <input type="checkbox"/> 11 | <input type="checkbox"/> 16 |
| <input type="checkbox"/> 2 | <input type="checkbox"/> 7  | <input type="checkbox"/> 12 | <input type="checkbox"/> 17 |
| <input type="checkbox"/> 3 | <input type="checkbox"/> 8  | <input type="checkbox"/> 13 | <input type="checkbox"/> 18 |
| <input type="checkbox"/> 4 | <input type="checkbox"/> 9  | <input type="checkbox"/> 14 | <input type="checkbox"/> 19 |
| <input type="checkbox"/> 5 | <input type="checkbox"/> 10 | <input type="checkbox"/> 15 | <input type="checkbox"/> 20 |

or

National target has no corresponding Aichi Biodiversity Target or relates to other parts of the Strategic Plan for Biodiversity – please explain

<Text entry>

**Other relevant information** (Please use this field to provide any other relevant information, such as the process of developing and adopting the national target, the stakeholders involved or the strategies and plans in which this national target has been included.)

The national targets described in the National Report are set out in the National Strategy on Biological Diversity. The strategy formulates a concrete vision for the future, and specifies quality targets and action objectives for all biodiversity-related topics. The National Strategy contains a large number of targets (> 300), the most important of which have been selected for the National Report. In the overall strategy, equal consideration is given to environmental, economic and social aspects, in keeping with the guiding principle of sustainability.

Government cannot simply dictate sustainable development. The players in industry and society must make this topic their own if the strategy is to be successfully implemented and its targets met. With this in mind, experts were consulted at a very early stage in the process.

**Relevant websites, web links, and files** (Please use this field to indicate any relevant websites, web links or documents where additional information related to this national target can be found.)

[https://www.bmu.de/fileadmin/Daten\\_BMU/Pool/Broschueren/nationale\\_strategie\\_biologische\\_vielfalt\\_2015\\_bf.pdf](https://www.bmu.de/fileadmin/Daten_BMU/Pool/Broschueren/nationale_strategie_biologische_vielfalt_2015_bf.pdf)

## Measure 1: Carrying out measures to promote biodiversity within the European Agricultural Fund for Rural Development (EAFRD) and the Federal Government/Länder Joint Task for the Improvement of Agricultural Structures and Coastal Protection (GAK)

[Section II. Implementation measures taken, assessment of their effectiveness, associated obstacles and scientific and technical needs to achieve national targets

Using the template below, please report on the major measures your country has taken to implement its national biodiversity strategy and action plan. Please also provide an assessment of the effectiveness of these measures. The template should be replicated for each measure reported.]

<p><b>II. Implementation measures, their effectiveness, and associated obstacles and scientific and technical needs to achieve national targets</b></p>
<p><b>Describe a measure taken to contribute to the implementation of your country's national biodiversity strategy and action plan</b></p> <p>The most important financing instrument for nature conservation measures in agricultural landscapes in Germany is the EAFRD, which is the second pillar of the EU's Common Agricultural Policy (CAP). Funding measures such as contractual nature conservation, promotion of extensive grazing, planting hedges and wetlands are programmed and implemented in Germany by the Länder. They range from directly area-related or investment measures through to cooperation, advisory and training measures and plans. The German Länder intend to spend 13.4% of the funds from their rural development programmes on biodiversity measures in the current 2014-2020 funding period. That equates to €324.1 million.</p> <p>These measures may be co-financed by the federal government as part of the Joint Task for the Improvement of Agricultural Structures and Coastal Protection (GAK). This was only possible to a limited extent (e.g. funding for structural elements) before the 2016 amendment to the GAK Act (see Measure 2).</p> <p>The Länder also offer measures to promote biodiversity funded from their own resources. The extent of these measures varies, depending on the financial capacity of the individual Länder and on biogeophysical factors.</p>
<p><b>For the implementation measure, please indicate to which national or Aichi Biodiversity Target(s) it contributes</b></p> <p><b>National Target 13</b> By 2020, biodiversity in agricultural ecosystems has increased significantly.</p> <p><b>Aichi Target 7:</b> Agriculture, aquaculture and forestry</p>
<p><b>Assessment of the effectiveness of the implementation measure taken in achieving desired outcomes:</b></p> <p><input checked="" type="checkbox"/> Measure taken has been effective  <input type="checkbox"/> Measure taken has been partially effective  <input type="checkbox"/> Measure taken has been ineffective  <input type="checkbox"/> Unknown</p> <p><b>Please explain the selection and where possible indicate the tools or methodology used for the assessment of effectiveness above</b></p>



The measures to increase biodiversity that were put in place in the reporting period in the context of CAP/EAFRD and GAK consist largely of long-established measures that are known to be effective. In particular, the effectiveness of contractual nature conservation measures is widely documented.

**Relevant websites, web links and files** (Please use this field to indicate any relevant websites, web links or documents where additional information related to this assessment can be found).

<Add link> <Add file>

**Other relevant information**, including case studies to illustrate how the measure taken has resulted in (or is expected to result in) outcomes that contribute to the implementation of the NBSAP

A summary of the agri-environmental and nature conservation programmes of the individual Länder is available at:

<https://www.bfn.de/fileadmin/BfN/service/Dokumente/skripten/Skript491.pdf>

**Relevant websites, web links and files** (Please use this field to indicate any relevant websites, web links or documents where additional information can be found)

<Add link> <Add file>

**Obstacles and scientific and technical needs related to the measure taken:** Please describe what obstacles have been encountered and any scientific and technical needs for addressing these, including technical and scientific cooperation, capacity development activities or the need for guidance materials.

A major problem for the implementation of biodiversity measures stems from the control and penalty mechanisms that are enshrined in EU law, which severely restrict both acceptance of appropriate measures and the possibility of implementing them.

**Relevant websites, web links and files** (Please use this field to indicate any relevant websites, web links or documents where additional information related to these obstacles and scientific and technical needs can be found).

<Add link> <Add file>

## Measure 2: Extending the Act on the Joint Task for the Improvement of Agricultural Structures and Coastal Protection to include contractual nature conservation and landscape management

[Section II. Implementation measures taken, assessment of their effectiveness, associated obstacles and scientific and technical needs to achieve national targets

Using the template below, please report on the major measures your country has taken to implement its national biodiversity strategy and action plan. Please also provide an assessment of the effectiveness of these measures. The template should be replicated for each measure reported.]

### II. Implementation measures, their effectiveness, and associated obstacles and scientific and technical needs to achieve national targets

Describe a measure taken to contribute to the implementation of your country's national biodiversity strategy and action plan

The 2016 amendment to the Act on the Joint Task for the Improvement of Agricultural Structures and Coastal Protection expanded the Joint Task's remit to include contractual nature conservation and landscape management in the context of environmentally sound land management that is tailored to the market and to the individual site.

The 2017 framework plan incorporated a new funding principle – H: non-productive investment in nature conservation – into its funding category 4: land management tailored to the market and to the individual site. It aims to create, restore and develop habitats and biotopes in the agricultural landscape for wild flora and fauna species. Aspects of contractual nature conservation and landscape management were also integrated into funding options for cooperative ways of developing and implementing environmentally sound land management. The 2018 framework plan was extended to include funding principle I, which addresses contractual nature conservation (in open country).

**For the implementation measure, please indicate to which national or Aichi Biodiversity Target(s) it contributes**

**National Target 13**

By 2020, biodiversity in agricultural ecosystems has increased significantly.

**Aichi Target 7:**

Agriculture, aquaculture and forestry

**Assessment of the effectiveness of the implementation measure taken in achieving desired outcomes:**

- Measure taken has been effective
- Measure taken has been partially effective
- Measure taken has been ineffective
- Unknown

**Please explain the selection and where possible indicate the tools or methodology used for the assessment of effectiveness above**

The effect of both investment and contractual nature conservation measures is widely documented. The new measures that are now eligible for funding under GAK are essentially measures that were already receiving funding from other sources.

**Relevant websites, web links and files** (Please use this field to indicate any relevant websites, web links or documents where additional information related to this assessment can be found).

<Add link> <Add file>

**Other relevant information**, including case studies to illustrate how the measure taken has resulted in (or is expected to result in) outcomes that contribute to the implementation of the NBSAP

<Text entry>

**Relevant websites, web links and files** (Please use this field to indicate any relevant websites, web links or documents where additional information can be found)

<Add link> <Add file>

**Obstacles and scientific and technical needs related to the measure taken:** Please describe what obstacles have been encountered and any scientific and technical needs for addressing these, including technical and scientific cooperation, capacity development activities or the need for guidance materials.

**Relevant websites, web links and files** (Please use this field to indicate any relevant websites, web links or documents where additional information related to these obstacles and scientific and technical needs can be found).

[https://www.umweltrat.de/SharedDocs/Downloads/DE/04\\_Stellungnahmen/2016\\_2020/2017\\_04\\_Stellungnahme\\_Naturschutzfinanzierung.pdf?\\_\\_blob=publicationFile&v=19](https://www.umweltrat.de/SharedDocs/Downloads/DE/04_Stellungnahmen/2016_2020/2017_04_Stellungnahme_Naturschutzfinanzierung.pdf?__blob=publicationFile&v=19)

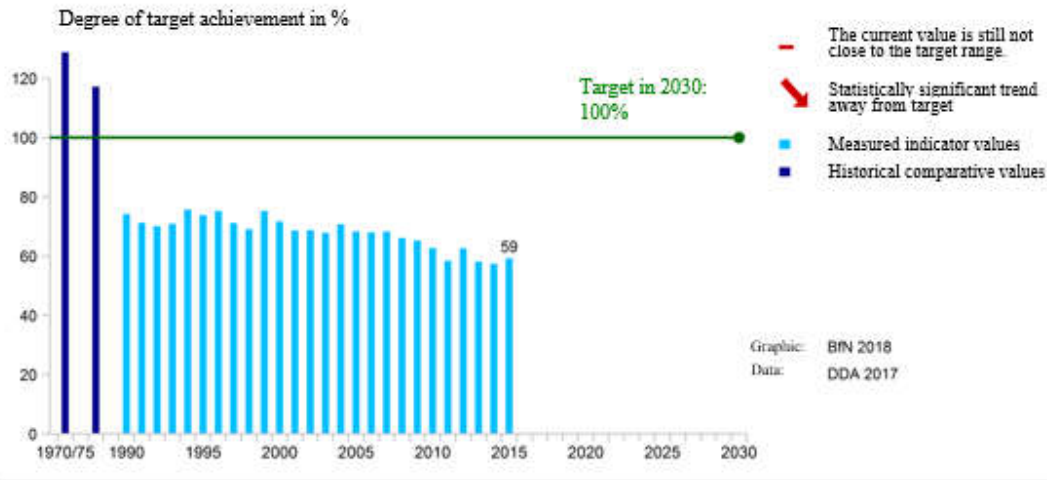
## Assessment of progress towards National Target 13

### [Section III. Assessment of progress towards each national target

Using the template below, please assess the level of progress made towards each of your country's national targets or similar commitments. The template should be replicated for each national target. If your country has not set national targets please use the Aichi Biodiversity Targets.]

III. Assessment of progress towards each national target
<p><b>Target</b></p> <p>By 2020, biodiversity in agricultural ecosystems has increased significantly.</p>
<p><b>Category of progress towards the implementation of the selected target:</b></p> <p> <input type="checkbox"/> On track to exceed target  <input type="checkbox"/> On track to achieve target  <input type="checkbox"/> Progress towards target but at an insufficient rate  <input type="checkbox"/> No significant change  <input checked="" type="checkbox"/> Moving away from target  <input type="checkbox"/> Unknown         </p>
<p><b>Date the assessment was done:</b></p> <p>2013</p>
<p><b>Additional information</b> (Please provide information on the evidence used in the assessment of this target, drawing upon relevant information provided in section II, including obstacles in undertaking the assessment).</p> <p>&lt;Text entry&gt;</p>
<p><b>Indicators used in this assessment</b></p> <p><i>Indicator(s) used in this assessment</i></p> <p>The species diversity and landscape quality indicator (indicates the suitability of a landscape as a habitat on the basis of population sizes of 51 representative species of breeding bird); in this case: sub-indicator "agricultural land".</p>

## Species diversity and landscape quality – agricultural land



or:

No indicator used

**Please describe any other tools or means used for assessing progress**

<Text entry>

**Relevant websites, web links and files** (Please use this field to indicate any relevant websites, web links or documents where additional information related to this assessment can be found).

[https://www.bfn.de/fileadmin/BfN/landwirtschaft/Dokumente/Agriculture\\_Report\\_2017.pdf](https://www.bfn.de/fileadmin/BfN/landwirtschaft/Dokumente/Agriculture_Report_2017.pdf)

<https://www.bundesregierung.de/resource/blob/975292/730844/3d30c6c2875a9a08d364620ab7916af6/deutsche-nachhaltigkeitsstrategie-neuaufgabe-2016-download-data.pdf?download=1>

**Level of confidence of the above assessment**

- Based on comprehensive evidence  
 Based on partial evidence  
 Based on limited evidence

**Please provide an explanation for the level of confidence indicated above.**

<Text entry>

**Adequacy of monitoring information to support assessment**

- Monitoring related to this target is adequate  
 Monitoring related to this target is partial (e.g. only covering part of the area or issue)  
 No monitoring system in place  
 Monitoring is not needed

**Please describe how the target is monitored and indicate whether there is a monitoring system in place**

<Text entry>

**Relevant websites, web links and files** (Please use this field to indicate any relevant websites, web links or documents where additional information related to the monitoring system can be found)

<Add link> <Add file>

## Aichi Target 7

### Agriculture, aquaculture and forestry

By 2020, areas under agriculture, aquaculture and forestry are managed sustainably, ensuring conservation of biodiversity.

## National Target 14

By 2015, the area accounted for by agricultural biotopes of high nature conservation value (high-grade grassland, meadow orchards) has been increased by at least 10% compared with 2005

### [Section I. Information on the targets being pursued at the national level

If your country has set and/or adopted national targets or equivalent commitments related to the Strategic Plan for Biodiversity 2011-2020 please use the following template to describe them. Please complete this template for each of your country's national targets. National targets entered in this section will be linked to section III so that progress in their implementation can be assessed. If your country has not set or adopted any national targets related to the Strategic Plan for Biodiversity 2011-2020 please indicate so in the first box and move to section II.]

#### I. Information on the targets being pursued at the national level

My country has adopted national biodiversity targets or equivalent commitments in line with the Strategic Plan for Biodiversity 2011-2020 and the Aichi Targets

or

My country has not adopted national biodiversity targets and is reporting progress using the Aichi Biodiversity Targets for reference. (Move to section II. In section III, the Aichi Biodiversity Targets should be used for the purpose of this report as the national targets and progress should be assessed towards their achievement in the national context.)

#### National Target 14 (Please use the official title, if available)

By 2015, the area accounted for by agricultural biotopes of high nature conservation value (high-grade pasture, meadow orchards) has been increased by at least 10% compared with 2005

#### Rationale for the national target

Until the middle of the last century, agricultural land provided valuable habitats for a large number of open-country fauna and flora species. This land was an important substitute habitat for many types of dynamic natural habitats such as river meadows. Agriculture created many structures and biotope types that have helped to shape the landscape and provided a habitat for many species and are worthy of protection today. As a result of the intensification of agriculture and the discontinued use of marginal land, in particular, extensively managed agricultural ecosystems disappeared and with them the commercial and wild flora and fauna adapted to them. Scientific studies suggest that substantial parts of diversity typical in 1950 can be regenerated at local level by means of more extensive management and structural enrichment. Conservation of agrobiodiversity is one of the key aims of the Convention on Biological Diversity.

**Level of application** (Please specify the level to which the target applies):

- Regional/multilateral – please indicate area concerned <Text entry>  
 National/federal  
 Subnational – please indicate area concerned <Text entry>

**Relevance of the national targets to the Aichi Biodiversity Targets** (Links between national targets and Aichi Biodiversity Targets.)

**Main related Aichi Biodiversity Targets** (Please select one or more Aichi Biodiversity Target to which the national target is wholly or partially related. Parties can select an entire target or a target component (not shown below))

- 1  6  11  16  
 2  7  12  17  
 3  8  13  18  
 4  9  14  19  
 5  10  15  20

**Other related Aichi Biodiversity Targets** (Please select one or more Aichi Biodiversity Target to which the national target is indirectly related.)

- 1  6  11  16  
 2  7  12  17  
 3  8  13  18  
 4  9  14  19  
 5  10  15  20

or

National target has no corresponding Aichi Biodiversity Target or relates to other parts of the Strategic Plan for Biodiversity – please explain

<Text entry>

**Other relevant information** (Please use this field to provide any other relevant information, such as the process of developing and adopting the national target, the stakeholders involved or the strategies and plans in which this national target has been included.)

<Text entry>

**Relevant websites, web links, and files** (Please use this field to indicate any relevant websites, web links or documents where additional information related to this national target can be found.)

<Add link> <Add file>

## Measure 1: Carrying out measures to promote biodiversity within the Federal Government/Länder Joint Task for the Improvement of Agricultural Structures and Coastal Protection (GAK) and the European Agricultural Fund for Rural Development (EAFRD)

**[Section II. Implementation measures taken, assessment of their effectiveness, associated obstacles and scientific and technical needs to achieve national targets**

Using the template below, please report on the major measures your country has taken to implement its national biodiversity strategy and action plan. Please also provide an assessment of the effectiveness of these measures. The template should be replicated for each measure reported.]

<b>II. Implementation measures, their effectiveness, and associated obstacles and scientific and technical needs to achieve national targets</b>
<p><b>Describe a measure taken to contribute to the implementation of your country's national biodiversity strategy and action plan</b></p> <p>Implementing measures to promote biodiversity under the Joint Task for the Improvement of Agricultural Structures and Coastal Protection (GAK) was possible to only a limited extent until the legislation on this Joint Task was amended in 2016 (see Measure 2). Until then, agri-environmental and climate measures concentrated mainly on protecting abiotic resources and were therefore only indirectly related to promoting biodiversity. Nevertheless, it was possible to implement some types of biodiversity measure (e.g. funding structural elements) under GAK.</p> <p>GAK funds can also be used to enable the federal government to co-finance funding measures under the CAP's second pillar (EAFRD), which the Länder in Germany programme and implement. The Länder also offer ("dark green") measures to promote biodiversity funded from their own resources. The extent of these measures varies, depending on the financial capacity of the individual Länder and on biogeophysical factors. They are financed using Länder and EAFRD funds exclusively. They range from directly area-related or investment measures through to cooperation, advisory and training measures and plans. The German Länder intend to spend 13.4% of the funds from their rural development programmes on biodiversity measures in the current 2014-2020 funding period.</p> <p>In addition to this, other measures have been implemented since 2015, when greening was introduced into direct payments under the first pillar of the CAP. The Ecological Focus Area (EFA) component is a particularly important part of EU efforts to promote biodiversity. In Germany, over 5% of arable land on the majority of farms with more than 15 hectares of arable land has been designated as EFAs.</p>
<p><b>For the implementation measure, please indicate to which national or Aichi Biodiversity Target(s) it contributes</b></p> <p><b>National Target 14</b> By 2015, the area accounted for by agricultural biotopes of high nature conservation value (high-grade pasture, meadow orchards) has been increased by at least 10% compared with 2005</p> <p><b>Aichi Target 7:</b> Agriculture, aquaculture and forestry</p>
<p><b>Assessment of the effectiveness of the implementation measure taken in achieving desired outcomes:</b></p> <p><input checked="" type="checkbox"/> Measure taken has been effective  <input type="checkbox"/> Measure taken has been partially effective</p>



- Measure taken has been ineffective  
 Unknown

**Please explain the selection and where possible indicate the tools or methodology used for the assessment of effectiveness above**

The measures to increase biodiversity that were put in place in the reporting period as part of agricultural policy consist largely of long-established measures that are known to be effective. In particular, there is a great deal of evidence of the effectiveness of contractual nature conservation measures, by contrast with measures designed to protect abiotic resources.

The effectiveness of the Ecological Focus Areas under the greening scheme must, however, be assessed as minimal. One of the main reasons for this is the way it has been implemented; all types of Ecological Focus Area approved by the EU with their different weighting factors were made possible. (See, for example, Nitsch et al. 2017).

**Relevant websites, web links and files** (Please use this field to indicate any relevant websites, web links or documents where additional information related to this assessment can be found).

<Add link> <Add file>

**Other relevant information**, including case studies to illustrate how the measure taken has resulted in (or is expected to result in) outcomes that contribute to the implementation of the NBSAP

<https://www.bfn.de/fileadmin/BfN/service/Dokumente/skripten/Skript472.pdf>

**Relevant websites, web links and files** (Please use this field to indicate any relevant websites, web links or documents where additional information can be found)

<Add link> <Add file>

**Obstacles and scientific and technical needs related to the measure taken:** Please describe what obstacles have been encountered and any scientific and technical needs for addressing these, including technical and scientific cooperation, capacity development activities or the need for guidance materials.

A major problem for the implementation of biodiversity measures is caused by the control and penalty mechanisms that are enshrined in EU law, which severely restrict both acceptance of appropriate measures and the possibility of implementing them. Furthermore, the funds of almost €600 million per year provided by EAFRD fall significantly short of the €1.4 billion per year needed.

“The fact that Ecological Focus Areas have limited effectiveness in conserving biodiversity is – as we have already described – largely due to the fact that that farmers also have the option of selecting types of Ecological Focus Area that are easy to implement, have a low-risk of incurring penalties and have virtually no impact on biodiversity”. (E.g. Pe’er et al. 2016, Zinngrebe et al. 2017).

**Relevant websites, web links and files** (Please use this field to indicate any relevant websites, web links or documents where additional information related to these obstacles and scientific and technical needs can be found).

[https://www.ufz.de/export/data/2/148462\\_Policy%20Brief%20CAP%20EFA%20evaluation\\_Peer2016%20on%20Letters.pdf](https://www.ufz.de/export/data/2/148462_Policy%20Brief%20CAP%20EFA%20evaluation_Peer2016%20on%20Letters.pdf)

[https://www.ufz.de/export/data/2/148469\\_Zinngrebe%20et%20al.%202017%20Implementing%20EFAs%20policy%20brief.pdf](https://www.ufz.de/export/data/2/148469_Zinngrebe%20et%20al.%202017%20Implementing%20EFAs%20policy%20brief.pdf)

## Measure 2: Extending the Act on the Joint Task for the Improvement of Agricultural Structures and Coastal Protection to include contractual nature conservation and landscape management

[Section II. Implementation measures taken, assessment of their effectiveness, associated obstacles and scientific and technical needs to achieve national targets

Using the template below, please report on the major measures your country has taken to implement its national biodiversity strategy and action plan. Please also provide an assessment of the effectiveness of these measures. The template should be replicated for each measure reported.]

<p><b>II. Implementation measures, their effectiveness, and associated obstacles and scientific and technical needs to achieve national targets</b></p>
<p><b>Describe a measure taken to contribute to the implementation of your country's national biodiversity strategy and action plan</b></p> <p>The 2016 amendment to the Act on the Joint Task for the Improvement of Agricultural Structures and Coastal Protection expanded the Joint Task's remit to include contractual nature conservation and landscape management in the context of environmentally sound land management that is tailored to the market and to the individual site.</p> <p>The 2017 framework plan already incorporated in its funding category 4 – land management tailored to the market and to the individual site – the new funding principle H: non-productive investment in nature conservation. This aims to create, restore and develop habitats and biotopes in the agricultural landscape for wild flora and fauna species. Aspects of contractual nature conservation and landscape management were also integrated into funding options for cooperative ways of developing and implementing environmentally sound land management. The 2018 framework plan was extended to include funding principle I on contractual nature conservation (in open country).</p>
<p><b>For the implementation measure, please indicate to which national or Aichi Biodiversity Target(s) it contributes</b></p> <p><b>National Target 14</b> By 2015, the area accounted for by agricultural biotopes of high nature conservation value (high-grade pasture, meadow orchards) has been increased by at least 10% compared with 2005</p> <p><b>Aichi Target 7:</b> Agriculture, aquaculture and forestry</p>
<p><b>Assessment of the effectiveness of the implementation measure taken in achieving desired outcomes:</b></p> <p><input type="checkbox"/> Measure taken has been effective  <input checked="" type="checkbox"/> Measure taken has been partially effective  <input type="checkbox"/> Measure taken has been ineffective  <input type="checkbox"/> Unknown</p> <p><b>Please explain the selection and where possible indicate the tools or methodology used for the assessment of effectiveness above</b></p> <p>The effect of both investment and contractual nature conservation measures is widely documented. The new measures that are now eligible for funding under GAK are essentially measures that were already receiving funding from other sources.</p>

**Relevant websites, web links and files** (Please use this field to indicate any relevant websites, web links or documents where additional information related to this assessment can be found).

<Add link> <Add file>

**Other relevant information**, including case studies to illustrate how the measure taken has resulted in (or is expected to result in) outcomes that contribute to the implementation of the NBSAP

<Text entry>

**Relevant websites, web links and files** (Please use this field to indicate any relevant websites, web links or documents where additional information can be found)

<Add link> <Add file>

**Obstacles and scientific and technical needs related to the measure taken:** Please describe what obstacles have been encountered and any scientific and technical needs for addressing these, including technical and scientific cooperation, capacity development activities or the need for guidance materials.

Overall provision of funds is inadequate.

**Relevant websites, web links and files** (Please use this field to indicate any relevant websites, web links or documents where additional information related to these obstacles and scientific and technical needs can be found).

[https://www.umweltrat.de/SharedDocs/Downloads/DE/04\\_Stellungnahmen/2016\\_2020/2017\\_04\\_Stellungnahme\\_Naturschutzfinanzierung.pdf?\\_\\_blob=publicationFile&v=19](https://www.umweltrat.de/SharedDocs/Downloads/DE/04_Stellungnahmen/2016_2020/2017_04_Stellungnahme_Naturschutzfinanzierung.pdf?__blob=publicationFile&v=19)

## Assessment of progress towards National Target 14

### [Section III. Assessment of progress towards each national target

Using the template below, please assess the level of progress made towards each of your country's national targets or similar commitments. The template should be replicated for each national target. If your country has not set national targets please use the Aichi Biodiversity Targets.]

### III. Assessment of progress towards each national target

#### Target

By 2015, the area accounted for by agricultural biotopes of high nature conservation value (high-grade pasture, meadow orchards) has been increased by at least 10% compared with 2005

#### Category of progress towards the implementation of the selected target:

- On track to exceed target
- On track to achieve target
- Progress towards target but at an insufficient rate
- No significant change
- Moving away from target

Unknown

**Date the assessment was done:**

2017

**Additional information** (Please provide information on the evidence used in the assessment of this target, drawing upon relevant information provided in section II, including obstacles in undertaking the assessment).

High Nature Value (HNV) farmland is recorded nationwide in a representative sample on one-square-kilometre areas of land. The same sample design is also used to monitor breeding birds, which provides data for the species diversity and landscape quality indicator (see section 2.1.1). After an initial complete survey in 2009, partial surveys are now carried out annually, so that within a four-year period a complete survey cycle is completed. Thus, three complete recording cycles are currently available for Germany as a whole. The indicator value is updated every two years for reporting purposes. The data from the past four years are incorporated (rolling four-year average).

The mapping procedure includes all areas of agricultural land within a sample area in the field. For areas of land and structural elements which, in accordance with the nationwide recording key, are to be regarded as HNV farmland, the type of land and evaluation are recorded and the areas of land are documented in a geographic information system. The size of the HNV farmland in the three different categories is extrapolated for the whole of Germany and the individual Länder based on the sample and expressed as a percentage of the country's total agricultural land. This is determined using the Authorative Topographic-Cartographic Information System (ATKIS).

### High Nature Value farmland



**Indicators used in this assessment**

*Indicator(s) used in this assessment*

High nature value (HNV) farmland indicator

or:

No indicator used

<p><b>Please describe any other tools or means used for assessing progress</b></p> <p>&lt;Text entry&gt;</p>
<p><b>Relevant websites, web links and files</b> (Please use this field to indicate any relevant websites, web links or documents where additional information related to this assessment can be found).</p> <p><a href="https://www.bfn.de/themen/monitoring/monitoring-von-landwirtschaftsflaechen-mit-hohem-naturwert.html">https://www.bfn.de/themen/monitoring/monitoring-von-landwirtschaftsflaechen-mit-hohem-naturwert.html</a></p>
<p><b>Level of confidence of the above assessment</b></p> <p><input checked="" type="checkbox"/> Based on comprehensive evidence  <input type="checkbox"/> Based on partial evidence  <input type="checkbox"/> Based on limited evidence</p>
<p><b>Please provide an explanation for the level of confidence indicated above.</b></p> <p>&lt;Text entry&gt;</p>
<p><b>Adequacy of monitoring information to support assessment</b></p> <p><input checked="" type="checkbox"/> Monitoring related to this target is adequate  <input type="checkbox"/> Monitoring related to this target is partial (e.g. only covering part of the area or issue)  <input type="checkbox"/> No monitoring system in place  <input type="checkbox"/> Monitoring is not needed</p>
<p><b>Please describe how the target is monitored and indicate whether there is a monitoring system in place</b></p> <p>&lt;Text entry&gt;</p> <p><b>Relevant websites, web links and files</b> (Please use this field to indicate any relevant websites, web links or documents where additional information related to the monitoring system can be found)</p> <p>&lt;Add link&gt; &lt;Add file&gt;</p>

## National contribution to the achievement of Aichi Target 7

### [Section IV. Description of the national contribution to the achievement of each global Aichi Biodiversity Target

Using the template below, please describe your country's contribution towards the achievement of each global Aichi Biodiversity Target. This template should be replicated for each of the Aichi Biodiversity Targets.

For Parties whose national targets are identical to the Aichi Biodiversity Targets, some of this information may be captured in sections II and III above. Please provide additional descriptions of your country's national contribution to the achievement of each global Aichi Biodiversity Target.]

<p><b>IV. Description of national contribution to the achievement of each Aichi Biodiversity Target</b></p>
<p><b>Aichi Biodiversity Target 7</b>  Agriculture, aquaculture and forestry</p>

**Please describe how and to what extent your country has contributed to the achievement of this Aichi Biodiversity Target and summarize the evidence used to support this description:**

[See National Targets 13 and 14 \(section I\) and their measures \(section II\)](#)

**Please describe other activities contributing to the achievement of the Aichi Biodiversity Target at the global level (optional)**

<Text entry>

**Based on the description of your country's contributions to the achievement of the Aichi Biodiversity Targets, please describe how and to what extent these contributions support the implementation of the 2030 Agenda for Sustainable Development and the Sustainable Development Goals:**

<Text entry>

## Aichi Target 8

### Pollution, including nutrient loading

By 2020, pollution, including from excess nutrients, has been brought to levels that are not detrimental to ecosystem function and biodiversity.

## National Target 15

Exceedance of critical loads for nitrogen inputs (eutrophication) into nitrogen-sensitive ecosystems will be reduced by 35% between 2005 and 2030.

### [Section I. Information on the targets being pursued at the national level

If your country has set and/or adopted national targets or equivalent commitments related to the Strategic Plan for Biodiversity 2011-2020 please use the following template to describe them. Please complete this template for each of your country's national targets. National targets entered in this section will be linked to section III so that progress in their implementation can be assessed. If your country has not set or adopted any national targets related to the Strategic Plan for Biodiversity 2011-2020 please indicate so in the first box and move to section II.]

<p><b>I. Information on the targets being pursued at the national level</b></p> <p><input checked="" type="checkbox"/> My country has adopted national biodiversity targets or equivalent commitments in line with the Strategic Plan for Biodiversity 2011-2020 and the Aichi Targets</p> <p>or</p> <p><input type="checkbox"/> My country has not adopted national biodiversity targets and is reporting progress using the Aichi Biodiversity Targets for reference. (Move to section II. In section III, the Aichi Biodiversity Targets should be used for the purpose of this report as the national targets and progress should be assessed towards their achievement in the national context.)</p>
<p><b>National Target 15</b> (Please use the official title, if available)</p> <p>Exceedance of critical loads for nitrogen inputs (eutrophication) into nitrogen-sensitive ecosystems will be reduced by 35% between 2005 and 2030.</p>
<p><b>Rationale for the national target</b></p> <p>The target is based on the national emission reduction commitments for ammonia (NH<sub>3</sub>) and nitrogen oxides (NO<sub>x</sub>) set out in the new NEC Directive (EU 2016/2284).</p>
<p><b>Level of application</b> (Please specify the level to which the target applies):</p> <p><input type="checkbox"/> Regional/multilateral – please indicate area concerned &lt;Text entry&gt;</p> <p><input checked="" type="checkbox"/> National/federal</p> <p><input type="checkbox"/> Subnational – please indicate area concerned &lt;Text entry&gt;</p>

**Relevance of the national targets to the Aichi Biodiversity Targets** (Links between national targets and Aichi Biodiversity Targets.)

**Main related Aichi Biodiversity Targets** (Please select one or more Aichi Biodiversity Target to which the national target is wholly or partially related. Parties can select an entire target or a target component (not shown below))

- |                            |                                       |                             |                             |
|----------------------------|---------------------------------------|-----------------------------|-----------------------------|
| <input type="checkbox"/> 1 | <input type="checkbox"/> 6            | <input type="checkbox"/> 11 | <input type="checkbox"/> 16 |
| <input type="checkbox"/> 2 | <input type="checkbox"/> 7            | <input type="checkbox"/> 12 | <input type="checkbox"/> 17 |
| <input type="checkbox"/> 3 | <input checked="" type="checkbox"/> 8 | <input type="checkbox"/> 13 | <input type="checkbox"/> 18 |
| <input type="checkbox"/> 4 | <input type="checkbox"/> 9            | <input type="checkbox"/> 14 | <input type="checkbox"/> 19 |
| <input type="checkbox"/> 5 | <input type="checkbox"/> 10           | <input type="checkbox"/> 15 | <input type="checkbox"/> 20 |

**Other related Aichi Biodiversity Targets** (Please select one or more Aichi Biodiversity Target to which the national target is indirectly related.)

- |                            |                             |                             |                             |
|----------------------------|-----------------------------|-----------------------------|-----------------------------|
| <input type="checkbox"/> 1 | <input type="checkbox"/> 6  | <input type="checkbox"/> 11 | <input type="checkbox"/> 16 |
| <input type="checkbox"/> 2 | <input type="checkbox"/> 7  | <input type="checkbox"/> 12 | <input type="checkbox"/> 17 |
| <input type="checkbox"/> 3 | <input type="checkbox"/> 8  | <input type="checkbox"/> 13 | <input type="checkbox"/> 18 |
| <input type="checkbox"/> 4 | <input type="checkbox"/> 9  | <input type="checkbox"/> 14 | <input type="checkbox"/> 19 |
| <input type="checkbox"/> 5 | <input type="checkbox"/> 10 | <input type="checkbox"/> 15 | <input type="checkbox"/> 20 |

or

National target has no corresponding Aichi Biodiversity Target or relates to other parts of the Strategic Plan for Biodiversity – please explain

<Text entry>

**Other relevant information** (Please use this field to provide any other relevant information, such as the process of developing and adopting the national target, the stakeholders involved or the strategies and plans in which this national target has been included.)

The national targets described in the National Report are set out in the National Strategy on Biological Diversity. The strategy formulates a concrete vision for the future, and specifies quality targets and action objectives for all biodiversity-related topics. The National Strategy contains a large number of targets (> 300), the most important of these have been selected for the National Report. In the overall strategy, equal consideration is given to environmental, economic and social aspects, in keeping with the guiding principle of sustainability.

Government cannot simply dictate sustainable development. The players in industry and society must make this topic their own if the strategy is to be successfully implemented, and its targets met. With this in mind, experts were consulted at a very early stage in the process.

**Relevant websites, web links, and files** (Please use this field to indicate any relevant websites, web links or documents where additional information related to this national target can be found.)

[https://www.bmu.de/fileadmin/Daten\\_BMU/Pool/Broschueren/nationale\\_strategie\\_biologische\\_vielfalt\\_2015\\_bf.pdf](https://www.bmu.de/fileadmin/Daten_BMU/Pool/Broschueren/nationale_strategie_biologische_vielfalt_2015_bf.pdf)



## Measure 1: Negotiating the new NEC Directive

### [Section II. Implementation measures taken, assessment of their effectiveness, associated obstacles and scientific and technical needs to achieve national targets

Using the template below, please report on the major measures your country has taken to implement its national biodiversity strategy and action plan. Please also provide an assessment of the effectiveness of these measures. The template should be replicated for each measure reported.]

<b>II. Implementation measures, their effectiveness, and associated obstacles and scientific and technical needs to achieve national targets</b>
<b>Describe a measure taken to contribute to the implementation of your country's national biodiversity strategy and action plan</b> <p>The new National Emissions Ceilings Directive (2016/2284/EU) entered into force on 31 December 2016. It replaces NEC Directive (2001/81/EC) and sets 2020 and 2030 emission reduction commitments. The reductions in emissions of ammonia and nitrogen oxides agreed for all EU member states will significantly lower the inputs into ecosystems in Germany and other member states.</p>
<b>For the implementation measure, please indicate to which national or Aichi Biodiversity Target(s) it contributes</b> <p><b>National Target 15:</b> Exceedance of critical loads for nitrogen inputs (eutrophication) into nitrogen-sensitive ecosystems will be reduced by 35% between 2005 and 2030.</p> <p><b>Aichi Target 8:</b> Pollution, including nutrient loading</p>
<b>Assessment of the effectiveness of the implementation measure taken in achieving desired outcomes:</b> <input checked="" type="checkbox"/> Measure taken has been effective <input type="checkbox"/> Measure taken has been partially effective <input type="checkbox"/> Measure taken has been ineffective <input type="checkbox"/> Unknown
<b>Please explain the selection and where possible indicate the tools or methodology used for the assessment of effectiveness above</b> <p>A) Exceedance of critical loads (here for eutrophying nitrogen) is an internationally established indicator of the risk of harmful changes to ecosystems caused by chemical inputs (in this case nitrogen).</p> <p>B) The reduction in inputs of chemicals into ecosystems needed to lower the exceedance of critical loads in turn depends on the introduction of measures to reduce emissions. In the context of EU Directive 2016/2284 (the new NEC Directive), Germany has committed to reducing national emissions of air pollutants, including ammonia and nitrogen oxides, by 2030. The appropriate measures required to achieve this were set out in a National Air Pollution Control Programme in May 2019.</p>
<b>Relevant websites, web links and files</b> (Please use this field to indicate any relevant websites, web links or documents where additional information related to this assessment can be found). <p>A)</p>

Overview of the monitoring and modelling activities (including critical loads) of the UNECE Convention on Long-Range Transboundary Air Pollution.

[https://www.unece.org/fileadmin/DAM/env/documents/2018/Air/EMEP/WGE\\_Brochure\\_CLRTAP\\_July2018.pdf](https://www.unece.org/fileadmin/DAM/env/documents/2018/Air/EMEP/WGE_Brochure_CLRTAP_July2018.pdf)

The UNECE Convention on Long-Range Transboundary Air Pollution's Coordination Centre for Effects is where data and methods on critical loads come together; the Manual for Modelling and Mapping Critical Loads & Levels can be found on its website under publications and downloaded.

[https://www.umweltbundesamt.de/en/Coordination\\_Centre\\_for\\_Effects](https://www.umweltbundesamt.de/en/Coordination_Centre_for_Effects)

B)

The Federal Republic of Germany's National Air Pollution Control Programme.

<https://www.bmu.de/download/nationales-luftreinhalteprogramm-der-bundesrepublik-deutschland/>

**Other relevant information**, including case studies to illustrate how the measure taken has resulted in (or is expected to result in) outcomes that contribute to the implementation of the NBSAP

A)

The extent of progress towards meeting or exceeding the national target is reviewed continuously as part of the activities under the UNECE Convention on Long-Range Transboundary Air Pollution (see text above). The Federal Environment Agency has a number of research projects on this; one of these projects, which was completed in 2014, can be viewed via the link below.

B)

Germany's reduction commitments are set out in EU Directive 2016/2284 mentioned above; measures to be put in place are defined in National Air Pollution Control Programmes. The first programme of this kind was approved by the Federal Cabinet in May 2019 and submitted to the European Commission. It assesses concrete measures and instruments and quantifies their potential for reducing emissions by the target year of 2030 (both existing measures and instruments within a baseline scenario and also additional measures). Priority areas are agricultural measures to reduce ammonia emissions, technical mitigation measures to reduce NOx emissions and use of synergies arising from the planned early phase-out of coal as an energy source.

**Relevant websites, web links and files** (Please use this field to indicate any relevant websites, web links or documents where additional information can be found)

<https://www.umweltbundesamt.de/en/publikationen/modellierung-kartierung-atmosphaerischer-1>

**Obstacles and scientific and technical needs related to the measure taken:** Please describe what obstacles have been encountered and any scientific and technical needs for addressing these, including technical and scientific cooperation, capacity development activities or the need for guidance materials.

Thus far, critical loads have been exceeded on about half the area of sensitive ecosystems.

Ammonia/ammonium inputs are the main factor here. In light of this, nitrogen oxide and ammonia emissions must be reduced over the next few years. This applies to agriculture, the energy sector, households and industry.

**Relevant websites, web links and files** (Please use this field to indicate any relevant websites, web links or documents where additional information related to these obstacles and scientific and technical needs can be found).

<Add link> <Add file>

## Assessment for national target 15

### [Section III. Assessment of progress towards each national target

Using the template below, please assess the level of progress made towards each of your country's national targets or similar commitments. The template should be replicated for each national target. If your country has not set national targets please use the Aichi Biodiversity Targets.]

<b>III. Assessment of progress towards each national target</b>
<p><b>Target</b></p> <p>Exceedance of critical loads for nitrogen inputs (eutrophication) into nitrogen-sensitive ecosystems will be reduced by 35% between 2005 and 2030.</p>
<p><b>Category of progress towards the implementation of the selected target:</b></p> <p> <input type="checkbox"/> On track to exceed target  <input checked="" type="checkbox"/> On track to achieve target  <input type="checkbox"/> Progress towards target but at an insufficient rate  <input type="checkbox"/> No significant change  <input type="checkbox"/> Moving away from target  <input type="checkbox"/> Unknown         </p>
<p><b>Date the assessment was done:</b></p> <p>Ongoing process</p>
<p><b>Additional information</b> (Please provide information on the evidence used in the assessment of this target, drawing upon relevant information provided in section II, including obstacles in undertaking the assessment).</p> <p>&lt;Text entry&gt;</p>
<p><b>Indicators used in this assessment</b></p> <p><i>Indicator(s) used in this assessment</i></p> <p>Exceedance of internationally recognised and scientifically established critical loads – especially for eutrophying nitrogen as a result of actual nitrogen deposition (in kg/ha/p.a. on 1*1-km<sup>2</sup> grids). The indicator measures the percentage of areas of sensitive ecosystems under consideration (including nutrient-poor forests, heathlands and peatlands) on which critical loads of nutrient nitrogen have been exceeded.</p> <p>Ecosystem-specific critical loads indicate what current knowledge believes to be the quantity of a given substance per surface area and period of time that can be deposited in a specific ecosystem without causing long-term damage. Inputs may in the long term only be at a level that allow for internal processes to store or absorb substances or for them to safely exit the system. Temporary deviations from a state of equilibrium between input and output can be tolerated provided the system is able to regenerate itself.</p> <p>The target set out in the new edition of Germany's National Sustainable Development Strategy is for the percentage of areas with critical load exceedances to be reduced by 35% by 2030 compared with 2005. Based on current data, that corresponds to a reduction to 50% of the total area of ecosystems under examination. In its National Strategy on Biological Diversity, the German government had previously</p>

formulated the ambitious goal of achieving comprehensive compliance with critical loads for eutrophying nitrogen in sensitive ecosystems by 2020.

### Eutrophication of ecosystems

Percentage of area of sensitive ecosystems under examination with critical loads for eutrophying nitrogen



or:

No indicator used

**Please describe any other tools or means used for assessing progress**

<Text entry>

**Relevant websites, web links and files** (Please use this field to indicate any relevant websites, web links or documents where additional information related to this assessment can be found).

<Add link> <Add file>

**Level of confidence of the above assessment**

- Based on comprehensive evidence  
 Based on partial evidence  
 Based on limited evidence

**Please provide an explanation for the level of confidence indicated above.**

The effects of airborne nitrogen inputs on ecosystems and their biodiversity have been well documented for decades. Ongoing international method development and evaluative research also provide very good evidence of the significance of critical loads in assessing the capacity of ecosystems to assimilate pollutants.

**Adequacy of monitoring information to support assessment**

- Monitoring related to this target is adequate  
 Monitoring related to this target is partial (e.g. only covering part of the area or issue)  
 No monitoring system in place  
 Monitoring is not needed

**Please describe how the target is monitored and indicate whether there is a monitoring system in place**

The target is monitored using various programmes at federal and state level, some of which are integrated into the monitoring system of the UNECE Convention on Long-Range Transboundary Air Pollution (see above). Evaluation of the effects of inputs is carried out continuously by means of research projects that are also integrated into the Convention's structures.

**Relevant websites, web links and files** (Please use this field to indicate any relevant websites, web links or documents where additional information related to the monitoring system can be found)

Overview of the monitoring and modelling activities (including critical loads) of the UNECE Convention on Long-Range Transboundary Air Pollution.

[https://www.unece.org/fileadmin/DAM/env/documents/2018/Air/EMEP/WGE\\_Brochure\\_CLRTAP\\_July2018.pdf](https://www.unece.org/fileadmin/DAM/env/documents/2018/Air/EMEP/WGE_Brochure_CLRTAP_July2018.pdf)

## Aichi Target 8

### Pollution, including nutrient loading

By 2020, pollution, including from excess nutrients, has been brought to levels that are not detrimental to ecosystem function and biodiversity.

## National Target 16

The target for 2028 to 2032 is to achieve a rolling five-year average reduction in nitrogen surplus on agricultural land in the total N balance to 70 kilograms per hectare per annum.

### [Section I. Information on the targets being pursued at the national level

If your country has set and/or adopted national targets or equivalent commitments related to the Strategic Plan for Biodiversity 2011-2020 please use the following template to describe them. Please complete this template for each of your country's national targets. National targets entered in this section will be linked to section III so that progress in their implementation can be assessed. If your country has not set or adopted any national targets related to the Strategic Plan for Biodiversity 2011-2020 please indicate so in the first box and move to section II.]

#### I. Information on the targets being pursued at the national level

My country has adopted national biodiversity targets or equivalent commitments in line with the Strategic Plan for Biodiversity 2011-2020 and the Aichi Targets

or

My country has not adopted national biodiversity targets and is reporting progress using the Aichi Biodiversity Targets for reference. (Move to section II. In section III, the Aichi Biodiversity Targets should be used for the purpose of this report as the national targets and progress should be assessed towards their achievement in the national context.)

#### National Target 16 (Please use the official title, if available)

The target for 2028 to 2032 is to achieve a five-year average reduction in nitrogen surplus on agricultural land in the total N balance to 70 kilograms per hectare per annum.

#### Rationale for the national target

The nitrogen surplus in agriculture has seen a declining trend over the last two decades. The annual nitrogen surplus declined by 19% between 1992 and 2015, falling from 116 to 94 kg/ha (rolling five-year average). In 2016, a new target was set for the period 2028 to 2032 to reduce nitrogen surpluses on agricultural land to 70 kilograms per hectare per annum (rolling five-year average). Action needs to be taken to meet this target. Further reductions in nitrogen surplus in the total N balance are expected as result of the 2017 amendments to the Fertiliser Act (Düngegesetz) and the Fertiliser Application Regulation (Düngeverordnung) and as a result of changes to the Fertiliser Application Regulation triggered by a European Court of Justice ruling.

#### Level of application (Please specify the level to which the target applies):

- Regional/multilateral – please indicate area concerned <Text entry>  
 National/federal  
 Subnational – please indicate area concerned <Text entry>

**Relevance of the national targets to the Aichi Biodiversity Targets** (Links between national targets and Aichi Biodiversity Targets.)

**Main related Aichi Biodiversity Targets** (Please select one or more Aichi Biodiversity Target to which the national target is wholly or partially related. Parties can select an entire target or a target component (not shown below))

- |                            |                                       |                             |                             |
|----------------------------|---------------------------------------|-----------------------------|-----------------------------|
| <input type="checkbox"/> 1 | <input type="checkbox"/> 6            | <input type="checkbox"/> 11 | <input type="checkbox"/> 16 |
| <input type="checkbox"/> 2 | <input type="checkbox"/> 7            | <input type="checkbox"/> 12 | <input type="checkbox"/> 17 |
| <input type="checkbox"/> 3 | <input checked="" type="checkbox"/> 8 | <input type="checkbox"/> 13 | <input type="checkbox"/> 18 |
| <input type="checkbox"/> 4 | <input type="checkbox"/> 9            | <input type="checkbox"/> 14 | <input type="checkbox"/> 19 |
| <input type="checkbox"/> 5 | <input type="checkbox"/> 10           | <input type="checkbox"/> 15 | <input type="checkbox"/> 20 |

**Other related Aichi Biodiversity Targets** (Please select one or more Aichi Biodiversity Target to which the national target is indirectly related.)

- |                            |                             |                             |                             |
|----------------------------|-----------------------------|-----------------------------|-----------------------------|
| <input type="checkbox"/> 1 | <input type="checkbox"/> 6  | <input type="checkbox"/> 11 | <input type="checkbox"/> 16 |
| <input type="checkbox"/> 2 | <input type="checkbox"/> 7  | <input type="checkbox"/> 12 | <input type="checkbox"/> 17 |
| <input type="checkbox"/> 3 | <input type="checkbox"/> 8  | <input type="checkbox"/> 13 | <input type="checkbox"/> 18 |
| <input type="checkbox"/> 4 | <input type="checkbox"/> 9  | <input type="checkbox"/> 14 | <input type="checkbox"/> 19 |
| <input type="checkbox"/> 5 | <input type="checkbox"/> 10 | <input type="checkbox"/> 15 | <input type="checkbox"/> 20 |

or

National target has no corresponding Aichi Biodiversity Target or relates to other parts of the Strategic Plan for Biodiversity – please explain

<Text entry>

**Other relevant information** (Please use this field to provide any other relevant information, such as the process of developing and adopting the national target, the stakeholders involved or the strategies and plans in which this national target has been included.)

The national targets described in the National Report are set out in the National Strategy on Biological Diversity. This national target was later updated when the German Sustainable Development Strategy was revised.

The strategy formulates a concrete vision for the future, and specifies quality targets and action objectives for all biodiversity-related topics. The National Strategy contains a large number of targets (> 300), the most important of which have been selected for the National Report. In the overall strategy, equal consideration is given to environmental, economic and social aspects, in keeping with the guiding principle of sustainability.

Government cannot simply dictate sustainable development. The players in industry and society must make this topic their own if the strategy is to be successfully implemented, and its targets met. With this in mind, experts were consulted at a very early stage in the process.

**Relevant websites, web links, and files** (Please use this field to indicate any relevant websites, web links or documents where additional information related to this national target can be found.)

[https://www.bundesregierung.de/Content/Infomaterial/BPA/Bestellservice/Deutsche\\_Nachhaltigkeitsstrategie\\_Neuaufgabe\\_2016.pdf?\\_\\_blob=publicationFile&v=26](https://www.bundesregierung.de/Content/Infomaterial/BPA/Bestellservice/Deutsche_Nachhaltigkeitsstrategie_Neuaufgabe_2016.pdf?__blob=publicationFile&v=26)

## Measure 1: Amendment to the Fertiliser Application Regulation of 2 June 2017

### [Section II. Implementation measures taken, assessment of their effectiveness, associated obstacles and scientific and technical needs to achieve national targets

Using the template below, please report on the major measures your country has taken to implement its national biodiversity strategy and action plan. Please also provide an assessment of the effectiveness of these measures. The template should be replicated for each measure reported.]

#### II. Implementation measures, their effectiveness, and associated obstacles and scientific and technical needs to achieve national targets

##### Describe a measure taken to contribute to the implementation of your country's national biodiversity strategy and action plan

The amendment to the Fertiliser Application Regulation (Düngeverordnung) entered into force on 2 June 2017, replacing the 2006 Fertiliser Application Regulation and triggering important changes (more stringent and additional measures). The key changes were:

- Regulations on calculating nitrogen fertiliser requirement on arable land and grassland were made more specific and standardised for the whole of Germany.
- Existing restrictions on applying fertilisers containing nitrogen and phosphate were made more precise.
- The periods during which fertiliser may not be applied were extended.
- The permissible nitrogen that can be applied in autumn to certain arable crops was limited to 60 kg of total nitrogen per hectare.
- The distances to be adhered to when using nitrogen and phosphate fertilisers near bodies of water and on slopes were extended.
- An obligation to incorporate certain fertilisers on uncultivated arable land within a maximum of four hours with the sole exception of urease inhibitors in urea-based fertilisers was introduced.
- Low-emission application techniques for fertilisers on uncultivated arable land and on grassland come into effect on 1 February 2020 and 1 February 2025 respectively.
- All organic and organic-mineral fertilisers – including digestion residues of plant origin – come under the limit of 170 kg of nitrogen per hectare allowed as an average for each farm under the Nitrate Directive.
- The nutrient comparison was updated.
- The check values for the difference between input and output in the nutrient comparison were lowered.
- Competent authorities are able to order farm owners exceeding the check values in a nutrient comparison to participate in a recognised advisory scheme for fertiliser use.
- Standard guidelines regulating the capacity of installations for storing liquid manure and digestion residues from the operation of a biogas plant as well as solid manure and compost were introduced throughout Germany.
- The individual Länder are authorised to introduce compulsory reporting and communication obligations, including submission of records on determining fertiliser requirement and nutrient comparison.
- The individual Länder are obliged to adopt at least three additional measures in areas with high levels of nitrate pollution and areas in which still or slow-flowing water bodies have eutrophied and for which there is evidence that the phosphate pollutants of these water bodies originated from agricultural practices (Section 13 (2) of the Fertiliser Application Regulation).



**For the implementation measure, please indicate to which national or Aichi Biodiversity Target(s) it contributes**

**National Target 16**

The target for 2028 to 2032 is to achieve a rolling five-year average reduction in nitrogen surplus on agricultural land in the total N balance to 70 kilograms per hectare per annum.

**Aichi Target 8:**

Pollution, including nutrient loading

**Assessment of the effectiveness of the implementation measure taken in achieving desired outcomes:**

- Measure taken has been effective
- Measure taken has been partially effective
- Measure taken has been ineffective
- Unknown

**Please explain the selection and where possible indicate the tools or methodology used for the assessment of effectiveness above**

The German government expects the Fertiliser Application Regulation to make an effective contribution to reducing nitrogen inputs to the environment. At the end of the reporting period 1 January 2014 to 31 December 2017, the Regulation had only been in effect for six months, which is not long enough to be able to review the effectiveness of its new provisions.

The Federal Ministry of Food and Agriculture has initiated a scientific demonstration project on indicators for early detection of nitrate loads on arable land, which is designed to review the effectiveness of the amended Fertiliser Application Regulation.

In accordance with the EU Nitrates Directive (EC 91/676/EEC), Germany evaluates the action programme required by the Directive, which in Germany's case is essentially the Fertiliser Application Regulation, and updates it and adds further measures if necessary. The next evaluation is due in 2020.

**Relevant websites, web links and files** (Please use this field to indicate any relevant websites, web links or documents where additional information related to this assessment can be found).

[https://www.gesetze-im-internet.de/d\\_v\\_2017/D%C3%BCV.pdf](https://www.gesetze-im-internet.de/d_v_2017/D%C3%BCV.pdf)

**Other relevant information**, including case studies to illustrate how the measure taken has resulted in (or is expected to result in) outcomes that contribute to the implementation of the NBSAP

<Text entry>

**Relevant websites, web links and files** (Please use this field to indicate any relevant websites, web links or documents where additional information can be found)

<Add link> <Add file>

**Obstacles and scientific and technical needs related to the measure taken:** Please describe what obstacles have been encountered and any scientific and technical needs for addressing these, including technical and scientific cooperation, capacity development activities or the need for guidance materials.

<Text entry>

**Relevant websites, web links and files** (Please use this field to indicate any relevant websites, web links or documents where additional information related to these obstacles and scientific and technical needs can be found).

<Add link> <Add file>

## Measure 2: Material Flow Accounting Regulation of 1 January 2018

### [Section II. Implementation measures taken, assessment of their effectiveness, associated obstacles and scientific and technical needs to achieve national targets

Using the template below, please report on the major measures your country has taken to implement its national biodiversity strategy and action plan. Please also provide an assessment of the effectiveness of these measures. The template should be replicated for each measure reported.]

#### II. Implementation measures, their effectiveness, and associated obstacles and scientific and technical needs to achieve national targets

##### Describe a measure taken to contribute to the implementation of your country's national biodiversity strategy and action plan

The new legislation regulating the use of nutrients on farms and the requirement to carry out material flow accounting (Material Flow Accounting Regulation) entered into force on 1 January 2018. It sets out rules for calculating and evaluating material flow balances on farms. The aim of the material flow accounting procedure is to map the quantities of nitrogen and phosphorus input to and output from farms within a reference year in a way that is transparent and verifiable.

From 2018, the following types of operation are required to carry out material flow accounting: intensive livestock farms (50 livestock units per farm or per 30 hectares of agricultural land with a stocking density of more than 2.5 livestock units), farms that keep livestock and manure from other farms, and biogas plants using manure as a digestion substrate. From 2023, this requirement will be extended to include farms with more than 20 hectares of agricultural land or more than 50 livestock units, farms using manure from other farms, and biogas plants using manure as a digestion substrate.

The Material Flow Accounting Regulation includes requirements on accounting for material flows of nitrogen and phosphorus and on evaluating the nitrogen balance. When carrying out the evaluation, farm owners have two options: they can either evaluate their farm's material flow balance on the basis of a single permissible value of 175 kg of nitrogen per hectare or using an individually calculated value following the specifications given in the Regulation.

##### For the implementation measure, please indicate to which national or Aichi Biodiversity Target(s) it contributes

###### National Target 16

The target for 2028 to 2032 is to achieve a rolling five-year average reduction in nitrogen surplus on agricultural land in the total N balance to 70 kilograms per hectare per annum.

###### Aichi Target 8:

Pollution, including nutrient loading

**Assessment of the effectiveness of the implementation measure taken in achieving desired outcomes:**

- Measure taken has been effective
- Measure taken has been partially effective
- Measure taken has been ineffective
- Unknown

**Please explain the selection and where possible indicate the tools or methodology used for the assessment of effectiveness above**

The German government expects the Material Flow Accounting Regulation to make an effective contribution to reducing nitrogen inputs to the environment. However, since it did not enter into force until 1 January 2018, i.e. after the 1 January 2014 to 31 December 2017 reporting period, it is not yet possible to draw any conclusions about its effectiveness.

Under the Fertiliser Act, an evaluation of the Material Flow Accounting Regulation is due by 31 December 2021.

**Relevant websites, web links and files** (Please use this field to indicate any relevant websites, web links or documents where additional information related to this assessment can be found).

<https://www.gesetze-im-internet.de/stoffbilv/StoffBiIV.pdf>

**Other relevant information**, including case studies to illustrate how the measure taken has resulted in (or is expected to result in) outcomes that contribute to the implementation of the NBSAP

<Text entry>

**Relevant websites, web links and files** (Please use this field to indicate any relevant websites, web links or documents where additional information can be found)

<Add link> <Add file> /

**Obstacles and scientific and technical needs related to the measure taken:** Please describe what obstacles have been encountered and any scientific and technical needs for addressing these, including technical and scientific cooperation, capacity development activities or the need for guidance materials.

<Text entry>

**Relevant websites, web links and files** (Please use this field to indicate any relevant websites, web links or documents where additional information related to these obstacles and scientific and technical needs can be found).

<Add link> <Add file>

## Assessment for national target 16

### [Section III. Assessment of progress towards each national target

Using the template below, please assess the level of progress made towards each of your country's national targets or similar commitments. The template should be replicated for each national target. If your country has not set national targets please use the Aichi Biodiversity Targets.]

### III. Assessment of progress towards each national target

#### Target

The target for 2028 to 2032 is to achieve a rolling five-year average reduction in nitrogen surplus on agricultural land in the total N balance to 70 kilograms per hectare per annum.

#### Category of progress towards the implementation of the selected target:

- On track to exceed target
- On track to achieve target
- Progress towards target but at an insufficient rate
- No significant change
- Moving away from target
- Unknown

#### Date the assessment was done:

2016

**Additional information** (Please provide information on the evidence used in the assessment of this target, drawing upon relevant information provided in section II, including obstacles in undertaking the assessment).

The nitrogen balance (rolling five-year average) fell between 1992 and 2015 from 116 to 94 kg per hectare per annum (-19%). If this trend continues, an average annual reduction to 70 kg/hectare of agricultural land between 2028 and 2032 will not quite be achieved.

The clear decrease in the nitrogen surplus at the beginning of the 1990s was the result of lower use of fertiliser and declining livestock populations in the former East Germany. The relatively weak reduction as the time series progresses is due to a slight decline in the use of mineral fertiliser and higher crop yields as a result of technological progress in plant production and breeding (more efficient nitrogen fertiliser, range of plant varieties) and, at the same time, increased cultivation of high-yield crop varieties (maize and wheat) and improved feed conversion by the livestock.

In 2017, fertilisers were the most important nitrogen input component in the total nitrogen balance, accounting for 55 per cent (103 kg per hectare pro annum). Feed sourced in Germany contributed 21 per cent (40 kg/ha), feed from abroad 12 per cent (23 kg/ha) to the total nitrogen inputs; biological nitrogen fixation contributed 7 per cent (13 kg/ha), non-agricultural emissions 2 per cent (4 kg/ha) and seed and plant stock 1 per cent (1 kg/ha). Whereas the nitrogen input per hectare fell by about 11 per cent between 1990 and 2017, nitrogen output per hectare rose considerably more steeply in the same period. Two thirds of agriculture's nitrogen output was accounted for by plant products and one third by animal market products.

#### Indicators used in this assessment

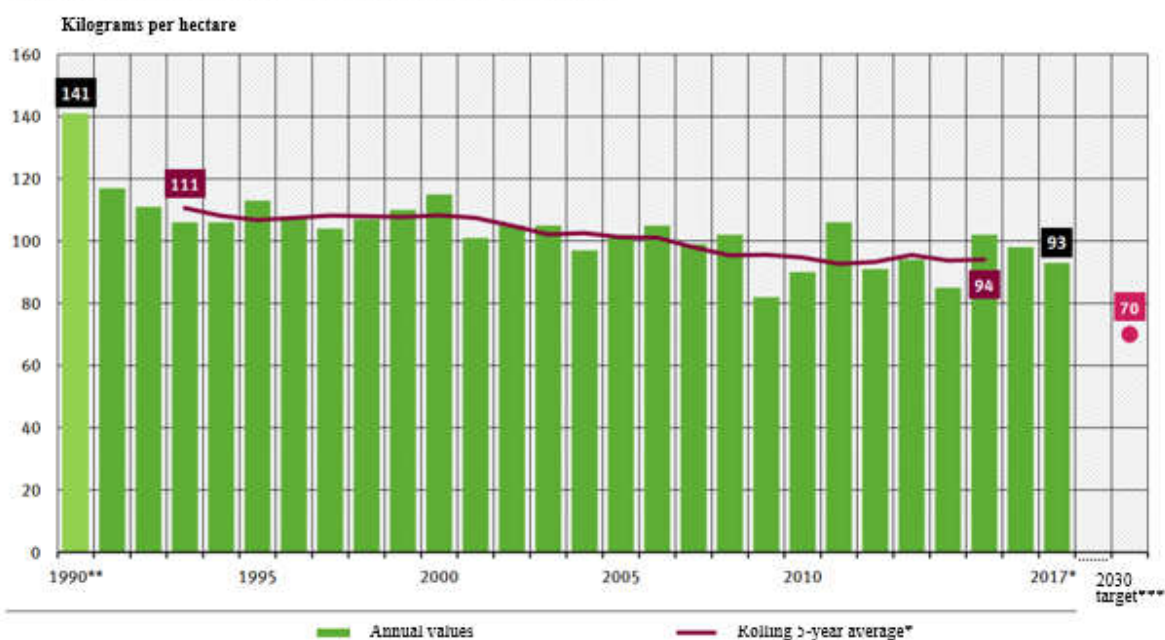
##### *Indicator(s) used in this assessment*

The indicator states nitrogen surpluses in the total nitrogen balance for Germany in kilograms of nitrogen per hectare of agricultural land per annum. It is calculated by comparing nitrogen inputs and outputs (see figure below). The nitrogen inputs taken into account are fertilisers, non-agricultural emissions, biological nitrogen fixation, seed and plant stock, and animal feed produced within Germany and imported from abroad. Nitrogen output takes place through plant and animal products. The total balance is calculated using the farm gate balance principle, i.e. nitrogen flows within the agricultural cycle are not reported. The annual nitrogen surpluses in kg/ha of agricultural land are average values for Germany and do not permit any breakdown of surpluses by region or individual farm.

Key data was obtained from agricultural structure surveys carried out by the Federal Statistical Office and from the Federal Ministry of Food and Agriculture's statistical yearbooks on food, agriculture and forests. Changes in stock and inventory (including livestock numbers, fertiliser and animal feed) at farm level or in the soil are not taken into account. If no exact surveys are available (e.g. for gaseous losses), official calculations are used.

The main time series used for the indicator is the rolling five-year average, which is calculated using the total balance for the year in question along with the two previous years and two subsequent years. This adjusts for annual weather and market-related fluctuations which farmers cannot influence.

### Agricultural nitrogen balance for Germany (farm-gate)\*



\*Annual surplus based on the middle year of a 5-year period  
 \*\*1990: Data to some extent uncertain, comparable with subsequent years to only a limited extent; 2016: provisional data  
 \*\*\* Target of the federal government's Sustainable Development Strategy, based on the 5-year average, i.e. on the period 2028-2032

Source: Federal Ministry of Food and Agriculture (BMEL) 2019, monthly statistical report Chapter A on nutrient balances and fertilisers, total nutrient balance from 1990 to 2017 (MBT-0111260-0000)

or:

No indicator used

### Please describe any other tools or means used for assessing progress

<Text entry>

**Relevant websites, web links and files** (Please use this field to indicate any relevant websites, web links or documents where additional information related to this assessment can be found).

[https://www.bundesregierung.de/Content/Infomaterial/BPA/Bestellservice/Deutsche\\_Nachhaltigkeitsstrategie\\_Neuauflage\\_2016.pdf?\\_\\_blob=publicationFile&v=26](https://www.bundesregierung.de/Content/Infomaterial/BPA/Bestellservice/Deutsche_Nachhaltigkeitsstrategie_Neuauflage_2016.pdf?__blob=publicationFile&v=26)

<https://www.umweltbundesamt.de/indikator-stickstoffueberschuss-der-landwirtschaft#textpart-1>

### Level of confidence of the above assessment

Based on comprehensive evidence

- Based on partial evidence
- Based on limited evidence

**Please provide an explanation for the level of confidence indicated above.**

There is a sound system for monitoring agriculture’s nitrogen surpluses.

**Adequacy of monitoring information to support assessment**

- Monitoring related to this target is adequate
- Monitoring related to this target is partial (e.g. only covering part of the area or issue)
- No monitoring system in place
- Monitoring is not needed

**Please describe how the target is monitored and indicate whether there is a monitoring system in place**

The indicator is calculated by the Institute for Crop and Soil Science at the Julius Kühn Institute and the Department of Landscape Ecology and Resources Management at Giessen University.

**Relevant websites, web links and files** (Please use this field to indicate any relevant websites, web links or documents where additional information related to the monitoring system can be found)

Bach M., Godlinski F., Greef J.M., 2011. Handbuch Berechnung der Stickstoff – Bilanz für die Landwirtschaft in Deutschland Jahre 1990 – 2008. Reports from the Julius Kühn Institute, Braunschweig, vol. 159.

**National contribution to the achievement of Aichi Target 8**

[Section IV. Description of the national contribution to the achievement of each global Aichi Biodiversity Target

Using the template below, please describe your country’s contribution towards the achievement of each global Aichi Biodiversity Target. This template should be replicated for each of the Aichi Biodiversity Targets.

For Parties whose national targets are identical to the Aichi Biodiversity Targets, some of this information may be captured in sections II and III above. Please provide additional descriptions of your country’s national contribution to the achievement of each global Aichi Biodiversity Target.]

**IV. Description of national contribution to the achievement of each Aichi Biodiversity Target**

**Aichi Biodiversity Target 8**

Pollution, including nutrient loading

**Please describe how and to what extent your country has contributed to the achievement of this Aichi Biodiversity Target and summarize the evidence used to support this description:**

See National Targets 15 and 16 (section 1) and their measures (section II)

**Please describe other activities contributing to the achievement of the Aichi Biodiversity Target at the global level (optional)**

<Text entry>

**Based on the description of your country's contributions to the achievement of the Aichi Biodiversity Targets, please describe how and to what extent these contributions support the implementation of the 2030 Agenda for Sustainable Development and the Sustainable Development Goals:**

<Text entry>

## Aichi Target 9

### Invasive species

By 2020, invasive alien species and pathways are identified and prioritized, priority species are controlled or eradicated, and measures are in place to manage pathways to prevent their introduction and establishment.

## National Target 17

**Avoiding the introduction of invasive alien species and continuing to release and make commercial use of only such transgenic organisms as are not expected to present any threat to marine and coastal ecosystems, lakes, ponds, pools and artificial and natural ponds, having regard to the special conditions of these ecosystems.**

### [Section I. Information on the targets being pursued at the national level

If your country has set and/or adopted national targets or equivalent commitments related to the Strategic Plan for Biodiversity 2011-2020 please use the following template to describe them. Please complete this template for each of your country's national targets. National targets entered in this section will be linked to section III so that progress in their implementation can be assessed. If your country has not set or adopted any national targets related to the Strategic Plan for Biodiversity 2011-2020 please indicate so in the first box and move to section II.]

<p><b>I. Information on the targets being pursued at the national level</b></p> <p><input checked="" type="checkbox"/> My country has adopted national biodiversity targets or equivalent commitments in line with the Strategic Plan for Biodiversity 2011-2020 and the Aichi Targets</p> <p>or</p> <p><input type="checkbox"/> My country has not adopted national biodiversity targets and is reporting progress using the Aichi Biodiversity Targets for reference. (Move to section II. In section III, the Aichi Biodiversity Targets should be used for the purpose of this report as the national targets and progress should be assessed towards their achievement in the national context.)</p>
<p><b>National Target 17</b> (Please use the official title, if available)</p> <p>Avoiding the introduction of invasive alien species and continuing to release and make commercial use of only such transgenic organisms as are not expected to present any threat to marine and coastal ecosystems, lakes, ponds, pools and artificial and natural ponds, having regard to the special conditions of these ecosystems.</p>
<p><b>Rationale for the national target</b></p> <p>IAS: Compliance with the obligations arising from Regulation (EU) No 1143/2014; in the case of transgenic organisms, protection from adverse effects on biodiversity.</p>
<p><b>Level of application</b> (Please specify the level to which the target applies):</p> <p><input type="checkbox"/> Regional/multilateral – please indicate area concerned &lt;Text entry&gt;</p> <p><input checked="" type="checkbox"/> National/federal</p> <p><input type="checkbox"/> Subnational – please indicate area concerned &lt;Text entry&gt;</p>



**Relevance of the national targets to the Aichi Biodiversity Targets** (Links between national targets and Aichi Biodiversity Targets.)

**Main related Aichi Biodiversity Targets** (Please select one or more Aichi Biodiversity Target to which the national target is wholly or partially related. Parties can select an entire target or a target component (not shown below))

- |                            |                                       |                             |                             |
|----------------------------|---------------------------------------|-----------------------------|-----------------------------|
| <input type="checkbox"/> 1 | <input type="checkbox"/> 6            | <input type="checkbox"/> 11 | <input type="checkbox"/> 16 |
| <input type="checkbox"/> 2 | <input type="checkbox"/> 7            | <input type="checkbox"/> 12 | <input type="checkbox"/> 17 |
| <input type="checkbox"/> 3 | <input type="checkbox"/> 8            | <input type="checkbox"/> 13 | <input type="checkbox"/> 18 |
| <input type="checkbox"/> 4 | <input checked="" type="checkbox"/> 9 | <input type="checkbox"/> 14 | <input type="checkbox"/> 19 |
| <input type="checkbox"/> 5 | <input type="checkbox"/> 10           | <input type="checkbox"/> 15 | <input type="checkbox"/> 20 |

**Other related Aichi Biodiversity Targets** (Please select one or more Aichi Biodiversity Target to which the national target is indirectly related.)

- |                            |                             |                             |                             |
|----------------------------|-----------------------------|-----------------------------|-----------------------------|
| <input type="checkbox"/> 1 | <input type="checkbox"/> 6  | <input type="checkbox"/> 11 | <input type="checkbox"/> 16 |
| <input type="checkbox"/> 2 | <input type="checkbox"/> 7  | <input type="checkbox"/> 12 | <input type="checkbox"/> 17 |
| <input type="checkbox"/> 3 | <input type="checkbox"/> 8  | <input type="checkbox"/> 13 | <input type="checkbox"/> 18 |
| <input type="checkbox"/> 4 | <input type="checkbox"/> 9  | <input type="checkbox"/> 14 | <input type="checkbox"/> 19 |
| <input type="checkbox"/> 5 | <input type="checkbox"/> 10 | <input type="checkbox"/> 15 | <input type="checkbox"/> 20 |

or

National target has no corresponding Aichi Biodiversity Target or relates to other parts of the Strategic Plan for Biodiversity – please explain

<Text entry>

**Other relevant information** (Please use this field to provide any other relevant information, such as the process of developing and adopting the national target, the stakeholders involved or the strategies and plans in which this national target has been included.)

<Text entry>

**Relevant websites, web links, and files** (Please use this field to indicate any relevant websites, web links or documents where additional information related to this national target can be found.)

<Add link> <Add file>

## Measure 1: Complementary legislation to the EU regulation on invasive species

**[Section II. Implementation measures taken, assessment of their effectiveness, associated obstacles and scientific and technical needs to achieve national targets**

Using the template below, please report on the major measures your country has taken to implement its national biodiversity strategy and action plan. Please also provide an assessment of the effectiveness of these measures. The template should be replicated for each measure reported.]

## II. Implementation measures, their effectiveness, and associated obstacles and scientific and technical needs to achieve national targets

### Describe a measure taken to contribute to the implementation of your country's national biodiversity strategy and action plan

In 2017, Germany passed legislation implementing EU Regulation 1143/2014 on invasive alien species (Federal Law Gazette (BGBl) 2017 I, page 3370). As a result of this implementing legislation, the necessary additional provisions to the EU Regulation were included in the Federal Nature Conservation Act (and also in the Federal Hunting Act). They cover competency and authority to issue directives, import controls and penalties for infringement of the EU regulation. This created the necessary legal framework to prevent the introduction of invasive species both at EU level and in Germany.

### For the implementation measure, please indicate to which national or Aichi Biodiversity Target(s) it contributes

#### National Target 17

Avoiding the introduction of invasive alien species and continuing to release and make commercial use of only such transgenic organisms as are not expected to present any threat to marine and coastal ecosystems, lakes, ponds, pools and artificial and natural ponds, having regard to the special conditions of these ecosystems.

#### Aichi Target 9:

Invasive species

### Assessment of the effectiveness of the implementation measure taken in achieving desired outcomes:

- Measure taken has been effective
- Measure taken has been partially effective
- Measure taken has been ineffective
- Unknown

### Please explain the selection and where possible indicate the tools or methodology used for the assessment of effectiveness above

The provisions set out in the complementary legislation are an effective enforcement of EU Regulation No 1143/2014 on invasive alien species.

**Relevant websites, web links and files** (Please use this field to indicate any relevant websites, web links or documents where additional information related to this assessment can be found).

<Add link> <Add file>

**Other relevant information**, including case studies to illustrate how the measure taken has resulted in (or is expected to result in) outcomes that contribute to the implementation of the NBSAP

<Text entry>

**Relevant websites, web links and files** (Please use this field to indicate any relevant websites, web links or documents where additional information can be found)

The legislation is available under the following link (Federal Law Gazette):

[https://www.bgbl.de/xaver/bgbl/start.xav?startbk=Bundesanzeiger\\_BGBl&jumpTo=bgbl117s3370.pdf#\\_bgbl\\_%2F%2F\\*%5B%40attr\\_id%3D%27bgbl117s3370.pdf%27%5D\\_1535982073299](https://www.bgbl.de/xaver/bgbl/start.xav?startbk=Bundesanzeiger_BGBl&jumpTo=bgbl117s3370.pdf#_bgbl_%2F%2F*%5B%40attr_id%3D%27bgbl117s3370.pdf%27%5D_1535982073299)

**Obstacles and scientific and technical needs related to the measure taken:** Please describe what obstacles have been encountered and any scientific and technical needs for addressing these, including technical and scientific cooperation, capacity development activities or the need for guidance materials.

<Text entry>

**Relevant websites, web links and files** (Please use this field to indicate any relevant websites, web links or documents where additional information related to these obstacles and scientific and technical needs can be found).

<Add link> <Add file>

## Assessment for national target 17

### [Section III. Assessment of progress towards each national target

Using the template below, please assess the level of progress made towards each of your country's national targets or similar commitments. The template should be replicated for each national target. If your country has not set national targets please use the Aichi Biodiversity Targets.]

<b>III. Assessment of progress towards each national target</b>
<p><b>Target</b></p> <p>Avoiding the introduction of invasive alien species and continuing to release and make commercial use of only such transgenic organisms as are not expected to present any threat to marine and coastal ecosystems, lakes, ponds, pools and artificial and natural ponds, having regard to the special conditions of these ecosystems.</p>
<p><b>Category of progress towards the implementation of the selected target:</b></p> <p> <input type="checkbox"/> On track to exceed target  <input checked="" type="checkbox"/> On track to achieve target  <input type="checkbox"/> Progress towards target but at an insufficient rate  <input type="checkbox"/> No significant change  <input type="checkbox"/> Moving away from target  <input type="checkbox"/> Unknown         </p>
<p><b>Date the assessment was done:</b></p> <p>03/09/2018</p>
<p><b>Additional information</b> (Please provide information on the evidence used in the assessment of this target, drawing upon relevant information provided in section II, including obstacles in undertaking the assessment).</p> <p>In accordance with Article 13 of Regulation (EU) No 1143/2014 on invasive alien species, Germany is currently developing an action plan to address the unintentional introduction and spread of invasive alien species of Union concern. The plan is scheduled to be completed sometime in 2020. The import controls to prevent the intentional introduction into the Union of invasive alien species, as set out in Article 15 of the EU regulation, have been implemented.</p>
<p><b>Indicators used in this assessment</b></p>

<p><i>Indicator(s) used in this assessment</i></p> <p>&lt;Indicator(s) used&gt; Please provide a list of indicators used for the assessment of this target</p> <p>or:</p> <p><input checked="" type="checkbox"/> No indicator used</p>
<p><b>Please describe any other tools or means used for assessing progress</b></p> <p>&lt;Text entry&gt;</p>
<p><b>Relevant websites, web links and files</b> (Please use this field to indicate any relevant websites, web links or documents where additional information related to this assessment can be found).</p> <p>&lt;Add link&gt; &lt;Add file&gt;</p>
<p><b>Level of confidence of the above assessment</b></p> <p><input checked="" type="checkbox"/> Based on comprehensive evidence</p> <p><input type="checkbox"/> Based on partial evidence</p> <p><input type="checkbox"/> Based on limited evidence</p>
<p><b>Please provide an explanation for the level of confidence indicated above.</b></p> <p>&lt;Text entry&gt;</p>
<p><b>Adequacy of monitoring information to support assessment</b></p> <p><input checked="" type="checkbox"/> Monitoring related to this target is adequate</p> <p><input type="checkbox"/> Monitoring related to this target is partial (e.g. only covering part of the area or issue)</p> <p><input type="checkbox"/> No monitoring system in place</p> <p><input type="checkbox"/> Monitoring is not needed</p>
<p><b>Please describe how the target is monitored and indicate whether there is a monitoring system in place</b></p> <p>Monitoring is integrated into existing monitoring systems (implementing the European Habitats Directive and Water Framework Directive, for example).</p> <p><b>Relevant websites, web links and files</b> (Please use this field to indicate any relevant websites, web links or documents where additional information related to the monitoring system can be found)</p> <p>&lt;Add link&gt; &lt;Add file&gt;</p>

## National contribution to the achievement of Aichi Target 9

### [Section IV. Description of the national contribution to the achievement of each global Aichi Biodiversity Target

Using the template below, please describe your country's contribution towards the achievement of each global Aichi Biodiversity Target. This template should be replicated for each of the Aichi Biodiversity Targets.

For Parties whose national targets are identical to the Aichi Biodiversity Targets, some of this information may be captured in sections II and III above. Please provide additional descriptions of your country's national contribution to the achievement of each global Aichi Biodiversity Target.]

**IV. Description of national contribution to the achievement of each Aichi Biodiversity Target**

**Aichi Biodiversity Target 9**

Invasive species

**Please describe how and to what extent your country has contributed to the achievement of this Aichi Biodiversity Target and summarize the evidence used to support this description:**

In accordance with Article 13 of Regulation (EU) No 1143/2014 on invasive alien species, Germany is currently developing an action plan to address the unintentional introduction and spread of invasive alien species of Union concern. The plan is scheduled to be completed sometime in 2020. The import controls to prevent the intentional introduction into the Union of invasive alien species, as set out in Article 15 of the EU regulation, have been implemented. The Länder have also put measures in place to eliminate and manage invasive alien species of Union concern.

**Please describe other activities contributing to the achievement of the Aichi Biodiversity Target at the global level (optional)**

<Text entry>

**Based on the description of your country's contributions to the achievement of the Aichi Biodiversity Targets, please describe how and to what extent these contributions support the implementation of the 2030 Agenda for Sustainable Development and the Sustainable Development Goals:**

The measures support implementation of SDG 15 (halt biodiversity loss), since invasive alien species can also endanger biodiversity in regions such as Central Europe that have a long history of land use.

## Aichi Target 10

### Coral reefs, sensitive ecosystems (ocean acidification)

By 2015, the multiple anthropogenic pressures on coral reefs and other vulnerable ecosystems impacted by climate change or ocean acidification are minimized, so as to maintain their integrity and functioning.

### (No national target)

#### [Section I. Information on the targets being pursued at the national level

If your country has set and/or adopted national targets or equivalent commitments related to the Strategic Plan for Biodiversity 2011-2020 please use the following template to describe them. Please complete this template for each of your country's national targets. National targets entered in this section will be linked to section III so that progress in their implementation can be assessed. If your country has not set or adopted any national targets related to the Strategic Plan for Biodiversity 2011-2020 please indicate so in the first box and move to section II.]

<p><b>I. Information on the targets being pursued at the national level</b></p> <p><input type="checkbox"/> My country has adopted national biodiversity targets or equivalent commitments in line with the Strategic Plan for Biodiversity 2011-2020 and the Aichi Targets</p> <p>or</p> <p><input checked="" type="checkbox"/> My country has not adopted national biodiversity targets and is reporting progress using the Aichi Biodiversity Targets for reference. (Move to section II. In section III, the Aichi Biodiversity Targets should be used for the purpose of this report as the national targets and progress should be assessed towards their achievement in the national context.)</p>
<p><b>National Target</b> (Please use the official title, if available)</p> <p>&lt;Text entry&gt;</p>
<p><b>Rationale for the national target</b></p> <p>&lt;Text entry&gt;</p>
<p><b>Level of application</b> (Please specify the level to which the target applies):</p> <p><input type="checkbox"/> Regional/multilateral – please indicate area concerned &lt;Text entry&gt;</p> <p><input type="checkbox"/> National/federal</p> <p><input type="checkbox"/> Subnational – please indicate area concerned &lt;Text entry&gt;</p>

**Relevance of the national targets to the Aichi Biodiversity Targets** (Links between national targets and Aichi Biodiversity Targets.)

**Main related Aichi Biodiversity Targets** (Please select one or more Aichi Biodiversity Target to which the national target is wholly or partially related. Parties can select an entire target or a target component (not shown below))

- |                            |                             |                             |                             |
|----------------------------|-----------------------------|-----------------------------|-----------------------------|
| <input type="checkbox"/> 1 | <input type="checkbox"/> 6  | <input type="checkbox"/> 11 | <input type="checkbox"/> 16 |
| <input type="checkbox"/> 2 | <input type="checkbox"/> 7  | <input type="checkbox"/> 12 | <input type="checkbox"/> 17 |
| <input type="checkbox"/> 3 | <input type="checkbox"/> 8  | <input type="checkbox"/> 13 | <input type="checkbox"/> 18 |
| <input type="checkbox"/> 4 | <input type="checkbox"/> 9  | <input type="checkbox"/> 14 | <input type="checkbox"/> 19 |
| <input type="checkbox"/> 5 | <input type="checkbox"/> 10 | <input type="checkbox"/> 15 | <input type="checkbox"/> 20 |

**Other related Aichi Biodiversity Targets** (Please select one or more Aichi Biodiversity Target to which the national target is indirectly related.)

- |                            |                             |                             |                             |
|----------------------------|-----------------------------|-----------------------------|-----------------------------|
| <input type="checkbox"/> 1 | <input type="checkbox"/> 6  | <input type="checkbox"/> 11 | <input type="checkbox"/> 16 |
| <input type="checkbox"/> 2 | <input type="checkbox"/> 7  | <input type="checkbox"/> 12 | <input type="checkbox"/> 17 |
| <input type="checkbox"/> 3 | <input type="checkbox"/> 8  | <input type="checkbox"/> 13 | <input type="checkbox"/> 18 |
| <input type="checkbox"/> 4 | <input type="checkbox"/> 9  | <input type="checkbox"/> 14 | <input type="checkbox"/> 19 |
| <input type="checkbox"/> 5 | <input type="checkbox"/> 10 | <input type="checkbox"/> 15 | <input type="checkbox"/> 20 |

or

National target has no corresponding Aichi Biodiversity Target or relates to other parts of the Strategic Plan for Biodiversity – please explain

<Text entry>

**Other relevant information** (Please use this field to provide any other relevant information, such as the process of developing and adopting the national target, the stakeholders involved or the strategies and plans in which this national target has been included.)

<Text entry>

**Relevant websites, web links, and files** (Please use this field to indicate any relevant websites, web links or documents where additional information related to this national target can be found.)

<Add link> <Add file>

## Measure 1: Map of the surface temperature of the North Sea (SST Map for the North Sea)

### [Section II. Implementation measures taken, assessment of their effectiveness, associated obstacles and scientific and technical needs to achieve national targets

Using the template below, please report on the major measures your country has taken to implement its national biodiversity strategy and action plan. Please also provide an assessment of the effectiveness of these measures. The template should be replicated for each measure reported.]

**II. Implementation measures, their effectiveness, and associated obstacles and scientific and technical needs to achieve national targets**

**Describe a measure taken to contribute to the implementation of your country's national biodiversity strategy and action plan**

Rising sea temperatures are having far-reaching effects on the entire marine ecosystem. Species are adapting their distribution ranges, becoming regionally extinct and being replaced by different species. Indirect effects such as acidification and lack of oxygen are also contributing to the fact that species diversity, composition and ranges are changing the entire marine food web. The Federal Maritime and Hydrographic Agency (BSH) has been performing a weekly analysis of surface temperatures in the North Sea for over 50 years. They make a valuable contribution to understanding temperature-induced changes to the regional ecosystem.

**For the implementation measure, please indicate to which national or Aichi Biodiversity Target(s) it contributes**

**Aichi Target 10:**

Coral reefs, sensitive ecosystems (ocean acidification)

**Assessment of the effectiveness of the implementation measure taken in achieving desired outcomes:**

- Measure taken has been effective
- Measure taken has been partially effective
- Measure taken has been ineffective
- Unknown

**Please explain the selection and where possible indicate the tools or methodology used for the assessment of effectiveness above**

The data set of North Sea surface temperatures describes temperature trends over the last 50 years in this marginal sea of the Atlantic Ocean. It has been accessed and used in numerous studies of the marine ecosystem.

**Relevant websites, web links and files** (Please use this field to indicate any relevant websites, web links or documents where additional information related to this assessment can be found).

[https://www.bsh.de/DE/DATEN/Meerestemperaturen/Meeresoberflaechentemperaturen/meeresoberflaechentemperaturen\\_node.html](https://www.bsh.de/DE/DATEN/Meerestemperaturen/Meeresoberflaechentemperaturen/meeresoberflaechentemperaturen_node.html)

**Other relevant information**, including case studies to illustrate how the measure taken has resulted in (or is expected to result in) outcomes that contribute to the implementation of the NBSAP

<Text entry>

**Relevant websites, web links and files** (Please use this field to indicate any relevant websites, web links or documents where additional information can be found)

<Add link> <Add file>

**Obstacles and scientific and technical needs related to the measure taken:** Please describe what obstacles have been encountered and any scientific and technical needs for addressing these, including technical and scientific cooperation, capacity development activities or the need for guidance materials.

<Text entry>



**Relevant websites, web links and files** (Please use this field to indicate any relevant websites, web links or documents where additional information related to these obstacles and scientific and technical needs can be found).  
<Add link> <Add file>

## Measure 2: Time series of salinity and temperature in the North Sea

[Section II. Implementation measures taken, assessment of their effectiveness, associated obstacles and scientific and technical needs to achieve national targets

Using the template below, please report on the major measures your country has taken to implement its national biodiversity strategy and action plan. Please also provide an assessment of the effectiveness of these measures. The template should be replicated for each measure reported.]

### II. Implementation measures, their effectiveness, and associated obstacles and scientific and technical needs to achieve national targets

**Describe a measure taken to contribute to the implementation of your country's national biodiversity strategy and action plan**

High accuracy CTD profiles for temperature and salinity profiles during summer, covering the entire North Sea up to 60°N, have been used to calculate total heat and salinity budgets since 2000.

**For the implementation measure, please indicate to which national or Aichi Biodiversity Target(s) it contributes**

**Aichi Target 10:**

Coral reefs, sensitive ecosystems (ocean acidification)

**Assessment of the effectiveness of the implementation measure taken in achieving desired outcomes:**

- Measure taken has been effective
- Measure taken has been partially effective
- Measure taken has been ineffective
- Unknown

**Please explain the selection and where possible indicate the tools or methodology used for the assessment of effectiveness above**

n/a

**Relevant websites, web links and files** (Please use this field to indicate any relevant websites, web links or documents where additional information related to this assessment can be found).

[https://www.bsh.de/DE/PUBLIKATIONEN/Nordseezustand\\_Aktuell/nordseezustand\\_aktuell\\_node.html](https://www.bsh.de/DE/PUBLIKATIONEN/Nordseezustand_Aktuell/nordseezustand_aktuell_node.html)

**Other relevant information**, including case studies to illustrate how the measure taken has resulted in (or is expected to result in) outcomes that contribute to the implementation of the NBSAP

<Text entry>

**Relevant websites, web links and files** (Please use this field to indicate any relevant websites, web links or documents where additional information can be found)

<Add link> <Add file>

**Obstacles and scientific and technical needs related to the measure taken:** Please describe what obstacles have been encountered and any scientific and technical needs for addressing these, including technical and scientific cooperation, capacity development activities or the need for guidance materials.

<Text entry>

**Relevant websites, web links and files** (Please use this field to indicate any relevant websites, web links or documents where additional information related to these obstacles and scientific and technical needs can be found).

<Add link> <Add file>

### **Measure 3: Argo data and information service (UN measurement programme providing data on temperature, salinity and sea levels. Competent authority BMVI/BSH)**

**[Section II. Implementation measures taken, assessment of their effectiveness, associated obstacles and scientific and technical needs to achieve national targets**

Using the template below, please report on the major measures your country has taken to implement its national biodiversity strategy and action plan. Please also provide an assessment of the effectiveness of these measures. The template should be replicated for each measure reported.]

#### **II. Implementation measures, their effectiveness, and associated obstacles and scientific and technical needs to achieve national targets**

**Describe a measure taken to contribute to the implementation of your country's national biodiversity strategy and action plan**

The TRUSTED study aims to help the setting up of a service to provide well-calibrated measurements of drifting buoy sea surface temperature (SST), using traceable standards. TRUSTED stands for Towards fiducial Reference measurements of Sea-Surface Temperature by European Drifters. 2019-2022

Germany provides roughly 50 floats each year as a contribution to the Argo programme; BSH is currently overseeing 163 active floats, mainly in the Atlantic and the European North Sea. They provide data on temperature and salinity. Two floats in the Labrador Sea also measure pH and thus help to measure ocean acidification. There are plans to extend the float measurements to the Baltic in 2021. They will also provide biogeochemical measurements (oxygen, Chl-a, nitrate, optical measurements).

**For the implementation measure, please indicate to which national or Aichi Biodiversity Target(s) it contributes**

**Aichi Target 10:**

Coral reefs, sensitive ecosystems (ocean acidification)

**Assessment of the effectiveness of the implementation measure taken in achieving desired outcomes:**

Measure taken has been effective

- Measure taken has been partially effective
- Measure taken has been ineffective
- Unknown

**Please explain the selection and where possible indicate the tools or methodology used for the assessment of effectiveness above**

Argo is an international programme; national contributions to it make it possible to achieve global coverage of the oceans. Trends in temperature and salinity down to a depth of 2000 metres can be identified, providing basic information on the state of ecosystems and coral reefs.

**Relevant websites, web links and files** (Please use this field to indicate any relevant websites, web links or documents where additional information related to this assessment can be found).

<Add link> <Add file>

**Other relevant information**, including case studies to illustrate how the measure taken has resulted in (or is expected to result in) outcomes that contribute to the implementation of the NBSAP

<Text entry>

**Relevant websites, web links and files** (Please use this field to indicate any relevant websites, web links or documents where additional information can be found)

[https://www.bsh.de/DE/THEMEN/Beobachtungssysteme/ARGO/argo\\_node.html](https://www.bsh.de/DE/THEMEN/Beobachtungssysteme/ARGO/argo_node.html)

**Obstacles and scientific and technical needs related to the measure taken:** Please describe what obstacles have been encountered and any scientific and technical needs for addressing these, including technical and scientific cooperation, capacity development activities or the need for guidance materials.

<Text entry>

**Relevant websites, web links and files** (Please use this field to indicate any relevant websites, web links or documents where additional information related to these obstacles and scientific and technical needs can be found).

<Add link> <Add file>

## Assessment for Aichi Target 10

### [Section III. Assessment of progress towards each national target]

Using the template below, please assess the level of progress made towards each of your country's national targets or similar commitments. The template should be replicated for each national target. If your country has not set national targets please use the Aichi Biodiversity Targets.

#### III. Assessment of progress towards each national target

##### Target

Aichi Target 10:

Coral reefs, sensitive ecosystems (ocean acidification)

**Category of progress towards the implementation of the selected target:**

- On track to exceed target
- On track to achieve target
- Progress towards target but at an insufficient rate
- No significant change
- Moving away from target
- Unknown

**Date the assessment was done:**

<Date>

**Additional information** (Please provide information on the evidence used in the assessment of this target, drawing upon relevant information provided in section II, including obstacles in undertaking the assessment).

No national target. For that reason, Germany has contributed to achieving Aichi Target 10, for example, by accession to the International Coral Reef Initiative (ICRI) and by funding a number of projects on corals and ocean acidification in partner countries as part of its International Climate Initiative.

**Indicators used in this assessment**

*Indicator(s) used in this assessment*

<Indicator(s) used> Please provide a list of indicators used for the assessment of this target

or:

- No indicator used

**Please describe any other tools or means used for assessing progress**

<Text entry>

**Relevant websites, web links and files** (Please use this field to indicate any relevant websites, web links or documents where additional information related to this assessment can be found).

<https://www.icriforum.org/>

**Level of confidence of the above assessment**

- Based on comprehensive evidence
- Based on partial evidence
- Based on limited evidence

**Please provide an explanation for the level of confidence indicated above.**

<Text entry>

**Adequacy of monitoring information to support assessment**

- Monitoring related to this target is adequate
- Monitoring related to this target is partial (e.g. only covering part of the area or issue)
- No monitoring system in place
- Monitoring is not needed

**Please describe how the target is monitored and indicate whether there is a monitoring system in place**

<Text entry>

**Relevant websites, web links and files** (Please use this field to indicate any relevant websites, web links or documents where additional information related to the monitoring system can be found)

<Add link> <Add file>

## National contribution to the achievement of Aichi Target 10

### [Section IV. Description of the national contribution to the achievement of each global Aichi Biodiversity Target

Using the template below, please describe your country's contribution towards the achievement of each global Aichi Biodiversity Target. This template should be replicated for each of the Aichi Biodiversity Targets.

For Parties whose national targets are identical to the Aichi Biodiversity Targets, some of this information may be captured in sections II and III above. Please provide additional descriptions of your country's national contribution to the achievement of each global Aichi Biodiversity Target.]

#### IV. Description of national contribution to the achievement of each Aichi Biodiversity Target

##### Aichi Biodiversity Target 10

Coral reefs, sensitive ecosystems (ocean acidification)

**Please describe how and to what extent your country has contributed to the achievement of this Aichi Biodiversity Target and summarize the evidence used to support this description:**

[See measures \(section II\)](#)

**Please describe other activities contributing to the achievement of the Aichi Biodiversity Target at the global level (optional)**

[Germany has contributed to achieving Aichi Target 10, for example, by accession to the International Coral Reef Initiative \(ICRI\) and by funding a number of projects on corals and ocean acidification in partner countries as part of its International Climate Initiative.](#)

**Based on the description of your country's contributions to the achievement of the Aichi Biodiversity Targets, please describe how and to what extent these contributions support the implementation of the 2030 Agenda for Sustainable Development and the Sustainable Development Goals:**

<Text entry>

## Aichi Target 11

### Protected areas (terrestrial, inland water, coastal and marine)

By 2020, at least 17 per cent of terrestrial and inland water areas, and 10 per cent of coastal and marine areas, especially areas of particular importance for biodiversity and ecosystem services, are conserved through effectively and equitably managed, ecologically representative and well connected systems of protected areas and other effective area-based conservation measures, and integrated into the wider landscapes and seascapes.

## National Target 18

**By 2020, a well-functioning management system for all major protected areas and Natura 2000 areas has been established.**

### [Section I. Information on the targets being pursued at the national level

If your country has set and/or adopted national targets or equivalent commitments related to the Strategic Plan for Biodiversity 2011-2020 please use the following template to describe them. Please complete this template for each of your country's national targets. National targets entered in this section will be linked to section III so that progress in their implementation can be assessed. If your country has not set or adopted any national targets related to the Strategic Plan for Biodiversity 2011-2020 please indicate so in the first box and move to section II.]

<p><b>I. Information on the targets being pursued at the national level</b></p> <p><input checked="" type="checkbox"/> My country has adopted national biodiversity targets or equivalent commitments in line with the Strategic Plan for Biodiversity 2011-2020 and the Aichi Targets</p> <p>or</p> <p><input type="checkbox"/> My country has not adopted national biodiversity targets and is reporting progress using the Aichi Biodiversity Targets for reference. (Move to section II. In section III, the Aichi Biodiversity Targets should be used for the purpose of this report as the national targets and progress should be assessed towards their achievement in the national context.)</p>
<p><b>National Target 18</b> (Please use the official title, if available)</p> <p>By 2020, a well-functioning management system for all major protected areas and Natura 2000 sites has been established.</p>
<p><b>Rationale for the national target</b></p> <p>Management of the major protected areas and Natura 2000 sites must be of a high quality to ensure they can perform their functions well.</p>
<p><b>Level of application</b> (Please specify the level to which the target applies):</p> <p><input type="checkbox"/> Regional/multilateral – please indicate area concerned &lt;Text entry&gt;</p> <p><input checked="" type="checkbox"/> National/federal</p> <p><input type="checkbox"/> Subnational – please indicate area concerned &lt;Text entry&gt;</p>

**Relevance of the national targets to the Aichi Biodiversity Targets** (Links between national targets and Aichi Biodiversity Targets.)

**Main related Aichi Biodiversity Targets** (Please select one or more Aichi Biodiversity Target to which the national target is wholly or partially related. Parties can select an entire target or a target component (not shown below))

- |                            |                             |  |                             |
|----------------------------|-----------------------------|--|-----------------------------|
| <input type="checkbox"/> 1 | <input type="checkbox"/> 6  | <input checked="" type="checkbox"/> 11 | <input type="checkbox"/> 16 |
| <input type="checkbox"/> 2 | <input type="checkbox"/> 7  | <input type="checkbox"/> 12            | <input type="checkbox"/> 17 |
| <input type="checkbox"/> 3 | <input type="checkbox"/> 8  | <input type="checkbox"/> 13            | <input type="checkbox"/> 18 |
| <input type="checkbox"/> 4 | <input type="checkbox"/> 9  | <input type="checkbox"/> 14            | <input type="checkbox"/> 19 |
| <input type="checkbox"/> 5 | <input type="checkbox"/> 10 | <input type="checkbox"/> 15            | <input type="checkbox"/> 20 |

**Other related Aichi Biodiversity Targets** (Please select one or more Aichi Biodiversity Target to which the national target is indirectly related.)

- |                                       |                             |  |                             |
|---------------------------------------|-----------------------------|--|-----------------------------|
| <input type="checkbox"/> 1            | <input type="checkbox"/> 6  | <input type="checkbox"/> 11            | <input type="checkbox"/> 16 |
| <input type="checkbox"/> 2            | <input type="checkbox"/> 7  | <input checked="" type="checkbox"/> 12 | <input type="checkbox"/> 17 |
| <input type="checkbox"/> 3            | <input type="checkbox"/> 8  | <input type="checkbox"/> 13            | <input type="checkbox"/> 18 |
| <input type="checkbox"/> 4            | <input type="checkbox"/> 9  | <input type="checkbox"/> 14            | <input type="checkbox"/> 19 |
| <input checked="" type="checkbox"/> 5 | <input type="checkbox"/> 10 | <input type="checkbox"/> 15            | <input type="checkbox"/> 20 |

or

National target has no corresponding Aichi Biodiversity Target or relates to other parts of the Strategic Plan for Biodiversity – please explain

<Text entry>

**Other relevant information** (Please use this field to provide any other relevant information, such as the process of developing and adopting the national target, the stakeholders involved or the strategies and plans in which this national target has been included.)

[National Target 18 is based on NBS Target B 1.1.3.](#)

**Relevant websites, web links, and files** (Please use this field to indicate any relevant websites, web links or documents where additional information related to this national target can be found.)

[None](#)

## **Measure 1: Review of the quality of management of the major protected areas at regular intervals (national parks, biosphere reserves, nature parks)**

**[Section II. Implementation measures taken, assessment of their effectiveness, associated obstacles and scientific and technical needs to achieve national targets**

Using the template below, please report on the major measures your country has taken to implement its national biodiversity strategy and action plan. Please also provide an assessment of the effectiveness of these measures. The template should be replicated for each measure reported.]

## II. Implementation measures, their effectiveness, and associated obstacles and scientific and technical needs to achieve national targets

### Describe a measure taken to contribute to the implementation of your country's national biodiversity strategy and action plan

The quality of management of all of Germany's 16 national parks is regularly revised using the quality criteria agreed with the Federal Government/Länder Working Group on Nature Conservation, Landscape Management and Recreation (LANA). All 16 of Germany's UNESCO biosphere reserves are evaluated at 10-year intervals using the criteria prescribed by UNESCO and the German MAB National Committee for recognising and auditing UNESCO biosphere reserves in Germany. The quality of Germany's nature parks is also audited as part of a voluntary quality scheme.

### For the implementation measure, please indicate to which national or Aichi Biodiversity Target(s) it contributes

#### National Target 18

By 2020, a well-functioning management system for all major protected areas and Natura 2000 areas has been established.

#### Aichi Target 11:

Protected areas (terrestrial, inland water, coastal and marine)

#### Aichi Target 5

Loss of habitats and fragmentation

#### Aichi Target 12

Conservation of species

### Assessment of the effectiveness of the implementation measure taken in achieving desired outcomes:

- Measure taken has been effective
- Measure taken has been partially effective
- Measure taken has been ineffective
- Unknown

### Please explain the selection and where possible indicate the tools or methodology used for the assessment of effectiveness above

Regular audits of the protected areas, including their framework plans and strategies, along with the Integrative Monitoring Programme in the major protected areas, ensure they are performing their functions.

**Relevant websites, web links and files** (Please use this field to indicate any relevant websites, web links or documents where additional information related to this assessment can be found).

None available

**Other relevant information**, including case studies to illustrate how the measure taken has resulted in (or is expected to result in) outcomes that contribute to the implementation of the NBSAP

None

**Relevant websites, web links and files** (Please use this field to indicate any relevant websites, web links or documents where additional information can be found)



<https://www.bfn.de/themen/gebietsschutz-grossschutzgebiete/nationalparke.html>

<https://www.bfn.de/themen/gebietsschutz-grossschutzgebiete/biosphaerenreservate.html>

<https://www.bfn.de/themen/gebietsschutz-grossschutzgebiete/naturparke.html>

<https://www.naturparke.de/aufgaben-ziele/management/qualitaetsoffensive-naturparke.html>

<http://www.europarc-deutschland.de/ueber-uns/nn14>

**Obstacles and scientific and technical needs related to the measure taken:** Please describe what obstacles have been encountered and any scientific and technical needs for addressing these, including technical and scientific cooperation, capacity development activities or the need for guidance materials.

Inadequate staffing levels in the protected areas

**Relevant websites, web links and files** (Please use this field to indicate any relevant websites, web links or documents where additional information related to these obstacles and scientific and technical needs can be found).

None

## Measure 2: Definition of conservation measures for Special Areas of Conservation

[Section II. Implementation measures taken, assessment of their effectiveness, associated obstacles and scientific and technical needs to achieve national targets

Using the template below, please report on the major measures your country has taken to implement its national biodiversity strategy and action plan. Please also provide an assessment of the effectiveness of these measures. The template should be replicated for each measure reported.]

### II. Implementation measures, their effectiveness, and associated obstacles and scientific and technical needs to achieve national targets

**Describe a measure taken to contribute to the implementation of your country's national biodiversity strategy and action plan**

The process of defining conservation measures for Germany's Special Areas of Conservation has made significant progress in recent years. By the beginning of 2020, conservation measures had been defined for roughly three quarters of the Special Areas of Conservation, mainly in the form of management plans. The federal and Länder governments are working intensively to complete management plans for the remaining areas in the medium term.

**For the implementation measure, please indicate to which national or Aichi Biodiversity Target(s) it contributes**

National Target 18

By 2020, a well-functioning management system for all major protected areas and Natura 2000 areas has been established.

**Aichi Target 11:**

Protected areas (terrestrial, inland water, coastal and marine)

**Aichi Target 5**

Loss of habitats and fragmentation

**Aichi Target 12**

Conservation of species

**Assessment of the effectiveness of the implementation measure taken in achieving desired outcomes:**

- Measure taken has been effective
- Measure taken has been partially effective
- Measure taken has been ineffective
- Unknown

**Please explain the selection and where possible indicate the tools or methodology used for the assessment of effectiveness above**

The measure has been assessed as partially effective thus far, since conservation measures have not yet been defined for all of Germany's Special Areas of Conservation.

**Relevant websites, web links and files** (Please use this field to indicate any relevant websites, web links or documents where additional information related to this assessment can be found).

<Add link> <Add file>

**Other relevant information**, including case studies to illustrate how the measure taken has resulted in (or is expected to result in) outcomes that contribute to the implementation of the NBSAP

<Text entry>

**Relevant websites, web links and files** (Please use this field to indicate any relevant websites, web links or documents where additional information can be found)

<Add link> <Add file>

**Obstacles and scientific and technical needs related to the measure taken:** Please describe what obstacles have been encountered and any scientific and technical needs for addressing these, including technical and scientific cooperation, capacity development activities or the need for guidance materials.

Existing conflicts of use are necessitating extensive participation and coordination processes. Furthermore, since management planning has been stepped up significantly in recent years, the authorities are having problems commissioning suitable companies to draw up the management plans.

**Relevant websites, web links and files** (Please use this field to indicate any relevant websites, web links or documents where additional information related to these obstacles and scientific and technical needs can be found).

<Add link> <Add file>

## Assessment of progress towards National Target 18

### [Section III. Assessment of progress towards each national target

Using the template below, please assess the level of progress made towards each of your country's national targets or similar commitments. The template should be replicated for each national target. If your country has not set national targets please use the Aichi Biodiversity Targets.]

<b>III. Assessment of progress towards each national target</b>
<p><b>Target</b></p> <p>By 2020, a well-functioning management system for all major protected areas and Natura 2000 areas has been established.</p>
<p><b>Category of progress towards the implementation of the selected target:</b></p> <p> <input type="checkbox"/> On track to exceed target  <input checked="" type="checkbox"/> On track to achieve target  <input type="checkbox"/> Progress towards target but at an insufficient rate  <input type="checkbox"/> No significant change  <input type="checkbox"/> Moving away from target  <input type="checkbox"/> Unknown         </p>
<p><b>Date the assessment was done:</b></p> <p>September 2019</p>
<p><b>Additional information</b> (Please provide information on the evidence used in the assessment of this target, drawing upon relevant information provided in section II, including obstacles in undertaking the assessment).</p> <p>&lt;Text entry&gt;</p>
<p><b>Indicators used in this assessment</b></p> <p><i>Indicator(s) used in this assessment</i></p> <p>&lt;Indicator(s) used&gt; Please provide a list of indicators used for the assessment of this target</p> <p>or:</p> <p><input checked="" type="checkbox"/> No indicator used</p>
<p><b>Please describe any other tools or means used for assessing progress</b></p> <p>&lt;Text entry&gt;</p>
<p><b>Relevant websites, web links and files</b> (Please use this field to indicate any relevant websites, web links or documents where additional information related to this assessment can be found).</p> <p>&lt;Add link&gt; &lt;Add file&gt;</p>
<p><b>Level of confidence of the above assessment</b></p> <p> <input checked="" type="checkbox"/> Based on comprehensive evidence  <input type="checkbox"/> Based on partial evidence  <input type="checkbox"/> Based on limited evidence         </p>

**Please provide an explanation for the level of confidence indicated above.**

<Text entry>

**Adequacy of monitoring information to support assessment**

- Monitoring related to this target is adequate
- Monitoring related to this target is partial (e.g. only covering part of the area or issue)
- No monitoring system in place
- Monitoring is not needed

**Please describe how the target is monitored and indicate whether there is a monitoring system in place**

The quality of management of Germany's national parks is regularly revised using the quality criteria agreed with the Federal Government/Länder Working Group on Nature Conservation, Landscape Management and Recreation (LANA). All of Germany's UNESCO biosphere reserves are evaluated at 10-year intervals using the criteria prescribed. The quality of Germany's nature parks is also audited as part of a voluntary quality scheme.

The Habitats Directive provides for regular monitoring to assess the conservation status of habitat types and species.

**Relevant websites, web links and files** (Please use this field to indicate any relevant websites, web links or documents where additional information related to the monitoring system can be found)

<Add link> <Add file>

## Aichi Target 11

### Protected areas (terrestrial, inland water, coastal and marine)

By 2020, at least 17 per cent of terrestrial and inland water areas, and 10 per cent of coastal and marine areas, especially areas of particular importance for biodiversity and ecosystem services, are conserved through effectively and equitably managed, ecologically representative and well connected systems of protected areas and other effective area-based conservation measures, and integrated into the wider landscapes and seascapes.

## National Target 19

**Implement a joint OSPAR/HELCOM network of well managed coastal and marine protected areas that include core zones of natural development by 2010, and integrate it into international networks.**

[Section I. Information on the targets being pursued at the national level

If your country has set and/or adopted national targets or equivalent commitments related to the Strategic Plan for Biodiversity 2011-2020 please use the following template to describe them. Please complete this template for each of your country's national targets. National targets entered in this section will be linked to section III so that progress in their implementation can be assessed. If your country has not set or adopted any national targets related to the Strategic Plan for Biodiversity 2011-2020 please indicate so in the first box and move to section II.]

### I. Information on the targets being pursued at the national level

My country has adopted national biodiversity targets or equivalent commitments in line with the Strategic Plan for Biodiversity 2011-2020 and the Aichi Targets

or

My country has not adopted national biodiversity targets and is reporting progress using the Aichi Biodiversity Targets for reference. (Move to section II. In section III, the Aichi Biodiversity Targets should be used for the purpose of this report as the national targets and progress should be assessed towards their achievement in the national context.)

**National Target 19** (Please use the official title, if available)

Implement a joint OSPAR/HELCOM network of well managed coastal and marine protected areas that include core zones of natural development by 2010, and integrate it into international networks.

### Rationale for the national target

The objective of the European Marine Strategy Framework Directive (MSFD) is to achieve “good status for the marine environment” by 2020. The Habitats Directive also aims to achieve favourable conservation status for species and habitats. A well-managed system of protected areas in the North Sea and the Baltic is the basis for achieving these objectives within a network of protected areas under OSPAR and HELCOM.

**Level of application** (Please specify the level to which the target applies):

- Regional/multilateral – please indicate area concerned [Northeast Atlantic/Baltic](#)  
 National/federal  
 Subnational – please indicate area concerned <Text entry>

**Relevance of the national targets to the Aichi Biodiversity Targets** (Links between national targets and Aichi Biodiversity Targets.)

**Main related Aichi Biodiversity Targets** (Please select one or more Aichi Biodiversity Target to which the national target is wholly or partially related. Parties can select an entire target or a target component (not shown below))

- 1  6  11  16  
 2  7  12  17  
 3  8  13  18  
 4  9  14  19  
 5  10  15  20

**Other related Aichi Biodiversity Targets** (Please select one or more Aichi Biodiversity Target to which the national target is indirectly related.)

- 1  6  11  16  
 2  7  12  17  
 3  8  13  18  
 4  9  14  19  
 5  10  15  20

or

National target has no corresponding Aichi Biodiversity Target or relates to other parts of the Strategic Plan for Biodiversity – please explain

<Text entry>

**Other relevant information** (Please use this field to provide any other relevant information, such as the process of developing and adopting the national target, the stakeholders involved or the strategies and plans in which this national target has been included.)

The national targets described in the National Report are set out in the National Strategy on Biological Diversity. The strategy formulates a concrete vision for the future, and specifies quality targets and action objectives for all biodiversity-related topics. The National Strategy contains a large number of targets (> 300). The most important of these have been selected for the National Report. In the overall strategy, equal consideration is given to environmental, economic and social aspects, in keeping with the guiding principle of sustainability.

Government cannot simply dictate sustainable development. The players in industry and society must make this topic their own if the strategy is to be successfully implemented and its targets met. With this in mind, experts were consulted at a very early stage in the process.

**Relevant websites, web links, and files** (Please use this field to indicate any relevant websites, web links or documents where additional information related to this national target can be found.)

[https://www.bmu.de/fileadmin/Daten\\_BMU/Pool/Broschueren/nationale\\_strategie\\_biologische\\_vielfalt\\_2015\\_bf.pdf](https://www.bmu.de/fileadmin/Daten_BMU/Pool/Broschueren/nationale_strategie_biologische_vielfalt_2015_bf.pdf)

<https://www.bfn.de/fileadmin/BfN/service/Dokumente/skripten/Skript477.pdf>

<https://www.bfn.de/fileadmin/BfN/service/Dokumente/skripten/Skript478.pdf>

## Measure 1: Designation of protected areas

**[Section II. Implementation measures taken, assessment of their effectiveness, associated obstacles and scientific and technical needs to achieve national targets**

Using the template below, please report on the major measures your country has taken to implement its national biodiversity strategy and action plan. Please also provide an assessment of the effectiveness of these measures. The template should be replicated for each measure reported.]

### II. Implementation measures, their effectiveness, and associated obstacles and scientific and technical needs to achieve national targets

**Describe a measure taken to contribute to the implementation of your country's national biodiversity strategy and action plan**

Designation of protected areas

**For the implementation measure, please indicate to which national or Aichi Biodiversity Target(s) it contributes**

**National Target 19**

Implement a joint OSPAR/HELCOM network of well managed coastal and marine protected areas that include core zones of natural development by 2010, and integrate it into international networks.

**Aichi Target 11:**

Protected areas (terrestrial, inland water, coastal and marine)

**Aichi Target 6**

Impact of fishing

**Aichi Target 5**

Loss of habitats and fragmentation

**Assessment of the effectiveness of the implementation measure taken in achieving desired outcomes:**

- Measure taken has been effective
- Measure taken has been partially effective
- Measure taken has been ineffective
- Unknown

**Please explain the selection and where possible indicate the tools or methodology used for the assessment of effectiveness above**

The measure involving designation of protected areas has been completed, but work on management of the areas and fisheries management is still ongoing.

**Relevant websites, web links and files** (Please use this field to indicate any relevant websites, web links or documents where additional information related to this assessment can be found).

<https://www.bfn.de/themen/meeresnaturschutz/nationale-meeresschutzgebiete.html>

**Other relevant information**, including case studies to illustrate how the measure taken has resulted in (or is expected to result in) outcomes that contribute to the implementation of the NBSAP

<Text entry>

**Relevant websites, web links and files** (Please use this field to indicate any relevant websites, web links or documents where additional information can be found)

<Add link> <Add file>

**Obstacles and scientific and technical needs related to the measure taken:** Please describe what obstacles have been encountered and any scientific and technical needs for addressing these, including technical and scientific cooperation, capacity development activities or the need for guidance materials.

The current legal situation in Germany, combined with socio-economic considerations, makes the process of coordination difficult.

**Relevant websites, web links and files** (Please use this field to indicate any relevant websites, web links or documents where additional information related to these obstacles and scientific and technical needs can be found).

<Add link> <Add file>

## Assessment of progress towards National Target 19

### [Section III. Assessment of progress towards each national target

Using the template below, please assess the level of progress made towards each of your country's national targets or similar commitments. The template should be replicated for each national target. If your country has not set national targets please use the Aichi Biodiversity Targets.]

III. Assessment of progress towards each national target
<b>Target</b> Implement a joint OSPAR/HELCOM network of well managed coastal and marine protected areas that include core zones of natural development by 2010, and integrate it into international networks.
<b>Category of progress towards the implementation of the selected target:</b> <input type="checkbox"/> On track to exceed target <input type="checkbox"/> On track to achieve target



- Progress towards target but at an insufficient rate
- No significant change
- Moving away from target
- Unknown

**Date the assessment was done:**

September 2017 when the regulations on protected areas in the EEZ were published

**Additional information** (Please provide information on the evidence used in the assessment of this target, drawing upon relevant information provided in section II, including obstacles in undertaking the assessment).

<Text entry>

**Indicators used in this assessment**

*Indicator(s) used in this assessment*

Nature conservation monitoring under the EU Habitats Directive and the Birds Directive

or:

- No indicator used

**Please describe any other tools or means used for assessing progress**

<Text entry>

**Relevant websites, web links and files** (Please use this field to indicate any relevant websites, web links or documents where additional information related to this assessment can be found).

<Add link> <Add file>

**Level of confidence of the above assessment**

- Based on comprehensive evidence
- Based on partial evidence
- Based on limited evidence

**Please provide an explanation for the level of confidence indicated above.**

Global target without any specific indicator

**Adequacy of monitoring information to support assessment**

- Monitoring related to this target is adequate
- Monitoring related to this target is partial (e.g. only covering part of the area or issue)
- No monitoring system in place
- Monitoring is not needed

**Please describe how the target is monitored and indicate whether there is a monitoring system in place**

- Nature conservation monitoring under the EU Habitats Directive and the Birds Directive
- Monitoring in the EEZ in the North Sea and the Baltic is very complex and costly.

**Relevant websites, web links and files** (Please use this field to indicate any relevant websites, web links or documents where additional information related to the monitoring system can be found)

<https://www.bfn.de/themen/meeresnaturschutz/marines-monitoring.html>

## Aichi Target 11

### Protected areas (terrestrial, inland water, coastal and marine)

By 2020, at least 17 per cent of terrestrial and inland water areas, and 10 per cent of coastal and marine areas, especially areas of particular importance for biodiversity and ecosystem services, are conserved through effectively and equitably managed, ecologically representative and well connected systems of protected areas and other effective area-based conservation measures, and integrated into the wider landscapes and seascapes.

## National Target 20

**By 2010, the decline in species and the degradation of (coastal and marine) habitats has been halted.**

### [Section I. Information on the targets being pursued at the national level

If your country has set and/or adopted national targets or equivalent commitments related to the Strategic Plan for Biodiversity 2011-2020 please use the following template to describe them. Please complete this template for each of your country's national targets. National targets entered in this section will be linked to section III so that progress in their implementation can be assessed. If your country has not set or adopted any national targets related to the Strategic Plan for Biodiversity 2011-2020 please indicate so in the first box and move to section II.]

#### I. Information on the targets being pursued at the national level

My country has adopted national biodiversity targets or equivalent commitments in line with the Strategic Plan for Biodiversity 2011-2020 and the Aichi Targets

or

My country has not adopted national biodiversity targets and is reporting progress using the Aichi Biodiversity Targets for reference. (Move to section II. In section III, the Aichi Biodiversity Targets should be used for the purpose of this report as the national targets and progress should be assessed towards their achievement in the national context.)

**National Target 20** (Please use the official title, if available)

By 2010, the decline in species and the degradation of (coastal and marine) habitats has been halted.

#### Rationale for the national target

The objective of the European Marine Strategy Framework Directive (MSFD) is to achieve “good status for the marine environment” by 2020. The Habitats Directive also aims to achieve favourable conservation status for species and habitats. The decline of species and degradation of coastal and marine habitats underlie the endeavours to meet these targets.

**Level of application** (Please specify the level to which the target applies):

- Regional/multilateral – please indicate area concerned <Text entry>  
 National/federal  
 Subnational – please indicate area concerned <Text entry>

**Relevance of the national targets to the Aichi Biodiversity Targets** (Links between national targets and Aichi Biodiversity Targets.)

**Main related Aichi Biodiversity Targets** (Please select one or more Aichi Biodiversity Target to which the national target is wholly or partially related. Parties can select an entire target or a target component (not shown below))

- |                            |                             |  |                             |
|----------------------------|-----------------------------|--|-----------------------------|
| <input type="checkbox"/> 1 | <input type="checkbox"/> 6  | <input checked="" type="checkbox"/> 11 | <input type="checkbox"/> 16 |
| <input type="checkbox"/> 2 | <input type="checkbox"/> 7  | <input type="checkbox"/> 12            | <input type="checkbox"/> 17 |
| <input type="checkbox"/> 3 | <input type="checkbox"/> 8  | <input type="checkbox"/> 13            | <input type="checkbox"/> 18 |
| <input type="checkbox"/> 4 | <input type="checkbox"/> 9  | <input type="checkbox"/> 14            | <input type="checkbox"/> 19 |
| <input type="checkbox"/> 5 | <input type="checkbox"/> 10 | <input type="checkbox"/> 15            | <input type="checkbox"/> 20 |

**Other related Aichi Biodiversity Targets** (Please select one or more Aichi Biodiversity Target to which the national target is indirectly related.)

- |                            |                                       |                             |                             |
|----------------------------|---------------------------------------|-----------------------------|-----------------------------|
| <input type="checkbox"/> 1 | <input checked="" type="checkbox"/> 6 | <input type="checkbox"/> 11 | <input type="checkbox"/> 16 |
| <input type="checkbox"/> 2 | <input type="checkbox"/> 7            | <input type="checkbox"/> 12 | <input type="checkbox"/> 17 |
| <input type="checkbox"/> 3 | <input type="checkbox"/> 8            | <input type="checkbox"/> 13 | <input type="checkbox"/> 18 |
| <input type="checkbox"/> 4 | <input type="checkbox"/> 9            | <input type="checkbox"/> 14 | <input type="checkbox"/> 19 |
| <input type="checkbox"/> 5 | <input type="checkbox"/> 10           | <input type="checkbox"/> 15 | <input type="checkbox"/> 20 |

or

National target has no corresponding Aichi Biodiversity Target or relates to other parts of the Strategic Plan for Biodiversity – please explain

<Text entry>

**Other relevant information** (Please use this field to provide any other relevant information, such as the process of developing and adopting the national target, the stakeholders involved or the strategies and plans in which this national target has been included.)

Designating protected areas in the EEZ in the German North Sea and Baltic, along with the designated protected areas within German territorial sea, meant that numerous species and habitats were also protected. An expansion of the scope of protection within the protected areas in the EEZ to include more species is planned under the Marine Strategy Framework Directive.

The national targets described in the National Report are set out in the National Strategy on Biological Diversity. The strategy formulates a concrete vision for the future, and specifies quality targets and action objectives for all biodiversity-related topics. The National Strategy contains a large number of targets (> 300), the most important of which have been selected for the National Report. In the overall strategy, equal consideration is given to environmental, economic and social aspects, in keeping with the guiding principle of sustainability.

Government cannot simply dictate sustainable development. The players in industry and society must make this topic their own if the strategy is to be successfully implemented, and its targets met. With this in mind, experts were consulted at a very early stage in the process.

**Relevant websites, web links, and files** (Please use this field to indicate any relevant websites, web links or documents where additional information related to this national target can be found.)

[https://www.bmu.de/fileadmin/Daten\\_BMU/Pool/Broschueren/nationale\\_strategie\\_biologische\\_vielfalt\\_2015\\_bf.pdf](https://www.bmu.de/fileadmin/Daten_BMU/Pool/Broschueren/nationale_strategie_biologische_vielfalt_2015_bf.pdf)

## Measure 1: Designation of protected areas

**[Section II. Implementation measures taken, assessment of their effectiveness, associated obstacles and scientific and technical needs to achieve national targets**

Using the template below, please report on the major measures your country has taken to implement its national biodiversity strategy and action plan. Please also provide an assessment of the effectiveness of these measures. The template should be replicated for each measure reported.]

### II. Implementation measures, their effectiveness, and associated obstacles and scientific and technical needs to achieve national targets

**Describe a measure taken to contribute to the implementation of your country's national biodiversity strategy and action plan**

Designation of protected areas

**For the implementation measure, please indicate to which national or Aichi Biodiversity Target(s) it contributes**

**National Target 20**

By 2010, the decline in species and the degradation of (coastal and marine) habitats has been halted.

**Aichi Target 11:**

Protected areas (terrestrial, water, coastal and marine)

**Aichi Target 6**

Impact of fishing

**Assessment of the effectiveness of the implementation measure taken in achieving desired outcomes:**

- Measure taken has been effective
- Measure taken has been partially effective
- Measure taken has been ineffective
- Unknown

**Please explain the selection and where possible indicate the tools or methodology used for the assessment of effectiveness above**

The measure involving designation of protected areas has been completed, but work on management of the areas and fisheries management is still ongoing.

**Relevant websites, web links and files** (Please use this field to indicate any relevant websites, web links or documents where additional information related to this assessment can be found).

<https://www.bfn.de/themen/meeresnaturschutz/nationale-meeresschutzgebiete.html>

**Other relevant information**, including case studies to illustrate how the measure taken has resulted in (or is expected to result in) outcomes that contribute to the implementation of the NBSAP

<Text entry>

**Relevant websites, web links and files** (Please use this field to indicate any relevant websites, web links or documents where additional information can be found)

<Add link> <Add file>

**Obstacles and scientific and technical needs related to the measure taken:** Please describe what obstacles have been encountered and any scientific and technical needs for addressing these, including technical and scientific cooperation, capacity development activities or the need for guidance materials.

[The current legal situation in Germany, combined with socio-economic considerations, makes the process of coordination difficult.](#)

**Relevant websites, web links and files** (Please use this field to indicate any relevant websites, web links or documents where additional information related to these obstacles and scientific and technical needs can be found).

<Add link> <Add file>

## Measure 2: Developing fishing regulations for the German Natura 2000 sites in the EEZ

[Section II. Implementation measures taken, assessment of their effectiveness, associated obstacles and scientific and technical needs to achieve national targets

Using the template below, please report on the major measures your country has taken to implement its national biodiversity strategy and action plan. Please also provide an assessment of the effectiveness of these measures. The template should be replicated for each measure reported.]

### II. Implementation measures, their effectiveness, and associated obstacles and scientific and technical needs to achieve national targets

**Describe a measure taken to contribute to the implementation of your country's national biodiversity strategy and action plan**

[Developing fishing regulations for the German Natura 2000 sites in the EEZ](#)

**For the implementation measure, please indicate to which national or Aichi Biodiversity Target(s) it contributes**

**National Target 20**

By 2010, the decline in species and the degradation of (coastal and marine) habitats has been halted.

**Aichi Target 11:**

Protected areas (terrestrial, water, coastal and marine)

**Aichi Target 6**

Impact of fishing
<p><b>Assessment of the effectiveness of the implementation measure taken in achieving desired outcomes:</b></p> <p> <input type="checkbox"/> Measure taken has been effective  <input type="checkbox"/> Measure taken has been partially effective  <input type="checkbox"/> Measure taken has been ineffective  <input checked="" type="checkbox"/> Unknown </p> <p><b>Please explain the selection and where possible indicate the tools or methodology used for the assessment of effectiveness above</b></p> <p>Parts of the measure are still being developed. Coordination at EU level and with the Member States is required since fisheries policy is the responsibility of the EU. A joint recommendation for the Natura 2000 sites in the North Sea EEZ was submitted to the EU Commission. The Commission has expressed a need for clarification, so that practical legal implementation is still pending. Measures for the Natura 2000 sites in the Baltic are still being developed.</p> <p><b>Relevant websites, web links and files</b> (Please use this field to indicate any relevant websites, web links or documents where additional information related to this assessment can be found).  &lt;Add link&gt; &lt;Add file&gt;</p>
<p><b>Other relevant information</b>, including case studies to illustrate how the measure taken has resulted in (or is expected to result in) outcomes that contribute to the implementation of the NBSAP</p> <p>&lt;Text entry&gt;</p> <p><b>Relevant websites, web links and files</b> (Please use this field to indicate any relevant websites, web links or documents where additional information can be found)  <a href="http://ec.europa.eu/environment/nature/natura2000/marine/docs/Marine%20SWD%20288%20final.pdf">http://ec.europa.eu/environment/nature/natura2000/marine/docs/Marine%20SWD%20288%20final.pdf</a></p>
<p><b>Obstacles and scientific and technical needs related to the measure taken:</b> Please describe what obstacles have been encountered and any scientific and technical needs for addressing these, including technical and scientific cooperation, capacity development activities or the need for guidance materials.</p> <p>Coordination processes at EU level take time; reconciliation with fishing interests is required.</p> <p><b>Relevant websites, web links and files</b> (Please use this field to indicate any relevant websites, web links or documents where additional information related to these obstacles and scientific and technical needs can be found).  &lt;Add link&gt; &lt;Add file&gt;</p>

### Measure 3: Implementation of the ecosystem-related requirements of the Common Fisheries Policy (CFP)

#### [Section II. Implementation measures taken, assessment of their effectiveness, associated obstacles and scientific and technical needs to achieve national targets

Using the template below, please report on the major measures your country has taken to implement its national biodiversity strategy and action plan. Please also provide an assessment of the effectiveness of these measures. The template should be replicated for each measure reported.]

## II. Implementation measures, their effectiveness, and associated obstacles and scientific and technical needs to achieve national targets

**Describe a measure taken to contribute to the implementation of your country's national biodiversity strategy and action plan**

Implementation of the ecosystem-related requirements of the EU's Common Fisheries Policy (CFP)

**For the implementation measure, please indicate to which national or Aichi Biodiversity Target(s) it contributes**

### National Target 20

By 2010, the decline in species and the degradation of (coastal and marine) habitats has been halted.

### Aichi Target 11:

Protected areas (terrestrial, water, coastal and marine)

### Aichi Target 6

Impact of fishing

**Assessment of the effectiveness of the implementation measure taken in achieving desired outcomes:**

- Measure taken has been effective
- Measure taken has been partially effective
- Measure taken has been ineffective
- Unknown

**Please explain the selection and where possible indicate the tools or methodology used for the assessment of effectiveness above**

The European Union's fisheries legislation explicitly states that fishing and aquaculture activities must be environmentally sustainable in the long term, that a precautionary approach to fisheries management must be taken and that the negative impacts of fishing on the marine ecosystem must be minimised. A range of different instruments are used for this purpose (quota regulations, bycatch regulations, multi-annual management plans, technical specifications and control rules). It is not possible to describe a single comprehensive indicator here. However, it can be noted that a slow improvement in fished stocks has been observed in German waters. The target to achieve sustainable fishing target has not yet been met for some stocks. Endeavours to achieve adherence to the maximum sustainable yield (MSY) rule for all stocks are continuing at EU level.

**Relevant websites, web links and files** (Please use this field to indicate any relevant websites, web links or documents where additional information related to this assessment can be found).

<http://www.ices.dk/community/advisory-process/Pages/Latest-advice.aspx>

**Other relevant information**, including case studies to illustrate how the measure taken has resulted in (or is expected to result in) outcomes that contribute to the implementation of the NBSAP

Assessing the fish stock situation is part of the regular work of the Thünen Institute of Sea Fisheries in Bremerhaven and the Thünen Institute of Baltic Sea Fisheries in Rostock. Their work is incorporated into the stock assessments and catch recommendations of the International Council for the Exploration of the Sea (ICES), which in turn form the basis for setting total allowable catches at EU level.

**Relevant websites, web links and files** (Please use this field to indicate any relevant websites, web links or documents where additional information can be found)

Since the EU has sole responsibility for the Common Fisheries Policy, please refer to the website of the EU Commission, DG MARE:



[https://ec.europa.eu/info/departments/maritime-affairs-and-fisheries\\_en](https://ec.europa.eu/info/departments/maritime-affairs-and-fisheries_en)

Thünen Institute of Sea Fisheries in Bremerhaven:

<https://www.thuenen.de/de/sf/>

Thünen Institute of Baltic Sea Fisheries in Rostock:

<https://www.thuenen.de/de/of/>

**Obstacles and scientific and technical needs related to the measure taken:** Please describe what obstacles have been encountered and any scientific and technical needs for addressing these, including technical and scientific cooperation, capacity development activities or the need for guidance materials.

Problems are caused by the economic importance of certain fisheries and the possible socio-economic consequences of regulations – actual or feared.

Another problem is the lack of available fishery and environmental data and the limited control options. Legal regulations are being improved in these areas and to some extent improvements have already been achieved.

Environmental influences such as the impact of climate change or land-based nutrient inputs are a factor for some stocks. Effects such as a rise in temperature and oxygen deficiency can make it difficult to maintain adequate reproduction rates or cause a shift in the distribution range of individual fish species.

**Relevant websites, web links and files** (Please use this field to indicate any relevant websites, web links or documents where additional information related to these obstacles and scientific and technical needs can be found).

<Add link> <Add file>

## Measure 4: Promoting environmentally sound fishing techniques

**[Section II. Implementation measures taken, assessment of their effectiveness, associated obstacles and scientific and technical needs to achieve national targets**

Using the template below, please report on the major measures your country has taken to implement its national biodiversity strategy and action plan. Please also provide an assessment of the effectiveness of these measures. The template should be replicated for each measure reported.]

### II. Implementation measures, their effectiveness, and associated obstacles and scientific and technical needs to achieve national targets

**Describe a measure taken to contribute to the implementation of your country's national biodiversity strategy and action plan**

Promoting environmentally sound fishing techniques in the context of EU legislation

**For the implementation measure, please indicate to which national or Aichi Biodiversity Target(s) it contributes**

National Target 20

By 2010, the decline in species and the degradation of (coastal and marine) habitats has been halted.

**Aichi Target 11:**

Protected areas (terrestrial, water, coastal and marine)

**Aichi Target 6**

Impact of fishing

**Assessment of the effectiveness of the implementation measure taken in achieving desired outcomes:**

- Measure taken has been effective  
 Measure taken has been partially effective  
 Measure taken has been ineffective  
 Unknown

**Please explain the selection and where possible indicate the tools or methodology used for the assessment of effectiveness above**

Developing the techniques is an ongoing process; we do not have sufficient data for all the techniques already developed; further techniques are currently being developed and are part of the regular work done by BMEL's Thünen Institute. As part of a sectoral research plan, the Federal Ministry for the Environment, Nature Conservation and Nuclear Safety (BMU) is funding a project to explore alternative techniques in gillnet fishing, first and foremost in order to reduce unwanted bycatch (marine mammals, seabirds). The project has not been completed but it is already clear that there is a need for further research.

**Relevant websites, web links and files** (Please use this field to indicate any relevant websites, web links or documents where additional information related to this assessment can be found).

Thünen Institute of Sea Fisheries in Bremerhaven:

<https://www.thuenen.de/de/sf/>

Thünen Institute of Baltic Sea Fisheries in Rostock:

<https://www.thuenen.de/de/of/>

<https://www.thuenen.de/de/of/projekte/fischerei-umwelt-ostsee/stellnetzfisherei-loesungsansaeetze-stella/>

**Other relevant information**, including case studies to illustrate how the measure taken has resulted in (or is expected to result in) outcomes that contribute to the implementation of the NBSAP

<Text entry>

**Relevant websites, web links and files** (Please use this field to indicate any relevant websites, web links or documents where additional information can be found)

<https://www.bfn.de/themen/meeresnaturschutz/belastungen-im-meer/fischerei/stella-forschungsprojekt.html>

<https://www.thuenen.de/de/of/projekte/fischerei-umwelt-ostsee/schweinswale-retten-deutsche-fischer-im-wettbewerb-staerken-pal-projekt/>

**Obstacles and scientific and technical needs related to the measure taken:** Please describe what obstacles have been encountered and any scientific and technical needs for addressing these, including technical and scientific cooperation, capacity development activities or the need for guidance materials.

**Relevant websites, web links and files** (Please use this field to indicate any relevant websites, web links or documents where additional information related to these obstacles and scientific and technical needs can be found).

Thünen Institute of Sea Fisheries in Bremerhaven:

<https://www.thuenen.de/de/sf/>

Thünen Institute of Baltic Sea Fisheries in Rostock:

<https://www.thuenen.de/de/of/>

## Measure 5: Supporting partner countries in making fishing sustainable and ecosystem-friendly

[Section II. Implementation measures taken, assessment of their effectiveness, associated obstacles and scientific and technical needs to achieve national targets

Using the template below, please report on the major measures your country has taken to implement its national biodiversity strategy and action plan. Please also provide an assessment of the effectiveness of these measures. The template should be replicated for each measure reported.]

### II. Implementation measures, their effectiveness, and associated obstacles and scientific and technical needs to achieve national targets

**Describe a measure taken to contribute to the implementation of your country's national biodiversity strategy and action plan**

Supporting partner countries in making fishing sustainable and ecosystem-friendly

The EU's exclusive competence for fisheries policy includes the right to enter into agreements with third countries, i.e. non-EU countries. It therefore concludes fisheries agreements with third countries. In addition to the agreements with Norway and the Faroe Islands (and in future with the United Kingdom) that are based on joint management of shared stocks and the possibility of exchanging quotas, the EU has already concluded a number of agreements with third countries which, as well as allowing EU boats to carry out sustainable fishing activities in the waters of partner countries, also contribute to the sustainable development of fisheries in the partner countries (what is known as sectoral support). By managing stocks on a scientific basis and improving enforcement and control within the context of sectoral support, an important contribution to making fishing in these partner countries sustainable will be made.

**For the implementation measure, please indicate to which national or Aichi Biodiversity Target(s) it contributes**

**National Target 20**

By 2010, the decline in species and the degradation of (coastal and marine) habitats has been halted.

**Aichi Target 11:**

Protected areas (terrestrial, water, coastal and marine)

**Aichi Target 6**

Impact of fishing

**Assessment of the effectiveness of the implementation measure taken in achieving desired outcomes:**

- Measure taken has been effective
- Measure taken has been partially effective
- Measure taken has been ineffective
- Unknown

**Please explain the selection and where possible indicate the tools or methodology used for the assessment of effectiveness above**

The EU Commission conducts regular joint committee meetings with the partner countries, which assess the efficiency of the measures agreed.

**Relevant websites, web links and files** (Please use this field to indicate any relevant websites, web links or documents where additional information related to this assessment can be found).

Since the EU has sole responsibility, please refer to the website of the EU Commission's responsible Directorate General, DG MARE:

[https://ec.europa.eu/info/departments/maritime-affairs-and-fisheries\\_en](https://ec.europa.eu/info/departments/maritime-affairs-and-fisheries_en)

**Other relevant information**, including case studies to illustrate how the measure taken has resulted in (or is expected to result in) outcomes that contribute to the implementation of the NBSAP

To the extent that fisheries policy is affected, this area comes under the competence of the EU.

**Relevant websites, web links and files** (Please use this field to indicate any relevant websites, web links or documents where additional information can be found)

Since the EU has sole responsibility, please refer to the website of the EU Commission's responsible Directorate General, DG MARE:

[https://ec.europa.eu/info/departments/maritime-affairs-and-fisheries\\_en](https://ec.europa.eu/info/departments/maritime-affairs-and-fisheries_en)

**Obstacles and scientific and technical needs related to the measure taken:** Please describe what obstacles have been encountered and any scientific and technical needs for addressing these, including technical and scientific cooperation, capacity development activities or the need for guidance materials.

To the extent that fisheries policy is affected, this area comes under the competence of the EU.

**Relevant websites, web links and files** (Please use this field to indicate any relevant websites, web links or documents where additional information related to these obstacles and scientific and technical needs can be found).

Since the EU has exclusive competence, please refer to the website of the EU Commission's responsible Directorate General, DG MARE:

[https://ec.europa.eu/info/departments/maritime-affairs-and-fisheries\\_en](https://ec.europa.eu/info/departments/maritime-affairs-and-fisheries_en)

## Assessment of progress towards National Target 20

### [Section III. Assessment of progress towards each national target

Using the template below, please assess the level of progress made towards each of your country's national targets or similar commitments. The template should be replicated for each national target. If your country has not set national targets please use the Aichi Biodiversity Targets.]

### III. Assessment of progress towards each national target

#### Target

By 2010, the decline in species and the degradation of (coastal and marine) habitats has been halted.

**Category of progress towards the implementation of the selected target:**

- On track to exceed target
- On track to achieve target
- Progress towards target but at an insufficient rate
- No significant change
- Moving away from target
- Unknown

**Date the assessment was done:**

<Date>

**Additional information** (Please provide information on the evidence used in the assessment of this target, drawing upon relevant information provided in section II, including obstacles in undertaking the assessment).

<Text entry>

**Indicators used in this assessment**

[Nature conservation monitoring under the EU Habitats Directive and the Birds Directive](#)

or:

- No indicator used

**Please describe any other tools or means used for assessing progress**

<Text entry>

**Relevant websites, web links and files** (Please use this field to indicate any relevant websites, web links or documents where additional information related to this assessment can be found).

<https://www.bfn.de/themen/meeresnaturschutz/nationale-meeresschutzgebiete.html>

**Level of confidence of the above assessment**

- Based on comprehensive evidence
- Based on partial evidence
- Based on limited evidence

**Please provide an explanation for the level of confidence indicated above.**

<Text entry>

**Adequacy of monitoring information to support assessment**

- Monitoring related to this target is adequate
- Monitoring related to this target is partial (e.g. only covering part of the area or issue)
- No monitoring system in place
- Monitoring is not needed

**Please describe how the target is monitored and indicate whether there is a monitoring system in place**

[Nature conservation monitoring under the EU Habitats Directive and the Birds Directive](#)

**Relevant websites, web links and files** (Please use this field to indicate any relevant websites, web links or documents where additional information related to the monitoring system can be found)

<https://www.bfn.de/themen/meeresnaturschutz/marines-monitoring.html>

## Aichi Target 11

### Protected areas (terrestrial, inland water, coastal and marine)

By 2020, at least 17 per cent of terrestrial and inland water areas, and 10 per cent of coastal and marine areas, especially areas of particular importance for biodiversity and ecosystem services, are conserved through effectively and equitably managed, ecologically representative and well connected systems of protected areas and other effective area-based conservation measures, and integrated into the wider landscapes and seascapes.

### (No national target)

#### [Section I. Information on the targets being pursued at the national level

If your country has set and/or adopted national targets or equivalent commitments related to the Strategic Plan for Biodiversity 2011-2020 please use the following template to describe them. Please complete this template for each of your country's national targets. National targets entered in this section will be linked to section III so that progress in their implementation can be assessed. If your country has not set or adopted any national targets related to the Strategic Plan for Biodiversity 2011-2020 please indicate so in the first box and move to section II.]

<p><b>I. Information on the targets being pursued at the national level</b></p> <p><input type="checkbox"/> My country has adopted national biodiversity targets or equivalent commitments in line with the Strategic Plan for Biodiversity 2011-2020 and the Aichi Targets</p> <p>or</p> <p><input checked="" type="checkbox"/> My country has not adopted national biodiversity targets and is reporting progress using the Aichi Biodiversity Targets for reference. (Move to section II. In section III, the Aichi Biodiversity Targets should be used for the purpose of this report as the national targets and progress should be assessed towards their achievement in the national context.)</p>
<p><b>National Target</b> (Please use the official title, if available)</p> <p>&lt;Text entry&gt;</p>
<p><b>Rationale for the national target</b></p> <p>&lt;Text entry&gt;</p>
<p><b>Level of application</b> (Please specify the level to which the target applies):</p> <p><input type="checkbox"/> Regional/multilateral – please indicate area concerned &lt;Text entry&gt;</p> <p><input type="checkbox"/> National/federal</p> <p><input type="checkbox"/> Subnational – please indicate area concerned &lt;Text entry&gt;</p>

**Relevance of the national targets to the Aichi Biodiversity Targets** (Links between national targets and Aichi Biodiversity Targets.)

**Main related Aichi Biodiversity Targets** (Please select one or more Aichi Biodiversity Target to which the national target is wholly or partially related. Parties can select an entire target or a target component (not shown below))

- |                            |                             |                             |                             |
|----------------------------|-----------------------------|-----------------------------|-----------------------------|
| <input type="checkbox"/> 1 | <input type="checkbox"/> 6  | <input type="checkbox"/> 11 | <input type="checkbox"/> 16 |
| <input type="checkbox"/> 2 | <input type="checkbox"/> 7  | <input type="checkbox"/> 12 | <input type="checkbox"/> 17 |
| <input type="checkbox"/> 3 | <input type="checkbox"/> 8  | <input type="checkbox"/> 13 | <input type="checkbox"/> 18 |
| <input type="checkbox"/> 4 | <input type="checkbox"/> 9  | <input type="checkbox"/> 14 | <input type="checkbox"/> 19 |
| <input type="checkbox"/> 5 | <input type="checkbox"/> 10 | <input type="checkbox"/> 15 | <input type="checkbox"/> 20 |

**Other related Aichi Biodiversity Targets** (Please select one or more Aichi Biodiversity Target to which the national target is indirectly related.)

- |                            |                             |                             |                             |
|----------------------------|-----------------------------|-----------------------------|-----------------------------|
| <input type="checkbox"/> 1 | <input type="checkbox"/> 6  | <input type="checkbox"/> 11 | <input type="checkbox"/> 16 |
| <input type="checkbox"/> 2 | <input type="checkbox"/> 7  | <input type="checkbox"/> 12 | <input type="checkbox"/> 17 |
| <input type="checkbox"/> 3 | <input type="checkbox"/> 8  | <input type="checkbox"/> 13 | <input type="checkbox"/> 18 |
| <input type="checkbox"/> 4 | <input type="checkbox"/> 9  | <input type="checkbox"/> 14 | <input type="checkbox"/> 19 |
| <input type="checkbox"/> 5 | <input type="checkbox"/> 10 | <input type="checkbox"/> 15 | <input type="checkbox"/> 20 |

or

National target has no corresponding Aichi Biodiversity Target or relates to other parts of the Strategic Plan for Biodiversity – please explain

<Text entry>

**Other relevant information** (Please use this field to provide any other relevant information, such as the process of developing and adopting the national target, the stakeholders involved or the strategies and plans in which this national target has been included.)

<Text entry>

**Relevant websites, web links, and files** (Please use this field to indicate any relevant websites, web links or documents where additional information related to this national target can be found.)

<Add link> <Add file>

## **Measure 1: Extending protection to further areas (including legal protection for Natura 2000, designation of major protected areas in the last four years)**

**[Section II. Implementation measures taken, assessment of their effectiveness, associated obstacles and scientific and technical needs to achieve national targets**

Using the template below, please report on the major measures your country has taken to implement its national biodiversity strategy and action plan. Please also provide an assessment of the effectiveness of these measures. The template should be replicated for each measure reported.]



**II. Implementation measures, their effectiveness, and associated obstacles and scientific and technical needs to achieve national targets**

**Describe a measure taken to contribute to the implementation of your country's national biodiversity strategy and action plan**

Designation of two more national parks, two more biosphere reserves and three more nature parks in Germany. By April 2019, legal protection for 97.2% of Germany's Special Areas of Conservation had been secured.

**For the implementation measure, please indicate to which national or Aichi Biodiversity Target(s) it contributes**

**Aichi Target 11:**

Protected areas (terrestrial, inland water, coastal and marine)

**Assessment of the effectiveness of the implementation measure taken in achieving desired outcomes:**

- Measure taken has been effective
- Measure taken has been partially effective
- Measure taken has been ineffective
- Unknown

**Please explain the selection and where possible indicate the tools or methodology used for the assessment of effectiveness above**

Designation of the above-mentioned protected areas was carried out in accordance with the requirements of national and European nature conservation law and the associated criteria and guidelines.

**Relevant websites, web links and files** (Please use this field to indicate any relevant websites, web links or documents where additional information related to this assessment can be found).

<https://www.bfn.de/themen/gebietsschutz-grossschutzgebiete/nationalparke.html>

<https://www.bfn.de/themen/gebietsschutz-grossschutzgebiete/biosphaerenreservate.html>

<https://www.bfn.de/themen/gebietsschutz-grossschutzgebiete/naturparke.html>

<https://www.naturparke.de/aufgaben-ziele/management/qualitaetsoffensive-naturparke.html>

<http://www.europarc-deutschland.de/ueber-uns/nnl4>

**Other relevant information**, including case studies to illustrate how the measure taken has resulted in (or is expected to result in) outcomes that contribute to the implementation of the NBSAP

None

**Relevant websites, web links and files** (Please use this field to indicate any relevant websites, web links or documents where additional information can be found)

None

**Obstacles and scientific and technical needs related to the measure taken:** Please describe what obstacles have been encountered and any scientific and technical needs for addressing these, including technical and scientific cooperation, capacity development activities or the need for guidance materials.

Reconciling the interests of former users of the areas now under protection.

**Relevant websites, web links and files** (Please use this field to indicate any relevant websites, web links or documents where additional information related to these obstacles and scientific and technical needs can be found).

None

## Measure 2: Initiative for an action plan for protected areas

**[Section II. Implementation measures taken, assessment of their effectiveness, associated obstacles and scientific and technical needs to achieve national targets**

Using the template below, please report on the major measures your country has taken to implement its national biodiversity strategy and action plan. Please also provide an assessment of the effectiveness of these measures. The template should be replicated for each measure reported.]

### II. Implementation measures, their effectiveness, and associated obstacles and scientific and technical needs to achieve national targets

**Describe a measure taken to contribute to the implementation of your country's national biodiversity strategy and action plan**

The federal and Länder governments have begun to jointly develop an action plan for protected areas and are being supported in this work by a research project. The aim is to continue to develop Germany's network of protected areas to enable them to respond to current and future challenges. This includes enhancing the contribution made by protected areas to conserving and improving the status of habitats and species in Germany. The priority is to improve the quality of the protected areas. The action plan transfers the requirements of Aichi Target 11 to the German system of protected areas and implements them.

**For the implementation measure, please indicate to which national or Aichi Biodiversity Target(s) it contributes**

**Aichi Target 11:**

Protected areas (terrestrial, inland water, coastal and marine)

**Assessment of the effectiveness of the implementation measure taken in achieving desired outcomes:**

- Measure taken has been effective
- Measure taken has been partially effective
- Measure taken has been ineffective
- Unknown

**Please explain the selection and where possible indicate the tools or methodology used for the assessment of effectiveness above**

The initiative to develop an action plan for protected areas was launched and is being supported by the Länder. The process of developing the action plan for protected areas is still ongoing.

**Relevant websites, web links and files** (Please use this field to indicate any relevant websites, web links or documents where additional information related to this assessment can be found).

None

**Other relevant information**, including case studies to illustrate how the measure taken has resulted in (or is expected to result in) outcomes that contribute to the implementation of the NBSAP

None

**Relevant websites, web links and files** (Please use this field to indicate any relevant websites, web links or documents where additional information can be found)

None

**Obstacles and scientific and technical needs related to the measure taken:** Please describe what obstacles have been encountered and any scientific and technical needs for addressing these, including technical and scientific cooperation, capacity development activities or the need for guidance materials.

In addition to a number of proven improvements for endangered habitats and species in protected areas, a decline in biodiversity even within the protected areas – in the case of insects, for example – has also been observed. It is therefore imperative that the effectiveness of the protected areas be strengthened.

**Relevant websites, web links and files** (Please use this field to indicate any relevant websites, web links or documents where additional information related to these obstacles and scientific and technical needs can be found).

[https://www.bfn.de/fileadmin/BfN/natura2000/Dokumente/Die\\_Lage\\_der\\_Natur\\_in\\_Deutschland\\_neu.pdf](https://www.bfn.de/fileadmin/BfN/natura2000/Dokumente/Die_Lage_der_Natur_in_Deutschland_neu.pdf)

## Assessment of progress towards Aichi Target 11

### [Section III. Assessment of progress towards each national target

Using the template below, please assess the level of progress made towards each of your country's national targets or similar commitments. The template should be replicated for each national target. If your country has not set national targets please use the Aichi Biodiversity Targets.]

III. Assessment of progress towards each national target
<b>Target</b> Protected areas (terrestrial, inland water, coastal and marine)
<b>Category of progress towards the implementation of the selected target:</b> <input type="checkbox"/> On track to exceed target <input checked="" type="checkbox"/> On track to achieve target <input type="checkbox"/> Progress towards target but at an insufficient rate <input type="checkbox"/> No significant change <input type="checkbox"/> Moving away from target <input type="checkbox"/> Unknown
<b>Date the assessment was done:</b> September 2019
<b>Additional information</b> (Please provide information on the evidence used in the assessment of this target, drawing upon relevant information provided in section II, including obstacles in undertaking the assessment).

Nationwide, approximately 16.2% of Germany's terrestrial surface area and 44.9% of its marine surface area (including the EEZ) come under the protection of the following categories of protected area: Natura 2000 network, national parks, core area and buffer zones in biosphere reserves, nature conservation areas and natural monuments (as at: November 2017).

The following categories of protected area are not counted in this: transition zones in biosphere reserves, landscape conservation areas and nature parks. Nevertheless, these types of protected area perform important tasks: communicating the objectives of protected areas, creating acceptance, integrating the above-mentioned types of protected area into the surrounding landscape, and networking the protected areas.

**Indicators used in this assessment**

*Indicator(s) used in this assessment*

Calculation of surface area covered by terrestrial and marine protected areas, excluding overlaps

or:

No indicator used

**Please describe any other tools or means used for assessing progress**

<Text entry>

**Relevant websites, web links and files** (Please use this field to indicate any relevant websites, web links or documents where additional information related to this assessment can be found).

<Add link> <Add file>

**Level of confidence of the above assessment**

- Based on comprehensive evidence
- Based on partial evidence
- Based on limited evidence

**Please provide an explanation for the level of confidence indicated above.**

The figures on the size of the protected areas are recorded and calculated centrally by the Federal Agency for Nature Conservation (BfN).

**Adequacy of monitoring information to support assessment**

- Monitoring related to this target is adequate
- Monitoring related to this target is partial (e.g. only covering part of the area or issue)
- No monitoring system in place
- Monitoring is not needed

**Please describe how the target is monitored and indicate whether there is a monitoring system in place**

All data on new protected areas in the various categories are reported annually to the Federal Agency for Nature Conservation.

**Relevant websites, web links and files** (Please use this field to indicate any relevant websites, web links or documents where additional information related to the monitoring system can be found)

None

## National contribution to the achievement of Aichi Target 11

### [Section IV. Description of the national contribution to the achievement of each global Aichi Biodiversity Target

Using the template below, please describe your country's contribution towards the achievement of each global Aichi Biodiversity Target. This template should be replicated for each of the Aichi Biodiversity Targets.

For Parties whose national targets are identical to the Aichi Biodiversity Targets, some of this information may be captured in sections II and III above. Please provide additional descriptions of your country's national contribution to the achievement of each global Aichi Biodiversity Target.]

<b>IV. Description of national contribution to the achievement of each Aichi Biodiversity Target</b>
<b>Aichi Biodiversity Target 11</b> Protected areas (terrestrial, inland water, coastal and marine)
<b>Please describe how and to what extent your country has contributed to the achievement of this Aichi Biodiversity Target and summarize the evidence used to support this description:</b> Nationwide, approximately 16.2% of Germany's terrestrial surface area and 44.9% of its marine surface area are of special importance for biodiversity and ecosystem services and are safeguarded by being within protected areas. The areas consist of national parks, core areas and buffer zones in biosphere reserves, nature conservation areas, national natural monuments and sites within the Natura 2000 network. In addition to expanding the network of protected areas, improving the quality of the protected areas is also important for the continued implementation of Aichi Target 11.
<b>Please describe other activities contributing to the achievement of the Aichi Biodiversity Target at the global level (optional)</b> <Text entry>
<b>Based on the description of your country's contributions to the achievement of the Aichi Biodiversity Targets, please describe how and to what extent these contributions support the implementation of the 2030 Agenda for Sustainable Development and the Sustainable Development Goals:</b> The activities described also contribute to implementation of SDG 14.

## Aichi Target 12

### Extinction of species prevented

By 2020 the extinction of known threatened species has been prevented and their conservation status, particularly of those most in decline, has been improved and sustained.

## National Target 21

By 2010 the decline in the diversity of wild species that exists today has been halted. After that, the trend is reversed, leading to greater diversity of domestic species over large areas.

### [Section I. Information on the targets being pursued at the national level

If your country has set and/or adopted national targets or equivalent commitments related to the Strategic Plan for Biodiversity 2011-2020 please use the following template to describe them. Please complete this template for each of your country's national targets. National targets entered in this section will be linked to section III so that progress in their implementation can be assessed. If your country has not set or adopted any national targets related to the Strategic Plan for Biodiversity 2011-2020 please indicate so in the first box and move to section II.]

#### I. Information on the targets being pursued at the national level

My country has adopted national biodiversity targets or equivalent commitments in line with the Strategic Plan for Biodiversity 2011-2020 and the Aichi Targets

or

My country has not adopted national biodiversity targets and is reporting progress using the Aichi Biodiversity Targets for reference. (Move to section II. In section III, the Aichi Biodiversity Targets should be used for the purpose of this report as the national targets and progress should be assessed towards their achievement in the national context.)

#### National Target 21 (Please use the official title, if available)

By 2010 the decline in the diversity of wild species that exists today has been halted. After that, the trend is reversed, leading to greater diversity of domestic species over large areas.

#### Rationale for the national target

Human activities (e.g. intensification of land use, changes in use, fragmentation, surface sealing, and chemical inputs) have impaired species diversity in recent decades. Numerous species of fauna and flora are now endangered due to population decline, and a number of species are already extinct at regional or national level. Germany is home to around 3,000 native species of ferns and flowering plants, of which 943 species, or 28.4%, are classified as being endangered, which comprises a number of categories. A total of 118 species, or 3.9%, are critically endangered. Around 48,000 species of animal have been recorded in Germany. The conservation status of 16,000 of these was assessed in the 1998 Red Lists. Of these, around 40% were classified as endangered and 3% as extinct or no further sightings.

**Level of application** (Please specify the level to which the target applies):

- Regional/multilateral – please indicate area concerned <Text entry>  
 National/federal  
 Subnational – please indicate area concerned <Text entry>

**Relevance of the national targets to the Aichi Biodiversity Targets** (Links between national targets and Aichi Biodiversity Targets.)

**Main related Aichi Biodiversity Targets** (Please select one or more Aichi Biodiversity Target to which the national target is wholly or partially related. Parties can select an entire target or a target component (not shown below))

- 1  6  11  16  
 2  7  12  17  
 3  8  13  18  
 4  9  14  19  
 5  10  15  20

**Other related Aichi Biodiversity Targets** (Please select one or more Aichi Biodiversity Target to which the national target is indirectly related.)

- 1  6  11  16  
 2  7  12  17  
 3  8  13  18  
 4  9  14  19  
 5  10  15  20

or

- National target has no corresponding Aichi Biodiversity Target or relates to other parts of the Strategic Plan for Biodiversity – please explain

<Text entry>

**Other relevant information** (Please use this field to provide any other relevant information, such as the process of developing and adopting the national target, the stakeholders involved or the strategies and plans in which this national target has been included.)

The national targets described in the National Report are set out in the National Strategy on Biological Diversity. The strategy formulates a concrete vision for the future, and specifies quality targets and action objectives for all biodiversity-related topics. The National Strategy contains a large number of targets (> 300), the most important of which have been selected for the National Report. In the overall strategy, equal consideration is given to environmental, economic and social aspects, in keeping with the guiding principle of sustainability.

Government cannot simply dictate sustainable development. The players in industry and society must make this topic their own if the strategy is to be successfully implemented, and its targets met. With this in mind, experts were consulted at a very early stage in the process.

[https://www.bmu.de/fileadmin/Daten\\_BMU/Pool/Broschueren/nationale\\_strategie\\_biologische\\_vielfalt\\_2015\\_bf.pdf](https://www.bmu.de/fileadmin/Daten_BMU/Pool/Broschueren/nationale_strategie_biologische_vielfalt_2015_bf.pdf)

## Measure 1: Implementation of statutory provisions on species conservation

[Section II. Implementation measures taken, assessment of their effectiveness, associated obstacles and scientific and technical needs to achieve national targets

Using the template below, please report on the major measures your country has taken to implement its national biodiversity strategy and action plan. Please also provide an assessment of the effectiveness of these measures. The template should be replicated for each measure reported.]

<b>II. Implementation measures, their effectiveness, and associated obstacles and scientific and technical needs to achieve national targets</b>
<b>Describe a measure taken to contribute to the implementation of your country's national biodiversity strategy and action plan</b> <p>The Federal Nature Conservation Act secures statutory protection for animal and plant species at risk due to human access to them. This involves bans on removing from the wild, adversely affecting and trading in these species.</p>
<b>For the implementation measure, please indicate to which national or Aichi Biodiversity Target(s) it contributes</b> <p><b>National Target 21:</b> By 2010 the decline in the diversity of wild species that exists today has been halted. After that, the trend is reversed, leading to greater diversity of domestic species over large areas.</p> <p><b>AICHI Target 12:</b> Extinction of species prevented</p>
<b>Assessment of the effectiveness of the implementation measure taken in achieving desired outcomes:</b> <p><input checked="" type="checkbox"/> Measure taken has been effective <input type="checkbox"/> Measure taken has been partially effective <input type="checkbox"/> Measure taken has been ineffective <input type="checkbox"/> Unknown</p> <p><b>Please explain the selection and where possible indicate the tools or methodology used for the assessment of effectiveness above</b> &lt;Text entry&gt;</p> <p><b>Relevant websites, web links and files</b> (Please use this field to indicate any relevant websites, web links or documents where additional information related to this assessment can be found). &lt;Text entry&gt;</p>
<b>Other relevant information</b> , including case studies to illustrate how the measure taken has resulted in (or is expected to result in) outcomes that contribute to the implementation of the NBSAP <Text entry>
<b>Relevant websites, web links and files</b> (Please use this field to indicate any relevant websites, web links or documents where additional information can be found) <Add link> <Add file>



**Obstacles and scientific and technical needs related to the measure taken:** Please describe what obstacles have been encountered and any scientific and technical needs for addressing these, including technical and scientific cooperation, capacity development activities or the need for guidance materials.

<Text entry>

**Relevant websites, web links and files** (Please use this field to indicate any relevant websites, web links or documents where additional information related to these obstacles and scientific and technical needs can be found).

<Add link> <Add file>

## Measure 2: Measures from funding programmes (Federal Biodiversity Programme, chance.natur, Research on Implementation of the National Biodiversity Strategy )

**[Section II. Implementation measures taken, assessment of their effectiveness, associated obstacles and scientific and technical needs to achieve national targets**

Using the template below, please report on the major measures your country has taken to implement its national biodiversity strategy and action plan. Please also provide an assessment of the effectiveness of these measures. The template should be replicated for each measure reported.]

### II. Implementation measures, their effectiveness, and associated obstacles and scientific and technical needs to achieve national targets

**Describe a measure taken to contribute to the implementation of your country's national biodiversity strategy and action plan**

Development and implementation of measures to protect the European wildcat (*Felis silvestris silvestris*) in several German Länder (title: Wildkatzensprung).

#### Lower Havel Lowlands II

Large, near-natural river lowlands (wetland meadows, oxbow lakes) on both sides of the River Havel with prolonged flooding. This area, large parts of which have been designated as a Wetland of International Importance (RAMSAR site) and Natura 2000 area, is an important breeding biotope for numerous meadow and water birds (such as ruff, black-tailed godwit, bittern, red-necked grebe and black tern). It is also one of the most important rest sites in Central Europe for cranes, geese, swans and ducks. Beaver, otter, fire-bellied toad and nine bat species are among the other nationally Red-Listed vertebrates found in the area. Major threats result from the current development status of the Havel, reservoirs, melioration, and nutrient inputs.

#### Baar II 2018-2028

This area, 4,690 hectares in size, includes 1,838 hectares of open country with a significant portion of low peatlands and transition mires and fens, as well as wet and damp grasslands. There are also 2,852 hectares of forest land with species-rich oak-hornbeam forests, thermophilic calcareous beech forests, sparse heath-pine forests and valuable orchid populations in mixed fir forests. This area, which is made up of 17 individual sub-areas, connects the habitats of the Black Forest, Schwäbische Alb and Alpine foothills regions to each other together and to Switzerland - Baar and Baaralb, is a nationally and internationally important hub for the system of interlinked biotopes.

### **Allgäuer Moorallianz (Allgäu Wetland Alliance) II**

The peat bog and litter meadow landscapes in this project count among the richest peatland areas in Germany. The site includes several nationally important raised bog cores, some very well preserved, which for the most part have their original, complete zonation. The peatlands in the Kempter Wald are the largest contiguous peatland area in the Allgäu and, because they are extensively wooded with mountain pine, must be categorised as nationally important. Unusual features in the region include fens of *Pinus mugo rotundata* (Spirkenmoore) and peatland pasture commons. The peatlands in Allgäu have more glacial remains and more of the threatened or severely endangered species *Betula humilis* (birch), dwarf birch, creeping sedge, Davall's sedge, slender cottongrass and myrtle-leaved willow than anywhere else in Germany.

### **Grünes Band (Green Belt) Rodachtal – Lange Berge – Steinachtal II**

In addition to a section of the Green Belt some 126 km long in the area of the Hildburghausen and Sonneberg administrative districts in Thuringia and Coburg and Kronach in Bavaria, the area also includes adjacent areas with nationally important sites. The range of habitats include calcareous semi-arid grassland, arid shrubland, dwarf shrub heathland, transitional peatland, watercourses with riverine forests, wetland meadows, dystrophic water bodies, beech forests and oak-hornbeam forests. The primary aim of the project is to create a network of biotopes linking valuable habitats, with the Green Belt fulfilling a key function as the connecting "backbone". Large forests, valuable cultivated landscape biotopes and watercourses will be connected to it through functionally appropriate stepping stones and corridors.

### **Vogelsberg II**

This area includes the uplands of the Vogelsberg, a mountain range located in the High Vogelsberg Nature Park. Biotope types of national importance include montane meadows, the beech and alder forests of what is known as the high forest, and the numerous springs and headwaters of watercourses. Small areas of the following important habitat types are also found: *Nardus* grasslands, lowland hay meadows, a raised bog, heaths and basalt formations.

### **Natürlich Hamburg! I**

Hamburg is one of the largest densely-populated urban areas in Germany; it is interspersed with a Green Network (Grünes Netz) covering more than half of the city and offering habitat for numerous plant and animal species. The Network provides many ecosystem services, including improving the public's quality of life and offering a home to endangered species. The project is intended to safeguard the portions of nature and landscape in the urban landscape which are worthy of protection over the long term and develop them into an example of diverse urban green infrastructure. The primary objective is to enhance the function of parks and green spaces as biotopes, bearing in mind their function of providing recreation and nature-based experiences, as well as to increase the ecosystem services of the nature conservation areas. Information about the project is provided to raise residents' awareness of the value of biodiversity and increase the public's involvement in promoting urban nature close to home.

### **Western Pomeranian Forest Landscape II**

Species-rich near-natural deciduous and mixed forests forming a small-scale mosaic with grassland locations, surrounded by extensive fields. The low density of population and infrastructure guarantees that there is a place where species that are sensitive to disturbance can retreat. The project's nature conservation objectives are to protect the breeding forests of the lesser spotted eagle (*Aquila pomarina*) in the project area, implement guidelines for management and development of forest land in protected nesting areas, protect the feeding habitats of the lesser spotted eagle in accordance with its requirements, including outside of protected nesting areas, and develop the core area in a way that goes beyond special species protection.

### **Senne and Teutoburg Forest II**

This area is characterized by the nationally very important indigenous forest biotypes of the Westphalian Lowland. It also includes acidophilous mixed beech and oak forests. The remaining heath complexes with heathland ponds and vernal pools, as well as the dry and damp heaths typical of the area, are considered

equally valuable. Threatened species include nightjar, woodlark, black stork, moor frog, natterjack toad and alcon blue.

### **Natural and cultivated landscape between Siebengebirge and Sieg II**

The sites in the Siebengebirge region feature very high biodiversity due to geologic and climatic conditions. Some 730 plant species occur on 4,800 hectares in the Siebengebirge alone. The project region is characterised by deciduous forests (woodrush-beech, woodruff-beech and orchid-beech forests, as well as stitchwort and bedstraw-oak-hornbeam forests, ravine forests, alluvial forests, bog woodland and marsh forests) which are typical of the Siebengebirge and the Leuscheid and nationally representative, with the index species black stork, orchard meadows that have been cultivated in the Pleiser Hügelland over the centuries and are home to breeding populations of the little owl, and large rocky cliff biotopes as the northern limit of nationally endangered species such as the common wall lizard. Near-natural watercourses and forest springs also complement the outstanding natural resources in the core areas, which are to be expanded to the urban area of Bonn.

### **Upper Ahr-Hocheifel II**

The purpose of the project is to protect a system of still mostly intact natural to near-natural watercourses with excellent water quality and dynamics, having water meadows stretching several hundred kilometres. In addition to developing an interlinked system of meadows along rivers and streams, the plan is to protect large, still mostly unfragmented forest habitats extending more than 100 square kilometres over the upland part of the project site, including the valley slopes, which are of national importance as territory for index species such as the black stork, wildcat, and hazel grouse.

### **Bienwald II**

This site includes parts of the Bruchbach, Otterbach and Lauter lowlands, as well as the Bienwald forest. Some of the watercourses are still near-natural with various forms of moist and wet meadows in the lowlands. It is noteworthy that over 40 dragonfly species, some critically endangered, are to be found at the site. The Bienwald forest is the largest area of old-growth humid forest in south-western Germany and includes near-natural oak-hornbeam, stream-ash-alder, swamp and marsh forests.

### **Ribbons of life (Bänder des Lebens) in Hunsrück I**

The focus of this major nature conservation project is the development of a large system of interlinked biotopes based on geographic and functional interlinking of the Hunsrück natural and forest landscape with the diverse landscape elements of the cultivated landscape in the project-related planning area or funding area. The aim is for the interlinked system to guarantee optimum habitats over the long term for numerous animal and plant species. The planned use-oriented approach to conservation of the cultural landscape, i.e. linking the target biotypes and types of use that are the focus of the project to specific products such as firewood, mountain meadow hay, honey and beef – known as co-products – is intended to promote acceptance among stakeholders in the agriculture and forestry sectors, thereby ensuring sustainable success for the project. The people cultivating and using the land will be explicitly integrated into the concept. The priority project goals are to restore, safeguard and develop forest and peatland biotopes and anthropogenically influenced habitats such as old mines and mining waste tips, as well as to develop the natural dynamics of forested streamside water meadows and to renaturalise, optimise and ensure the long-term protection of water meadows, herb meadows and orchard meadows.

### **New shepherds' paths in the Palatinate Forest I**

The project's model for the seven funding areas pursues several major objectives: conserving and developing open-country biotope complexes in the Palatinate Forest and combining them into an interlinked system, promoting the diversity of the associated rare species and communities, connecting open and semi-open land by acquiring additional land and creating a continuous system of paths for shepherds which can be used by sheep farms and their flocks. Major objectives of the project are the conservation and development of moist and wet meadows as well as meadows and pastures in moderately wet locations; the development of

interconnected grassland sections running along watercourses; the optimisation and long-term protection of orchard meadows, including the promotion of heritage fruit varieties; the conservation of extensively used arable land; and the revitalisation of semi-arid grasslands and fallow vineyards and dry-stone walls as habitat for species such as the common wall lizard.

### **Industrial Culture Landscape North II**

The site contains a mosaic of landscape structures typical of a former coal mining and steelmaking region, with derelict industrial sites, pit tips and tailing ponds and the water features and land use forms found in such regions. The four landscape zones in the core area are representative of the different types of landscape and use – and hence of the range of characteristic habitats – in a former industrial region, and are unique in making up a complete suite of such habitats in such a relatively small area.

### **Hohe Schrecke II**

Hohe Schrecke is a virtually unfragmented forest area. After centuries of extensive farming and 50 years as a restricted military area, richly structured forest habitats with a large proportion of old wood have developed and been preserved there. Large parts of the forest correspond to the potential natural vegetation typical of Central Europe, particularly acidophilous beech forest, and have an outstanding inventory of species typical of this habitat.

**For the implementation measure, please indicate to which national or Aichi Biodiversity Target(s) it contributes**

#### **National Target 21:**

By 2010 the decline in the diversity of wild species that exists today has been halted. After that, the trend is reversed, leading to greater diversity of domestic species over large areas.

#### **AICHI Target 12:**

Extinction of species prevented

**Assessment of the effectiveness of the implementation measure taken in achieving desired outcomes:**

- Measure taken has been effective
- Measure taken has been partially effective
- Measure taken has been ineffective
- Unknown

**Please explain the selection and where possible indicate the tools or methodology used for the assessment of effectiveness above**

Measures that are particularly important for fulfilling the requirements of the European wildcat and therefore providing effective protection for it are being implemented.

**Relevant websites, web links and files** (Please use this field to indicate any relevant websites, web links or documents where additional information related to this assessment can be found).

<https://biologischevielfalt.bfn.de/bundesprogramm/projekte/projektbeschreibungen/wildkatzensprung.html>

<https://www.bund.net/tiere-pflanzen/wildkatze/projekt-wildkatzensprung/>

**Other relevant information**, including case studies to illustrate how the measure taken has resulted in (or is expected to result in) outcomes that contribute to the implementation of the NBSAP

<Text entry>

**Relevant websites, web links and files** (Please use this field to indicate any relevant websites, web links or documents where additional information can be found)

<Add link> <Add file>

**Obstacles and scientific and technical needs related to the measure taken:** Please describe what obstacles have been encountered and any scientific and technical needs for addressing these, including technical and scientific cooperation, capacity development activities or the need for guidance materials.

<Text entry>

**Relevant websites, web links and files** (Please use this field to indicate any relevant websites, web links or documents where additional information related to these obstacles and scientific and technical needs can be found).

<Add link> <Add file>

## Assessment of progress towards National Target 21

### [Section III. Assessment of progress towards each national target

Using the template below, please assess the level of progress made towards each of your country's national targets or similar commitments. The template should be replicated for each national target. If your country has not set national targets please use the Aichi Biodiversity Targets.]

### III. Assessment of progress towards each national target

#### Target

By 2010 the decline in the diversity of wild species that exists today has been halted. After that, the trend is reversed, leading to greater diversity of domestic species over large areas.

#### Category of progress towards the implementation of the selected target:

- On track to exceed target
- On track to achieve target
- Progress towards target but at an insufficient rate
- No significant change
- Moving away from target
- Unknown

#### Date the assessment was done:

2015

2017 for measure 2

**Additional information** (Please provide information on the evidence used in the assessment of this target, drawing upon relevant information provided in section II, including obstacles in undertaking the assessment).

The extent of species decline in Germany remains dramatic. There have been some successes such as under measure 2 No. II, but an enormous amount of work remains to be done. It should be noted that the Federal

Biodiversity Programme, under which the above programme was conducted, did not start until 2011, even though the target relates to 2010.

## Indicators used in this assessment

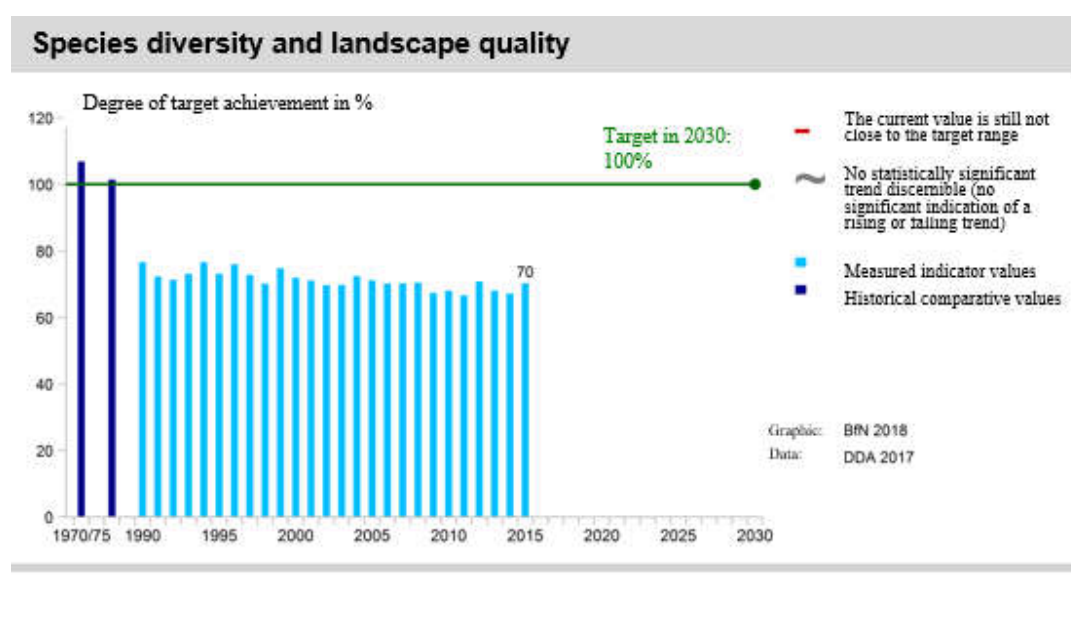
### *Indicator(s) used in this assessment*

The species diversity and landscape quality indicator of the National Strategy on Biological Diversity

This indicator provides information on trends in species diversity, landscape quality and the sustainability of land use. It combines information about national populations of selected representative bird species from the most important landscape and habitat types in Germany into a simple figure.

Calculation of the indicator is based on the trend for the populations of the 51 bird species that currently represent the main landscape and habitat types in Germany (sub-indicators on farmland, forests, settlements, inland waters, and coastal and marine areas). A sub-indicator for the Alps has been temporarily suspended because the underlying data was recently found to be unreliable. For the sub-indicators, 10 – 11 for forests – representative bird species were selected as indicator species in conjunction with the state-run ornithological stations of the Länder and the Federation of German Avifaunists (Dachverband Deutscher Avifaunisten, DDA). Based on data from bird monitoring programmes – including censuses of breeding pairs in observation plots throughout Germany – the DDA works with the Federal Office for Nature Conservation (BfN) to calculate the nationwide population of each species every year. It is assessed in relation to the species-specific target value. The result is an annual level of target achievement (stated as a percentage). The Common Breeding Bird Survey (MHB), which began in 2004 and is geographically representative and statistically reliable, is now included when calculating the indicator. Some 1,500 observation plots were covered in 2015.

The arithmetic mean of the target achievement levels for each sub-indicator is calculated for all 10 or 11 of the selected bird species. Those means allow conclusions to be reached about the condition of the main habitats and landscape types. The overall indicator is calculated from a weighted total of the sub-indicators. The weighting is based on the ratio of the surface area of individual main habitat or landscape type to the surface area of Germany. The data series for this has been retrospectively recalculated. The data underlying the suspended Alps sub-indicator will be improved by increasing the number of observation plots. The historical values have been reconstructed for 1970 and 1975. The values for some bird species in the inland water and coastal and marine habitats have been extrapolated for certain years.



<p>or:</p> <p><input type="checkbox"/> No indicator used</p>
<p><b>Please describe any other tools or means used for assessing progress</b></p> <p>&lt;Text entry&gt;</p>
<p><b>Relevant websites, web links and files</b> (Please use this field to indicate any relevant websites, web links or documents where additional information related to this assessment can be found).</p> <p><a href="http://www.bmu.de">www.bmu.de</a></p> <p><a href="http://www.wildbienen.info/downloads/rote_liste_bienen_fassung_5.pdf">http://www.wildbienen.info/downloads/rote_liste_bienen_fassung_5.pdf</a></p> <p><a href="http://www.spiegel.de/spiegel/artensterben-in-deutschland-als-gaebe-es-kein-morgen-a-1168740.html">http://www.spiegel.de/spiegel/artensterben-in-deutschland-als-gaebe-es-kein-morgen-a-1168740.html</a></p>
<p><b>Level of confidence of the above assessment</b></p> <p><input checked="" type="checkbox"/> Based on comprehensive evidence</p> <p><input type="checkbox"/> Based on partial evidence</p> <p><input type="checkbox"/> Based on limited evidence</p>
<p><b>Please provide an explanation for the level of confidence indicated above.</b></p> <p>Scientifically-based survey in time series since 1990 for the indicator</p> <p>Various scientific studies and publications, such as the Red Lists, which are lists of animal, plant and fungi species, plant communities, biotope types and biotope complexes classified as extinct, regionally extinct and endangered. Red Lists are scientific assessments that describe the threat status for a specific reference period. They assess the threat using populations and the population trend.</p>
<p><b>Adequacy of monitoring information to support assessment</b></p> <p><input checked="" type="checkbox"/> Monitoring related to this target is adequate</p> <p><input type="checkbox"/> Monitoring related to this target is partial (e.g. only covering part of the area or issue)</p> <p><input type="checkbox"/> No monitoring system in place</p> <p><input type="checkbox"/> Monitoring is not needed</p>
<p><b>Please describe how the target is monitored and indicate whether there is a monitoring system in place</b></p> <p>See scientific surveys or publications above.</p> <p><b>Relevant websites, web links and files</b> (Please use this field to indicate any relevant websites, web links or documents where additional information related to the monitoring system can be found)</p> <p><a href="http://www.bmu.de">www.bmu.de</a></p>

## National contribution to the achievement of Aichi Target 12

### [Section IV. Description of the national contribution to the achievement of each global Aichi Biodiversity Target

Using the template below, please describe your country's contribution towards the achievement of each global Aichi Biodiversity Target. This template should be replicated for each of the Aichi Biodiversity Targets.

For Parties whose national targets are identical to the Aichi Biodiversity Targets, some of this information may be captured in sections II and III above. Please provide additional descriptions of your country's national contribution to the achievement of each global Aichi Biodiversity Target.]

<b>IV. Description of national contribution to the achievement of each Aichi Biodiversity Target</b>
<b>Aichi Biodiversity Target 12</b> Extinction of species prevented
<b>Please describe how and to what extent your country has contributed to the achievement of this Aichi Biodiversity Target and summarize the evidence used to support this description:</b> <a href="#">See National Target 21 (section I) and its measures (section II)</a>
<b>Please describe other activities contributing to the achievement of the Aichi Biodiversity Target at the global level (optional)</b> <Text entry>
<b>Based on the description of your country's contributions to the achievement of the Aichi Biodiversity Targets, please describe how and to what extent these contributions support the implementation of the 2030 Agenda for Sustainable Development and the Sustainable Development Goals:</b> <Text entry>



## Aichi Target 13

### Genetic diversity

**By 2020, the genetic diversity of cultivated plants and farmed and domesticated animals and of wild relatives, including other species of high socio-economic and cultural value, is maintained, and strategies have been developed and implemented for minimizing genetic erosion and safeguarding their genetic diversity.**

## National Target 22

**Regionally adapted crop varieties threatened by genetic erosion, so-called farm varieties and landraces, and endangered livestock species have been safeguarded by in-situ or on-farm and ex-situ conservation.**

### [Section I. Information on the targets being pursued at the national level

If your country has set and/or adopted national targets or equivalent commitments related to the Strategic Plan for Biodiversity 2011-2020 please use the following template to describe them. Please complete this template for each of your country's national targets. National targets entered in this section will be linked to section III so that progress in their implementation can be assessed. If your country has not set or adopted any national targets related to the Strategic Plan for Biodiversity 2011-2020 please indicate so in the first box and move to section II.]

#### I. Information on the targets being pursued at the national level

My country has adopted national biodiversity targets or equivalent commitments in line with the Strategic Plan for Biodiversity 2011-2020 and the Aichi Targets

or

My country has not adopted national biodiversity targets and is reporting progress using the Aichi Biodiversity Targets for reference. (Move to section II. In section III, the Aichi Biodiversity Targets should be used for the purpose of this report as the national targets and progress should be assessed towards their achievement in the national context.)

**National Target 22** (Please use the official title, if available)

Regionally adapted crop varieties threatened by genetic erosion, so-called farmyard and field varieties, and endangered livestock species have been safeguarded by in-situ or on-farm and ex-situ conservation.

**Rationale for the national target**

The genetic depletion of wild species may lead to the extinction of selected populations and species. Gene crossing with related species or other sub-populations may lead to the loss of species features and impair the ability to adapt to regional conditions.

The specialisation and rationalisation of agriculture prompted by economic conditions has led to a reduction in the number of crop species and traditional varieties, known as single-farm cultivars and regional cultivars, currently under cultivation, as well as the number of livestock breeds being kept. In the Red List of endangered livestock breeds, 54 out of 77 breeds in Germany are classified as endangered and a further 13 as severely endangered. The loss of diversity among crops and livestock breeds leads to the depletion of cultivated landscapes which have evolved over the course of history, culminating in the loss of an indispensable genetic potential for breeding purposes.

Conservation may be practised in special collections (ex-situ) or – particularly in the case of wild breeds – under natural conditions (in-situ). Growing significance is also attached to on-farm conservation.

**Level of application** (Please specify the level to which the target applies):

- Regional/multilateral – please indicate area concerned <Text entry>  
 National/federal  
 Subnational – please indicate area concerned <Text entry>

**Relevance of the national targets to the Aichi Biodiversity Targets** (Links between national targets and Aichi Biodiversity Targets.)

**Main related Aichi Biodiversity Targets** (Please select one or more Aichi Biodiversity Target to which the national target is wholly or partially related. Parties can select an entire target or a target component (not shown below))

- |                            |                             |  |                             |
|----------------------------|-----------------------------|--|-----------------------------|
| <input type="checkbox"/> 1 | <input type="checkbox"/> 6  | <input type="checkbox"/> 11            | <input type="checkbox"/> 16 |
| <input type="checkbox"/> 2 | <input type="checkbox"/> 7  | <input type="checkbox"/> 12            | <input type="checkbox"/> 17 |
| <input type="checkbox"/> 3 | <input type="checkbox"/> 8  | <input checked="" type="checkbox"/> 13 | <input type="checkbox"/> 18 |
| <input type="checkbox"/> 4 | <input type="checkbox"/> 9  | <input type="checkbox"/> 14            | <input type="checkbox"/> 19 |
| <input type="checkbox"/> 5 | <input type="checkbox"/> 10 | <input type="checkbox"/> 15            | <input type="checkbox"/> 20 |

**Other related Aichi Biodiversity Targets** (Please select one or more Aichi Biodiversity Target to which the national target is indirectly related.)

- |                                       |                             |                             |  |
|---------------------------------------|-----------------------------|-----------------------------|--|
| <input checked="" type="checkbox"/> 1 | <input type="checkbox"/> 6  | <input type="checkbox"/> 11 | <input checked="" type="checkbox"/> 16 |
| <input checked="" type="checkbox"/> 2 | <input type="checkbox"/> 7  | <input type="checkbox"/> 12 | <input type="checkbox"/> 17            |
| <input type="checkbox"/> 3            | <input type="checkbox"/> 8  | <input type="checkbox"/> 13 | <input type="checkbox"/> 18            |
| <input type="checkbox"/> 4            | <input type="checkbox"/> 9  | <input type="checkbox"/> 14 | <input type="checkbox"/> 19            |
| <input type="checkbox"/> 5            | <input type="checkbox"/> 10 | <input type="checkbox"/> 15 | <input type="checkbox"/> 20            |

or

National target has no corresponding Aichi Biodiversity Target or relates to other parts of the Strategic Plan for Biodiversity – please explain

<Text entry>

**Other relevant information** (Please use this field to provide any other relevant information, such as the process of developing and adopting the national target, the stakeholders involved or the strategies and plans in which this national target has been included.)

The national targets described in the National Report are set out in the National Strategy on Biological Diversity. The strategy formulates a concrete vision for the future, and specifies quality targets and action objectives for all biodiversity-related topics. The National Strategy contains a large number of targets (> 300), the most important of which have been selected for the National Report. In the overall strategy, equal consideration is given to environmental, economic and social aspects, in keeping with the guiding principle of sustainability.

Government cannot simply dictate sustainable development. The players in industry and society must make this topic their own if the strategy is to be successfully implemented and its targets met. With this in mind, experts were consulted at a very early stage in the process.

**Relevant websites, web links, and files** (Please use this field to indicate any relevant websites, web links or documents where additional information related to this national target can be found.)

[https://www.bmu.de/fileadmin/Daten\\_BMU/Pool/Broschueren/nationale\\_strategie\\_biologische\\_vielfalt\\_2015\\_bf.pdf](https://www.bmu.de/fileadmin/Daten_BMU/Pool/Broschueren/nationale_strategie_biologische_vielfalt_2015_bf.pdf)

## Measure 1: Implementation of the agro-biodiversity strategy with implementation of the national sectoral programmes for plant and animal genetic resources

### [Section II. Implementation measures taken, assessment of their effectiveness, associated obstacles and scientific and technical needs to achieve national targets

Using the template below, please report on the major measures your country has taken to implement its national biodiversity strategy and action plan. Please also provide an assessment of the effectiveness of these measures. The template should be replicated for each measure reported.]

#### II. Implementation measures, their effectiveness, and associated obstacles and scientific and technical needs to achieve national targets

Describe a measure taken to contribute to the implementation of your country's national biodiversity strategy and action plan

The Federal Ministry of Food and Agriculture (BMEL) has developed national sectoral programmes to implement the agro-biodiversity strategy. The Federal Institute for Agriculture and Food (BLE) maintains a specialist department, the Information and Coordination Centre for Biological Diversity (IBV), which supports implementation of all sector-specific programmes. The National Sectoral Programme for the Conservation and Sustainable Use of Plant Genetic Resources from Agricultural and Horticultural Crops has existed since 2002. The programme focuses on ex-situ conservation in gene banks, on-farm management to ensure the conservation of native crops, the creation of genetic conservation areas for priority crop wild relatives, promoting the use of plant genetic resources in breeding and research, documentation and information. It was updated in 2012 and is currently being revised again. The National Sectoral Programme for the Conservation and Sustainable Use of Animal Genetic Resources in Germany was approved by the

conference of federal and Länder agriculture ministers in 2003. Key areas of the programme are documentation and risk assessment, on-farm and ex-situ conservation, research funding, and expanding capacity. This National Sectoral Programme is also being revised.

**For the implementation measure, please indicate to which national or Aichi Biodiversity Target(s) it contributes**

**National Target 22:**

Regionally adapted crop varieties threatened by genetic erosion, so-called farm varieties and landraces, and endangered livestock species have been safeguarded by in-situ or on-farm and ex-situ conservation.

**AICHI Target 13:**

Genetic diversity

**Assessment of the effectiveness of the implementation measure taken in achieving desired outcomes:**

- Measure taken has been effective
- Measure taken has been partially effective
- Measure taken has been ineffective
- Unknown

**Please explain the selection and where possible indicate the tools or methodology used for the assessment of effectiveness above**

Good progress has been made in ex-situ conservation by developing multiple specific gene bank networks. In-situ conservation measures for plant genetic resources are being taken for some species and/or regions by developing the network of genetic conservation areas in Germany. The network was officially created in 2019 and is being further expanded at this time. The Conservation Varieties Regulation has contributed to an increase in the genetic diversity of on-farm plant genetic resources. On-farm conservation is very important for animal genetic resources. It is primarily supported by the payment of premiums for rearing local breeds in danger of being lost to farming based on the EAFRD Regulation and the GAK framework plan. EU and national zootechnical legislation is also important for the conservation and sustainable use of animal genetic resources.

**Relevant websites, web links and files** (Please use this field to indicate any relevant websites, web links or documents where additional information related to this assessment can be found).

[www.genres.de](http://www.genres.de)

**Other relevant information**, including case studies to illustrate how the measure taken has resulted in (or is expected to result in) outcomes that contribute to the implementation of the NBSAP

<Text entry>

**Relevant websites, web links and files** (Please use this field to indicate any relevant websites, web links or documents where additional information can be found)

<Add link> <Add file>

**Obstacles and scientific and technical needs related to the measure taken:** Please describe what obstacles have been encountered and any scientific and technical needs for addressing these, including technical and scientific cooperation, capacity development activities or the need for guidance materials.

The inventories of threatened crop varieties and wild relatives are not yet complete. Financial and human resources will be needed to complete inventories and, in particular, to step up in-situ conservation measures and the necessary cooperative efforts, including enhanced cooperation between departments responsible for

agriculture and nature conservation. Measures related to animal genetic resources have been successful but still in need of further development.

**Relevant websites, web links and files** (Please use this field to indicate any relevant websites, web links or documents where additional information related to these obstacles and scientific and technical needs can be found).

<Add link> <Add file>

## Assessment of progress towards National Target 22

### [Section III. Assessment of progress towards each national target

Using the template below, please assess the level of progress made towards each of your country's national targets or similar commitments. The template should be replicated for each national target. If your country has not set national targets please use the Aichi Biodiversity Targets.]

<b>III. Assessment of progress towards each national target</b>
<b>Target</b> Regionally adapted crop varieties threatened by genetic erosion, so-called farmyard and field varieties, and endangered livestock species have been safeguarded by in-situ or on-farm and ex-situ conservation.
<b>Category of progress towards the implementation of the selected target:</b> <input type="checkbox"/> On track to exceed target <input checked="" type="checkbox"/> On track to achieve target <input type="checkbox"/> Progress towards target but at an insufficient rate <input type="checkbox"/> No significant change <input type="checkbox"/> Moving away from target <input type="checkbox"/> Unknown
<b>Date the assessment was done:</b> 2019
<b>Additional information</b> (Please provide information on the evidence used in the assessment of this target, drawing upon relevant information provided in section II, including obstacles in undertaking the assessment). <Text entry>
<b>Indicators used in this assessment</b> <i>Indicator(s) used in this assessment</i> <ul style="list-style-type: none"><li>- NBS indicator for genetic resources for food and agriculture</li><li>- SDG indicators 2.5.1 (PGR and AGR) and 2.5.2 (AGR)</li></ul> or: <input type="checkbox"/> No indicator used

**Please describe any other tools or means used for assessing progress**

Implementation of the national sectoral programmes is monitored and supported by coordination bodies made up of representatives from politics, administration, the sciences, breeders, practitioners and other relevant institutions and organisations.

For PGR, this is the Advisory and Coordinating Committee for Genetic Resources from Agricultural and Horticultural Crops (BEKO) and for AGR it is the Specialist Advisory Committee for Animal Genetic Resources. Those bodies generally meet twice a year.

**Relevant websites, web links and files** (Please use this field to indicate any relevant websites, web links or documents where additional information related to this assessment can be found).

<https://genres.de/fachgremien/fachbeirat-pflanzengenetische-ressourcen/>  
<https://genres.de/fachgremien/fachbeirat-tiergenetische-ressourcen/>  
<https://www.genres.de/fachportale/kultur-und-wildpflanzen/>  
<https://www.genres.de/fachportale/nutztiere/>  
<https://genres.de/de/fachportale/kultur-und-wildpflanzen/genbanken/>  
<https://genres.de/de/fachportale/kultur-und-wildpflanzen/in-situ-erhaltung/netzwerk-genetische-erhaltungsgebiete-deutschland/>  
<http://www.gesetze-im-internet.de/erhaltungsv/index.html>  
[http://www.gesetze-im-internet.de/tierzg\\_2019/](http://www.gesetze-im-internet.de/tierzg_2019/)  
<https://www.genres.de/fachportale/nutztiere/rote-liste-nutztierassen/>  
<https://tgrdeu.genres.de/hausundnutztier/index>  
<https://pgrdeu.genres.de/index>

**Level of confidence of the above assessment**

- Based on comprehensive evidence  
 Based on partial evidence  
 Based on limited evidence

**Please provide an explanation for the level of confidence indicated above.**

The assessment is based on the specialised scientific and technical knowledge of the experts who are involved in and support the measure, particularly the specialists employed by the Information and Coordination Centre for Biological Diversity (IBV).

**Adequacy of monitoring information to support assessment**

- Monitoring related to this target is adequate  
 Monitoring related to this target is partial (e.g. only covering part of the area or issue)  
 No monitoring system in place  
 Monitoring is not needed

**Please describe how the target is monitored and indicate whether there is a monitoring system in place**

- NBS indicator for genetic resources for food and agriculture
- SDG indicators 2.5.1 (PGR and AGR) and 2.5.2 (AGR)

**Relevant websites, web links and files** (Please use this field to indicate any relevant websites, web links or documents where additional information related to the monitoring system can be found)

<Add link> <Add file>

## National contribution to the achievement of Aichi Target 13

### [Section IV. Description of the national contribution to the achievement of each global Aichi Biodiversity Target]

Using the template below, please describe your country's contribution towards the achievement of each global Aichi Biodiversity Target. This template should be replicated for each of the Aichi Biodiversity Targets.

For Parties whose national targets are identical to the Aichi Biodiversity Targets, some of this information may be captured in sections II and III above. Please provide additional descriptions of your country's national contribution to the achievement of each global Aichi Biodiversity Target.]

<b>IV. Description of national contribution to the achievement of each Aichi Biodiversity Target</b>
<b>Aichi Biodiversity Target 13</b> Genetic diversity
<b>Please describe how and to what extent your country has contributed to the achievement of this Aichi Biodiversity Target and summarize the evidence used to support this description:</b> <a href="#">See National Target 22 (section 1) and its measure (section II)</a>
<b>Please describe other activities contributing to the achievement of the Aichi Biodiversity Target at the global level (optional)</b> <a href="#">BMEL provided annual funding of some €1.2 million to €1.7 million for measures of the FAO and other international organisations in the area of conservation of genetic resources for food and agricultural from 2014 to 2017.</a>
<b>Based on the description of your country's contributions to the achievement of the Aichi Biodiversity Targets, please describe how and to what extent these contributions support the implementation of the 2030 Agenda for Sustainable Development and the Sustainable Development Goals:</b> <a href="#">All contributions to Aichi Target 13 support achievement of the SDGs.</a>

## Aichi Target 14

### Conservation/restoration of ecosystems (ecosystem services)

By 2020, ecosystems that provide essential services, including services related to water, and contribute to health, livelihoods and well-being, are restored and safeguarded, taking into account the needs of women, indigenous and local communities, and the poor and vulnerable.

## National Target 23

By 2020, there has been a marked increase in greening of areas of human settlement including close to homes (e.g. courtyard planting, small areas of lawn, and green roofs and facades). Publicly accessible green spaces with varying qualities and functions are available within walking distance of most homes.

### [Section I. Information on the targets being pursued at the national level

If your country has set and/or adopted national targets or equivalent commitments related to the Strategic Plan for Biodiversity 2011-2020 please use the following template to describe them. Please complete this template for each of your country's national targets. National targets entered in this section will be linked to section III so that progress in their implementation can be assessed. If your country has not set or adopted any national targets related to the Strategic Plan for Biodiversity 2011-2020 please indicate so in the first box and move to section II.]

#### I. Information on the targets being pursued at the national level

My country has adopted national biodiversity targets or equivalent commitments in line with the Strategic Plan for Biodiversity 2011-2020 and the Aichi Targets

or

My country has not adopted national biodiversity targets and is reporting progress using the Aichi Biodiversity Targets for reference. (Move to section II. In section III, the Aichi Biodiversity Targets should be used for the purpose of this report as the national targets and progress should be assessed towards their achievement in the national context.)

#### **National Target 23** (Please use the official title, if available)

By 2020, there has been a marked increase in greening of areas of human settlement including close to homes (e.g. courtyard planting, small areas of lawn, and green roofs and facades). Publicly accessible green spaces with varying qualities and functions are available within walking distance of most homes.

#### Rationale for the national target

The intention is to improve people's quality of life and at the same time to increase species and biotope diversity in the cities.



**Level of application** (Please specify the level to which the target applies):

- Regional/multilateral – please indicate area concerned <Text entry>  
 National/federal  
 Subnational – please indicate area concerned <Text entry>

**Relevance of the national targets to the Aichi Biodiversity Targets** (Links between national targets and Aichi Biodiversity Targets.)

**Main related Aichi Biodiversity Targets** (Please select one or more Aichi Biodiversity Target to which the national target is wholly or partially related. Parties can select an entire target or a target component (not shown below))

- 1  6  11  16  
 2  7  12  17  
 3  8  13  18  
 4  9  14  19  
 5  10  15  20

**Other related Aichi Biodiversity Targets** (Please select one or more Aichi Biodiversity Target to which the national target is indirectly related.)

- 1  6  11  16  
 2  7  12  17  
 3  8  13  18  
 4  9  14  19  
 5  10  15  20

or

National target has no corresponding Aichi Biodiversity Target or relates to other parts of the Strategic Plan for Biodiversity – please explain

<Text entry>

**Other relevant information** (Please use this field to provide any other relevant information, such as the process of developing and adopting the national target, the stakeholders involved or the strategies and plans in which this national target has been included.)

When developing the National Strategy, an extensive process to ensure the participation of social groups, scientists, the Länder and local authorities was carried out.

The national targets described in the National Report are set out in the National Strategy on Biological Diversity. The strategy formulates a concrete vision for the future, and specifies quality targets and action objectives for all biodiversity-related topics. The National Strategy contains a large number of targets (> 300), the most important of which have been selected for the National Report. In the overall strategy, equal consideration is given to environmental, economic and social aspects, in keeping with the guiding principle of sustainability.

Government cannot simply dictate sustainable development. The players in industry and society must make this topic their own if the strategy is to be successfully implemented and its targets met. With this in mind, experts were consulted at a very early stage in the process.

Germany follows a system of local self-government. The federal government is responsible for establishing statutory frameworks and supports the cities and local authorities with funding programmes, research and the development of hand-outs.

**Relevant websites, web links, and files** (Please use this field to indicate any relevant websites, web links or documents where additional information related to this national target can be found.)

[https://www.bmu.de/fileadmin/Daten\\_BMU/Pool/Broschueren/nationale\\_strategie\\_biologische\\_vielfalt\\_2015\\_bf.pdf](https://www.bmu.de/fileadmin/Daten_BMU/Pool/Broschueren/nationale_strategie_biologische_vielfalt_2015_bf.pdf)

<http://biologisचेविelfalt.bfn.de/>

## **Measure 1: Green in the City White Paper and Urban Nature Master Plan (enhancing and upgrading urban green space by implementing the Green in the City White Paper)**

**[Section II. Implementation measures taken, assessment of their effectiveness, associated obstacles and scientific and technical needs to achieve national targets**

Using the template below, please report on the major measures your country has taken to implement its national biodiversity strategy and action plan. Please also provide an assessment of the effectiveness of these measures. The template should be replicated for each measure reported.]

### **II. Implementation measures, their effectiveness, and associated obstacles and scientific and technical needs to achieve national targets**

**Describe a measure taken to contribute to the implementation of your country's national biodiversity strategy and action plan**

In 2017, the German government approved a Green in the City White Paper containing specific measures and recommended actions to safeguard and upgrade green infrastructure in cities. The coalition agreement for the 19th legislative period specifies that, in order to increase the diversity of species and biotopes in

cities, a master plan for the implementation of the Green in the City White Paper is to be developed and implemented. The Federal Cabinet approved the Urban Nature Master Plan in June 2019. It contains 26 measures, all of which are the responsibility of the federal government. Implementation is to begin during this legislative period. For example, greater emphasis is to be placed on urban nature in existing federal programmes (Federal Biodiversity Programme, Federal Building Refurbishment Programme, Local Authorities Guideline). Additional measures include training and continuing professional development, municipal water and precipitation management, and public outreach. Pursuant to the updated federal/Länder urban development funding programme, climate change mitigation and adaptation measures are a prerequisite for funding from 2020 onwards. This includes, in particular, measures to improve green infrastructure (such as urban greenery). Climate action and greening measures have also been implemented as a cross-cutting task, making them eligible for funding.

**For the implementation measure, please indicate to which national or Aichi Biodiversity Target(s) it contributes**

**National Target 23:**

By 2020, there has been a marked increase in greening of areas of human settlement including close to homes (e.g. courtyard planting, small green spaces, green roofs and facades). Publicly accessible green spaces with varying qualities and functions are available within walking distance of most homes.

**AICHI Target 14:**

Conservation/restoration of ecosystems (ecosystem services)

**AICHI Target 5:**

Loss of habitats and fragmentation

**Assessment of the effectiveness of the implementation measure taken in achieving desired outcomes:**

- Measure taken has been effective
- Measure taken has been partially effective
- Measure taken has been ineffective
- Unknown

**Please explain the selection and where possible indicate the tools or methodology used for the assessment of effectiveness above**

The implementation process has not yet been completed. Feedback indicates that both the Green in the City White Paper and the Urban Nature Master Plan are of great interest to local authorities.

**Relevant websites, web links and files** (Please use this field to indicate any relevant websites, web links or documents where additional information related to this assessment can be found).

<https://www.gruen-in-der-stadt.de>

**Other relevant information**, including case studies to illustrate how the measure taken has resulted in (or is expected to result in) outcomes that contribute to the implementation of the NBSAP

The federal activities are based on numerous studies and research projects, which also support the work of the local authorities; information about those studies and projects can be found on the websites of the Federal Office for Nature Conservation (BfN) and Federal Institute for Research on Building, Urban Affairs and Spatial Development (BBSR).

**Relevant websites, web links and files** (Please use this field to indicate any relevant websites, web links or documents where additional information can be found)

[www.bfn.de](http://www.bfn.de); [www.bbsr.bund.de](http://www.bbsr.bund.de)

**Obstacles and scientific and technical needs related to the measure taken:** Please describe what obstacles have been encountered and any scientific and technical needs for addressing these, including technical and scientific cooperation, capacity development activities or the need for guidance materials.

There is a considerable need for housing in Germany. At the same time, land take for settlements and transport is supposed to be reduced. This results in higher density development in inner cities, which is sometimes at odds with the need for green and open spaces. It is precisely in high-density areas that green and open spaces make an essential contribution to improving people's quality of life. This will require smart urban planning solutions and an improvement in the quality of existing green spaces.

**Relevant websites, web links and files** (Please use this field to indicate any relevant websites, web links or documents where additional information related to these obstacles and scientific and technical needs can be found).

[www.bfn.de](http://www.bfn.de); [www.bbsr.bund.de](http://www.bbsr.bund.de)

[https://www.bfn.de/fileadmin/BfN/planung/siedlung/Dokumente/DOPI\\_Brosch.pdf](https://www.bfn.de/fileadmin/BfN/planung/siedlung/Dokumente/DOPI_Brosch.pdf)

## Assessment of progress towards National Target 23

### [Section III. Assessment of progress towards each national target

Using the template below, please assess the level of progress made towards each of your country's national targets or similar commitments. The template should be replicated for each national target. If your country has not set national targets please use the Aichi Biodiversity Targets.]

III. Assessment of progress towards each national target
<b>Target</b> By 2020, there has been a marked increase in greening of areas of human settlement including close to homes (e.g. courtyard planting, small areas of lawn, and green roofs and facades). Publicly accessible green spaces with varying qualities and functions are available within walking distance of most homes.
<b>Category of progress towards the implementation of the selected target:</b> <input type="checkbox"/> On track to exceed target <input type="checkbox"/> On track to achieve target <input checked="" type="checkbox"/> Progress towards target but at an insufficient rate <input type="checkbox"/> No significant change <input type="checkbox"/> Moving away from target <input type="checkbox"/> Unknown
<b>Date the assessment was done:</b> 20/09/2018

**Additional information** (Please provide information on the evidence used in the assessment of this target, drawing upon relevant information provided in section II, including obstacles in undertaking the assessment).

Based on numerous studies and discussion processes in the context of preparing the White Paper, as well as on research projects.

**Indicators used in this assessment**

*Indicator(s) used in this assessment*

<Indicator(s) used> Please provide a list of indicators used for the assessment of this target

or:

No indicator used

**Please describe any other tools or means used for assessing progress**

Work to develop an indicator is currently in progress. Otherwise, see above.

**Relevant websites, web links and files** (Please use this field to indicate any relevant websites, web links or documents where additional information related to this assessment can be found).

[www.grün-in-der-stadt.de](http://www.grün-in-der-stadt.de)

**Level of confidence of the above assessment**

Based on comprehensive evidence

Based on partial evidence

Based on limited evidence

**Please provide an explanation for the level of confidence indicated above.**

See above.

**Adequacy of monitoring information to support assessment**

Monitoring related to this target is adequate

Monitoring related to this target is partial (e.g. only covering part of the area or issue)

No monitoring system in place

Monitoring is not needed

**Please describe how the target is monitored and indicate whether there is a monitoring system in place**

Information is shared regularly. An indicator is being developed.

Information about progress in implementation of the Green in the City White Paper is contained in an urban development report to be submitted every four years.

**Relevant websites, web links and files** (Please use this field to indicate any relevant websites, web links or documents where additional information related to the monitoring system can be found)

See above.

## Aichi Target 14

### Conservation/restoration of ecosystems (ecosystem services)

By 2020, ecosystems that provide essential services, including services related to water, and contribute to health, livelihoods and well-being, are restored and safeguarded, taking into account the needs of women, indigenous and local communities, and the poor and vulnerable.

## National Target 24

By 2020, watercourses and their riparian zones will be protected in their role as habitats, and the typical diversity of the natural area in Germany will be guaranteed.

### [Section I. Information on the targets being pursued at the national level

If your country has set and/or adopted national targets or equivalent commitments related to the Strategic Plan for Biodiversity 2011-2020 please use the following template to describe them. Please complete this template for each of your country's national targets. National targets entered in this section will be linked to section III so that progress in their implementation can be assessed. If your country has not set or adopted any national targets related to the Strategic Plan for Biodiversity 2011-2020 please indicate so in the first box and move to section II.]

#### I. Information on the targets being pursued at the national level

My country has adopted national biodiversity targets or equivalent commitments in line with the Strategic Plan for Biodiversity 2011-2020 and the Aichi Targets

or

My country has not adopted national biodiversity targets and is reporting progress using the Aichi Biodiversity Targets for reference. (Move to section II. In section III, the Aichi Biodiversity Targets should be used for the purpose of this report as the national targets and progress should be assessed towards their achievement in the national context.)

**National Target 24** (Please use the official title, if available)

By 2020, watercourses and their riparian zones will be protected in their role as habitats, and the typical diversity of the natural area in Germany will be guaranteed.

#### Rationale for the national target

Flowing waters and riparian zones are biodiversity hotspots. They are vital for the system of interlinked biotopes. Riparian vegetation and soils are important carbon sinks. When left intact, they contribute to flood prevention and thus to adaptation to climate change.

**Level of application** (Please specify the level to which the target applies):

- Regional/multilateral – please indicate area concerned <Text entry>  
 National/federal  
 Subnational – please indicate area concerned <Text entry>

**Relevance of the national targets to the Aichi Biodiversity Targets** (Links between national targets and Aichi Biodiversity Targets.)

**Main related Aichi Biodiversity Targets** (Please select one or more Aichi Biodiversity Target to which the national target is wholly or partially related. Parties can select an entire target or a target component (not shown below))

- |                            |                             |  |                             |
|----------------------------|-----------------------------|--|-----------------------------|
| <input type="checkbox"/> 1 | <input type="checkbox"/> 6  | <input type="checkbox"/> 11            | <input type="checkbox"/> 16 |
| <input type="checkbox"/> 2 | <input type="checkbox"/> 7  | <input type="checkbox"/> 12            | <input type="checkbox"/> 17 |
| <input type="checkbox"/> 3 | <input type="checkbox"/> 8  | <input type="checkbox"/> 13            | <input type="checkbox"/> 18 |
| <input type="checkbox"/> 4 | <input type="checkbox"/> 9  | <input checked="" type="checkbox"/> 14 | <input type="checkbox"/> 19 |
| <input type="checkbox"/> 5 | <input type="checkbox"/> 10 | <input type="checkbox"/> 15            | <input type="checkbox"/> 20 |

**Other related Aichi Biodiversity Targets** (Please select one or more Aichi Biodiversity Target to which the national target is indirectly related.)

- |                                       |                             |  |                             |
|---------------------------------------|-----------------------------|--|-----------------------------|
| <input type="checkbox"/> 1            | <input type="checkbox"/> 6  | <input checked="" type="checkbox"/> 11 | <input type="checkbox"/> 16 |
| <input type="checkbox"/> 2            | <input type="checkbox"/> 7  | <input type="checkbox"/> 12            | <input type="checkbox"/> 17 |
| <input type="checkbox"/> 3            | <input type="checkbox"/> 8  | <input type="checkbox"/> 13            | <input type="checkbox"/> 18 |
| <input type="checkbox"/> 4            | <input type="checkbox"/> 9  | <input type="checkbox"/> 14            | <input type="checkbox"/> 19 |
| <input checked="" type="checkbox"/> 5 | <input type="checkbox"/> 10 | <input checked="" type="checkbox"/> 15 | <input type="checkbox"/> 20 |

or

National target has no corresponding Aichi Biodiversity Target or relates to other parts of the Strategic Plan for Biodiversity – please explain

<Text entry>

**Other relevant information** (Please use this field to provide any other relevant information, such as the process of developing and adopting the national target, the stakeholders involved or the strategies and plans in which this national target has been included.)

When developing the National Strategy, an extensive process to ensure the participation of social groups, scientists, the Länder and local authorities was carried out.

The national targets described in the National Report are set out in the National Strategy on Biological Diversity. The strategy formulates a concrete vision for the future, and specifies quality targets and action objectives for all biodiversity-related topics. The National Strategy contains a large number of targets (> 300), the most important of which have been selected for the National Report. In the overall strategy, equal consideration is given to environmental, economic and social aspects, in keeping with the guiding principle of sustainability.

Government cannot simply dictate sustainable development. The players in industry and society must make this topic their own if the strategy is to be successfully implemented and its targets met. With this in mind, experts were consulted at a very early stage in the process.

The Länder are responsible for nature conservation and water protection and therefore also for protecting riparian zones.

**Relevant websites, web links, and files** (Please use this field to indicate any relevant websites, web links or documents where additional information related to this national target can be found.)

[https://www.bmu.de/fileadmin/Daten\\_BMU/Pool/Broschueren/nationale\\_strategie\\_biologische\\_vielfalt\\_2015\\_bf.pdf](https://www.bmu.de/fileadmin/Daten_BMU/Pool/Broschueren/nationale_strategie_biologische_vielfalt_2015_bf.pdf)

<https://www.bmu.de/themen/natur-biologische-vielfalt-arten/naturschutz-biologische-vielfalt/allgemeines-strategien/nationale-strategie/>

<http://biologishevielfalt.bfn.de/>

## Measure 1: Germany's Federal Blue Belt Programme

**[Section II. Implementation measures taken, assessment of their effectiveness, associated obstacles and scientific and technical needs to achieve national targets**

Using the template below, please report on the major measures your country has taken to implement its national biodiversity strategy and action plan. Please also provide an assessment of the effectiveness of these measures. The template should be replicated for each measure reported.]

### II. Implementation measures, their effectiveness, and associated obstacles and scientific and technical needs to achieve national targets

**Describe a measure taken to contribute to the implementation of your country's national biodiversity strategy and action plan**

The German government has adopted a federal programme entitled Germany's Blue Belt (Blaues Band Deutschland) that is intended to renaturalise federal waterways and their riparian zones over the next 30 years. This will develop a nationally important system of interlinked biotopes.

**For the implementation measure, please indicate to which national or Aichi Biodiversity Target(s) it contributes**

**National Target 24:**

By 2020, watercourses and their riparian zones will be protected in their role as habitats, and the typical diversity of the natural area in Germany will be guaranteed.

**AICHI Target 14:**

Conservation/restoration of ecosystems (ecosystem services)

**AICHI Target 5:**

Loss of habitats and fragmentation

**AICHI Target 11:**

Protected areas (terrestrial, inland water, coastal and marine)

**AICHI Target 15:**

Conservation/Restoration of ecosystems (climate action)

**Assessment of the effectiveness of the implementation measure taken in achieving desired outcomes:**



- Measure taken has been effective
- Measure taken has been partially effective
- Measure taken has been ineffective
- Unknown

**Please explain the selection and where possible indicate the tools or methodology used for the assessment of effectiveness above**

The Länder are generally responsible for renaturalisation. Participation by third parties is ensured through a funding programme for riparian zone protection projects.

**Relevant websites, web links and files** (Please use this field to indicate any relevant websites, web links or documents where additional information related to this assessment can be found).

[www.blaues-band.bund.de](http://www.blaues-band.bund.de)

**Other relevant information**, including case studies to illustrate how the measure taken has resulted in (or is expected to result in) outcomes that contribute to the implementation of the NBSAP

BMVI and BMUB (2017): Bundesprogramm Blaues Band Deutschland – Eine Zukunftsperspektive für die Wasserstraßen [Germany's Federal Blue Belt Programme – Future prospects for the country's waterways].

Working party on the technical basis for Germany's Federal Blue Belt Programme (2017): Fachliche Grundlagen zum „Bundesprogramm Blaues Band Deutschland“ [Technical basis for Germany's Federal Blue Belt Programme]. ([www.blaues-band.bund.de](http://www.blaues-band.bund.de)).

BfN (2015): Gewässer und Auen – Nutzen für die Gesellschaft [Waterways and riparian zones – Benefits for society].

BMUB (2015): Den Flüssen mehr Raum geben – Renaturierung von Auen in Deutschland [Giving rivers more space – Renaturalising riparian zones in Germany]

**Relevant websites, web links and files** (Please use this field to indicate any relevant websites, web links or documents where additional information can be found)

[www.bmu.de](http://www.bmu.de); [www.bfn.de](http://www.bfn.de), [www.uba.de](http://www.uba.de), [www.blaues-band.bund.de](http://www.blaues-band.bund.de)

**Obstacles and scientific and technical needs related to the measure taken:** Please describe what obstacles have been encountered and any scientific and technical needs for addressing these, including technical and scientific cooperation, capacity development activities or the need for guidance materials.

Actors at all levels are provided with proposed solutions to address existing problems, in the form of technical guidelines and scientific appraisals. Agreement is reached on the design of the individual projects in a professional process involving discussion forums at local level.

**Relevant websites, web links and files** (Please use this field to indicate any relevant websites, web links or documents where additional information related to these obstacles and scientific and technical needs can be found).

[www.blaues-band.bund.de](http://www.blaues-band.bund.de)

## Assessment of progress towards National Target 24

### [Section III. Assessment of progress towards each national target

Using the template below, please assess the level of progress made towards each of your country's national targets or similar commitments. The template should be replicated for each national target. If your country has not set national targets please use the Aichi Biodiversity Targets.]

<b>III. Assessment of progress towards each national target</b>
<b>Target</b> By 2020, watercourses and their riparian zones will be protected in their role as habitats, and the typical diversity of the natural area in Germany will be guaranteed.
<b>Category of progress towards the implementation of the selected target:</b> <input type="checkbox"/> On track to exceed target <input type="checkbox"/> On track to achieve target <input checked="" type="checkbox"/> Progress towards target but at an insufficient rate <input type="checkbox"/> No significant change <input type="checkbox"/> Moving away from target <input type="checkbox"/> Unknown
<b>Date the assessment was done:</b> 20.09.2018
<b>Additional information</b> (Please provide information on the evidence used in the assessment of this target, drawing upon relevant information provided in section II, including obstacles in undertaking the assessment).  Germany's Federal Blue Band Programme was approved in 2017, but the effects of the planned comprehensive renaturalisation measures will not be felt until years and even decades have passed. The federal programme will last for 30 years.
<b>Indicators used in this assessment</b> <i>Indicator(s) used in this assessment</i> <a href="#">Riparian zone status report</a>  or: <input type="checkbox"/> No indicator used
<b>Please describe any other tools or means used for assessing progress</b> <Text entry>
<b>Relevant websites, web links and files</b> (Please use this field to indicate any relevant websites, web links or documents where additional information related to this assessment can be found). <a href="http://www.blaues-band.bund.de">www.blaues-band.bund.de</a> , <a href="http://www.bfg.de">www.bfg.de</a> ; <a href="http://www.bfn.de">www.bfn.de</a>
<b>Level of confidence of the above assessment</b> <input checked="" type="checkbox"/> Based on comprehensive evidence

- Based on partial evidence
- Based on limited evidence

**Please provide an explanation for the level of confidence indicated above.**

Based on extensive studies on the status of riparian zones in Germany.

**Adequacy of monitoring information to support assessment**

- Monitoring related to this target is adequate
- Monitoring related to this target is partial (e.g. only covering part of the area or issue)
- No monitoring system in place
- Monitoring is not needed

**Please describe how the target is monitored and indicate whether there is a monitoring system in place**

A report on implementation of the programme will be submitted to the Bundestag (Lower House of Parliament) during every legislative period. The riparian zone status report is published at regular intervals, so it can show improvements in the status of riparian zones.

**Relevant websites, web links and files** (Please use this field to indicate any relevant websites, web links or documents where additional information related to the monitoring system can be found)

See above.

## National contribution to the achievement of Aichi Target 14

**[Section IV. Description of the national contribution to the achievement of each global Aichi Biodiversity Target**

Using the template below, please describe your country’s contribution towards the achievement of each global Aichi Biodiversity Target. This template should be replicated for each of the Aichi Biodiversity Targets.

For Parties whose national targets are identical to the Aichi Biodiversity Targets, some of this information may be captured in sections II and III above. Please provide additional descriptions of your country’s national contribution to the achievement of each global Aichi Biodiversity Target.]

**IV. Description of national contribution to the achievement of each Aichi Biodiversity Target**

**Aichi Biodiversity Target 14**

Conservation/restoration of ecosystems (ecosystem services)

**Please describe how and to what extent your country has contributed to the achievement of this Aichi Biodiversity Target and summarize the evidence used to support this description:**

See National Targets 23 and 24 (section 1) and their measures (section II).

**Please describe other activities contributing to the achievement of the Aichi Biodiversity Target at the global level (optional)**

*[This must undergo overarching analysis prior to completion]*

**Based on the description of your country's contributions to the achievement of the Aichi Biodiversity Targets, please describe how and to what extent these contributions support the implementation of the 2030 Agenda for Sustainable Development and the Sustainable Development Goals:**

*[This must undergo overarching analysis prior to completion]*

## Aichi Target 15

### Conservation/restoration of ecosystems (climate action)

By 2020, ecosystem resilience and the contribution of biodiversity to carbon stocks has been enhanced, through conservation and restoration, including restoration of at least 15 per cent of degraded ecosystems, thereby contributing to climate change mitigation and adaptation and to combating desertification.

## National Target 25

### Adapt forests to the challenges of climate change, for example by growing mixed stands of maximum diversity.

#### [Section I. Information on the targets being pursued at the national level

If your country has set and/or adopted national targets or equivalent commitments related to the Strategic Plan for Biodiversity 2011-2020 please use the following template to describe them. Please complete this template for each of your country's national targets. National targets entered in this section will be linked to section III so that progress in their implementation can be assessed. If your country has not set or adopted any national targets related to the Strategic Plan for Biodiversity 2011-2020 please indicate so in the first box and move to section II.]

#### I. Information on the targets being pursued at the national level

My country has adopted national biodiversity targets or equivalent commitments in line with the Strategic Plan for Biodiversity 2011-2020 and the Aichi Targets

or

My country has not adopted national biodiversity targets and is reporting progress using the Aichi Biodiversity Targets for reference. (Move to section II. In section III, the Aichi Biodiversity Targets should be used for the purpose of this report as the national targets and progress should be assessed towards their achievement in the national context.)

**National Target 25** (Please use the official title, if available)

Adapt forests to the challenges of climate change, for example by growing mixed stands of maximum diversity.

### **Rationale for the national target**

Forests are very long-lived ecosystems. Consequently, the forestry sector must also deal with long production periods. It must plan far in advance and consider the effects of future changes in growing conditions. It may be that tree species that have previously done well under the climatic conditions at their locations will be more susceptible to damage and fail to thrive in coming decades. The species that make up commercial forests are influenced by how the forest is used and managed. The natural development of the forest and the effects of human intervention overlap in commercial forests.

The most important option for adaptation of the forestry sector to climate change is to ensure maximum diversity when selecting tree species in order to distribute the risk. The consequences of climate change for individual forest locations cannot be predicted, so forests with a diverse species mix and genetic breadth are the best prerequisite for adaptable forest ecosystems that will remain stable in the future.

The German government's forest policy model is therefore to use sustainable forestry management practices to conserve and develop vital forests, consisting of primarily native tree species, which are appropriate for their location and can adapt to climate change. The aim is for forests to supply the necessary raw materials, provide diverse habitats for flora and fauna, fulfil their protective function, and offer inviting areas for recreation. A further aim is for forests in Germany to be much closer to natural conditions and be far more stable and diverse.

The German government believes that near-natural forest management is a sustainable strategy for restructuring forests. This has been a stated aim of German forestry policy for over 30 years. The main principles of near-natural forest management are:

- Conserving and developing structurally diverse mixed forests;
- Growing tree species of appropriate provenance which are appropriate for their location;
- Using natural regeneration where the soil and existing forest stands permit;
- Avoiding almost all clearcutting;
- Using a multi-storied forest structure whenever possible;
- Employing management methods appropriate for the individual forest;
- Harvesting timber in a way that protects forests;
- Preserving soil fertility.

Climate change is one of the main challenges to silviculture and forest management. This influences the selection of tree species when regenerating forests. Climate change increases the level of risk involved in forestry. Important approaches to stabilising and revitalising forests and to maintaining the various forest functions include selecting primarily native tree species of appropriate provenance that are suited to the location and are climate adaptable, maintaining and developing structurally diverse mixed forests and stabilising trees. Planting primarily native tree species that are appropriate for their location makes an important contribution to this.

**Level of application** (Please specify the level to which the target applies):

- Regional/multilateral – please indicate area concerned <Text entry>
- National/federal
- Subnational – please indicate area concerned <Text entry>

**Relevance of the national targets to the Aichi Biodiversity Targets** (Links between national targets and Aichi Biodiversity Targets.)

**Main related Aichi Biodiversity Targets** (Please select one or more Aichi Biodiversity Target to which the national target is wholly or partially related. Parties can select an entire target or a target component (not shown below))

- |                            |                             |  |                             |
|----------------------------|-----------------------------|--|-----------------------------|
| <input type="checkbox"/> 1 | <input type="checkbox"/> 6  | <input type="checkbox"/> 11            | <input type="checkbox"/> 16 |
| <input type="checkbox"/> 2 | <input type="checkbox"/> 7  | <input type="checkbox"/> 12            | <input type="checkbox"/> 17 |
| <input type="checkbox"/> 3 | <input type="checkbox"/> 8  | <input type="checkbox"/> 13            | <input type="checkbox"/> 18 |
| <input type="checkbox"/> 4 | <input type="checkbox"/> 9  | <input type="checkbox"/> 14            | <input type="checkbox"/> 19 |
| <input type="checkbox"/> 5 | <input type="checkbox"/> 10 | <input checked="" type="checkbox"/> 15 | <input type="checkbox"/> 20 |

**Other related Aichi Biodiversity Targets** (Please select one or more Aichi Biodiversity Target to which the national target is indirectly related.)

- |                                       |                             |                             |                             |
|---------------------------------------|-----------------------------|-----------------------------|-----------------------------|
| <input type="checkbox"/> 1            | <input type="checkbox"/> 6  | <input type="checkbox"/> 11 | <input type="checkbox"/> 16 |
| <input type="checkbox"/> 2            | <input type="checkbox"/> 7  | <input type="checkbox"/> 12 | <input type="checkbox"/> 17 |
| <input type="checkbox"/> 3            | <input type="checkbox"/> 8  | <input type="checkbox"/> 13 | <input type="checkbox"/> 18 |
| <input type="checkbox"/> 4            | <input type="checkbox"/> 9  | <input type="checkbox"/> 14 | <input type="checkbox"/> 19 |
| <input checked="" type="checkbox"/> 5 | <input type="checkbox"/> 10 | <input type="checkbox"/> 15 | <input type="checkbox"/> 20 |

or

National target has no corresponding Aichi Biodiversity Target or relates to other parts of the Strategic Plan for Biodiversity – please explain

<Text entry>

**Other relevant information** (Please use this field to provide any other relevant information, such as the process of developing and adopting the national target, the stakeholders involved or the strategies and plans in which this national target has been included.)

The national targets described in the National Communication are set out in the National Strategy on Biological Diversity. The strategy formulates a concrete vision for the future, and specifies quality targets and action objectives for all biodiversity-related topics. The National Strategy contains a large number of targets (> 300), the most important of which have been selected for the National Report. In the overall strategy, equal consideration is given to environmental, economic and social aspects, in keeping with the guiding principle of sustainability.

Government cannot simply dictate sustainable development. The players in industry and society must make this topic their own if the strategy is to be successfully implemented and its targets met. With this in mind, experts were consulted at a very early stage in the process.

**Relevant websites, web links, and files** (Please use this field to indicate any relevant websites, web links or documents where additional information related to this national target can be found.)

[https://www.bmu.de/fileadmin/Daten\\_BMU/Pool/Broschueren/nationale\\_strategie\\_biologische\\_vielfalt\\_2015\\_bf.pdf](https://www.bmu.de/fileadmin/Daten_BMU/Pool/Broschueren/nationale_strategie_biologische_vielfalt_2015_bf.pdf)

Forest Strategy 2020, Waldbericht BReg., Climate Action Plan 2050, DAS, BMEL website

## Measure 1: Forest Climate Fund

### [Section II. Implementation measures taken, assessment of their effectiveness, associated obstacles and scientific and technical needs to achieve national targets

Using the template below, please report on the major measures your country has taken to implement its national biodiversity strategy and action plan. Please also provide an assessment of the effectiveness of these measures. The template should be replicated for each measure reported.]

<b>II. Implementation measures, their effectiveness, and associated obstacles and scientific and technical needs to achieve national targets</b>
<b>Describe a measure taken to contribute to the implementation of your country's national biodiversity strategy and action plan</b> <p>The Forest Climate Fund promotes measures to maintain and expand the potential of forests and wood to reduce CO2 and to help forests adapt to climate change. Funding priority 1 includes projects to improve the ability of forests to adapt to climate change, while in particular maintaining their functions that promote biodiversity.</p>
<b>For the implementation measure, please indicate to which national or Aichi Biodiversity Target(s) it contributes</b> <p><b>National Target 25:</b> Adapt forests to the challenges of climate change, for example by growing mixed stands of maximum diversity.</p> <p><b>Aichi Target 15:</b> Conservation/Restoration of ecosystems (climate action)</p> <p><b>Aichi Target 5:</b> Loss of natural habitats and fragmentation</p>
<b>Assessment of the effectiveness of the implementation measure taken in achieving desired outcomes:</b> <p><input checked="" type="checkbox"/> Measure taken has been effective <input type="checkbox"/> Measure taken has been partially effective <input type="checkbox"/> Measure taken has been ineffective <input type="checkbox"/> Unknown</p> <p><b>Please explain the selection and where possible indicate the tools or methodology used for the assessment of effectiveness above</b> <p>Various criteria for evaluating sustainability such as the effect on CO2 emissions, due regard for biodiversity concerns or the contribution to the German government's sustainability strategy are considered both when selecting projects and when evaluating them after completion.</p></p> <p><b>Relevant websites, web links and files</b> (Please use this field to indicate any relevant websites, web links or documents where additional information related to this assessment can be found).  <a href="http://www.waldkimafonds.de">www.waldkimafonds.de</a></p>
<b>Other relevant information</b> , including case studies to illustrate how the measure taken has resulted in (or is expected to result in) outcomes that contribute to the implementation of the NBSAP



<Text entry>

**Relevant websites, web links and files** (Please use this field to indicate any relevant websites, web links or documents where additional information can be found)

[www.waldkimafonds.de](http://www.waldkimafonds.de)

**Obstacles and scientific and technical needs related to the measure taken:** Please describe what obstacles have been encountered and any scientific and technical needs for addressing these, including technical and scientific cooperation, capacity development activities or the need for guidance materials.

<Text entry>

**Relevant websites, web links and files** (Please use this field to indicate any relevant websites, web links or documents where additional information related to these obstacles and scientific and technical needs can be found).

<Add link> <Add file>

## Measure 2: Silviculture guidelines of the Länder

**[Section II. Implementation measures taken, assessment of their effectiveness, associated obstacles and scientific and technical needs to achieve national targets**

Using the template below, please report on the major measures your country has taken to implement its national biodiversity strategy and action plan. Please also provide an assessment of the effectiveness of these measures. The template should be replicated for each measure reported.]

### II. Implementation measures, their effectiveness, and associated obstacles and scientific and technical needs to achieve national targets

**Describe a measure taken to contribute to the implementation of your country's national biodiversity strategy and action plan**

The forest administrations at federal and Länder level specify the rules for managing their forests in silviculture guidelines. The silviculture guidelines therefore form the basis for sustainable management of near-natural forests that are appropriate for their locations and able to adapt to climate change. This includes the conversion of coniferous monocultures to deciduous and mixed deciduous forests, the conservation of older trees and trees that provide habitat, the provision of dead wood, the preservation of important genetic forest resources and various other aspects. The silviculture guidelines include the requirements of forestry and social policies, as well as scientific findings and empirical knowledge, including aspects related to biodiversity and nature conservation. The silviculture guidelines are regularly reviewed and further developed if necessary; they reflect the current state of knowledge in the field of silviculture.

**For the implementation measure, please indicate to which national or Aichi Biodiversity Target(s) it contributes**

**National Target 25:**

Adapt forests to the challenges of climate change, for example by growing mixed stands of maximum diversity.

**Aichi Target 15:**

Conservation/Restoration of ecosystems (climate action)

**Aichi Target 5:**

Loss of natural habitats and fragmentation

**Assessment of the effectiveness of the implementation measure taken in achieving desired outcomes:**

- Measure taken has been effective
- Measure taken has been partially effective
- Measure taken has been ineffective
- Unknown

**Please explain the selection and where possible indicate the tools or methodology used for the assessment of effectiveness above**

The federal government and the Länder are relevant forest owners in Germany, with 33% of German forest land owned by the federal government (5%) and the Länder (29%). As required by forestry laws and to benefit the common good, those forests must be managed to a high standard in a way that supports their productive, protective, and recreational functions.

**Relevant websites, web links and files** (Please use this field to indicate any relevant websites, web links or documents where additional information related to this assessment can be found).

[https://www.bmel.de/DE/Wald-Fischerei/Forst-Holzwirtschaft/\\_texte/Forest\\_Report2017.html](https://www.bmel.de/DE/Wald-Fischerei/Forst-Holzwirtschaft/_texte/Forest_Report2017.html)

<https://www.bmu.de/download/leitlinien-fuer-die-wiederbewaldung-in-deutschland/>

[https://www.bmel.de/SharedDocs/Downloads/Landwirtschaft/AMK-12-04-19-Agenda-Anpassung-Klimawandel.pdf?\\_\\_blob=publicationFile](https://www.bmel.de/SharedDocs/Downloads/Landwirtschaft/AMK-12-04-19-Agenda-Anpassung-Klimawandel.pdf?__blob=publicationFile)

**Other relevant information**, including case studies to illustrate how the measure taken has resulted in (or is expected to result in) outcomes that contribute to the implementation of the NBSAP

<Text entry>

**Relevant websites, web links and files** (Please use this field to indicate any relevant websites, web links or documents where additional information can be found)

<Add link> <Add file>

**Obstacles and scientific and technical needs related to the measure taken:** Please describe what obstacles have been encountered and any scientific and technical needs for addressing these, including technical and scientific cooperation, capacity development activities or the need for guidance materials.

<Text entry>

**Relevant websites, web links and files** (Please use this field to indicate any relevant websites, web links or documents where additional information related to these obstacles and scientific and technical needs can be found).

<Add link> <Add file>

## Measure 3: Promotion of silviculture by the federal government (GAK) and the Länder

[Section II. Implementation measures taken, assessment of their effectiveness, associated obstacles and scientific and technical needs to achieve national targets

Using the template below, please report on the major measures your country has taken to implement its national biodiversity strategy and action plan. Please also provide an assessment of the effectiveness of these measures. The template should be replicated for each measure reported.]

### II. Implementation measures, their effectiveness, and associated obstacles and scientific and technical needs to achieve national targets

#### Describe a measure taken to contribute to the implementation of your country's national biodiversity strategy and action plan

Stimulus mechanisms for silviculture measures that are desirable from the viewpoint of forestry policy are available for forests owned by private individuals and institutions. The most important instrument in this area is the Act on the Joint Task for the Improvement of Agricultural Structures and Coastal Protection (GAK). It was amended in 2016 to allow climate action and nature conservation measures to be funded in this context as well. Funds from the federal government, the Länder and, in some cases, the European Union are used to support measures that are also aimed at forest adaptation based on growing a climate-tolerant and climate-adapted mix of tree species (forest restructuring).

In addition, the Länder provide funding for various forest restructuring measures to protect forests against the impacts of climate change.

#### For the implementation measure, please indicate to which national or Aichi Biodiversity Target(s) it contributes

##### National Target 25:

Adapt forests to the challenges of climate change, for example by growing mixed stands of maximum diversity.

##### Aichi Target 15:

Conservation/Restoration of ecosystems (climate action)

##### Aichi Target 5:

Loss of natural habitats and fragmentation

#### Assessment of the effectiveness of the implementation measure taken in achieving desired outcomes:

- Measure taken has been effective
- Measure taken has been partially effective
- Measure taken has been ineffective
- Unknown

#### Please explain the selection and where possible indicate the tools or methodology used for the assessment of effectiveness above

Private individuals and institutions are relevant forest owners in Germany, with 67% of German forest land owned by private individuals (48%) and institutions (19%, primarily cities and local authorities).

The aim of the forests funding area, which was revised in 2019, is to promote and maintain more near-natural, productive forests that are adapted to climate change and are primarily made up of native tree

species. In September 2019, the Federal Cabinet adopted the key elements of the 2030 Climate Action Programme and, with the consent of the German parliament, appropriated an additional €478 million in federal funding for GAK measures related to forests and climate change over the following four years.

**Relevant websites, web links and files** (Please use this field to indicate any relevant websites, web links or documents where additional information related to this assessment can be found).

[https://www.bmel.de/DE/Wald-Fischerei/Forst-Holzwirtschaft/\\_texte/Forest\\_Report2017.html](https://www.bmel.de/DE/Wald-Fischerei/Forst-Holzwirtschaft/_texte/Forest_Report2017.html)

<https://www.bmu.de/download/leitlinien-fuer-die-wiederbewaldung-in-deutschland/>

[https://www.bmel.de/SharedDocs/Downloads/Landwirtschaft/AMK-12-04-19-Agenda-Anpassung-Klimawandel.pdf?\\_\\_blob=publicationFile](https://www.bmel.de/SharedDocs/Downloads/Landwirtschaft/AMK-12-04-19-Agenda-Anpassung-Klimawandel.pdf?__blob=publicationFile)

[https://www.bmel.de/DE/Wald-Fischerei/Forst-Holzwirtschaft/\\_texte/Waldstrategie2020.html;nn=1890222](https://www.bmel.de/DE/Wald-Fischerei/Forst-Holzwirtschaft/_texte/Waldstrategie2020.html;nn=1890222)

**Other relevant information**, including case studies to illustrate how the measure taken has resulted in (or is expected to result in) outcomes that contribute to the implementation of the NBSAP

<Text entry>

**Relevant websites, web links and files** (Please use this field to indicate any relevant websites, web links or documents where additional information can be found)

<Add link> <Add file>

**Obstacles and scientific and technical needs related to the measure taken:** Please describe what obstacles have been encountered and any scientific and technical needs for addressing these, including technical and scientific cooperation, capacity development activities or the need for guidance materials.

<Text entry>

**Relevant websites, web links and files** (Please use this field to indicate any relevant websites, web links or documents where additional information related to these obstacles and scientific and technical needs can be found).

<Add link> <Add file>

## Assessment of progress towards National Target 25

### [Section III. Assessment of progress towards each national target

Using the template below, please assess the level of progress made towards each of your country's national targets or similar commitments. The template should be replicated for each national target. If your country has not set national targets please use the Aichi Biodiversity Targets.]

### III. Assessment of progress towards each national target

#### Target

Adapt forests to the challenges of climate change, for example by growing mixed stands of maximum diversity.

**Category of progress towards the implementation of the selected target:**

- On track to exceed target
- On track to achieve target
- Progress towards target but at an insufficient rate
- No significant change
- Moving away from target
- Unknown

**Date the assessment was done:**

2012 (Third German National Forest Inventory (BWI 3))

**Additional information** (Please provide information on the evidence used in the assessment of this target, drawing upon relevant information provided in section II, including obstacles in undertaking the assessment).

<Text entry>

**Indicators used in this assessment**

Indicators from BWI 3 (Third German National Forest Inventory), such as forest area, change in forest area, growing stock, change in growing stock, increment, timber harvesting, loss, tree species, age class, harvesting restrictions, near-natural condition, biotopes subject to special protection, stocking, etc.

or:

- No indicator used

**Please describe any other tools or means used for assessing progress**

<Text entry>

**Relevant websites, web links and files** (Please use this field to indicate any relevant websites, web links or documents where additional information related to this assessment can be found).

2017 Waldbericht, 2020 Forest Strategy, BWI,

**Level of confidence of the above assessment**

- Based on comprehensive evidence
- Based on partial evidence
- Based on limited evidence

**Please provide an explanation for the level of confidence indicated above.**

The funding guidelines of the federal government and the Länder and documentation of disbursements provide unequivocal, complete evidence of business procedures. The National Forest Inventory results prove the effectiveness of the measures.

**Adequacy of monitoring information to support assessment**

- Monitoring related to this target is adequate
- Monitoring related to this target is partial (e.g. only covering part of the area or issue)
- No monitoring system in place
- Monitoring is not needed

**Please describe how the target is monitored and indicate whether there is a monitoring system in place**

BWI (National Forest Inventory): monitoring is done using the National Forest Inventory.

**Relevant websites, web links and files** (Please use this field to indicate any relevant websites, web links or documents where additional information related to the monitoring system can be found)

<https://www.bundeswaldinventur.de/>

## National contribution to the achievement of Aichi Target 15

**[Section IV. Description of the national contribution to the achievement of each global Aichi Biodiversity Target**

Using the template below, please describe your country's contribution towards the achievement of each global Aichi Biodiversity Target. This template should be replicated for each of the Aichi Biodiversity Targets.

For Parties whose national targets are identical to the Aichi Biodiversity Targets, some of this information may be captured in sections II and III above. Please provide additional descriptions of your country's national contribution to the achievement of each global Aichi Biodiversity Target.]

### IV. Description of national contribution to the achievement of each Aichi Biodiversity Target

#### Aichi Biodiversity Target 15

Conservation/Restoration of ecosystems (climate action)

**Please describe how and to what extent your country has contributed to the achievement of this Aichi Biodiversity Target and summarize the evidence used to support this description:**

[See National Target 25 \(section 1\) and its measures \(section II\)](#)

**Please describe other activities contributing to the achievement of the Aichi Biodiversity Target at the global level (optional)**

<Text entry>

**Based on the description of your country's contributions to the achievement of the Aichi Biodiversity Targets, please describe how and to what extent these contributions support the implementation of the 2030 Agenda for Sustainable Development and the Sustainable Development Goals:**

<Text entry>

## Aichi Target 16

### Access to genetic resources

By 2015, the Nagoya Protocol on Access to Genetic Resources and the Fair and Equitable Sharing of Benefits Arising from their Utilization is in force and operational, consistent with national legislation.

## National Target 26

### Access to genetic resources, and fair and equitable benefit sharing is guaranteed.

#### [Section I. Information on the targets being pursued at the national level

If your country has set and/or adopted national targets or equivalent commitments related to the Strategic Plan for Biodiversity 2011-2020 please use the following template to describe them. Please complete this template for each of your country's national targets. National targets entered in this section will be linked to section III so that progress in their implementation can be assessed. If your country has not set or adopted any national targets related to the Strategic Plan for Biodiversity 2011-2020 please indicate so in the first box and move to section II.]

#### I. Information on the targets being pursued at the national level

My country has adopted national biodiversity targets or equivalent commitments in line with the Strategic Plan for Biodiversity 2011-2020 and the Aichi Targets

or

My country has not adopted national biodiversity targets and is reporting progress using the Aichi Biodiversity Targets for reference. (Move to section II. In section III, the Aichi Biodiversity Targets should be used for the purpose of this report as the national targets and progress should be assessed towards their achievement in the national context.)

**National Target 26** (Please use the official title, if available)

Access to genetic resources, and fair and equitable benefit sharing is guaranteed.

#### Rationale for the national target

A large proportion of biodiversity and genetic resources is found in developing countries, while the technologies for using them tend to be concentrated mainly in industrial countries. According to the CBD and the Nagoya Protocol (as well as the Bonn Guidelines), if required by the law of the provider country, access is subject to prior informed consent (PIC) and mutually agreed terms (MAT) concerning fair and equitable sharing of the benefits arising out of the utilisation of genetic resources. Genetic resources are a significant economic factor, and are also used in many fields in Germany, for example in agriculture (plant breeding) and in pharmaceutical research. Particularly in developing countries that are rich in resources, the fair and equitable sharing of benefits arising out of the utilisation of genetic resources may help to achieve the third objective cited in Article 1 of the CBD.

Article 15 of the CBD and the provisions of the Nagoya Protocol provide an international framework defining essential points for designing an international system for access to genetic resources and benefit sharing. The essential principles are that access to genetic resources must be ensured but that there must also be fair and equitable sharing of benefits arising from their use.

**Level of application** (Please specify the level to which the target applies):

- Regional/multilateral – please indicate area concerned <Text entry>  
 National/federal  
 Subnational – please indicate area concerned <Text entry>

**Relevance of the national targets to the Aichi Biodiversity Targets** (Links between national targets and Aichi Biodiversity Targets.)

**Main related Aichi Biodiversity Targets** (Please select one or more Aichi Biodiversity Target to which the national target is wholly or partially related. Parties can select an entire target or a target component (not shown below))

- 1  6  11  16  
 2  7  12  17  
 3  8  13  18  
 4  9  14  19  
 5  10  15  20

**Other related Aichi Biodiversity Targets** (Please select one or more Aichi Biodiversity Target to which the national target is indirectly related.)

- 1  6  11  16  
 2  7  12  17  
 3  8  13  18  
 4  9  14  19  
 5  10  15  20

or

- National target has no corresponding Aichi Biodiversity Target or relates to other parts of the Strategic Plan for Biodiversity – please explain

<Text entry>

**Other relevant information** (Please use this field to provide any other relevant information, such as the process of developing and adopting the national target, the stakeholders involved or the strategies and plans in which this national target has been included.)

The national targets described in the National Communication are set out in the National Strategy on Biological Diversity. The strategy formulates a concrete vision for the future, and specifies quality targets and action objectives for all biodiversity-related topics. The National Strategy contains a large number of targets (> 300), the most important of which have been selected for the National Report. In the overall strategy, equal consideration is given to environmental, economic and social aspects, in keeping with the guiding principle of sustainability.

Government cannot simply dictate sustainable development. The players in industry and society must make this topic their own if the strategy is to be successfully implemented and its targets met. With this in mind, experts were consulted at a very early stage in the process.



**Relevant websites, web links, and files** (Please use this field to indicate any relevant websites, web links or documents where additional information related to this national target can be found.)

[https://www.bmu.de/fileadmin/Daten\\_BMU/Pool/Broschueren/nationale\\_strategie\\_biologische\\_vielfalt\\_2015\\_bf.pdf](https://www.bmu.de/fileadmin/Daten_BMU/Pool/Broschueren/nationale_strategie_biologische_vielfalt_2015_bf.pdf)

<https://www.bmu.de/themen/natur-biologische-vielfalt-arten/naturschutz-biologische-vielfalt/internationales-eu/nagoya-protokoll/>

<https://www.bfn.de/en/activities/nagoya-protocol-utilisation-of-genetic-resources/abs-in-germany.html>

<https://www.bmz.de/de/themen/biodiversitaet/arbeitsfelder/gewinne/index.html>

## Measure 1: Act Implementing the Obligations under the Nagoya Protocol and Transposing Regulation (EU) No 511/2014

[Section II. Implementation measures taken, assessment of their effectiveness, associated obstacles and scientific and technical needs to achieve national targets

Using the template below, please report on the major measures your country has taken to implement its national biodiversity strategy and action plan. Please also provide an assessment of the effectiveness of these measures. The template should be replicated for each measure reported.]

### II. Implementation measures, their effectiveness, and associated obstacles and scientific and technical needs to achieve national targets

**Describe a measure taken to contribute to the implementation of your country's national biodiversity strategy and action plan**

Adoption of the Act Implementing the Obligations Under the Nagoya Protocol and Transposing Regulation (EU) No 511/2014 of 25 November 2015 (Federal Law Gazette (BGBl.) I page 2092).

**For the implementation measure, please indicate to which national or Aichi Biodiversity Target(s) it contributes**

**National Target 26:**

Access to genetic resources, and fair and equitable benefit sharing is guaranteed.

**Aichi Target 16:**

Access to genetic resources

**Assessment of the effectiveness of the implementation measure taken in achieving desired outcomes:**

- Measure taken has been effective
- Measure taken has been partially effective
- Measure taken has been ineffective
- Unknown

**Please explain the selection and where possible indicate the tools or methodology used for the assessment of effectiveness above**

The purpose of the Act is to guarantee effective implementation in Germany of the requirements of the Nagoya Protocol and Regulation (EU) No 511/2014, adopted at EU level, for the same purpose. This is achieved by specifying the authorities responsible for enforcement and defining provisions on intervention and sanctions. This goal has been achieved with adoption of the Act.

**Relevant websites, web links and files** (Please use this field to indicate any relevant websites, web links or documents where additional information related to this assessment can be found).

<Add link> <Add file>

**Other relevant information**, including case studies to illustrate how the measure taken has resulted in (or is expected to result in) outcomes that contribute to the implementation of the NBSAP

<Text entry>

**Relevant websites, web links and files** (Please use this field to indicate any relevant websites, web links or documents where additional information can be found)

<https://www.bfn.de/en/activities/nagoya-protocol-utilisation-of-genetic-resources/abs-in-germany.html>

**Obstacles and scientific and technical needs related to the measure taken:** Please describe what obstacles have been encountered and any scientific and technical needs for addressing these, including technical and scientific cooperation, capacity development activities or the need for guidance materials.

<Text entry>

**Relevant websites, web links and files** (Please use this field to indicate any relevant websites, web links or documents where additional information related to these obstacles and scientific and technical needs can be found).

<Add link> <Add file>

## Measure 2: Implementation of the International Treaty on Plant Genetic Resources for Food and Agriculture (ITPGRFA)

**[Section II. Implementation measures taken, assessment of their effectiveness, associated obstacles and scientific and technical needs to achieve national targets**

Using the template below, please report on the major measures your country has taken to implement its national biodiversity strategy and action plan. Please also provide an assessment of the effectiveness of these measures. The template should be replicated for each measure reported.]

### II. Implementation measures, their effectiveness, and associated obstacles and scientific and technical needs to achieve national targets

**Describe a measure taken to contribute to the implementation of your country's national biodiversity strategy and action plan**

Access

Germany has ratified the Treaty on 31 March 2004. The Plant Treaty was endorsed by a national law: „Gesetz zu dem Internationalen Vertrag vom 3. November 2001 über pflanzengenetische Ressourcen für Ernährung und Landwirtschaft vom 10. September 2003“, Federal Law Gazette 2003, Part II, No 23,

published in Bonn on 16 September 2003 (in German only). In Germany, the responsibilities for PGRFA are shared between the Federal as well as the Laender authorities and institutions. At the federal level, the Federal Ministry of Food and Agriculture (BMEL) holds the responsibility for genetic resources for food and agriculture including PGRFA and is inter alia the Focal Point for the Treaty. According to the Plant Treaty and the national law, access to PGRFA that are under the management and control of Germany, are provided by German Genebanks via the Standard Material Transfer Agreement of the Plant Treaty.

**For the implementation measure, please indicate to which national or Aichi Biodiversity Target(s) it contributes**

**National Target 26:**

Access to genetic resources, and fair and equitable benefit sharing is guaranteed.

**Aichi Target 16:**

Access to genetic resources

**Assessment of the effectiveness of the implementation measure taken in achieving desired outcomes:**

- Measure taken has been effective
- Measure taken has been partially effective
- Measure taken has been ineffective
- Unknown

**Please explain the selection and where possible indicate the tools or methodology used for the assessment of effectiveness above**

All PGRFA collections in the public sector exchange material using the SMTA.

**Relevant websites, web links and files** (Please use this field to indicate any relevant websites, web links or documents where additional information related to this assessment can be found).

<https://www.genres.de/internationales/internationaler-saatgutvertrag/>

**Other relevant information**, including case studies to illustrate how the measure taken has resulted in (or is expected to result in) outcomes that contribute to the implementation of the NBSAP

<Text entry>

**Relevant websites, web links and files** (Please use this field to indicate any relevant websites, web links or documents where additional information can be found)

<Add link> <Add file>

**Obstacles and scientific and technical needs related to the measure taken:** Please describe what obstacles have been encountered and any scientific and technical needs for addressing these, including technical and scientific cooperation, capacity development activities or the need for guidance materials.

<Text entry>

**Relevant websites, web links and files** (Please use this field to indicate any relevant websites, web links or documents where additional information related to these obstacles and scientific and technical needs can be found).

<Add link> <Add file>

## Assessment of progress towards National Target 26

### [Section III. Assessment of progress towards each national target

Using the template below, please assess the level of progress made towards each of your country's national targets or similar commitments. The template should be replicated for each national target. If your country has not set national targets please use the Aichi Biodiversity Targets.]

<b>III. Assessment of progress towards each national target</b>
<p><b>Target</b></p> <p>Access to genetic resources, and fair and equitable benefit sharing is guaranteed.</p>
<p><b>Category of progress towards the implementation of the selected target:</b></p> <p> <input type="checkbox"/> On track to exceed target  <input checked="" type="checkbox"/> On track to achieve target  <input type="checkbox"/> Progress towards target but at an insufficient rate  <input type="checkbox"/> No significant change  <input type="checkbox"/> Moving away from target  <input type="checkbox"/> Unknown         </p>
<p><b>Date the assessment was done:</b></p> <p>20.08.2018</p>
<p><b>Additional information</b> (Please provide information on the evidence used in the assessment of this target, drawing upon relevant information provided in section II, including obstacles in undertaking the assessment).</p> <p>Germany has decided not to adopt provisions restricting access to genetic resources under its sovereignty. This means that the greatest possible freedom of access is guaranteed.</p> <p>Germany also contributes to guaranteeing fair and equitable sharing of benefits associated with the utilisation of genetic resources from third countries which have established access regulations because it has adopted the Act Implementing the Obligations under the Nagoya Protocol and Transposing Regulation (EU) No 511/2014, which specifies the responsible enforcement authorities and defines rules for intervention and sanctions. Germany has thus created all of the structures needed for it to contribute to functioning of the system of ABS compliance monitoring established at EU level by adoption of Regulation (EU) No 511/2014.</p> <p>In the area of plant genetic resources for agriculture and food, access to all PGRFA under the terms of the International Treaty on Plant Genetic Resources for Food and Agriculture is guaranteed.</p> <p>This assessment is not subject to further "evidence", since objective standards for this are lacking. Ultimately, the degree to which international systems such as the ABS systems function – the implementation of which is at issue here – is never attributable solely to the action or failure to act of an individual participant.</p>
<p><b>Indicators used in this assessment</b></p> <p><i>Indicator(s) used in this assessment</i></p> <p>&lt;Indicator(s) used&gt; Please provide a list of indicators used for the assessment of this target</p>

or:

No indicator used

**Please describe any other tools or means used for assessing progress**

<Text entry>

**Relevant websites, web links and files** (Please use this field to indicate any relevant websites, web links or documents where additional information related to this assessment can be found).

<https://www.bfn.de/en/activities/nagoya-protocol-utilisation-of-genetic-resources/abs-in-germany.html>

**Level of confidence of the above assessment**

Based on comprehensive evidence

Based on partial evidence

Based on limited evidence

**Please provide an explanation for the level of confidence indicated above.**

For the reasons stated above, the assessment here that Germany has done everything it can to ensure achievement of the target is not subject to any further “evidence”. In that respect, the degree of certainty about this assessment cannot be made dependent on the availability of “evidentiary material”.

**Adequacy of monitoring information to support assessment**

Monitoring related to this target is adequate

Monitoring related to this target is partial (e.g. only covering part of the area or issue)

No monitoring system in place

Monitoring is not needed

**Please describe how the target is monitored and indicate whether there is a monitoring system in place**

The German government must submit an annual report to parliament concerning progress in implementation of the Nagoya Protocol with regard to consultation and enforcement.

**Relevant websites, web links and files** (Please use this field to indicate any relevant websites, web links or documents where additional information related to the monitoring system can be found)

<http://dip21.bundestag.de/dip21/btd/19/002/1900298.pdf>

<http://dipbt.bundestag.de/dip21/btd/19/064/1906495.pdf>

<https://pgrdeu.genres.de/suche>

## National contribution to the achievement of Aichi Target 16

[Section IV. Description of the national contribution to the achievement of each global Aichi Biodiversity Target

Using the template below, please describe your country’s contribution towards the achievement of each global Aichi Biodiversity Target. This template should be replicated for each of the Aichi Biodiversity Targets.

For Parties whose national targets are identical to the Aichi Biodiversity Targets, some of this information may be captured in sections II and III above. Please provide additional descriptions of your country’s national contribution to the achievement of each global Aichi Biodiversity Target.]

<p><b>IV. Description of national contribution to the achievement of each Aichi Biodiversity Target</b></p>
<p><b>Aichi Biodiversity Target 16</b> Access to genetic resources</p>
<p><b>Please describe how and to what extent your country has contributed to the achievement of this Aichi Biodiversity Target and summarize the evidence used to support this description:</b></p> <p>Germany signed the Nagoya Protocol in 2011 and ratified it in spring 2016 (see <a href="https://www.cbd.int/abs/nagoya-protocol/signatories/default.shtml">https://www.cbd.int/abs/nagoya-protocol/signatories/default.shtml</a>). Germany has continued to contribute to the effectiveness of the Protocol by adopting its own implementing legislation (see <a href="https://www.bfn.de/en/activities/nagoya-protocol-utilisation-of-genetic-resources/abs-in-germany.html">https://www.bfn.de/en/activities/nagoya-protocol-utilisation-of-genetic-resources/abs-in-germany.html</a>) and by actively participating in the development of implementing legislation at EU level (see <a href="http://ec.europa.eu/environment/nature/biodiversity/international/abs/index_en.htm">http://ec.europa.eu/environment/nature/biodiversity/international/abs/index_en.htm</a>). It has also supported other countries in establishing their own national ABS structures and/or making them more effective (see <a href="https://www.giz.de/en/worldwide/64063.html">https://www.giz.de/en/worldwide/64063.html</a>).</p> <p>Germany has been a party to the International Treaty on Plant Genetic Resources for Food and Agriculture (ITPGRFA) since 31 March 2004 and fully supports its aims, namely conserving and sustainably using plant genetic resources for food and agriculture, as well as fair and equitable sharing of the benefits arising from their use.</p> <p>Germany has made more than 115,000 accessions of plant genetic resources available in the multilateral system of the ITPGRFA. They can be searched using the national inventory of plant genetic resources. (See <a href="https://pgrdeu.genres.de/suche">https://pgrdeu.genres.de/suche</a>)</p>
<p><b>Please describe other activities contributing to the achievement of the Aichi Biodiversity Target at the global level (optional)</b></p> <p>&lt;Text entry&gt;</p>
<p><b>Based on the description of your country’s contributions to the achievement of the Aichi Biodiversity Targets, please describe how and to what extent these contributions support the implementation of the 2030 Agenda for Sustainable Development and the Sustainable Development Goals:</b></p> <p>Germany’s efforts to achieve Aichi Target 16 simultaneously support the implementation of Sustainable Development Goals 2 and 15 (Targets 2.5 and 15.6.) This means they also contribute to implementation of the 2030 Agenda for Sustainable Development.</p>

## Aichi Target 17:

### Biodiversity strategies and action plans

By 2015 each Party has developed, adopted as a policy instrument, and has commenced implementing an effective, participatory and updated national biodiversity strategy and action plan.

## National Target 27

### Implementation of the National Strategy on Biological Diversity

#### [Section I. Information on the targets being pursued at the national level

If your country has set and/or adopted national targets or equivalent commitments related to the Strategic Plan for Biodiversity 2011-2020 please use the following template to describe them. Please complete this template for each of your country's national targets. National targets entered in this section will be linked to section III so that progress in their implementation can be assessed. If your country has not set or adopted any national targets related to the Strategic Plan for Biodiversity 2011-2020 please indicate so in the first box and move to section II.]

<p><b>I. Information on the targets being pursued at the national level</b></p> <p><input checked="" type="checkbox"/> My country has adopted national biodiversity targets or equivalent commitments in line with the Strategic Plan for Biodiversity 2011-2020 and the Aichi Targets</p> <p>or</p> <p><input type="checkbox"/> My country has not adopted national biodiversity targets and is reporting progress using the Aichi Biodiversity Targets for reference. (Move to section II. In section III, the Aichi Biodiversity Targets should be used for the purpose of this report as the national targets and progress should be assessed towards their achievement in the national context.)</p>
<p><b>National Target 27</b> (Please use the official title, if available)</p> <p>Implementation of the National Strategy on Biological Diversity.</p>
<p><b>Rationale for the national target</b></p> <p>The implementation of the National Strategy on Biological Diversity is a key obligation under the CBD.</p>
<p><b>Level of application</b> (Please specify the level to which the target applies):</p> <p><input type="checkbox"/> Regional/multilateral – please indicate area concerned &lt;Text entry&gt;</p> <p><input checked="" type="checkbox"/> National/federal</p> <p><input type="checkbox"/> Subnational – please indicate area concerned &lt;Text entry&gt;</p>

**Relevance of the national targets to the Aichi Biodiversity Targets** (Links between national targets and Aichi Biodiversity Targets.)

**Main related Aichi Biodiversity Targets** (Please select one or more Aichi Biodiversity Target to which the national target is wholly or partially related. Parties can select an entire target or a target component (not shown below))

- |                            |                             |                             |  |
|----------------------------|-----------------------------|-----------------------------|--|
| <input type="checkbox"/> 1 | <input type="checkbox"/> 6  | <input type="checkbox"/> 11 | <input type="checkbox"/> 16            |
| <input type="checkbox"/> 2 | <input type="checkbox"/> 7  | <input type="checkbox"/> 12 | <input checked="" type="checkbox"/> 17 |
| <input type="checkbox"/> 3 | <input type="checkbox"/> 8  | <input type="checkbox"/> 13 | <input type="checkbox"/> 18            |
| <input type="checkbox"/> 4 | <input type="checkbox"/> 9  | <input type="checkbox"/> 14 | <input type="checkbox"/> 19            |
| <input type="checkbox"/> 5 | <input type="checkbox"/> 10 | <input type="checkbox"/> 15 | <input type="checkbox"/> 20            |

**Other related Aichi Biodiversity Targets** (Please select one or more Aichi Biodiversity Target to which the national target is indirectly related.)

- |                            |                             |                             |                             |
|----------------------------|-----------------------------|-----------------------------|-----------------------------|
| <input type="checkbox"/> 1 | <input type="checkbox"/> 6  | <input type="checkbox"/> 11 | <input type="checkbox"/> 16 |
| <input type="checkbox"/> 2 | <input type="checkbox"/> 7  | <input type="checkbox"/> 12 | <input type="checkbox"/> 17 |
| <input type="checkbox"/> 3 | <input type="checkbox"/> 8  | <input type="checkbox"/> 13 | <input type="checkbox"/> 18 |
| <input type="checkbox"/> 4 | <input type="checkbox"/> 9  | <input type="checkbox"/> 14 | <input type="checkbox"/> 19 |
| <input type="checkbox"/> 5 | <input type="checkbox"/> 10 | <input type="checkbox"/> 15 | <input type="checkbox"/> 20 |

or

National target has no corresponding Aichi Biodiversity Target or relates to other parts of the Strategic Plan for Biodiversity – please explain

<Text entry>

**Other relevant information** (Please use this field to provide any other relevant information, such as the process of developing and adopting the national target, the stakeholders involved or the strategies and plans in which this national target has been included.)

<Text entry>

**Relevant websites, web links, and files** (Please use this field to indicate any relevant websites, web links or documents where additional information related to this national target can be found.)

<Add link> <Add file>



**Measure 1: Support for implementation provided by funding programmes such as chance.natur, the Federal Biodiversity Programme, sectoral research, the Federal Scheme for Organic Farming and Other Forms of Sustainable Agriculture (BÖLN), and the BMBF-BMU funding measure Research on Implementation of the National Biodiversity Strategy (F&U NBS)**

**[Section II. Implementation measures taken, assessment of their effectiveness, associated obstacles and scientific and technical needs to achieve national targets**

Using the template below, please report on the major measures your country has taken to implement its national biodiversity strategy and action plan. Please also provide an assessment of the effectiveness of these measures. The template should be replicated for each measure reported.]

<p><b>II. Implementation measures, their effectiveness, and associated obstacles and scientific and technical needs to achieve national targets</b></p>
<p><b>Describe a measure taken to contribute to the implementation of your country's national biodiversity strategy and action plan</b></p> <p>Implementation of the Federal Biodiversity Programme which, as a funding programme, is a key instrument of the NBS.</p>
<p><b>For the implementation measure, please indicate to which national or Aichi Biodiversity Target(s) it contributes</b></p> <p><b>National Target 27:</b> Implementation of the National Strategy on Biological Diversity.</p> <p><b>Aichi Target 17:</b> Biodiversity strategies and action plans</p>
<p><b>Assessment of the effectiveness of the implementation measure taken in achieving desired outcomes:</b></p> <p><input type="checkbox"/> Measure taken has been effective  <input checked="" type="checkbox"/> Measure taken has been partially effective  <input type="checkbox"/> Measure taken has been ineffective  <input type="checkbox"/> Unknown</p> <p><b>Please explain the selection and where possible indicate the tools or methodology used for the assessment of effectiveness above</b></p> <p>Projects that implement the NBS in a particularly exemplary and standard-setting way. As a result, they will serve as a model or inspiration for other projects that follow their lead, thereby increasing the effect sought by the NBS. Moreover, many different participants from various (interest) groups are involved as stakeholders in the projects, which contributes to understanding and successful continuation and therefore to success.</p> <p><b>Relevant websites, web links and files</b> (Please use this field to indicate any relevant websites, web links or documents where additional information related to this assessment can be found).</p> <p><a href="https://biologischevielfalt.bfn.de/bundesprogramm/projekte/laufende-projekte.html">https://biologischevielfalt.bfn.de/bundesprogramm/projekte/laufende-projekte.html</a></p>

<https://biologischevielfalt.bfn.de/bundesprogramm/projekte/abgeschlossene-projekte.html>  
[https://genres.de/fileadmin/SITE\\_MASTER/content/Publikationen/PGR\\_Nationales\\_Fachprogramm\\_Pflanz\\_engenetische\\_Ressourcen.pdf](https://genres.de/fileadmin/SITE_MASTER/content/Publikationen/PGR_Nationales_Fachprogramm_Pflanz_engenetische_Ressourcen.pdf)

<https://www.genres.de/fachportale/nutztiere/nationales-fachprogramm/>  
<https://www.genres.de/fachportale/baeume-und-straeucher/nationales-fachprogramm/>

<https://www.genres.de/fachportale/fische-und-andere-wassertiere/nationales-fachprogramm/>

**Other relevant information**, including case studies to illustrate how the measure taken has resulted in (or is expected to result in) outcomes that contribute to the implementation of the NBSAP

<Text entry>

**Relevant websites, web links and files** (Please use this field to indicate any relevant websites, web links or documents where additional information can be found)

[https://genres.de/fileadmin/SITE\\_MASTER/content/Publikationen/PGR\\_BEKO\\_Gesch%C3%A4ftsbericht.pdf](https://genres.de/fileadmin/SITE_MASTER/content/Publikationen/PGR_BEKO_Gesch%C3%A4ftsbericht.pdf)

**Obstacles and scientific and technical needs related to the measure taken:** Please describe what obstacles have been encountered and any scientific and technical needs for addressing these, including technical and scientific cooperation, capacity development activities or the need for guidance materials.

<Text entry>

**Relevant websites, web links and files** (Please use this field to indicate any relevant websites, web links or documents where additional information related to these obstacles and scientific and technical needs can be found).

<Add link> <Add file>

## Measure 2: Support for implementation by the Agrobiodiversity Strategy and the national sectoral programmes for PGR, TGR, FGR, AqGR

[Section II. Implementation measures taken, assessment of their effectiveness, associated obstacles and scientific and technical needs to achieve national targets

Using the template below, please report on the major measures your country has taken to implement its national biodiversity strategy and action plan. Please also provide an assessment of the effectiveness of these measures. The template should be replicated for each measure reported.]

### II. Implementation measures, their effectiveness, and associated obstacles and scientific and technical needs to achieve national targets

**Describe a measure taken to contribute to the implementation of your country's national biodiversity strategy and action plan**

An Agrobiodiversity Strategy has been developed to ensure the conservation and sustainable use of biological diversity for food, agriculture, forestry, and fishing in Germany. The following national sectoral programmes establish the framework for measures and activities involving genetic resources:

- National Sectoral Programme for the Conservation and Sustainable Use of Plant Genetic Resources from Agricultural and Horticultural Crops
- National Sectoral Programme for the Conservation and Sustainable Use of Animal Genetic Resources in Germany
- National Sectoral Programme for the Conservation and Sustainable Use of Forest Genetic Resources in Germany
- National Sectoral Programme for the Conservation and Sustainable Use of Aquatic Genetic Resources

Implementation of the National Sectoral Programmes is monitored and supported by the sectoral coordination bodies made up of representatives from politics, administration, the sciences, breeders, practitioners, and other relevant institutions and organisations. The Scientific Advisory Board on Biodiversity and Genetic Resources at the Federal Ministry of Food and Agriculture handles cross-sectoral interdisciplinary subjects related to agro-biodiversity. The Advisory Board prepares expert reports and makes recommendations on current agro-biodiversity issues, such as protecting biodiversity in grassland, bio-patenting and the implementation of ABS rules.

The Information and Coordination Centre for Biological Diversity (IBV) of the Federal Institute for Agriculture and Food (BLE) coordinates many of these activities, conducts the key public relations work and runs the secretariats/offices for the Scientific Advisory Board and the specialist bodies.

**For the implementation measure, please indicate to which national or Aichi Biodiversity Target(s) it contributes**

**National Target 27:**

Implementation of the National Strategy on Biological Diversity.

**Aichi Target 17:**

Biodiversity strategies and action plans

**Assessment of the effectiveness of the implementation measure taken in achieving desired outcomes:**

- Measure taken has been effective  
 Measure taken has been partially effective  
 Measure taken has been ineffective  
 Unknown

**Please explain the selection and where possible indicate the tools or methodology used for the assessment of effectiveness above**

In the area of ex situ conservation of **plant genetic resources** for food and agriculture, over 100 conserving institutions such as gene banks, botanical gardens and collectors who have joined together to form conservation networks are active in Germany. In situ conservation of CWR species is ensured by protecting areas of land as part of nature conservation. The first steps in establishing genetic conservation areas for CWR species have been taken, with the initial focus on priority species such as wild grape, wild apple, wild pear, wild carrot and wild celery (*Apium*), as well as species-rich ecosystem types such as important grassland areas.

In situ conservation of **animal genetic resources** is primarily guaranteed by farms, “ark farms”, open-air museums and amateur breeders. Breeder associations play an important role by doing active breeding work and recording data on individual animals to estimate the threat to a given breed. Work is being done to create a national cryoreserve for purposes of ex situ conservation.

State institutions handle the conservation of **forest genetic resources** in Germany. The work is coordinated by a Federal Government/Länder Working Group (BLAG-FGR). BLAG-FGR coordinates cooperative efforts to implement the projects specified in the national sectoral programme based on an individual four-year measures plan for each project. Examples of some of the main priorities are listed below:

- Recording and evaluating existing forest genetic resources
- In situ measures (natural regeneration, conservation of populations and individual trees, sowing and planting in forests)
- Ex situ measures (evacuation, gene conservation seed orchards, gene banks)
- Use-based conservation (regeneration, management of existing stands, timber harvesting)
- Developing common research priorities

The purpose of this work on forest genetic resources is to continue to conserve the diversity of species and diversity within tree and shrub species, use forest genetic resources sustainably, restore viable populations of threatened tree and shrub species and contribute to the conservation and restoration of diverse forest ecosystems.

In spite of enhanced efforts over the last few years, some **commercial fish stocks** in the North and Baltic Seas are not yet within safe biological limits. However, further improvement in stocks is expected due to the fundamental reform of the Common Fisheries Policy on 1 January 2014. The reform means a change of course for European fisheries policy: sustainability has become the most important principle for fisheries. Much tougher measures will be taken to restore fish stocks. Given the overfishing of marine species, European fisheries policy relies on modern fisheries management methods. The principle of maximum sustainable yield (MSY) was to be applied to as many stocks as possible by 2015 and is to apply to all stocks by 2020, with multi-annual management plans being extended to all commercial fish stocks. This principle ensures the sustainable use of commercial stocks and forms the basis for economically viable fisheries (BMEL, [http://www.bmel.de/DE/Wald-Fischerei/05\\_Fischerei/EU-Fischerei/\\_Texte/Reform-Gemeinsame-Fischereipolitik.html](http://www.bmel.de/DE/Wald-Fischerei/05_Fischerei/EU-Fischerei/_Texte/Reform-Gemeinsame-Fischereipolitik.html)). The EU Marine Strategy Framework Directive (MSFD) is of particular importance. It is based on the ecosystem approach and is aimed at protecting marine species and habitats and preventing the decline of biological diversity in the marine environment. Seventy per cent of freshwater fish species are classified as endangered and six per cent are classified as extinct (Specialist National Programme for Aquatic Genetic Resources, 2005). With the implementation of the EU Water Framework Directive, progress has been made in improving the ecological status of water bodies in Germany. In some cases, projects are underway to reintroduce extinct or endangered fish species in Germany, such as European salmon, European and Baltic sturgeon, shad or houting. Sustainable use of species of commercial interest, as well as the use of aquatic biodiversity for fish farming, will be the focus of future efforts.

**Relevant websites, web links and files** (Please use this field to indicate any relevant websites, web links or documents where additional information related to this assessment can be found).

<https://www.genres.de>

<https://www.genres.de/fachportale/agrobiodiversitaet/>

<https://www.genres.de/fachportale/kultur-und-wildpflanzen/>

<https://www.genres.de/fachportale/nutztiere/>

<https://www.genres.de/fachportale/baeume-und-straecher/>

<https://www.genres.de/fachportale/fische-und-andere-wassertiere/>

**Other relevant information**, including case studies to illustrate how the measure taken has resulted in (or is expected to result in) outcomes that contribute to the implementation of the NBSAP

More extensive information is contained in the German contribution to the FAO report entitled The State of the World's Biodiversity for Food and Agriculture,

[https://www.genres.de/fileadmin/SITE\\_MASTER/content/SITE\\_GENRES/downloads/docs/SoW\\_BFA\\_Germany.pdf](https://www.genres.de/fileadmin/SITE_MASTER/content/SITE_GENRES/downloads/docs/SoW_BFA_Germany.pdf)

**Relevant websites, web links and files** (Please use this field to indicate any relevant websites, web links or documents where additional information can be found)

<Add link> <Add file>

**Obstacles and scientific and technical needs related to the measure taken:** Please describe what obstacles have been encountered and any scientific and technical needs for addressing these, including technical and scientific cooperation, capacity development activities or the need for guidance materials.

See German contribution to the FAO report *The State of the World's Biodiversity for Food and Agriculture*

**Relevant websites, web links and files** (Please use this field to indicate any relevant websites, web links or documents where additional information related to these obstacles and scientific and technical needs can be found).

<Add link> <Add file>

### Measure 3: Biodiversity strategies of the Länder

**[Section II. Implementation measures taken, assessment of their effectiveness, associated obstacles and scientific and technical needs to achieve national targets**

Using the template below, please report on the major measures your country has taken to implement its national biodiversity strategy and action plan. Please also provide an assessment of the effectiveness of these measures. The template should be replicated for each measure reported.]

#### **II. Implementation measures, their effectiveness, and associated obstacles and scientific and technical needs to achieve national targets**

**Describe a measure taken to contribute to the implementation of your country's national biodiversity strategy and action plan**

[Developing biodiversity strategies at Land level to implement the National Strategy on Biological Diversity.](#)

**For the implementation measure, please indicate to which national or Aichi Biodiversity Target(s) it contributes**

**National Target 27:**

Implementation of the National Strategy on Biological Diversity.

**Aichi Target 17:**

Biodiversity strategies and action plans

**Assessment of the effectiveness of the implementation measure taken in achieving desired outcomes:**

- Measure taken has been effective
- Measure taken has been partially effective
- Measure taken has been ineffective
- Unknown

**Please explain the selection and where possible indicate the tools or methodology used for the assessment of effectiveness above**

The Länder are responsible for implementing strategies. The fact that 14 of the 16 German Länder have now developed their own action programmes must be assessed positively. Progress with implementation is not known.

**Relevant websites, web links and files** (Please use this field to indicate any relevant websites, web links or documents where additional information related to this assessment can be found).

2017 accountability report, pages 13-14

[https://www.bmu.de/fileadmin/Daten\\_BMU/Download\\_PDF/Naturschutz/nationale\\_strategie\\_rechenschaftsbericht\\_2017\\_bf.pdf](https://www.bmu.de/fileadmin/Daten_BMU/Download_PDF/Naturschutz/nationale_strategie_rechenschaftsbericht_2017_bf.pdf)

**Other relevant information**, including case studies to illustrate how the measure taken has resulted in (or is expected to result in) outcomes that contribute to the implementation of the NBSAP

<Text entry>

**Relevant websites, web links and files** (Please use this field to indicate any relevant websites, web links or documents where additional information can be found)

<Add link> <Add file>

**Obstacles and scientific and technical needs related to the measure taken:** Please describe what obstacles have been encountered and any scientific and technical needs for addressing these, including technical and scientific cooperation, capacity development activities or the need for guidance materials.

<Text entry>

**Relevant websites, web links and files** (Please use this field to indicate any relevant websites, web links or documents where additional information related to these obstacles and scientific and technical needs can be found).

<Add link> <Add file>

## Assessment of progress towards National Target 27

### [Section III. Assessment of progress towards each national target

Using the template below, please assess the level of progress made towards each of your country's national targets or similar commitments. The template should be replicated for each national target. If your country has not set national targets please use the Aichi Biodiversity Targets.]

III. Assessment of progress towards each national target
<b>Target</b> Implementation of the National Strategy on Biological Diversity.
<b>Category of progress towards the implementation of the selected target:</b>

- On track to exceed target
- On track to achieve target
- Progress towards target but at an insufficient rate
- No significant change
- Moving away from target
- Unknown

**Date the assessment was done:**

2017

**Additional information** (Please provide information on the evidence used in the assessment of this target, drawing upon relevant information provided in section II, including obstacles in undertaking the assessment).

Federal Biodiversity Programme: since the first projects began in 2011, new projects generally lasting six years, some of them very different, have been added each year.

**Indicators used in this assessment**

*Indicator(s) used in this assessment*

<Indicator(s) used> Please provide a list of indicators used for the assessment of this target

or:

- No indicator used

**Please describe any other tools or means used for assessing progress**

Federal Biodiversity Programme: every project is externally evaluated.

**Relevant websites, web links and files** (Please use this field to indicate any relevant websites, web links or documents where additional information related to this assessment can be found).

Funding guidelines of the Federal Biodiversity Programme:

[https://biologischesvielfalt.bfn.de/fileadmin/NBS/documents/Bundesprogramm/BPBV\\_23022018.pdf](https://biologischesvielfalt.bfn.de/fileadmin/NBS/documents/Bundesprogramm/BPBV_23022018.pdf)

[https://biologischesvielfalt.bfn.de/fileadmin/BfN/service/Dokumente/Evaluationsleitfaden\\_LNV\\_2017\\_PH5\\_Final\\_BITV\\_.pdf](https://biologischesvielfalt.bfn.de/fileadmin/BfN/service/Dokumente/Evaluationsleitfaden_LNV_2017_PH5_Final_BITV_.pdf)

**Level of confidence of the above assessment**

- Based on comprehensive evidence
- Based on partial evidence
- Based on limited evidence

**Please provide an explanation for the level of confidence indicated above.**

In the Federal Biodiversity Programme, one of the tasks of the aforementioned external evaluation is to assess implementation of the NBS.

**Adequacy of monitoring information to support assessment**

- Monitoring related to this target is adequate
- Monitoring related to this target is partial (e.g. only covering part of the area or issue)
- No monitoring system in place
- Monitoring is not needed

**Please describe how the target is monitored and indicate whether there is a monitoring system in place**

See external evaluation in the Federal Biodiversity Programme.

**Relevant websites, web links and files** (Please use this field to indicate any relevant websites, web links or documents where additional information related to the monitoring system can be found)

Evaluation guidelines for the Federal Biodiversity Programme:

[https://biologischevielfalt.bfn.de/fileadmin/BfN/service/Dokumente/Evaluationsleitfaden\\_LNV\\_2017\\_PH5\\_Final\\_BITV\\_.pdf](https://biologischevielfalt.bfn.de/fileadmin/BfN/service/Dokumente/Evaluationsleitfaden_LNV_2017_PH5_Final_BITV_.pdf)

## National contribution to the achievement of Aichi Target 17

**[Section IV. Description of the national contribution to the achievement of each global Aichi Biodiversity Target**

Using the template below, please describe your country's contribution towards the achievement of each global Aichi Biodiversity Target. This template should be replicated for each of the Aichi Biodiversity Targets.

For Parties whose national targets are identical to the Aichi Biodiversity Targets, some of this information may be captured in sections II and III above. Please provide additional descriptions of your country's national contribution to the achievement of each global Aichi Biodiversity Target.]

### IV. Description of national contribution to the achievement of each Aichi Biodiversity Target

#### Aichi Biodiversity Target 17

Biodiversity strategies and action plans

**Please describe how and to what extent your country has contributed to the achievement of this Aichi Biodiversity Target and summarize the evidence used to support this description:**

See National Target 27 (section 1) and its measures (section II)

**Please describe other activities contributing to the achievement of the Aichi Biodiversity Target at the global level (optional)**

<Text entry>

**Based on the description of your country's contributions to the achievement of the Aichi Biodiversity Targets, please describe how and to what extent these contributions support the implementation of the 2030 Agenda for Sustainable Development and the Sustainable Development Goals:**

<Text entry>



## Aichi Target 18

### Traditional knowledge and practices are respected

By 2020, the traditional knowledge, innovations and practices of indigenous and local communities relevant for the conservation and sustainable use of biodiversity, and their customary use of biological resources, are respected, subject to national legislation and relevant international obligations, and fully integrated and reflected in the implementation of the Convention with the full and effective participation of indigenous and local communities, at all relevant levels.

## National Target 28

### Conserve existing traditional knowledge about wild, medicinal and herbal plants.

#### [Section I. Information on the targets being pursued at the national level

If your country has set and/or adopted national targets or equivalent commitments related to the Strategic Plan for Biodiversity 2011-2020 please use the following template to describe them. Please complete this template for each of your country's national targets. National targets entered in this section will be linked to section III so that progress in their implementation can be assessed. If your country has not set or adopted any national targets related to the Strategic Plan for Biodiversity 2011-2020 please indicate so in the first box and move to section II.]

<p><b>I. Information on the targets being pursued at the national level</b></p> <p><input checked="" type="checkbox"/> My country has adopted national biodiversity targets or equivalent commitments in line with the Strategic Plan for Biodiversity 2011-2020 and the Aichi Targets</p> <p>or</p> <p><input type="checkbox"/> My country has not adopted national biodiversity targets and is reporting progress using the Aichi Biodiversity Targets for reference. (Move to section II. In section III, the Aichi Biodiversity Targets should be used for the purpose of this report as the national targets and progress should be assessed towards their achievement in the national context.)</p>
<p><b>National Target 28</b> (Please use the official title, if available)</p> <p>Conserve existing traditional knowledge about wild, medicinal and herbal plants.</p>
<p><b>Rationale for the national target</b></p> <p>In Germany there are large numbers of potentially usable wild plants and regional landraces that are associated with very special traditions of cultivation and use, as well as traditional production methods typical of individual regions. If this type of knowledge is not tracked down and recorded in an appropriate form in sufficient time, it will be irretrievably lost and traditional use of the associated plant genetic resources will no longer be possible.</p>
<p><b>Level of application</b> (Please specify the level to which the target applies):</p> <p><input type="checkbox"/> Regional/multilateral – please indicate area concerned &lt;Text entry&gt;</p> <p><input checked="" type="checkbox"/> National/federal</p> <p><input type="checkbox"/> Subnational – please indicate area concerned &lt;Text entry&gt;</p>

**Relevance of the national targets to the Aichi Biodiversity Targets** (Links between national targets and Aichi Biodiversity Targets.)

**Main related Aichi Biodiversity Targets** (Please select one or more Aichi Biodiversity Target to which the national target is wholly or partially related. Parties can select an entire target or a target component (not shown below))

- |                            |                             |                             |  |
|----------------------------|-----------------------------|-----------------------------|--|
| <input type="checkbox"/> 1 | <input type="checkbox"/> 6  | <input type="checkbox"/> 11 | <input type="checkbox"/> 16            |
| <input type="checkbox"/> 2 | <input type="checkbox"/> 7  | <input type="checkbox"/> 12 | <input type="checkbox"/> 17            |
| <input type="checkbox"/> 3 | <input type="checkbox"/> 8  | <input type="checkbox"/> 13 | <input checked="" type="checkbox"/> 18 |
| <input type="checkbox"/> 4 | <input type="checkbox"/> 9  | <input type="checkbox"/> 14 | <input type="checkbox"/> 19            |
| <input type="checkbox"/> 5 | <input type="checkbox"/> 10 | <input type="checkbox"/> 15 | <input type="checkbox"/> 20            |

**Other related Aichi Biodiversity Targets** (Please select one or more Aichi Biodiversity Target to which the national target is indirectly related.)

- |                            |                             |                             |                             |
|----------------------------|-----------------------------|-----------------------------|-----------------------------|
| <input type="checkbox"/> 1 | <input type="checkbox"/> 6  | <input type="checkbox"/> 11 | <input type="checkbox"/> 16 |
| <input type="checkbox"/> 2 | <input type="checkbox"/> 7  | <input type="checkbox"/> 12 | <input type="checkbox"/> 17 |
| <input type="checkbox"/> 3 | <input type="checkbox"/> 8  | <input type="checkbox"/> 13 | <input type="checkbox"/> 18 |
| <input type="checkbox"/> 4 | <input type="checkbox"/> 9  | <input type="checkbox"/> 14 | <input type="checkbox"/> 19 |
| <input type="checkbox"/> 5 | <input type="checkbox"/> 10 | <input type="checkbox"/> 15 | <input type="checkbox"/> 20 |

or

National target has no corresponding Aichi Biodiversity Target or relates to other parts of the Strategic Plan for Biodiversity – please explain

<Text entry>

**Other relevant information** (Please use this field to provide any other relevant information, such as the process of developing and adopting the national target, the stakeholders involved or the strategies and plans in which this national target has been included.)

<Text entry>

**Relevant websites, web links, and files** (Please use this field to indicate any relevant websites, web links or documents where additional information related to this national target can be found.)

<Add link> <Add file>

## Measure 1: List of endangered native vegetable varieties and traditional vegetable varieties

### [Section II. Implementation measures taken, assessment of their effectiveness, associated obstacles and scientific and technical needs to achieve national targets

Using the template below, please report on the major measures your country has taken to implement its national biodiversity strategy and action plan. Please also provide an assessment of the effectiveness of these measures. The template should be replicated for each measure reported.]

## II. Implementation measures, their effectiveness, and associated obstacles and scientific and technical needs to achieve national targets

### Describe a measure taken to contribute to the implementation of your country's national biodiversity strategy and action plan

The Division Urban Plant Ecophysiology at Humboldt-Universität zu Berlin conducted the research project on further development of the Red List of Endangered Native Crops for vegetables, which was funded by the Federal Ministry of Food and Agriculture (BMEL) through the Federal Institute for Agriculture and Food (BLE) (funding code 2811HS019), from 2012 to 2017. The Historically Used Vegetables database was created during the project. It provides information about 6,998 vegetable varieties that were described in seed and plant catalogues published by German nurseries, monographs, periodicals and test reports from 1836 to 1956.

### For the implementation measure, please indicate to which national or Aichi Biodiversity Target(s) it contributes

#### National Target 28:

Conserve existing traditional knowledge about wild, medicinal and herbal plants.

#### AICHI Target 18:

Traditional knowledge and practices are respected

### Assessment of the effectiveness of the implementation measure taken in achieving desired outcomes:

- Measure taken has been effective
- Measure taken has been partially effective
- Measure taken has been ineffective
- Unknown

### Please explain the selection and where possible indicate the tools or methodology used for the assessment of effectiveness above

<Text entry>

**Relevant websites, web links and files** (Please use this field to indicate any relevant websites, web links or documents where additional information related to this assessment can be found).

<https://pgrdeu.genres.de/rlistgemuese>

[https://service.ble.de/ptdb/index2.php?detail\\_id=26710&site\\_key=141&stichw=2811HS019&zeilenzahl\\_zae\\_hler=1#newContent](https://service.ble.de/ptdb/index2.php?detail_id=26710&site_key=141&stichw=2811HS019&zeilenzahl_zae_hler=1#newContent)

**Other relevant information**, including case studies to illustrate how the measure taken has resulted in (or is expected to result in) outcomes that contribute to the implementation of the NBSAP

<Text entry>

**Relevant websites, web links and files** (Please use this field to indicate any relevant websites, web links or documents where additional information can be found)

<Add link> <Add file>

**Obstacles and scientific and technical needs related to the measure taken:** Please describe what obstacles have been encountered and any scientific and technical needs for addressing these, including technical and scientific cooperation, capacity development activities or the need for guidance materials.

<Text entry>

**Relevant websites, web links and files** (Please use this field to indicate any relevant websites, web links or documents where additional information related to these obstacles and scientific and technical needs can be found).

<Add link> <Add file>

## Measure 2: Model and demonstration projects on the use of old/ endangered crops and animals

### [Section II. Implementation measures taken, assessment of their effectiveness, associated obstacles and scientific and technical needs to achieve national targets

Using the template below, please report on the major measures your country has taken to implement its national biodiversity strategy and action plan. Please also provide an assessment of the effectiveness of these measures. The template should be replicated for each measure reported.]

#### II. Implementation measures, their effectiveness, and associated obstacles and scientific and technical needs to achieve national targets

##### Describe a measure taken to contribute to the implementation of your country's national biodiversity strategy and action plan

Model and demonstration projects are funded to highlight examples of good practice in eliminating existing shortcomings and problems in maintaining and sustainably using agro-biodiversity and to develop and implement innovative concepts that will inspire others. The basis for the funding is the guideline of the Federal Ministry of Food and Agriculture (BMEL) on funding model and demonstration projects in the area of conservation and innovative, sustainable use of biodiversity dated 28 January 2015 (published in Federal Gazette Official Section 06.02.2015 B2).

##### For the implementation measure, please indicate to which national or Aichi Biodiversity Target(s) it contributes

###### National Target 28:

Conserve existing traditional knowledge about wild, medicinal and herbal plants.

###### AICHI Target 18:

Traditional knowledge and practices are respected

##### Assessment of the effectiveness of the implementation measure taken in achieving desired outcomes:

- Measure taken has been effective
- Measure taken has been partially effective
- Measure taken has been ineffective
- Unknown

##### Please explain the selection and where possible indicate the tools or methodology used for the assessment of effectiveness above

<Text entry>

**Relevant websites, web links and files** (Please use this field to indicate any relevant websites, web links or documents where additional information related to this assessment can be found).

<Add link> <Add file>

**Other relevant information**, including case studies to illustrate how the measure taken has resulted in (or is expected to result in) outcomes that contribute to the implementation of the NBSAP

<Text entry>

**Relevant websites, web links and files** (Please use this field to indicate any relevant websites, web links or documents where additional information can be found)

[https://www.ble.de/DE/Projektfoerderung/Foerderungen-Auftraege/Modellvorhaben/Biologische-Vielfalt/biologische-vielfalt.html?nn=8903770&cms\\_pos=2](https://www.ble.de/DE/Projektfoerderung/Foerderungen-Auftraege/Modellvorhaben/Biologische-Vielfalt/biologische-vielfalt.html?nn=8903770&cms_pos=2)

[https://genres.de/fileadmin/SITE\\_MASTER/content/Publikationen/ABD\\_BioVielfalt\\_BMEL.pdf](https://genres.de/fileadmin/SITE_MASTER/content/Publikationen/ABD_BioVielfalt_BMEL.pdf)

**Obstacles and scientific and technical needs related to the measure taken:** Please describe what obstacles have been encountered and any scientific and technical needs for addressing these, including technical and scientific cooperation, capacity development activities or the need for guidance materials.

<Text entry>

**Relevant websites, web links and files** (Please use this field to indicate any relevant websites, web links or documents where additional information related to these obstacles and scientific and technical needs can be found).

<Add link> <Add file>

## Assessment of progress towards National Target 28

### [Section III. Assessment of progress towards each national target

Using the template below, please assess the level of progress made towards each of your country's national targets or similar commitments. The template should be replicated for each national target. If your country has not set national targets please use the Aichi Biodiversity Targets.]

### III. Assessment of progress towards each national target

#### Target

Conserve existing traditional knowledge about wild, medicinal and herbal plants.

#### Category of progress towards the implementation of the selected target:

- On track to exceed target
- On track to achieve target
- Progress towards target but at an insufficient rate
- No significant change
- Moving away from target
- Unknown

**Date the assessment was done:**

<Date>

**Additional information** (Please provide information on the evidence used in the assessment of this target, drawing upon relevant information provided in section II, including obstacles in undertaking the assessment).

<Text entry>

**Indicators used in this assessment**

*Indicator(s) used in this assessment*

<Indicator(s) used> Please provide a list of indicators used for the assessment of this target

or:

No indicator used

**Please describe any other tools or means used for assessing progress**

<Text entry>

**Relevant websites, web links and files** (Please use this field to indicate any relevant websites, web links or documents where additional information related to this assessment can be found).

<Add link> <Add file>

**Level of confidence of the above assessment**

Based on comprehensive evidence

Based on partial evidence

Based on limited evidence

**Please provide an explanation for the level of confidence indicated above.**

<Text entry>

**Adequacy of monitoring information to support assessment**

Monitoring related to this target is adequate

Monitoring related to this target is partial (e.g. only covering part of the area or issue)

No monitoring system in place

Monitoring is not needed

**Please describe how the target is monitored and indicate whether there is a monitoring system in place**

<Text entry>

**Relevant websites, web links and files** (Please use this field to indicate any relevant websites, web links or documents where additional information related to the monitoring system can be found)

<Add link> <Add file>

## National contribution to Aichi Target 18

### [Section IV. Description of the national contribution to the achievement of each global Aichi Biodiversity Target

Using the template below, please describe your country's contribution towards the achievement of each global Aichi Biodiversity Target. This template should be replicated for each of the Aichi Biodiversity Targets.

For Parties whose national targets are identical to the Aichi Biodiversity Targets, some of this information may be captured in sections II and III above. Please provide additional descriptions of your country's national contribution to the achievement of each global Aichi Biodiversity Target.]

<b>IV. Description of national contribution to the achievement of each Aichi Biodiversity Target</b>
<b>Aichi Biodiversity Target 18</b> Traditional knowledge and practices are respected
<b>Please describe how and to what extent your country has contributed to the achievement of this Aichi Biodiversity Target and summarize the evidence used to support this description:</b> <a href="#">See National Target 28 (section 1) and its measures (section II)</a>
<b>Please describe other activities contributing to the achievement of the Aichi Biodiversity Target at the global level (optional)</b> <Text entry>
<b>Based on the description of your country's contributions to the achievement of the Aichi Biodiversity Targets, please describe how and to what extent these contributions support the implementation of the 2030 Agenda for Sustainable Development and the Sustainable Development Goals:</b> <Text entry>

## Aichi Target 19

### Knowledge, technologies (improving and sharing)

By 2020, knowledge, the science base and technologies relating to biodiversity, its values, functioning, status and trends, and the consequences of its loss, are improved, widely shared and transferred, and applied.

## National Target 29

### Improve the basic data on the status and development of biological diversity in Germany.

#### [Section I. Information on the targets being pursued at the national level

If your country has set and/or adopted national targets or equivalent commitments related to the Strategic Plan for Biodiversity 2011-2020 please use the following template to describe them. Please complete this template for each of your country's national targets. National targets entered in this section will be linked to section III so that progress in their implementation can be assessed. If your country has not set or adopted any national targets related to the Strategic Plan for Biodiversity 2011-2020 please indicate so in the first box and move to section II.]

<p><b>I. Information on the targets being pursued at the national level</b></p> <p><input checked="" type="checkbox"/> My country has adopted national biodiversity targets or equivalent commitments in line with the Strategic Plan for Biodiversity 2011-2020 and the Aichi Targets</p> <p>or</p> <p><input type="checkbox"/> My country has not adopted national biodiversity targets and is reporting progress using the Aichi Biodiversity Targets for reference. (Move to section II. In section III, the Aichi Biodiversity Targets should be used for the purpose of this report as the national targets and progress should be assessed towards their achievement in the national context.)</p>
<p><b>National Target 29</b> (Please use the official title, if available)</p> <p>Improve the basic data on the status and development of biological diversity in Germany.</p>
<p><b>Rationale for the national target</b></p> <p>Adequate basic data is vital for instituting effective measures to improve biodiversity. Therefore, the basic data must be improved concomitantly with the further development of biodiversity policies.</p>
<p><b>Level of application</b> (Please specify the level to which the target applies):</p> <p><input type="checkbox"/> Regional/multilateral – please indicate area concerned &lt;Text entry&gt;</p> <p><input checked="" type="checkbox"/> National/federal</p> <p><input type="checkbox"/> Subnational – please indicate area concerned &lt;Text entry&gt;</p>



**Relevance of the national targets to the Aichi Biodiversity Targets** (Links between national targets and Aichi Biodiversity Targets.)

**Main related Aichi Biodiversity Targets** (Please select one or more Aichi Biodiversity Target to which the national target is wholly or partially related. Parties can select an entire target or a target component (not shown below))

- |                            |                             |                             |  |
|----------------------------|-----------------------------|-----------------------------|--|
| <input type="checkbox"/> 1 | <input type="checkbox"/> 6  | <input type="checkbox"/> 11 | <input type="checkbox"/> 16            |
| <input type="checkbox"/> 2 | <input type="checkbox"/> 7  | <input type="checkbox"/> 12 | <input type="checkbox"/> 17            |
| <input type="checkbox"/> 3 | <input type="checkbox"/> 8  | <input type="checkbox"/> 13 | <input type="checkbox"/> 18            |
| <input type="checkbox"/> 4 | <input type="checkbox"/> 9  | <input type="checkbox"/> 14 | <input checked="" type="checkbox"/> 19 |
| <input type="checkbox"/> 5 | <input type="checkbox"/> 10 | <input type="checkbox"/> 15 | <input type="checkbox"/> 20            |

**Other related Aichi Biodiversity Targets** (Please select one or more Aichi Biodiversity Target to which the national target is indirectly related.)

- |                            |                             |                             |                             |
|----------------------------|-----------------------------|-----------------------------|-----------------------------|
| <input type="checkbox"/> 1 | <input type="checkbox"/> 6  | <input type="checkbox"/> 11 | <input type="checkbox"/> 16 |
| <input type="checkbox"/> 2 | <input type="checkbox"/> 7  | <input type="checkbox"/> 12 | <input type="checkbox"/> 17 |
| <input type="checkbox"/> 3 | <input type="checkbox"/> 8  | <input type="checkbox"/> 13 | <input type="checkbox"/> 18 |
| <input type="checkbox"/> 4 | <input type="checkbox"/> 9  | <input type="checkbox"/> 14 | <input type="checkbox"/> 19 |
| <input type="checkbox"/> 5 | <input type="checkbox"/> 10 | <input type="checkbox"/> 15 | <input type="checkbox"/> 20 |

or

National target has no corresponding Aichi Biodiversity Target or relates to other parts of the Strategic Plan for Biodiversity – please explain

<Text entry>

**Other relevant information** (Please use this field to provide any other relevant information, such as the process of developing and adopting the national target, the stakeholders involved or the strategies and plans in which this national target has been included.)

<Text entry>

**Relevant websites, web links, and files** (Please use this field to indicate any relevant websites, web links or documents where additional information related to this national target can be found.)

<Add link> <Add file>

## Measure 1: R&D project: Ecosystem monitoring on nationally representative observation sites

**[Section II. Implementation measures taken, assessment of their effectiveness, associated obstacles and scientific and technical needs to achieve national targets**

Using the template below, please report on the major measures your country has taken to implement its national biodiversity strategy and action plan. Please also provide an assessment of the effectiveness of these measures. The template should be replicated for each measure reported.]

**II. Implementation measures, their effectiveness, and associated obstacles and scientific and technical needs to achieve national targets**

**Describe a measure taken to contribute to the implementation of your country's national biodiversity strategy and action plan**

In October 2016, the Federal Office for Nature Conservation (BfN) awarded the contract for a research and development project relating to ecosystem monitoring on nationally representative observation sites, which followed up on a feasibility study on the same subject done in 2015. Ecosystem monitoring is repeated, systematic recording and assessment of biotopes all over Germany on nationally representative observation sites used to monitor common breeding birds. The plan is for the R&D project to include conceptual development and testing of eco-monitoring of this kind.

**For the implementation measure, please indicate to which national or Aichi Biodiversity Target(s) it contributes**

**National Target 29:**

Improve the basic data on the status and development of biological diversity in Germany.

**AICHI Target 19:**

Knowledge, technologies (improvement and sharing)

**Assessment of the effectiveness of the implementation measure taken in achieving desired outcomes:**

- Measure taken has been effective
- Measure taken has been partially effective
- Measure taken has been ineffective
- Unknown

**Please explain the selection and where possible indicate the tools or methodology used for the assessment of effectiveness above**

The project is still in the preparatory phase (running until September 2019). Its aim is to establish the basis for creating a uniform federal ecosystem monitoring method that can be used to obtain previously unavailable data about the status and development of ecosystems.

A research and development project that follows up on earlier work is funded in the 2019 sectoral research plan. The project includes optimising previously developed methods and carrying out and analysing additional mapping. Reviewing monitoring programmes and ensuring synergies with them will also be key elements.

**Relevant websites, web links and files** (Please use this field to indicate any relevant websites, web links or documents where additional information related to this assessment can be found).

<https://www.bfn.de/themen/monitoring/oekosystem-monitoring.html#c201329>

**Other relevant information**, including case studies to illustrate how the measure taken has resulted in (or is expected to result in) outcomes that contribute to the implementation of the NBSAP

<Text entry>

**Relevant websites, web links and files** (Please use this field to indicate any relevant websites, web links or documents where additional information can be found)

<Add link> <Add file>

**Obstacles and scientific and technical needs related to the measure taken:** Please describe what obstacles have been encountered and any scientific and technical needs for addressing these, including technical and scientific cooperation, capacity development activities or the need for guidance materials.

<Text entry>

**Relevant websites, web links and files** (Please use this field to indicate any relevant websites, web links or documents where additional information related to these obstacles and scientific and technical needs can be found).

<Add link> <Add file>

## Measure 2: Ecological connectivity networks to promote biodiversity and structural habitat diversity (BMVI expert network)

**[Section II. Implementation measures taken, assessment of their effectiveness, associated obstacles and scientific and technical needs to achieve national targets**

Using the template below, please report on the major measures your country has taken to implement its national biodiversity strategy and action plan. Please also provide an assessment of the effectiveness of these measures. The template should be replicated for each measure reported.]

### II. Implementation measures, their effectiveness, and associated obstacles and scientific and technical needs to achieve national targets

**Describe a measure taken to contribute to the implementation of your country's national biodiversity strategy and action plan**

Key topic 201, biodiversity, in the expert network of the Federal Ministry of Transport and Digital Infrastructure (BMVI) investigates the role played by road, railway and waterway verges in the conservation of biodiversity and ecological connectivity and what measures to promote biodiversity are possible when creating and maintaining transport infrastructure. The main focus is to investigate transport infrastructure verges as a habitat network in the landscape in general and as habitat for protected species and species relevant to planning specifically. Over the long term, the key topic is aimed at the development and establishment of a management concept applicable to all types of transport infrastructure verge in order to promote biodiversity and structural habitat diversity.

**For the implementation measure, please indicate to which national or Aichi Biodiversity Target(s) it contributes**

**National Target 29:**

Improve the basic data on the status and development of biological diversity in Germany.

**AICHI Target 19:**

Knowledge, technologies (improvement and sharing)

**Assessment of the effectiveness of the implementation measure taken in achieving desired outcomes:**

- Measure taken has been effective
- Measure taken has been partially effective
- Measure taken has been ineffective

Unknown

**Please explain the selection and where possible indicate the tools or methodology used for the assessment of effectiveness above**

This research project was launched in 2016 and will continue until at least 2022. It includes the following methodological priorities:

- I. Recording the ecological value of transport infrastructure verges using studies in representative areas having different transport structures.
- II. Deriving generally-applicable conclusions from results from the sampling areas.
- III. Developing a management concept for increasing the connectivity of different types of transport verge with the aim of promoting their biodiversity and structural habitat diversity.

**Relevant websites, web links and files** (Please use this field to indicate any relevant websites, web links or documents where additional information related to this assessment can be found).

<https://www.bmvi-expertennetzwerk.de/DE/Projekte/TF2/P-Oekologische-Vernetzung.html?nn=1372024>

**Other relevant information**, including case studies to illustrate how the measure taken has resulted in (or is expected to result in) outcomes that contribute to the implementation of the NBSAP

<Text entry>

**Relevant websites, web links and files** (Please use this field to indicate any relevant websites, web links or documents where additional information can be found)

<Add link> <Add file>

**Obstacles and scientific and technical needs related to the measure taken:** Please describe what obstacles have been encountered and any scientific and technical needs for addressing these, including technical and scientific cooperation, capacity development activities or the need for guidance materials.

<Text entry>

**Relevant websites, web links and files** (Please use this field to indicate any relevant websites, web links or documents where additional information related to these obstacles and scientific and technical needs can be found).

<Add link> <Add file>

### **Measure 3: BMBF-BMU funding measure for Research on Implementation of the National Biodiversity Strategy:**

**[Section II. Implementation measures taken, assessment of their effectiveness, associated obstacles and scientific and technical needs to achieve national targets**

Using the template below, please report on the major measures your country has taken to implement its national biodiversity strategy and action plan. Please also provide an assessment of the effectiveness of these measures. The template should be replicated for each measure reported.]

## II. Implementation measures, their effectiveness, and associated obstacles and scientific and technical needs to achieve national targets

### Describe a measure taken to contribute to the implementation of your country's national biodiversity strategy and action plan

BMBF and BMU launched the funding initiative for Research on Implementation of the National Biodiversity Strategy in November 2011. The aim of this funding measure is to enhance innovative potential for the development and testing of application-oriented, cooperative strategies and exemplary action plans to protect and ensure the sustainable use of biodiversity. Research and implementation are closely intertwined in solution-based joint projects. The projects contribute to implementation of the National Strategy on Biological Diversity and complement the Federal Biodiversity Programme, which focuses on implementation projects. The projects are oriented to four key funding areas: special responsibility species, biodiversity hotspots, ecosystem services and additional measures.

### For the implementation measure, please indicate to which national or Aichi Biodiversity Target(s) it contributes

#### National Target 29:

Improve the basic data on the status and development of biological diversity in Germany.

#### AICHI Target 19:

Knowledge, technologies (improving and sharing)

### Assessment of the effectiveness of the implementation measure taken in achieving desired outcomes:

- Measure taken has been effective
- Measure taken has been partially effective
- Measure taken has been ineffective
- Unknown

### Please explain the selection and where possible indicate the tools or methodology used for the assessment of effectiveness above

The funding measure is still in progress. Final results are not yet available.

**Relevant websites, web links and files** (Please use this field to indicate any relevant websites, web links or documents where additional information related to this assessment can be found).

<https://www.nbs-forschung-umsetzung.de/>

**Other relevant information**, including case studies to illustrate how the measure taken has resulted in (or is expected to result in) outcomes that contribute to the implementation of the NBSAP

<Text entry>

**Relevant websites, web links and files** (Please use this field to indicate any relevant websites, web links or documents where additional information can be found)

<Add link> <Add file>

**Obstacles and scientific and technical needs related to the measure taken:** Please describe what obstacles have been encountered and any scientific and technical needs for addressing these, including technical and scientific cooperation, capacity development activities or the need for guidance materials.

<Text entry>

**Relevant websites, web links and files** (Please use this field to indicate any relevant websites, web links or documents where additional information related to these obstacles and scientific and technical needs can be found).

<Add link> <Add file>

## Measure 4: Bridging in Biodiversity Science (BIBS)

**[Section II. Implementation measures taken, assessment of their effectiveness, associated obstacles and scientific and technical needs to achieve national targets**

Using the template below, please report on the major measures your country has taken to implement its national biodiversity strategy and action plan. Please also provide an assessment of the effectiveness of these measures. The template should be replicated for each measure reported.]

### II. Implementation measures, their effectiveness, and associated obstacles and scientific and technical needs to achieve national targets

**Describe a measure taken to contribute to the implementation of your country's national biodiversity strategy and action plan**

BMBF's Bridging in Biodiversity Science (BIBS) project investigates various ecosystem processes and their interactions (aquatic-terrestrial, above ground-below ground) at various scales based on different environmental disciplines. BIBS also studies the processes by which biodiversity adapts to urban spaces. The integrative approach in BIBS is innovative and is leading to new knowledge in the area of biodiversity research.

**For the implementation measure, please indicate to which national or Aichi Biodiversity Target(s) it contributes**

**National Target 29:**

Improve the basic data on the status and development of biological diversity in Germany.

**AICHI Target 19:**

Knowledge, technologies (improvement and sharing)

**Assessment of the effectiveness of the implementation measure taken in achieving desired outcomes:**

- Measure taken has been effective
- Measure taken has been partially effective
- Measure taken has been ineffective
- Unknown

**Please explain the selection and where possible indicate the tools or methodology used for the assessment of effectiveness above**

The project can already point to an impressive number of peer-reviewed publications containing abundant new knowledge about the status and development of biodiversity.

**Relevant websites, web links and files** (Please use this field to indicate any relevant websites, web links or documents where additional information related to this assessment can be found).

<https://www.fona.de/de/massnahmen/foerdermassnahmen/bridging-in-biodiversity-science-bibs.php>

<https://www.bbib.org/bibs-project.html>  
<https://www.bbib.org/publications.html>  
<https://www.bbib.org/bibs-research-data.html>

**Other relevant information**, including case studies to illustrate how the measure taken has resulted in (or is expected to result in) outcomes that contribute to the implementation of the NBSAP

<Text entry>

**Relevant websites, web links and files** (Please use this field to indicate any relevant websites, web links or documents where additional information can be found)

<Add link> <Add file>

**Obstacles and scientific and technical needs related to the measure taken:** Please describe what obstacles have been encountered and any scientific and technical needs for addressing these, including technical and scientific cooperation, capacity development activities or the need for guidance materials.

<Text entry>

**Relevant websites, web links and files** (Please use this field to indicate any relevant websites, web links or documents where additional information related to these obstacles and scientific and technical needs can be found).

<Add link> <Add file>

## Measure 5: COMTESS – Sustainable Coastal Land Management: Trade-offs in Ecosystem Services

[Section II. Implementation measures taken, assessment of their effectiveness, associated obstacles and scientific and technical needs to achieve national targets

Using the template below, please report on the major measures your country has taken to implement its national biodiversity strategy and action plan. Please also provide an assessment of the effectiveness of these measures. The template should be replicated for each measure reported.]

### II. Implementation measures, their effectiveness, and associated obstacles and scientific and technical needs to achieve national targets

**Describe a measure taken to contribute to the implementation of your country’s national biodiversity strategy and action plan**

The COMTESS research project was funded under the BMBF funding guideline for sustainable land management. COMTESS investigated the ecosystem services of different parts of a North Sea and a Baltic Sea coastal region. Those areas are likely to be subject to increased flooding as a result of climate change. As a result of the research, areas that can be flooded were identified in an implemented regional plan so that areas with more valuable ecosystems can be protected in the event of flooding.

**For the implementation measure, please indicate to which national or Aichi Biodiversity Target(s) it contributes**

**National Target 29:**

Improve the basic data on the status and development of biological diversity in Germany.

**AICHI Target 19:**

Knowledge, technologies (improvement and sharing)

**Assessment of the effectiveness of the implementation measure taken in achieving desired outcomes:**

- Measure taken has been effective
- Measure taken has been partially effective
- Measure taken has been ineffective
- Unknown

**Please explain the selection and where possible indicate the tools or methodology used for the assessment of effectiveness above**

The project has ended, but it remains to be seen whether the specified overflow areas will be adequate to safeguard areas worthy of protection in the event of a flood.

**Relevant websites, web links and files** (Please use this field to indicate any relevant websites, web links or documents where additional information related to this assessment can be found).

<https://uol.de/comtess>

**Other relevant information**, including case studies to illustrate how the measure taken has resulted in (or is expected to result in) outcomes that contribute to the implementation of the NBSAP

<Text entry>

**Relevant websites, web links and files** (Please use this field to indicate any relevant websites, web links or documents where additional information can be found)

<Add link> <Add file>

**Obstacles and scientific and technical needs related to the measure taken:** Please describe what obstacles have been encountered and any scientific and technical needs for addressing these, including technical and scientific cooperation, capacity development activities or the need for guidance materials.

<Text entry>

**Relevant websites, web links and files** (Please use this field to indicate any relevant websites, web links or documents where additional information related to these obstacles and scientific and technical needs can be found).

<Add link> <Add file>

## Assessment of progress towards National Target 29

### [Section III. Assessment of progress towards each national target

Using the template below, please assess the level of progress made towards each of your country's national targets or similar commitments. The template should be replicated for each national target. If your country has not set national targets please use the Aichi Biodiversity Targets.]

### III. Assessment of progress towards each national target



**Target**

Improve the basic data on the status and development of biological diversity in Germany.

**Category of progress towards the implementation of the selected target:**

- On track to exceed target  
 On track to achieve target  
 Progress towards target but at an insufficient rate  
 No significant change  
 Moving away from target  
 Unknown

**Date the assessment was done:**

December 2019

**Additional information** (Please provide information on the evidence used in the assessment of this target, drawing upon relevant information provided in section II, including obstacles in undertaking the assessment).

The basis for the assessment was monitoring programmes and research projects that are currently in progress or under development.

**Indicators used in this assessment**

*Indicator(s) used in this assessment*

<Indicator(s) used> Please provide a list of indicators used for the assessment of this target

or:

- No indicator used

**Please describe any other tools or means used for assessing progress**

<Text entry>

**Relevant websites, web links and files** (Please use this field to indicate any relevant websites, web links or documents where additional information related to this assessment can be found).

<Add link> <Add file>

**Level of confidence of the above assessment**

- Based on comprehensive evidence  
 Based on partial evidence  
 Based on limited evidence

**Please provide an explanation for the level of confidence indicated above.**

A great deal of information about projects to improve the basic data is available, but it is not complete.

**Adequacy of monitoring information to support assessment**

- Monitoring related to this target is adequate  
 Monitoring related to this target is partial (e.g. only covering part of the area or issue)  
 No monitoring system in place  
 Monitoring is not needed

**Please describe how the target is monitored and indicate whether there is a monitoring system in place**

<Text entry>

**Relevant websites, web links and files** (Please use this field to indicate any relevant websites, web links or documents where additional information related to the monitoring system can be found)

<Add link> <Add file>

## **National contribution to Aichi Target 19**

**[Section IV. Description of the national contribution to the achievement of each global Aichi Biodiversity Target**

Using the template below, please describe your country's contribution towards the achievement of each global Aichi Biodiversity Target. This template should be replicated for each of the Aichi Biodiversity Targets.

For Parties whose national targets are identical to the Aichi Biodiversity Targets, some of this information may be captured in sections II and III above. Please provide additional descriptions of your country's national contribution to the achievement of each global Aichi Biodiversity Target.]

### **IV. Description of national contribution to the achievement of each Aichi Biodiversity Target**

#### **Aichi Biodiversity Target 19**

Knowledge, technologies (improving and sharing)

**Please describe how and to what extent your country has contributed to the achievement of this Aichi Biodiversity Target and summarize the evidence used to support this description:**

[See National Target 29 \(section 1\) and its measures \(section II\)](#)

**Please describe other activities contributing to the achievement of the Aichi Biodiversity Target at the global level (optional)**

<Text entry>

**Based on the description of your country's contributions to the achievement of the Aichi Biodiversity Targets, please describe how and to what extent these contributions support the implementation of the 2030 Agenda for Sustainable Development and the Sustainable Development Goals:**

<Text entry>

## Aichi Target 20

### Financial resources

By 2020, at the latest, the mobilization of financial resources for effectively implementing the Strategic Plan for Biodiversity 2011- 2020 from all sources, and in accordance with the consolidated and agreed process in the Strategy for Resource Mobilization, should increase substantially from the current levels. This target will be subject to changes contingent to resource needs assessments to be developed and reported by Parties.

## National Target 30

Increase the percentage of total German development assistance that funds development projects aimed at the protection and sustainable use of biodiversity as well as at fair and equitable benefit sharing by 50% by 2015.

### [Section I. Information on the targets being pursued at the national level

If your country has set and/or adopted national targets or equivalent commitments related to the Strategic Plan for Biodiversity 2011-2020 please use the following template to describe them. Please complete this template for each of your country's national targets. National targets entered in this section will be linked to section III so that progress in their implementation can be assessed. If your country has not set or adopted any national targets related to the Strategic Plan for Biodiversity 2011-2020 please indicate so in the first box and move to section II.]

#### I. Information on the targets being pursued at the national level

My country has adopted national biodiversity targets or equivalent commitments in line with the Strategic Plan for Biodiversity 2011-2020 and the Aichi Targets

or

My country has not adopted national biodiversity targets and is reporting progress using the Aichi Biodiversity Targets for reference. (Move to section II. In section III, the Aichi Biodiversity Targets should be used for the purpose of this report as the national targets and progress should be assessed towards their achievement in the national context.)

**National Target 30** (Please use the official title, if available)

Increase the percentage of total German development assistance that funds development projects aimed at the protection and sustainable use of biodiversity as well as at fair and equitable benefit sharing by 50% by 2015.

**Rationale for the national target**

The decline in biodiversity is accelerating all over the world. In some cases, the situation in other countries is much more dramatic than it is in Central Europe. We in Germany share the responsibility for this trend, not just for moral reasons but also, above all, because our lifestyles and economic models contribute to the destruction of nature in other countries.

Therefore the entire German government is committed to bilateral, European and international processes to protect biodiversity worldwide.

Germany has provided €500 million for the conservation of biodiversity all over the world each year since 2013. In addition to funding from the area of development cooperation, funding also come from the budgets of the Federal Ministry for the Environment, Nature Conservation and Nuclear Safety (BMU) and the Federal Ministry of Food and Agriculture (BMEL).

**Level of application** (Please specify the level to which the target applies):

- Regional/multilateral – please indicate area concerned <Text entry>
- National/federal
- Subnational – please indicate area concerned <Text entry>

**Relevance of the national targets to the Aichi Biodiversity Targets** (Links between national targets and Aichi Biodiversity Targets.)

**Main related Aichi Biodiversity Targets** (Please select one or more Aichi Biodiversity Target to which the national target is wholly or partially related. Parties can select an entire target or a target component (not shown below))

- 1  6  11  16
- 2  7  12  17
- 3  8  13  18
- 4  9  14  19
- 5  10  15  20

**Other related Aichi Biodiversity Targets** (Please select one or more Aichi Biodiversity Target to which the national target is indirectly related.)

- 1  6  11  16
- 2  7  12  17
- 3  8  13  18
- 4  9  14  19
- 5  10  15  20

or

National target has no corresponding Aichi Biodiversity Target or relates to other parts of the Strategic Plan for Biodiversity – please explain

<Text entry>

**Other relevant information** (Please use this field to provide any other relevant information, such as the process of developing and adopting the national target, the stakeholders involved or the strategies and plans in which this national target has been included.)

The NBS is aimed at implementing the CBD at national level and also includes the German contribution to the conservation of biodiversity all over the world. It is integrated into the European context and takes international links into consideration. It not only addresses all government institutions at federal, Land and local government level, but also all social stakeholders. The strategy is designed to mobilise and pool all social forces with the aim of significantly minimising, and eventually halting altogether, the threat to biodiversity in Germany, the ultimate aim being to reverse the trend in favour of an increase in biological diversity, including its typical regional peculiarities. A further aim is that Germany should take greater responsibility for global sustainable development.

**Relevant websites, web links, and files** (Please use this field to indicate any relevant websites, web links or documents where additional information related to this national target can be found.)

NBS:

[https://www.bmu.de/fileadmin/Daten\\_BMU/Pool/Broschueren/nationale\\_strategie\\_biologische\\_vielfalt\\_2015\\_bf.pdf](https://www.bmu.de/fileadmin/Daten_BMU/Pool/Broschueren/nationale_strategie_biologische_vielfalt_2015_bf.pdf)

2014 NBS indicator report:

[https://biologischevielfalt.bfn.de/fileadmin/NBS/indikatoren/diagramme2014/NBS-Indikatorenbericht-2014\\_Internet\\_barrierefrei.pdf](https://biologischevielfalt.bfn.de/fileadmin/NBS/indikatoren/diagramme2014/NBS-Indikatorenbericht-2014_Internet_barrierefrei.pdf)

## **Measure 1: At least €500 million has been provided internationally to protect forests and other important ecosystems each year since 2013**

**[Section II. Implementation measures taken, assessment of their effectiveness, associated obstacles and scientific and technical needs to achieve national targets**

Using the template below, please report on the major measures your country has taken to implement its national biodiversity strategy and action plan. Please also provide an assessment of the effectiveness of these measures. The template should be replicated for each measure reported.]

### **II. Implementation measures, their effectiveness, and associated obstacles and scientific and technical needs to achieve national targets**

**Describe a measure taken to contribute to the implementation of your country's national biodiversity strategy and action plan**

At least €500 million has been provided internationally to protect forests and other important ecosystems each year since 2013

**For the implementation measure, please indicate to which national or Aichi Biodiversity Target(s) it contributes**

**National Target 30:**

Increase the percentage of total German development assistance that funds development projects aimed at the protection and sustainable use of biodiversity as well as at fair and equitable benefit sharing by 50% by 2015.

**AICHI Target 20:**

Financial resources

**Assessment of the effectiveness of the implementation measure taken in achieving desired outcomes:**

- Measure taken has been effective  
 Measure taken has been partially effective  
 Measure taken has been ineffective  
 Unknown

**Please explain the selection and where possible indicate the tools or methodology used for the assessment of effectiveness above**

The German government has fulfilled and even exceeded the pledge made by Chancellor Merkel in 2008 at the Ninth Conference of the Parties to the Convention on Biological Diversity in Bonn to provide €500 million in international funding each year to protect forests and other important ecosystems starting in 2013. Some €500 million was provided for this purpose worldwide in 2015. The funding has thus more than quadrupled since the National Strategy on Biological Diversity was published in 2007.

**Relevant websites, web links and files** (Please use this field to indicate any relevant websites, web links or documents where additional information related to this assessment can be found).

Accountability report on the NBS:

[https://www.bmu.de/fileadmin/Daten\\_BMU/Download\\_PDF/Naturschutz/nationale\\_strategie\\_rechenschaftsbericht\\_2017\\_bf.pdf](https://www.bmu.de/fileadmin/Daten_BMU/Download_PDF/Naturschutz/nationale_strategie_rechenschaftsbericht_2017_bf.pdf)

**Other relevant information**, including case studies to illustrate how the measure taken has resulted in (or is expected to result in) outcomes that contribute to the implementation of the NBSAP

Relevant examples can be found in the documents below.

**Relevant websites, web links and files** (Please use this field to indicate any relevant websites, web links or documents where additional information can be found)

Committed to Biodiversity brochure 2018:

[https://www.bmu.de/fileadmin/Daten\\_BMU/Pool/Broschueren/bio\\_vielfalt\\_verantwortung\\_broschuere\\_bf.pdf](https://www.bmu.de/fileadmin/Daten_BMU/Pool/Broschueren/bio_vielfalt_verantwortung_broschuere_bf.pdf)

International Climate Initiative website:

<https://www.international-climate-initiative.com/en/>

Website of the Federal Ministry for Economic Cooperation and Development (BMZ):

<https://www.bmz.de/en/issues/biodiversitaet/arbeitsfelder/index.html>

Website of the Federal Ministry of Food and Agriculture (BMEL):

[https://www.bmel.de/DE/Wald-Fischerei/Waldpolitik/\\_texte/Projektletter.html](https://www.bmel.de/DE/Wald-Fischerei/Waldpolitik/_texte/Projektletter.html)

**Obstacles and scientific and technical needs related to the measure taken:** Please describe what obstacles have been encountered and any scientific and technical needs for addressing these, including technical and scientific cooperation, capacity development activities or the need for guidance materials.

<Text entry>

**Relevant websites, web links and files** (Please use this field to indicate any relevant websites, web links or documents where additional information related to these obstacles and scientific and technical needs can be found).

<Add link> <Add file>

## Assessment of progress towards National Target 30

### [Section III. Assessment of progress towards each national target

Using the template below, please assess the level of progress made towards each of your country's national targets or similar commitments. The template should be replicated for each national target. If your country has not set national targets please use the Aichi Biodiversity Targets.]

<b>III. Assessment of progress towards each national target</b>
<b>Target</b> Increase the percentage of total German development assistance that funds development projects aimed at the protection and sustainable use of biodiversity as well as at fair and equitable benefit sharing by 50% by 2015.
<b>Category of progress towards the implementation of the selected target:</b> <input checked="" type="checkbox"/> On track to exceed target <input type="checkbox"/> On track to achieve target <input type="checkbox"/> Progress towards target but at an insufficient rate <input type="checkbox"/> No significant change <input type="checkbox"/> Moving away from target <input type="checkbox"/> Unknown
<b>Date the assessment was done:</b> German government's 2017 accountability report on implementation of the National Strategy on Biological Diversity.  13.11.2018 for measure 2
<b>Additional information</b> (Please provide information on the evidence used in the assessment of this target, drawing upon relevant information provided in section II, including obstacles in undertaking the assessment).  The German government has considerably increased funding for international biodiversity protection since the National Strategy on Biological Diversity was published. Only about 1.3% of Germany's total official development assistance (ODA) was devoted to international funding for the protection of biodiversity in 2007, but that had risen to 5.2% by 2013. That is a four-fold increase, so the goal of a 50% increase by 2015 was more than exceeded.
<b>Indicators used in this assessment</b> <i>Indicator(s) used in this assessment</i> Percentage of Germany's total official development assistance (ODA) that funds biodiversity protection.  or: <input checked="" type="checkbox"/> No indicator used

**Please describe any other tools or means used for assessing progress**

When calculating their funding pledges in the area of biodiversity, the donor countries use what are known as the Rio markers and the OECD Development Assistance Committee's Creditor Reporting System (DAC CRS). The purpose of the Rio markers is to allocate the contributions of official development assistance (ODA) to the objectives of the Rio Conventions. Projects whose focus and principal objective is to support implementation of the CBD are assigned Rio marker 2 for biodiversity, and the full funding counts toward Germany's biodiversity-related ODA commitments.

To embed conservation of biodiversity as set out in the Strategic Plan of the CBD more strongly in other sectors and priority areas of development cooperation, it has been possible since 2012 to define what are known as sectoral components for biodiversity conservation measures included in projects with different principal objectives, such as projects to support agriculture, water resource management or sustainable economic development. Those projects are given Rio marker 1 for biodiversity and the sectoral component specifically aimed at biodiversity counts toward the biodiversity commitment.

**Relevant websites, web links and files** (Please use this field to indicate any relevant websites, web links or documents where additional information related to this assessment can be found).

Accountability report on the NBS:

[https://www.bmu.de/fileadmin/Daten\\_BMU/Download\\_PDF/Naturschutz/nationale\\_strategie\\_rechenschaftsbericht\\_2017\\_bf.pdf](https://www.bmu.de/fileadmin/Daten_BMU/Download_PDF/Naturschutz/nationale_strategie_rechenschaftsbericht_2017_bf.pdf)

Committed to Biodiversity brochure 2018:

[https://www.bmu.de/fileadmin/Daten\\_BMU/Pool/Broschueren/bio\\_vielfalt\\_verantwortung\\_broschuere\\_bf.pdf](https://www.bmu.de/fileadmin/Daten_BMU/Pool/Broschueren/bio_vielfalt_verantwortung_broschuere_bf.pdf)

**Level of confidence of the above assessment**

- Based on comprehensive evidence
- Based on partial evidence
- Based on limited evidence

**Please provide an explanation for the level of confidence indicated above.**

Figures showing the percentage of Germany's total official development assistance (ODA) that funds biodiversity protection are available to the federal government (see description of the calculation process above).

**Adequacy of monitoring information to support assessment**

- Monitoring related to this target is adequate
- Monitoring related to this target is partial (e.g. only covering part of the area or issue)
- No monitoring system in place
- Monitoring is not needed

**Please describe how the target is monitored and indicate whether there is a monitoring system in place**

<Text entry>

**Relevant websites, web links and files** (Please use this field to indicate any relevant websites, web links or documents where additional information related to the monitoring system can be found)

<Add link> <Add file>



## National contribution to Aichi Target 20

### [Section IV. Description of the national contribution to the achievement of each global Aichi Biodiversity Target

Using the template below, please describe your country's contribution towards the achievement of each global Aichi Biodiversity Target. This template should be replicated for each of the Aichi Biodiversity Targets.

For Parties whose national targets are identical to the Aichi Biodiversity Targets, some of this information may be captured in sections II and III above. Please provide additional descriptions of your country's national contribution to the achievement of each global Aichi Biodiversity Target.]

<b>IV. Description of national contribution to the achievement of each Aichi Biodiversity Target</b>
<b>Aichi Biodiversity Target 20</b> Financial resources
<p><b>Please describe how and to what extent your country has contributed to the achievement of this Aichi Biodiversity Target and summarize the evidence used to support this description:</b></p> <p>Aichi Target 20 provides for a substantial increase in the mobilisation of financial resources to implement the Strategic Plan for Biodiversity by 2020. Germany is primarily pursuing this target by means of the prioritised NBS target “Increase the percentage of total German development assistance that funds development projects aimed at the protection and sustainable use of biodiversity as well as at fair and equitable benefit sharing by 50% by 2015”. The target has been backed by specific measures to confirm its achievement (see above).</p> <p>In addition to spending on international development projects in the area of biodiversity, Germany has also increased its national spending on biodiversity. For example, funding under the Federal Biodiversity Programme was progressively increased from €15 million in 2016 to €32.1 million in 2019 and is to be followed by a further increase to €44.9 million in 2020. The Federal Biodiversity Programme is a key federal funding programme for implementation of the National Strategy on Biological Diversity.</p>
<p><b>Please describe other activities contributing to the achievement of the Aichi Biodiversity Target at the global level (optional)</b></p> <p>&lt;Text entry&gt;</p>
<p><b>Based on the description of your country's contributions to the achievement of the Aichi Biodiversity Targets, please describe how and to what extent these contributions support the implementation of the 2030 Agenda for Sustainable Development and the Sustainable Development Goals:</b></p> <p>German's national target states the following: “Increase the percentage of total German development assistance that funds development projects aimed at the protection and sustainable use of biodiversity as well as at fair and equitable benefit sharing by 50% by 2015”. The reference to German development assistance clearly shows the contribution to the Agenda for Sustainable Development, because the German pledge to provide at least €500 million internationally to protect forests and other important ecosystems each year starting in 2013 is also being maintained after 2015.</p>

## National contribution to targets of the GSPC strategy

### V. Description of the national contribution to the achievement of the targets of the Global Strategy for Plant Conservation **OPTIONAL**

**Does your country have national targets related to the GSPC Targets?**

Yes. Please provide details on the specific targets below:

<Text entry>

or:

No, there are no related national targets

**Please provide information on any active networks for plant conservation present in your country.**

<Text entry>

**Please describe the major measures taken by your country for the implementation of the Global Strategy for Plant Conservation.** (Parties can report on actions taken to implement these targets if they are not covered in sections II, III or IV)

<Text entry>

**Category of progress towards the target of the Global Strategy for Plant Conservation at the national level:**

**GSPC Target 1, 2, 3...**

- On track to achieve target at national level
- Progress towards target at national level but at an insufficient rate
- No significant change at national level

Please explain the selection above:

<Text entry>

**Please describe how and to what extent your country has contributed to the achievement of this GSPC Target and summarize the evidence used to support this description:**

<Text entry>

## Information on indigenous population

### Section IV. Additional information on the contribution of indigenous peoples and local communities (completion of this section is optional) **OPTIONAL**

Using the template below, please provide any additional information on the contribution of indigenous peoples and local communities to the achievement of the Aichi Biodiversity Targets if not captured in the sections above

<b>VI. Additional information on the contribution of indigenous peoples and local communities to the achievement of the Aichi Biodiversity Targets if not captured in the sections above</b>
--

Please provide any additional information on the contribution of indigenous peoples and local communities to the achievement of the Aichi Biodiversity Targets if not captured in the sections above.
---

<Text entry>
--------------

## **National profile**

### **[Section VII. Updated biodiversity country profiles**

Please review and update your country's biodiversity profile currently displayed on the clearing-house mechanism. Biodiversity country profiles provide an overview of information relevant to your country's implementation of the Convention.]