

Reducing Our Carbon Footprint

Implementing The Inflation Reduction Act

FEMA Public Assistance Staff | October 2023



FEMA

Opening Remarks

Agenda

- Overview of Public Assistance and Low-Carbon Materials
- External Resources
 - Carbon Leadership Forum
 - Building Transparency
- Frequently Asked Questions



Key Messages

- The Inflation Reduction Act (IRA) authorizes the [Robert T. Stafford Disaster Recovery and Emergency Act](#) to provide financial assistance for costs associated with low-carbon building or construction materials.
- The use of low-carbon materials is voluntary and based on Applicant discretion.
- Terminology around climate resilience may be new to FEMA staff. There are many resources available to support learning about this topic.
- These authorities are applicable to disasters declared on or after May 22, 2023.
- Inclusion of low-carbon materials in projects does not affect the federal cost share percentage for the project.
- FEMA PA staff are not expected to be technical experts in low-carbon materials





Inflation Reduction Act (IRA) Law and Policy

Inflation Reduction Act (IRA) Overview

- Signed into law on August 16, 2022, the [Inflation Reduction Act \(IRA\)](#) provides a total of \$370 billion across Federal agencies to address clean energy and climate change.
- Section 70006 of the IRA provides FEMA the authority to fund low-carbon materials for three FEMA programs:
 - [Public Assistance \(PA\)](#)
 - [Hazard Mitigation Grant Program \(HMGP\)](#)
 - [Building Resilient Infrastructure and Communities \(BRIC\)](#)
- Authority to fund low-carbon material exists through September 30, 2026.



FEMA

Inflation Reduction Act (IRA) Implementation Memo

- The [Implementation Memo for IRA Section 70006\(1\)](#) for Public Assistance and Hazard Mitigation Assistance programs was issued March 21, 2023
- Memo highlights include:
 - Identifying that the memo applies to disasters declared on or after May 22, 2023
 - Highlighting that the use of low-carbon materials is voluntary and based on Applicant discretion
 - Increased costs for low-carbon materials are deemed reasonable under cost principles
 - Identifying that FEMA will fund four low-carbon materials: concrete, asphalt, glass, steel



FEMA



Inflation Reduction Act (IRA) Implementation

IRA Implementation Overview

- FEMA PDMGs and Field Leadership will provide Recipients and Applicants information on potential eligibility of low-carbon materials for use in their projects.
- Applicants may elect to use low-carbon materials in their permanent work projects.
- If an Applicant elects to use low-carbon materials, those materials will be identified in the project scope of work.
- CRC staff will validate costs or develop the scope of work and estimate costs that include low-carbon materials.



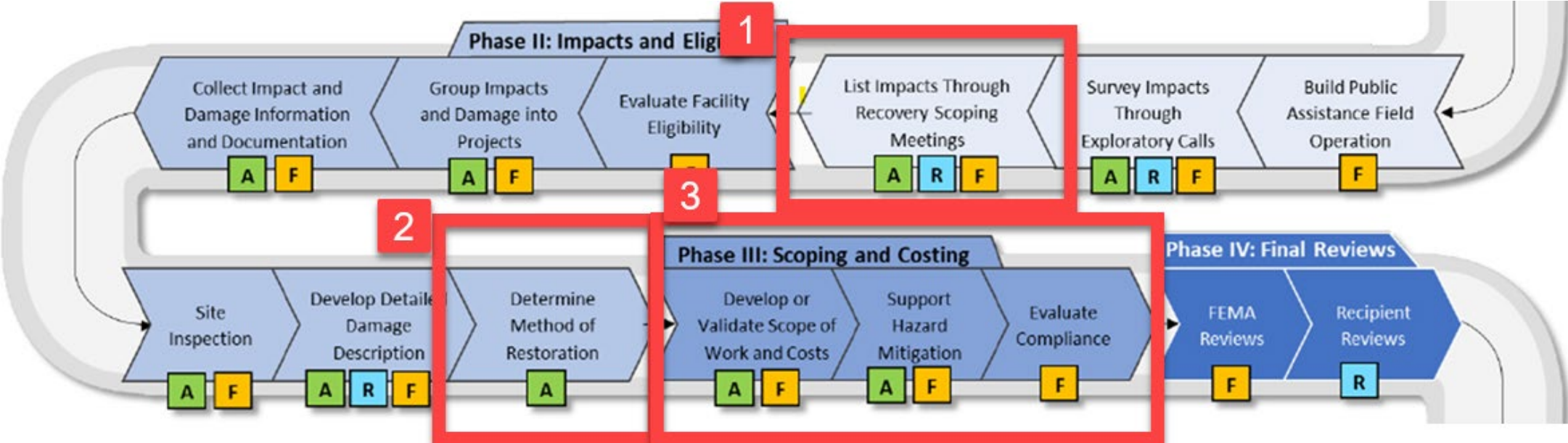
Field Leadership Responsibilities

- We need to support the recovery priorities of our SLTT partners. This includes encouraging them to utilize all available funding sources, including resilience funding, to achieve their priorities.
- Coordinate with Recipients to provide content for the Applicant's Briefing, including information about the Inflation Reduction Act (IRA). This may include slides or a one-page hand out.
- Field Leadership need to establish consistent messaging regarding the low-carbon materials for their PDMGs to deliver to their Applicants.
 - Talking points will be provided by Field Leadership and passed down through chain of command to the PDMGs so there is consistent messaging being delivered to the Applicants.



FEMA

IRA Implementation by Phase



Key:

Applicant	Recipient	FEMA
A	R	F



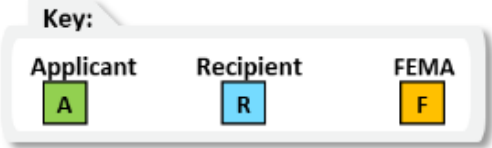
FEMA

Program Delivery Manager Responsibilities (1 of 2)

List of Impacts Through Recovery Scoping Meeting (RSM)



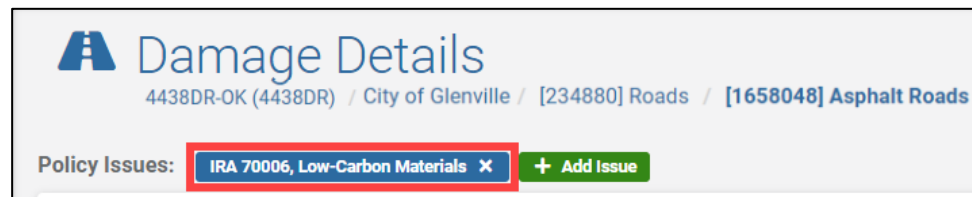
- During the RSM, the PDMG will:
- Provide information on the IRA initiative
 - Provide the Applicant with a hand-out detailing how the Applicant can learn more about and take advantage of eligible low-carbon materials (concrete, asphalt, glass, and steel) in their recovery efforts



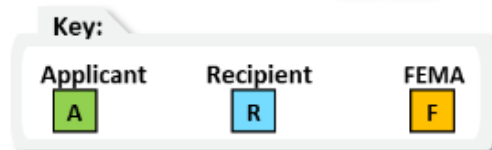
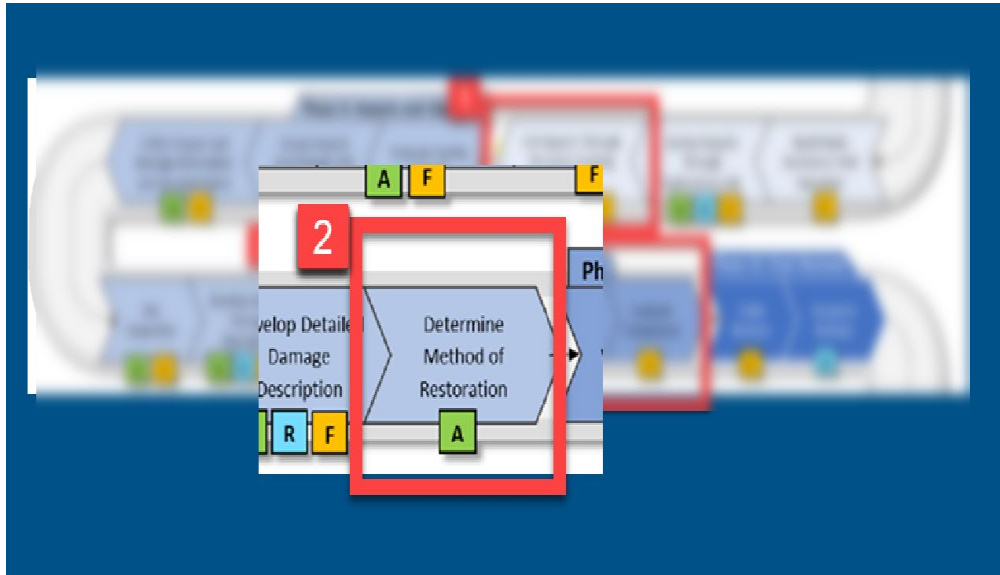
Program Delivery Manager Responsibilities (2 of 2)

The PDMG will also:

- Ensure Applicant adds comment at the project level that indicates they will use low-carbon materials or add the comment if the Applicant is unable to.
 - When adding a comment indicating that an Applicant is electing to use low-carbon materials include as much information as possible. (see examples on next slide)
- During regular weekly follow up meetings with the Applicant, address any questions or concerns with low-carbon materials
- PDMGs should follow normal procedures to formulate projects and continue to process them to the CRC for review.
- PDMGs will add the Policy Issue “IRA 70006, Low-Carbon Materials” at the damage line item where low-carbon materials are being claimed.



Applicant Responsibilities



- The Applicant should determine whether they will use low-carbon materials in their PA projects.
 - When determining the method of restoration, the Applicant can estimate the cost of the low-carbon materials. This estimate will be used as part of their scope of work. If the Applicant prefers, CRC staff will develop scope of work and cost.
- The Applicant should add a comment at the project level that indicates they will use low-carbon materials.



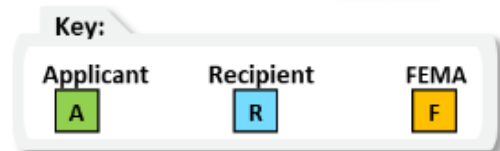
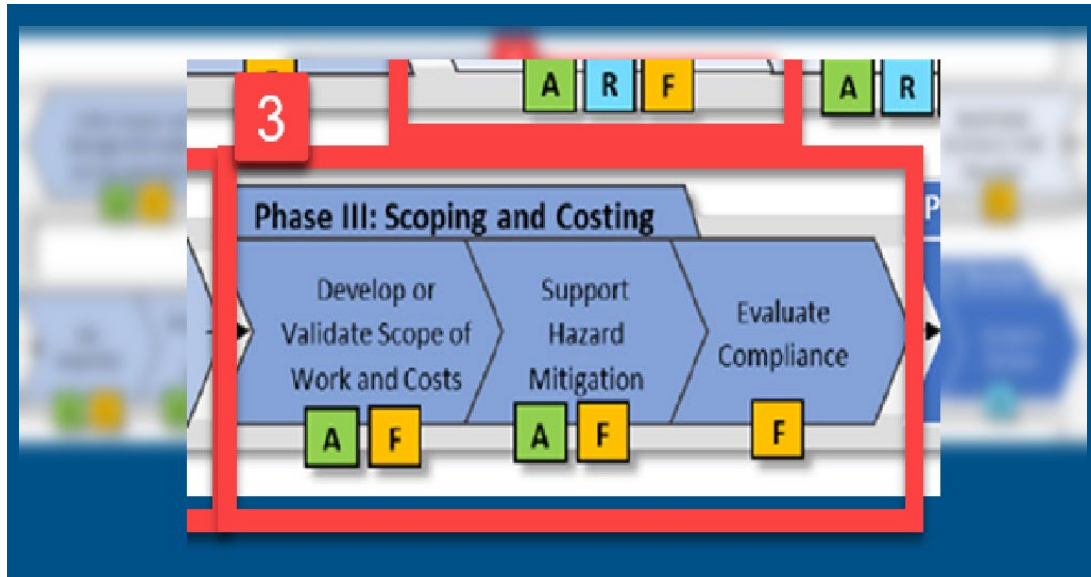
FEMA

Recipient Responsibilities

- Coordinate with FEMA field leadership to establish priorities for low-carbon materials
- Consider adding low-carbon material content to Applicants Briefings
- Support applicants in decision making around low-carbon materials and in gathering documentation



CRC Responsibilities



- There may be higher costs for low-carbon concrete, asphalt, glass, and steel, compared to traditional materials.
- CRCs should follow normal procedures for processing projects:
 - For work completed, CRC will validate scope, work, and cost, and reflect inclusion of low-carbon materials.
 - For work to be completed, site inspection and DDD are complete, CRC will write the scope of work, cost, and reflect inclusion of low-carbon materials
 - Verify that a material is a low-carbon material based upon the Environmental Product Declaration (EPD) information using a tool such as the Building Transparency EC3 Tool.



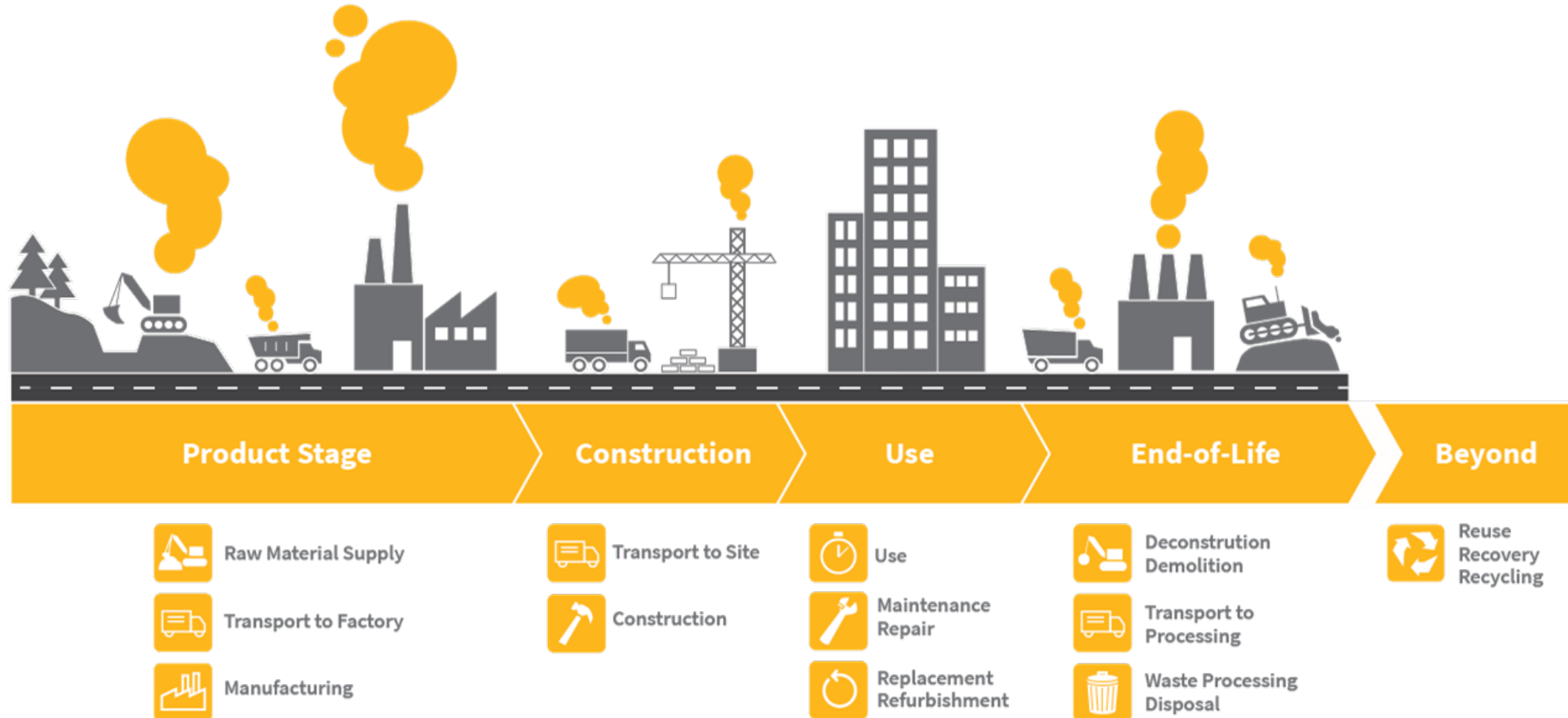
FEMA



Carbon Leadership Forum

What are low-carbon materials?

Emissions are released during the life cycle of construction materials



© Copyright 2022, Carbon Leadership Forum

What makes manufacturing lower carbon?



Every construction material is made differently, so each requires different strategies to produce low carbon materials.

- Energy efficient manufacturing processes
- Switching to cleaner fuels and power sources
- Lower-carbon ingredients (e.g. recycled, waste byproducts, bio-based)

Image Sources: pexels.com

Environmental Product Declarations (EPDs) Disclose the Embodied Carbon of a Product

An Environmental Product Declaration for Asphalt Mixtures		
PRODUCT DESCRIPTION Gradation Type: dense Mix Design Method: superpave Nominal Maximum Aggregate Size: 12.5 mm Performance Grade of Asphalt Binder: PG 58-28 This mix producer categorizes this product as a Hot Mix Asphalt (HMA) asphalt mixture. This asphalt mixture was produced within a temperature range of 150 to 161°C.		
IMPACT CATEGORY	POTENTIAL IMPACT PER METRIC TONNE ASPHALT MIXTURE (PER TON ASPHALT MIXTURE)	
Global warming potential (GWP-100)	71.05 (64.46) kg CO ₂ Equiv.	
Ozone depletion potential (ODP)	9.92e-08 (9.00e-08) kg CFC-11 Equiv.	
Eutrophication potential (EP)	1.24e-02 (1.13e-02) kg N Equiv.	
Acidification potential (AP)	1.72e-01 (1.56e-01) kg SO ₂ Equiv.	
Photochemical ozone creation potential (POCP)	4.51 (4.09) kg O ₃ Equiv.	
DECLARED UNIT: The declared unit is 1 metric tonne (1 short ton) of an asphalt mixture		
PRODUCT INGREDIENTS		
Component	Material	Weight %
Aggregate	Natural Stone	15
Aggregate	Natural Stone	21
Aggregate	Natural Stone	13
Aggregate	Natural Stone	14
Aggregate	Natural Stone	8
RAP	Reclaimed Asphalt Pavement	24
Binder	Unmodified	4



ENVIRONMENTAL IMPACTS	
Declared Product: Description: Exterior 4000 PSI Compressive strength: 4000 PSI at 28 days	
Declared Unit: 1 m ³ of concrete	
Global Warming Potential (kg CO ₂ -eq)	318
Ozone Depletion Potential (kg CFC-11-eq)	7.15E-6
Acidification Potential (kg SO ₂ -eq)	0.95
Eutrophication Potential (kg N-eq)	0.24
Photochemical Ozone Creation Potential (kg O ₃ -eq)	20.7
Abiotic Depletion, non-fossil (kg Sb-eq)	5.82E-5
Abiotic Depletion, fossil (MJ)	658
Total Waste Disposed (kg)	94.2
Consumption of Freshwater (m ³)	2.40
Product Components: natural aggregate (ASTM C33), Portland cement (ASTM C150), fly ash (ASTM C618), batch water (ASTM C1602), admixture (ASTM C494), admixture (ASTM C260)	



Left: Sample information from Asphalt EPD.

Right: Sample information from Concrete EPD.

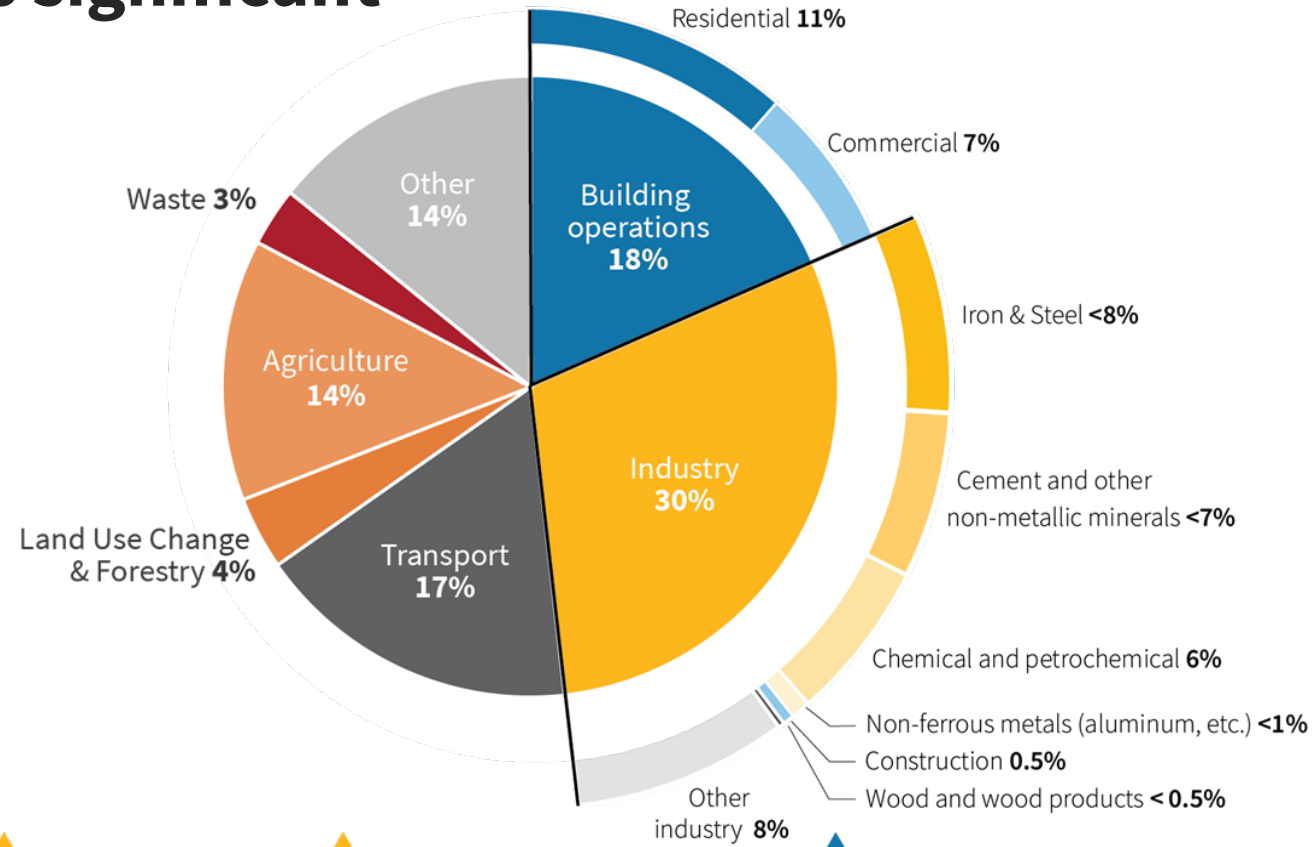
Source: FHWA.dot.gov/everydaycounts

EPDs are used to demonstrate whether a product is low carbon


- Per the Environmental Protection Agency (EPA)'s definition, concrete, asphalt, glass, and steel products can qualify as low-carbon materials if they have a Global Warming Potential (GWP) lower than the estimated industry average for similar products in North America **as demonstrated by their Environmental Product Declaration (EPD)**.
- This means that low-carbon concrete, asphalt, glass, and steel products used on FEMA projects will need an third-party verified EPD to prove that they are low carbon.

Why should you use low-carbon materials on your project?

Embodied carbon is significant



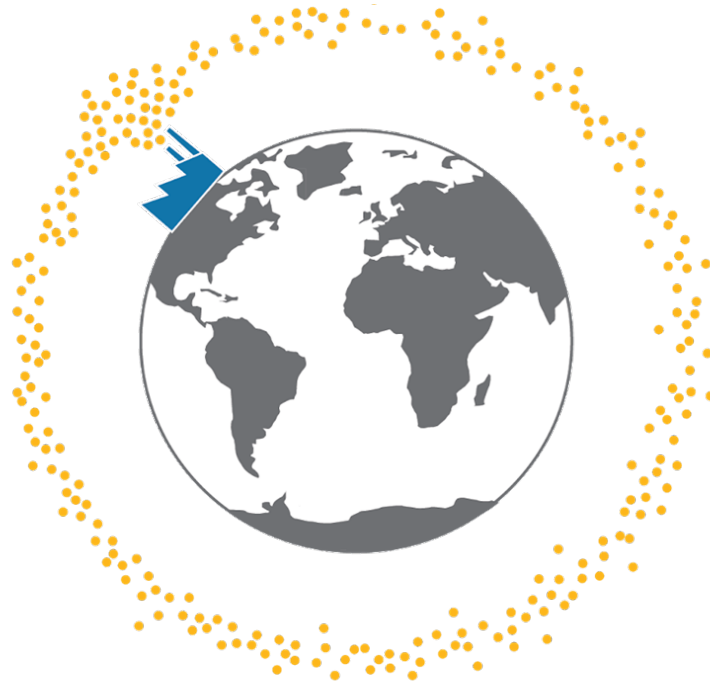
Global greenhouse gas emissions and the life cycle of buildings



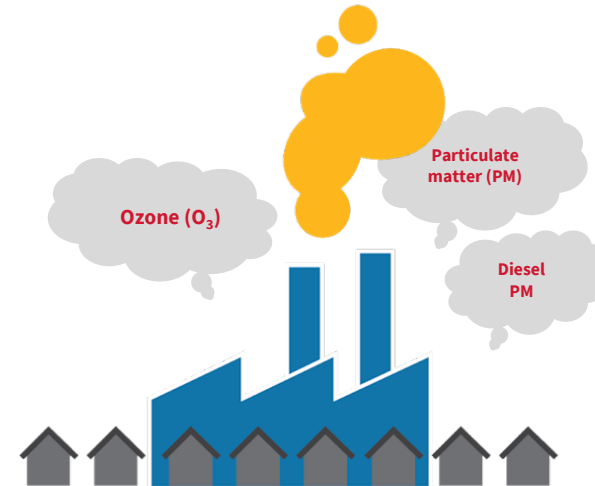
When considered over their full life cycle, the building industry influences nearly every major sector of global GHG emissions.

Emissions from the life cycle of materials have negative health and environmental impacts on communities

Global Impacts from Climate Change



Regional/Local Impacts on Health and Environment

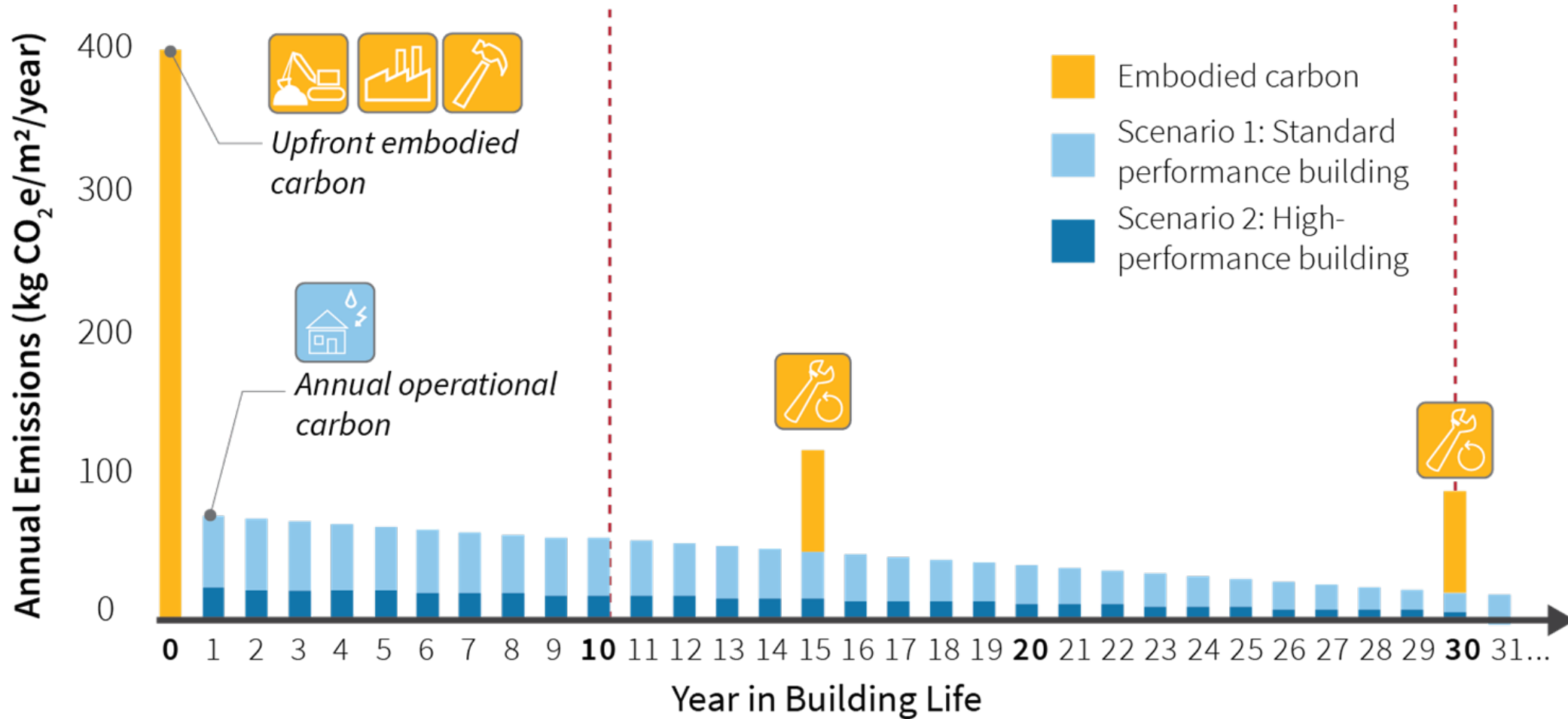


Design and construction is the only chance we have to reduce embodied carbon



Image Sources: pexels.com

Sourcing low carbon materials is urgent



Low-Carbon Materials: Frequently Asked Questions

Q: What if a manufacturer doesn't have an EPD?

While there are thousands of environmental product declarations (EPDs) available already for construction products, availability is lower for some regions, and not all products with EPDs are low carbon.

- Manufacturers can get an EPD relatively quickly (i.e. months, not years). This varies by material. A growing number of tools are available to speed up this process.
- The EPA has announced the first \$100 million of Inflation Reduction Act funded grants aimed at funding development of more EPDs. Once these grant programs launch, project teams can encourage manufacturers to get EPDs for free through these IRA-funded programs.

Q: Are low-carbon materials new, untested materials?

- Many low carbon materials have been available for a long time, but may require manufacturers to invest in facility upgrades or keep more ingredients on-hand (like keeping many cement alternatives on-hand at a concrete supply facility).
- Some low carbon materials are already available, but without requiring transparency (via an environmental product declaration (EPD)), a purchaser won't be able to identify or request them.
- Some materials do include newer technologies or ingredients. However, they are required to meet the same performance standards / functional requirements as their more polluting competitors.

Q: Will low-carbon construction materials alter the construction schedule?

- Coordination between the contractor, engineer, and architect are crucial to limit any schedule impacts.
- Lower-carbon concrete and asphalt products may use a different mix design than a traditional product. Some of these may take longer to cure. Supplier, contractor, and engineer can coordinate on which components can allow for longer curing in the construction schedule.
- Performance-based specifications (*e.g. specifying strength and other performance requirements, not ingredients*) can help

Q: Are low-carbon construction materials more expensive?

- Savings or costs for reducing carbon vary by the material and by the size and complexity of the project, the geographic location (which can have a large impact on availability of products and feasibility of certain design strategies), and the experience of the architect, engineer, and contractor.
- Potential savings may come from dematerialization, meaning less material is used to achieve the same function, or from reducing the use of some of the higher cost ingredients for a product, such as Portland Cement.
- In some cases, lower carbon materials are cheaper. The table on the bottom shows an example of how three cement replacement options, all cheaper than cement, vary in price primarily due to transportation distance.

Exhibit 2: Variation in SCM cost is mostly associated with required transport distance




Source: RMI's [Concrete Solutions Guide](#)

RMI Case Study Analysis

Embodied Carbon Reductions



Cradle-to-gate embodied carbon reductions:



Steel reinforced concrete slab



Wood-framing with concrete slab



Tilt-Up concrete

RMI Case Study Analysis

Embodied Carbon Reductions



Key Findings:

- **Optimizing the ready-mix concrete design** can lead to significant embodied carbon reductions at no cost
- **Rebar** with high recycled content coming from efficient mills, electric arc furnaces, and clean electrical grids can have dramatic impacts at a small cost premium
- Glazing remains a critical challenge for reducing embodied carbon
- *Insulation material selection can drive project-level embodied carbon, depending on baseline type and quantity*
- *Finish materials can serve as a key carbon-reduction or carbon-storage opportunity*



Building Transparency

Washington State 501c(3) nonprofit dedicated to sustainability in construction.

Building Transparency's core mission is to provide open access data and tools necessary to enable **broad and swift action** across the building industry in addressing embodied carbon's role in **climate change**.

Embodied Carbon in Construction Calculator



Free to use | Open access

Upfront Carbon Assessment Tool

tallyLCA

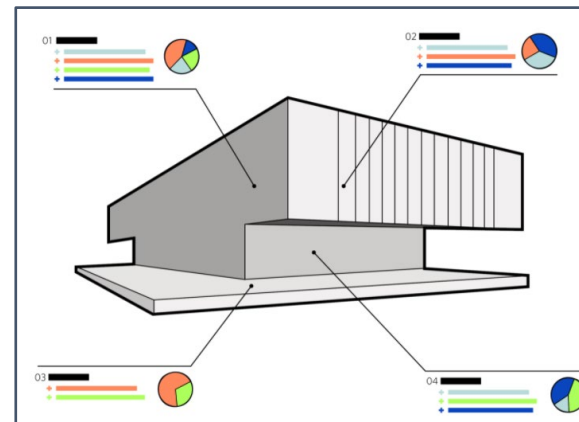
Revit plugin | Design-focused

Whole-Building LCA Tool

tallyCAT

Revit plugin | Design-focused

Upfront Carbon Assessment Tool



Product Impacts	
Declared Unit: 1 m ³ of 10,000 psi concrete at 28 days	
Amount Per Declared Unit	
Global Warming Potential	445 kgCO ₂ eq
Emitted	460 kgCO ₂ eq
Sequestered	-15 kgCO ₂ eq
Ozone Depletion	0.000 kgCFC11eq
Acidification	2.96 kgSO ₂ eq
Eutrophication	0.09 kgNeq
Smog Formation	0.61 kgO ₃ eq
Primary Energy Demand	3017 MJ
Non-renewable	3000 MJ
Renewable	17 MJ



Partners & Sponsors



Lead Sponsors



Pilot Sponsors



Association Sponsors

Manufacturer Sponsors

Technology Partners



Autodesk

Azure

Climate Earth

Kieran Timberlake

Mitacs

Mindful Materials

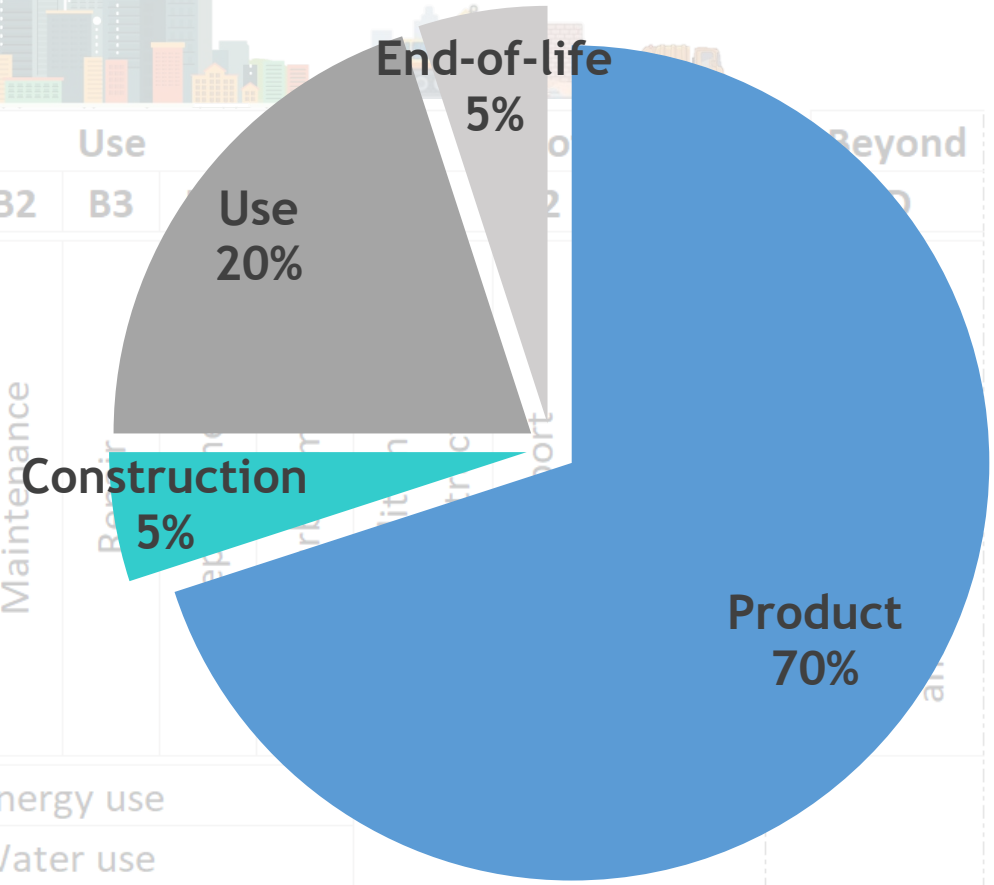
Sustainable Minds



Upfront Carbon:

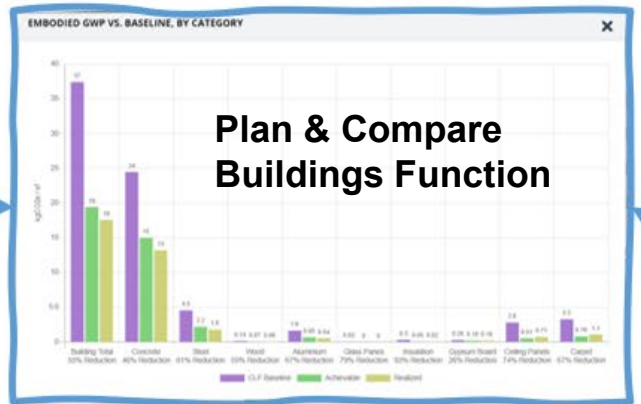
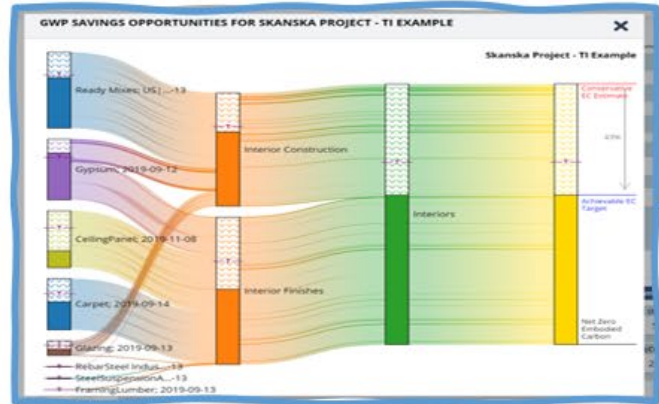
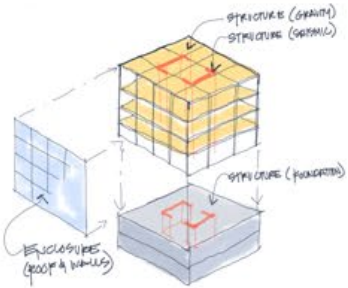


Stage	Product			Construction		Use			Beyond
	A1	A2	A3	A4	A5	B1	B2	B3	
Embodied	Raw material supply	Transport	Manufacturing	Transport	Construction and installation	Use	Maintenance	Repair	Transport
						B6	Energy use	B7	Water use
Operational									



The Embodied Carbon in Construction Calculator EC3

The EC3 tool = An open access database of digitized EPDs and a project planner



Material Quantities
(from Construction
Estimates/BIM
360/Tally)

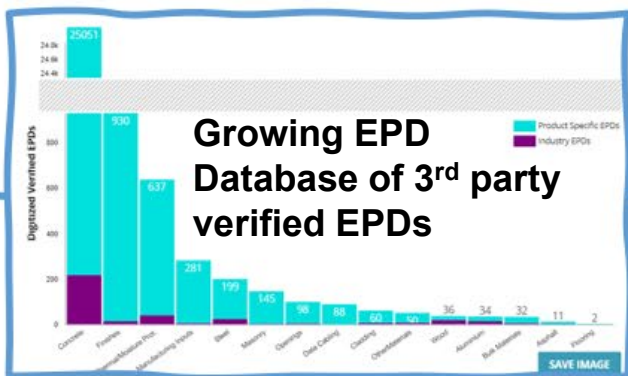


Stages A1-A3
Embodied Carbon
Emissions data



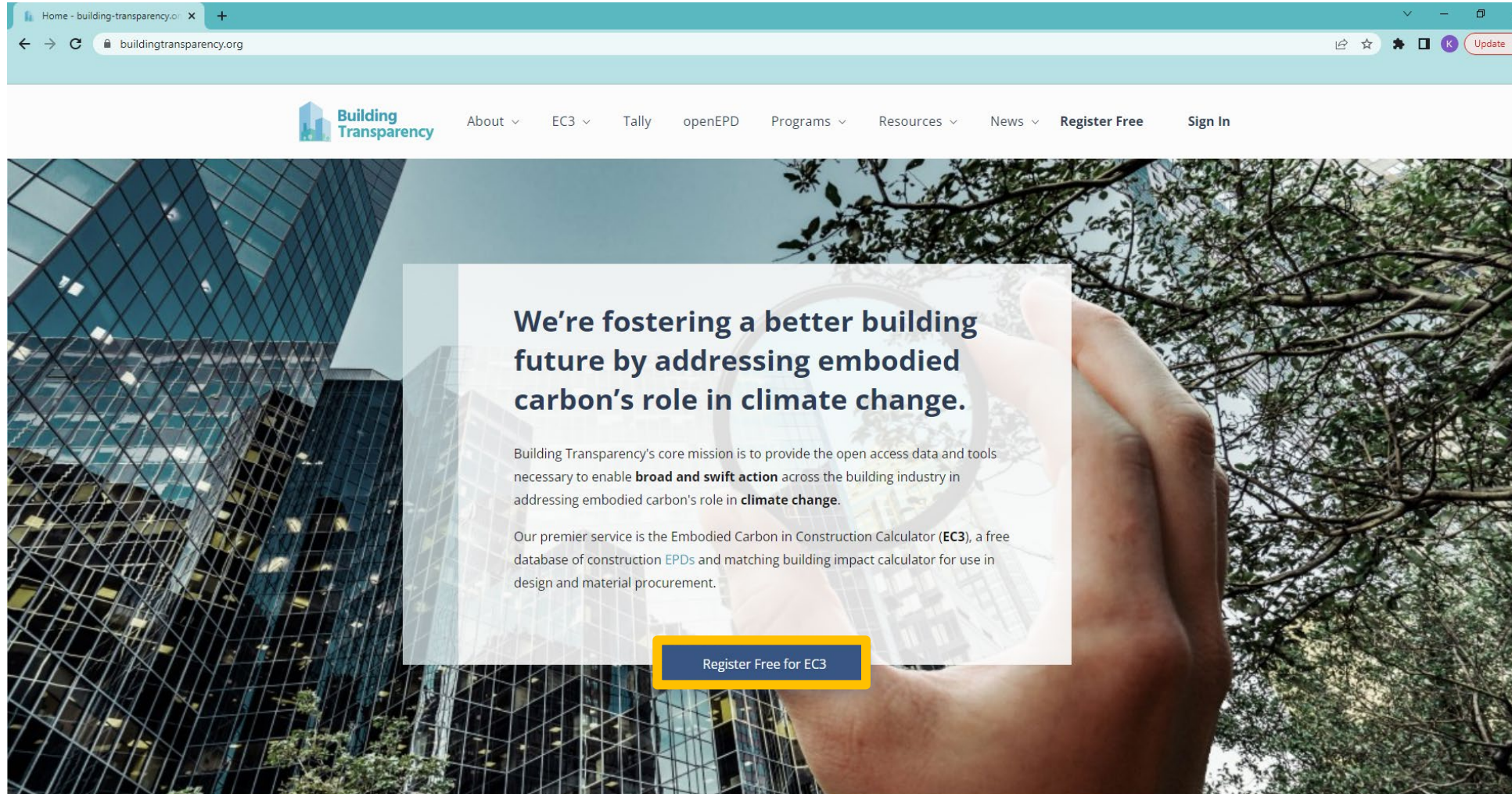
Building Upfront
Estimate and
Realized Embodied
Carbon

Digital EPD Database
for Comparing
Product Embodied
Carbon





FEMA Filter Demo



The screenshot shows the homepage of buildingtransparency.org. The browser address bar displays "buildingtransparency.org". The navigation menu includes "About", "EC3", "Tally", "openEPD", "Programs", "Resources", "News", "Register Free", and "Sign In". The main content area features a large image of a hand holding a magnifying glass over a building facade. A white text box is overlaid on the image, containing the following text:

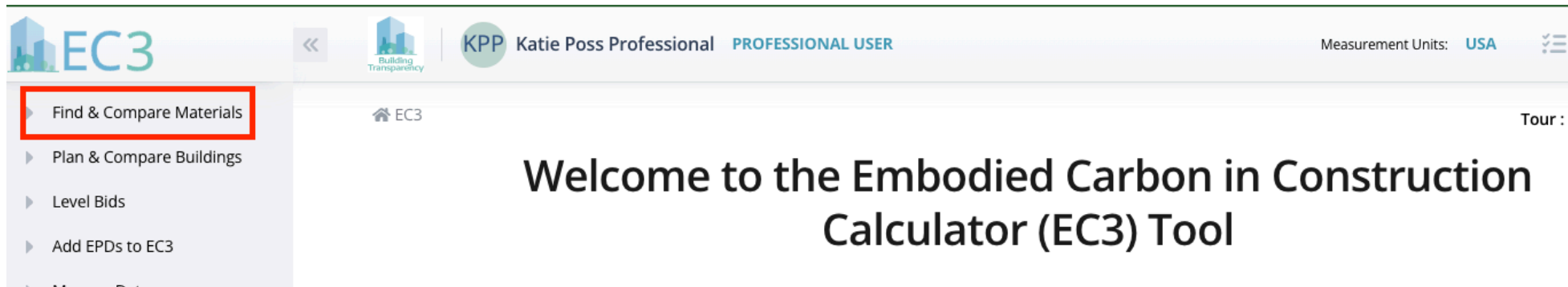
We're fostering a better building future by addressing embodied carbon's role in climate change.

Building Transparency's core mission is to provide the open access data and tools necessary to enable **broad and swift action** across the building industry in addressing embodied carbon's role in **climate change**.

Our premier service is the Embodied Carbon in Construction Calculator (**EC3**), a free database of construction EPDs and matching building impact calculator for use in design and material procurement.

[Register Free for EC3](#)

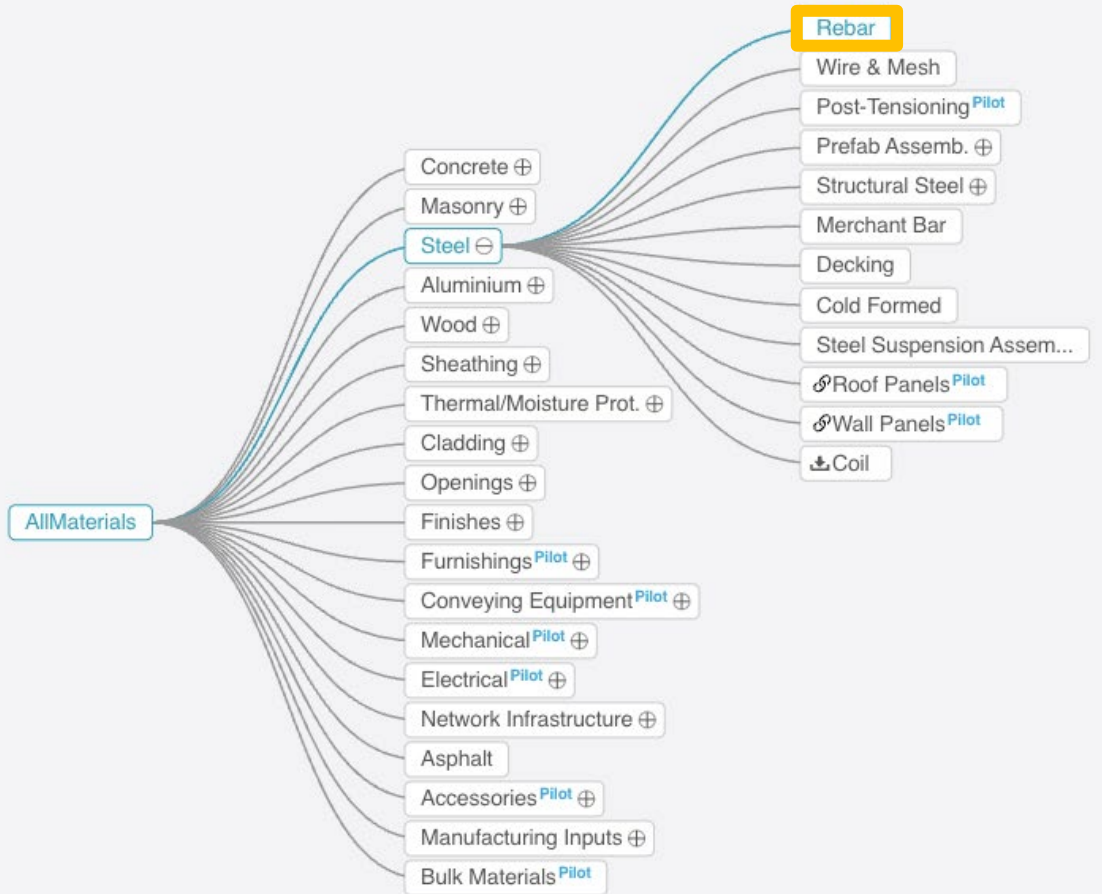
Once you are logged in to EC3, click “Find and Compare Materials” located in the top left corner of the screen, just below the EC3 logo.



The screenshot shows the EC3 web application interface. The top navigation bar includes the EC3 logo, a home icon, the user profile 'KPP Katie Poss Professional PROFESSIONAL USER', and 'Measurement Units: USA'. A dropdown menu is open on the left, with 'Find & Compare Materials' highlighted by a red box. Other menu items include 'Plan & Compare Buildings', 'Level Bids', and 'Add EPDs to EC3'. The main content area displays the text: 'Welcome to the Embodied Carbon in Construction Calculator (EC3) Tool'.

SELECT CATEGORY: REINFORCING BAR

Search category ▼ **NEXT**



The diagram illustrates a hierarchical tree structure for selecting a product category. It starts with a root node 'AllMaterials' on the left. From 'AllMaterials', lines branch out to a list of 20 categories: Concrete ⊕, Masonry ⊕, Steel ⊖, Aluminium ⊕, Wood ⊕, Sheathing ⊕, Thermal/Moisture Prot. ⊕, Cladding ⊕, Openings ⊕, Finishes ⊕, Furnishings ^{Pilot} ⊕, Conveying Equipment ^{Pilot} ⊕, Mechanical ^{Pilot} ⊕, Electrical ^{Pilot} ⊕, Network Infrastructure ⊕, Asphalt, Accessories ^{Pilot} ⊕, Manufacturing Inputs ⊕, and Bulk Materials ^{Pilot}. From the 'Steel ⊖' node, lines branch out to a second list of 10 sub-categories: Rebar, Wire & Mesh, Post-Tensioning ^{Pilot}, Prefab Assemb. ⊕, Structural Steel ⊕, Merchant Bar, Decking, Cold Formed, Steel Suspension Assem..., ⌀Roof Panels ^{Pilot}, ⌀Wall Panels ^{Pilot}, and ⚙Coil. The 'Rebar' node is highlighted with a yellow border, and a yellow line connects it back to the 'Steel ⊖' node.

- Concrete ⊕
- Masonry ⊕
- Steel ⊖
- Aluminium ⊕
- Wood ⊕
- Sheathing ⊕
- Thermal/Moisture Prot. ⊕
- Cladding ⊕
- Openings ⊕
- Finishes ⊕
- Furnishings ^{Pilot} ⊕
- Conveying Equipment ^{Pilot} ⊕
- Mechanical ^{Pilot} ⊕
- Electrical ^{Pilot} ⊕
- Network Infrastructure ⊕
- Asphalt
- Accessories ^{Pilot} ⊕
- Manufacturing Inputs ⊕
- Bulk Materials ^{Pilot}

- Rebar
- Wire & Mesh
- Post-Tensioning ^{Pilot}
- Prefab Assemb. ⊕
- Structural Steel ⊕
- Merchant Bar
- Decking
- Cold Formed
- Steel Suspension Assem...
- ⌀Roof Panels ^{Pilot}
- ⌀Wall Panels ^{Pilot}
- ⚙Coil

PERFORMANCE SPECIFICATIONS Reset

Compliance

BCC

Buy Clean California 2020

Buy Clean California 2022

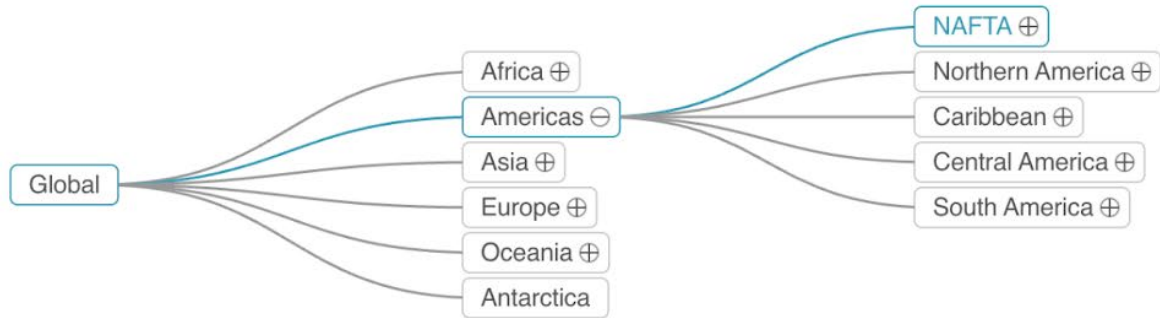
FEMA 2023

FEMA 2023 IRA: Rebar (... ✓)

GEOGRAPHY ✕

Geography locations

NAFTA ✕ ✕ ▾



OK

LCIA Method: TRACI 2.1 and Valid after: 2023-07-31 X and EPD Type: Product EPDs, Industry EPDs X
 and Compliance: FEMA 2023 IRA: Rebar (Unfabricated) X

[Copy Shareable Link](#) [SEARCH](#)

STATISTICS

Product EPDs: 15 Industry EPDs: 0 Achievable: 0.295 kgCO2e Average: 0.33 kgCO2e ± 18.2% Conservative: 0.382 kgCO2e Converted per Unit: 1 lbs

PRODUCT EPDS

Subcategory	Manufacturer Compare	Plant or Plant ... Compare	Product Compare	Description	Reported GWP	Columns Manufacturer x
Reinforcing Bar	Cascade Steel Rolli...	McMinnville, OR	Reinforcing Bar - A...	This EPD is for rein...	0.197 kgCO2e	Details Open
Reinforcing Bar	Gerdau Long Steel	Gerdau Corsa Tulti...	Steel Rebar Manuf...	Gerdau produces ...	0.213 kgCO2e	Details Open
Reinforcing Bar	Nucor	Nucor Steel Seattl...	Steel Reinforcing B...	Rebar assemblies ...	0.187 kgCO2e	Details Open
Reinforcing Bar	Commercial Metal...	CMC Steel Arizona	Concrete Reinforci...	Rebar, or uncoate...	0.271 kgCO2e	Details Open

1 Select category

 Digitized EPD

QA Warnings

Cancel

ENVIRONMENTAL PRODUCT DECLARATION

PUBLIC


Download


OpenEPD JSON



 AllMaterials / Steel / Rebar

Product Name *
CASC Reinforcing Bar - A615/706

Date of Issue *
 2022-01-01

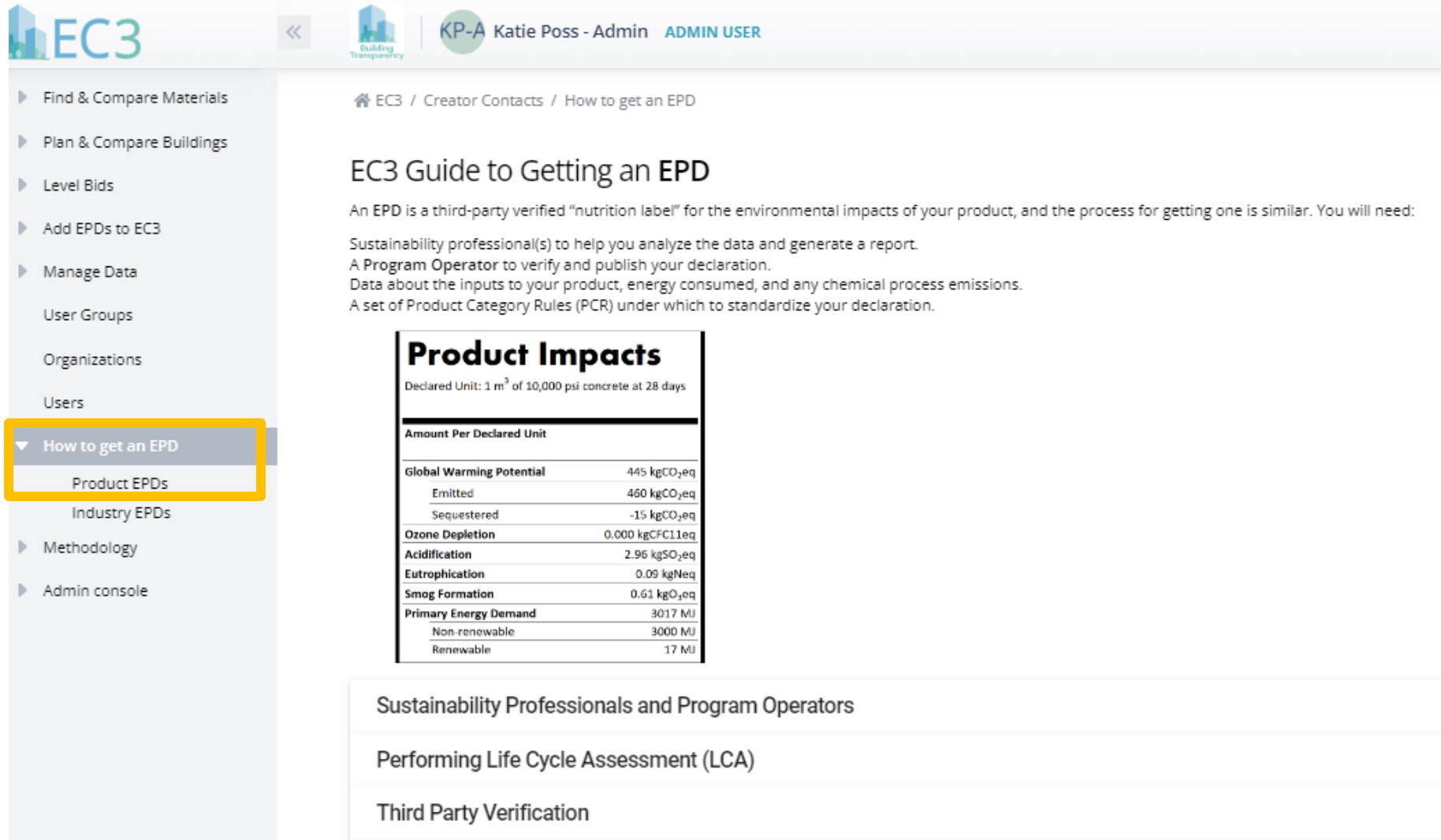
Valid Until *
 2027-01-01

Also show in Categories

Language
English



 Copy Shareable Link



EC3 / Creator Contacts / How to get an EPD

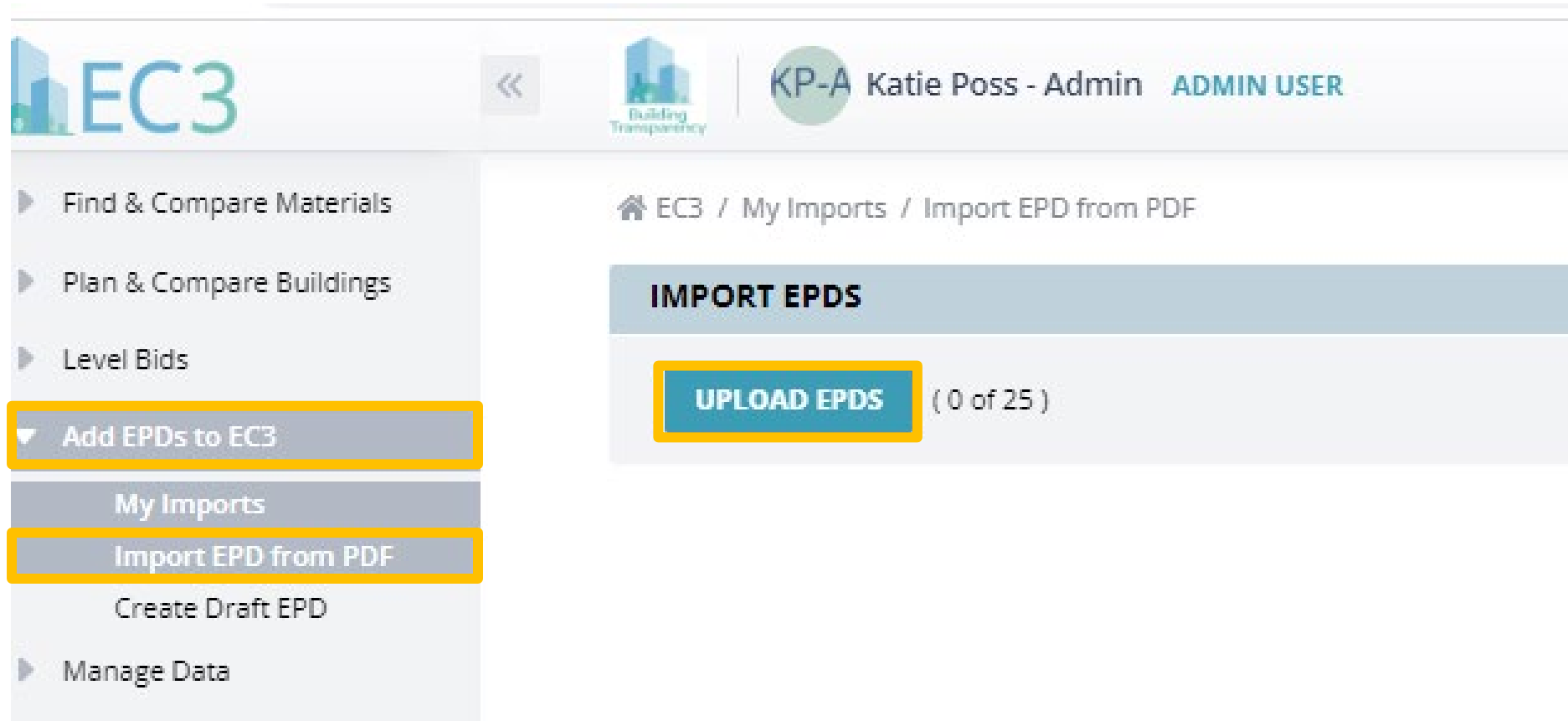
EC3 Guide to Getting an EPD

An EPD is a third-party verified "nutrition label" for the environmental impacts of your product, and the process for getting one is similar. You will need:

- Sustainability professional(s) to help you analyze the data and generate a report.
- A **Program Operator** to verify and publish your declaration.
- Data about the inputs to your product, energy consumed, and any chemical process emissions.
- A set of Product Category Rules (PCR) under which to standardize your declaration.

Product Impacts	
Declared Unit: 1 m ³ of 10,000 psi concrete at 28 days	
Amount Per Declared Unit	
Global Warming Potential	445 kgCO ₂ eq
Emitted	460 kgCO ₂ eq
Sequestered	-15 kgCO ₂ eq
Ozone Depletion	0.000 kgCFC11eq
Acidification	2.96 kgSO ₂ eq
Eutrophication	0.09 kgNeq
Smog Formation	0.61 kgO ₃ eq
Primary Energy Demand	3017 MJ
Non-renewable	3000 MJ
Renewable	17 MJ

- Sustainability Professionals and Program Operators
- Performing Life Cycle Assessment (LCA)
- Third Party Verification



The screenshot displays the EC3 web application interface. The top navigation bar includes the EC3 logo, a back arrow, the Building Transparency logo, and the user profile 'KP-A Katie Poss - Admin ADMIN USER'. The left sidebar menu contains several options, with 'Add EPDs to EC3' and 'Import EPD from PDF' highlighted with yellow boxes. The main content area shows the breadcrumb path 'EC3 / My Imports / Import EPD from PDF' and a section titled 'IMPORT EPDS' with a button labeled 'UPLOAD EPDS (0 of 25)' also highlighted with a yellow box.

EC3 << Building Transparency | KP-A Katie Poss - Admin ADMIN USER

- ▶ Find & Compare Materials
- ▶ Plan & Compare Buildings
- ▶ Level Bids
- ▼ **Add EPDs to EC3**
- My Imports
- Import EPD from PDF**
- Create Draft EPD
- ▶ Manage Data

🏠 EC3 / My Imports / Import EPD from PDF

IMPORT EPDS

UPLOAD EPDS (0 of 25)

Questions?

Katie.poss@buildingtransparency.org



Planning and Implementation Resources

Internal Resources (1 of 2)

- [Implementation Memo for IRA Section 70006\(1\)](#) – The memo from Dr. Forbes announces FEMA’s implementation of IRA Section 70006 under PA. The memo explains PA’s responsibilities under the IRA and includes definitions that relate to the IRA.
- [2022-2026 FEMA Strategic Plan](#) – The Strategic Plan highlights FEMA’s commitment to climate resiliency. Goal 2, Lead Whole of Community in Climate Resilience, focuses on this commitment and provides guidance for FEMA staff on climate issues being addressed by FEMA.
- [FEMA Resources for Climate Resilience](#) - This document offers a description of available FEMA resources to be used in planning for, response to, recovery from, and mitigation against the adverse impacts of climate change.



Internal Resources (2 of 2)

- [FEMA and the Changing Climate](#) The enclosed messages are key to building a climate literate FEMA workforce. These foundational messages complement existing programmatic outreach and will inform FEMA staff of climate related talking points.
- [FEMA Climate Foundational Messaging](#) - This fact sheet provides topline messaging on climate change from the unique FEMA emergency management perspective.
- [2022 National Preparedness Report](#) - This report presents preparedness data and underscores the challenges that emergency managers face in addressing a continuously expanding risk environment triggered by climate issues. Emergency managers can look to this report to help support decisions about program priorities, resource allocations and community actions.
- [Building a Clean, Climate-Resilient Economy through FEMA's Grant Programs | FEMA.gov](#) – Webpage which outlines FEMA's low-carbon materials funding initiatives under IRA Section 70006 and how they support the Federal Buy Clean Initiative.



FEMA



Frequently Asked Questions

Frequently Asked Questions (1 of 2)

Am I expected to become an expert on low-carbon materials?

No, FEMA PA staff are NOT technical experts on low-carbon materials, and we do not expect FEMA PA staff to become technical experts. In support of IRA Implementation, FEMA staff will provide information on services and materials available through the PA process to assist Applicants in their climate resiliency efforts. This includes ensuring applicants have access to all Low Carbon Materials Resources, links, and information (through the 1 pager). The terminology around climate may be new to FEMA staff. There are many resources available to support learning about this topic.

Will there be changes to GM due to the Inflation Reduction Act implementation?

A policy flag has been added to Grants Manager for the PDMG to add to the damage line item where low-carbon materials are being claimed.



Frequently Asked Questions (2 of 2)

Will we be receiving further training on IRA or low-carbon materials?

If there are any other changes or implementations to IRA Section 7006 that affect FEMA PA additional information will be provided at that time.

FEMA PA field leadership is looking into providing event specific IRA Section 7006 training opportunities, you will be notified by your leadership if and when these occur.

I still have questions about the IRA, low-carbon materials, or how this changes what I am supposed to do. Who can I ask?

If you still have additional questions after reviewing the materials, and additional resources that were provided ask your leadership as its possible others may have the same questions. Or you can email the mailbox on the next slide.



Contact Information for IRA Implementation

FEMA-IRA-Implementation@fema.dhs.gov



FEMA



FEMA