

Description of Your Report

Your Course Evaluation Report contains up to four sets of items, represented in up to four sections in your report, described below.

Sets of Items

Institutional Items

These eight items are consistent across the University of Toronto. They are comprised of:

- Five rating-scale items which represent institution-wide teaching and learning priorities.
 - ◊ **The institutional composite mean, a mathematical average of these first five items.**
- One rating-scale item on the overall quality of a student's learning experience.
- Two qualitative comment items.

Divisional Items

These items are consistent across your division. They represent division-wide priorities for teaching and learning.

Departmental/Program/Course-Type Items

These items (when applicable) represent further levels of granularity and specificity for teaching and learning priorities within your division (e.g., department, program, course type).

Instructor-Selected Items

These items are optional items which may be selected from the item bank by instructors during the question personalization period.

- **Note that the results from these items are only reported to instructors, as they are primarily intended to function as personal formative feedback.**

Report Sections

The following provide different statistical summaries and representations for your institutional, divisional, and departmental/programmatic items (where appropriate).

Section 1: Course Evaluation Overview

Provides all course evaluation data except instructor-selected items.

Section 2: Response Distributions and Additional Statistics

Provides detailed response distributions.

- The number and relative percentage of respondents providing a given answer is provided, along with a graphical representation.
- This section also reports further statistics for each set of items relative to Section 1.

Section 3: Comparative Data

Provides comparative means for your course as compared to the relevant means across *all other evaluated courses at a particular level of comparison (e.g. division, program)* for each set of items.

Section 4: Instructor-Selected Items

Provides data for optional items that instructors can select from the item bank during the question personalization period. This section is formatted identically to Section 2.

Statistical Terms Used in this Report

Mean: The mathematical average. This measure is the most sensitive, and can be greatly affected by extreme and/or divergent scores.

Median: The middle value when all responses are ordered. This measure is less affected by extreme and/or divergent scores.

Mode: The most frequently occurring score.

Standard deviation: A measure of the "spread" of the data.

Course Name: International Trade ECO364H1-F-LEC0101 (SYNC) Division: ARTSC Session: F Session Codes: F = First/Fall, S = Second/Winter	Instructor: Guangbin Hong Section: LEC0101 Delivery Mode: SYNC Report Generation Date: June 21, 2021
---	---

Raters	Students
Responded	18
Invited	82

Section 1: Course Evaluation Overview

Part A. Core Institutional Items

Scale: 1 - Not At All 2 - Somewhat 3 - Moderately 4 - Mostly 5 - A Great Deal

Question	Summary	
	Mean	Median
I found the course intellectually stimulating.	4.4	4.0
The course provided me with a deeper understanding of the subject matter.	4.6	5.0
The instructor (Guangbin Hong) created an atmosphere that was conducive to my learning.	4.6	5.0
Course projects, assignments, tests, and/or exams improved my understanding of the course material.	4.8	5.0
Course projects, assignments, tests and/or exams provided opportunity for me to demonstrate an understanding of the course material.	4.7	5.0
Institutional Composite Mean	4.6	-

Scale: 1 - Poor 2 - Fair 3 - Good 4 - Very Good 5 - Excellent

Question	Summary	
	Mean	Median
Overall, the quality of my learning experience in this course was:	4.4	4.0

7. Please comment on the overall quality of the instruction in this course.

Comments
Instructors taught in passion. I also like how professor Hong connect real world example with the class topic (e.g. recommendation of American Factory and papers of relevant topics studied in class).
The instructor, Guangbin Hong, is very friendly and tries his best to make sure that the students understand the topic. His lecture slides are very detailed, making it easy to understand the concepts. The instructor has a great passion for his subject and is very much willing to share his knowledge with his students.
Professor Hong is stimulating, supportive and very friendly. His teaching transformed the course into an enjoyable experience.
Detailed slides and instructions. If there are parts that students don't understand, would also create other materials (extra notes) to assist our learning. Outlines expected topics clearly.
The lecture was attractive.
Very patient with his students. Thorough with explanations of powerpoints throughout the course. Fair tests and quizzes.
Perfect! Super clear and straightforward!
The overall quality of the instruction is pretty good.
There are often some extended topics

8. Please comment on any assistance that was available to support your learning in this course.

Comments
Instructors were kind and patient when answering our questions.
This course was fantastic in terms of instruction. There was a discussion board that was used by the professor to answer all the questions the students had. Moreover, he was very much accessible by email at all times.
Discussion boards and emails were readily available with speedy response times.
Tutorials and lectures were recorded for students to refer back. Office hours and problem set solutions are helpful.
None.
Prompt response to email questions.
It's convenient to reach to the professor for help, which helps make the my learning being more efficient.

Part B. Divisional Items

Scale: 1 - Not At All 2 - Somewhat 3 - Moderately 4 - Mostly 5 - A Great Deal

Question	Summary	
	Mean	Median
FAS001 The instructor (Guangbin Hong) generated enthusiasm for learning in the course.	4.6	5.0

Scale: 1 - Very Light 2 - Light 3 - Average 4 - Heavy 5 - Very Heavy

Question	Summary	
	Mean	Median
FAS002 Compared to other courses, the workload for this course was...	3.4	3.0

Scale: 1 - Not At All 2 - Somewhat 3 - Moderately 4 - Mostly 5 - Strongly

Question	Summary	
	Mean	Median
FAS003 I would recommend this course to other students.	4.1	4.0

Part C: Departmental Items

Scale: 1 - Poor 2 - Fair 3 - Good 4 - Very Good 5 - Excellent

Question	Summary	
	Mean	Median
UNIT(OQI) Overall, the quality of instruction provided by (Guangbin Hong) in this course was:	4.5	5.0

Please comment on the value of time spent in class toward your overall learning experience in the course.

Comments
The class time was very beneficial for students to as questions and digest new material.
The class time is quite early for me so I usually watch the recordings and they are clear.
Very useful. Most useful.
The more time I practice and review, the more I learn.
It helps a lot.
Lectures were clear and insightful.

Please comment on the value of the required readings toward your overall learning experience in the course.

Comments
This did not have any required readings. However, the professor posted relevant newspaper columns which helped to illustrate how theoretical concepts in international trade play a significant role in global economic affairs.
I focused more on slides so did not really read the readings, understanding problem sets and slides already take up most of my time.
Not very applicable.
The slides are quite useful
It connects the theories we learned with the real world.
Not much.
Required readings provide backgrounds to the materials, but are not necessary to understand the materials.

Please comment on the extent to which course assignments and tests required you to think and apply course concepts rather than memorize them.

Comments
There was not significant memorization in the course since the focus is to understand different trade models. The questions in the test and assignment focused more on testing the understanding of the models rather than simple memorization of formulas.
If the problems sets were more different from class slides that would help me evaluate my learning progress more.
all assignments and tests need to apply concepts
Memorization of the model solution algorithm is necessary. The rest is more like applying concepts and intuition behind the models. I would say it is fairly balanced.
The problem sets are great.
Assignments were appropriate in terms of difficulty and relate to lecture materials. Application of materials is required with some thinking necessary in order to complete assignments with accuracy.

Section 2: Response Distributions and Additional Statistics

This section provides detailed response distributions.

Mean: The mathematical average. This measure is the most sensitive, and can be greatly affected by extreme and/or divergent scores.

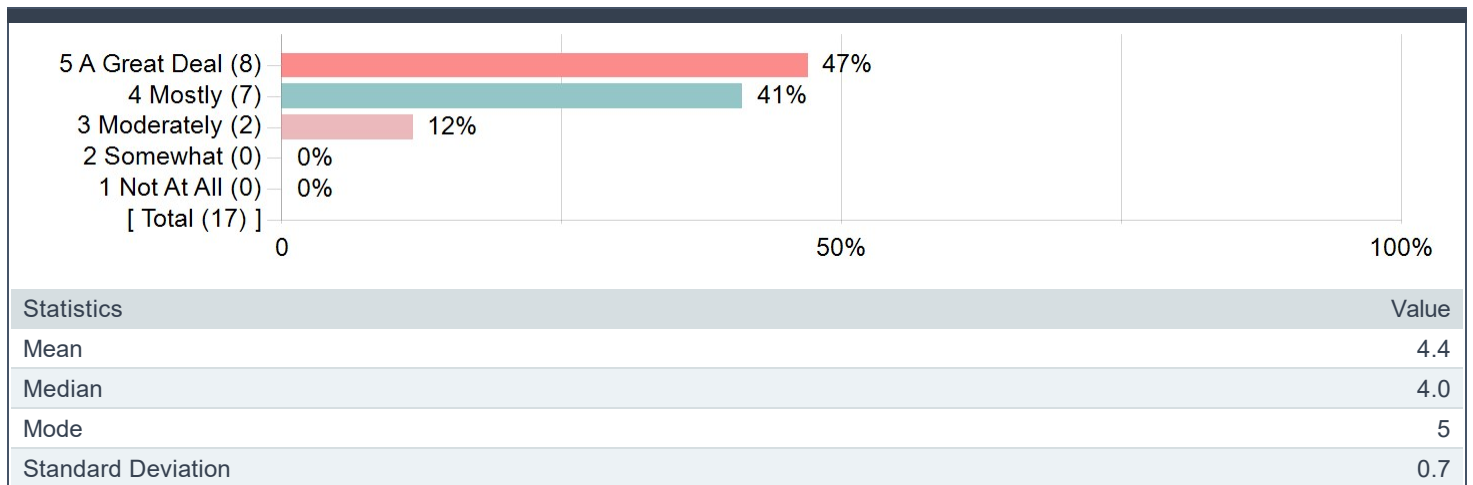
Median: The middle value when all responses are ordered. This measure is less affected by extreme and/or divergent scores.

Mode: The most frequently occurring score.

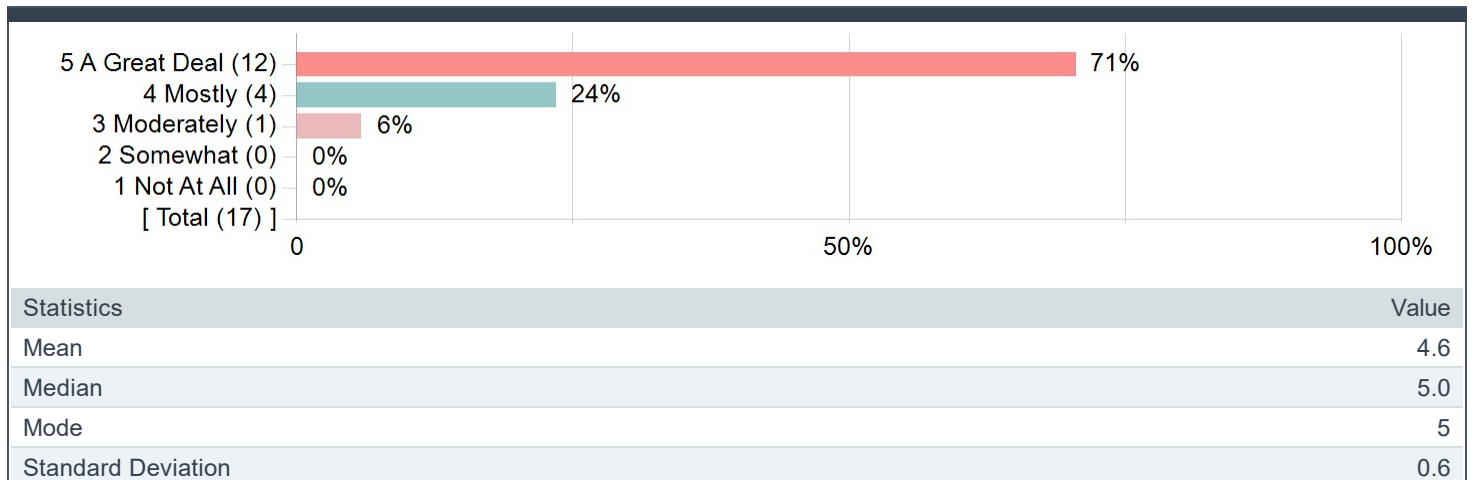
Standard deviation: A measure of the "spread" of the data.

Part A: Core Institutional Items

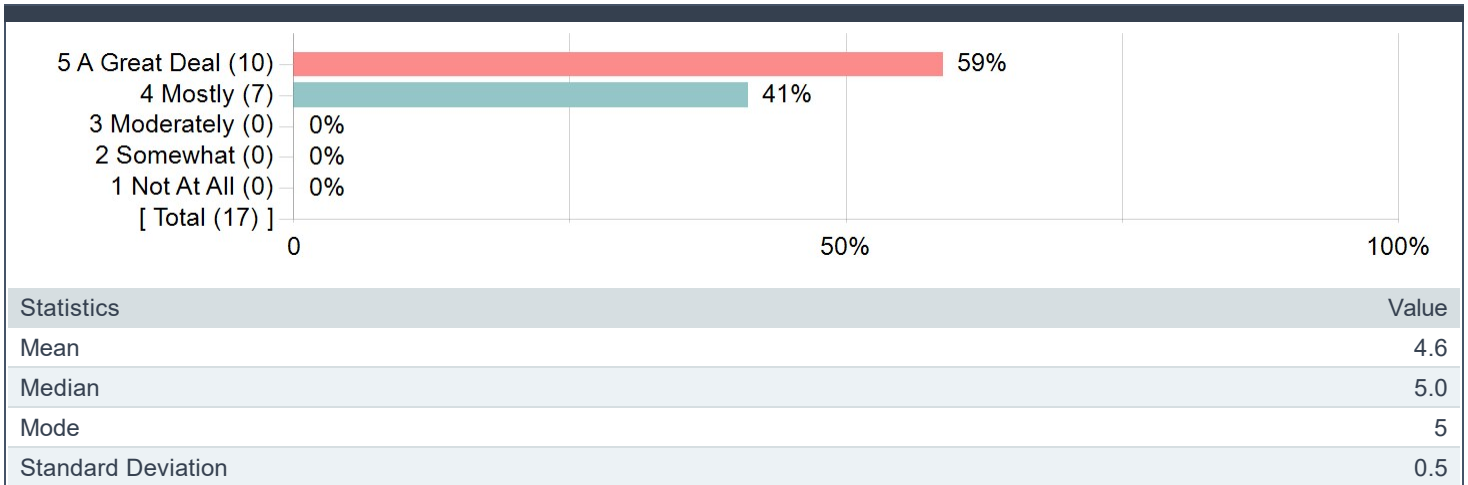
1. I found the course intellectually stimulating.



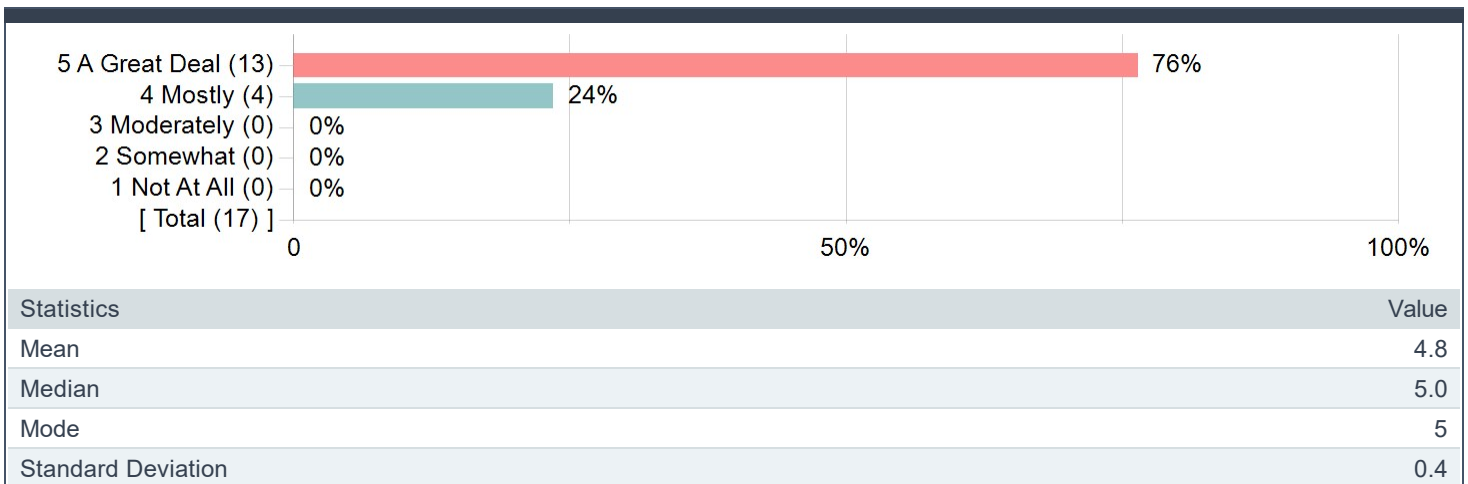
2. The course provided me with a deeper understanding of the subject matter.



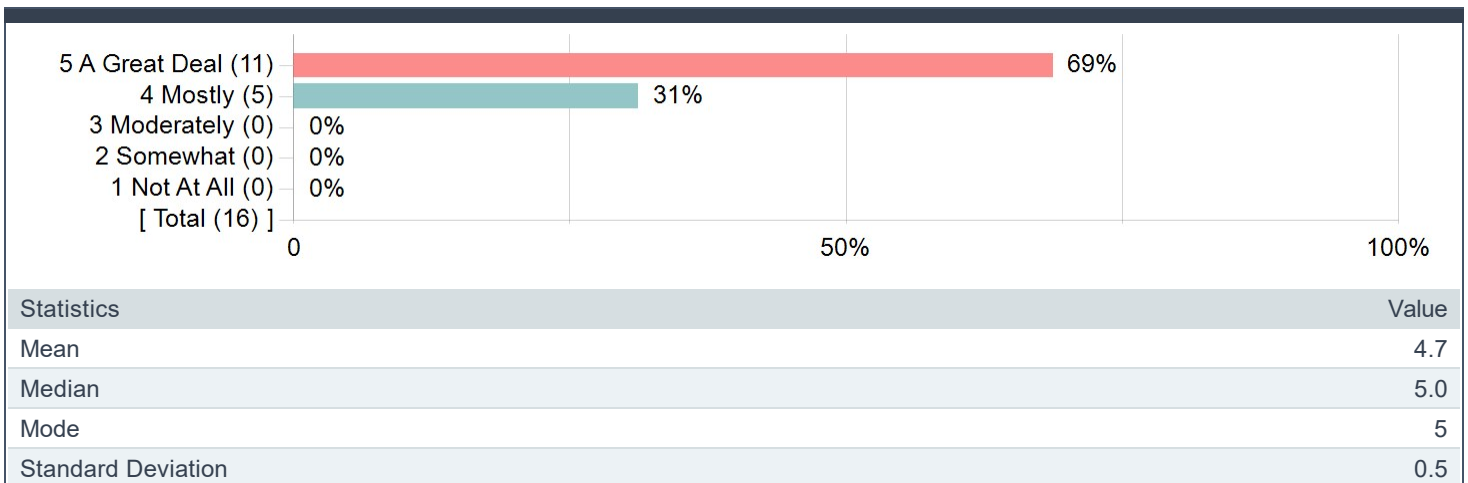
3. The instructor (Guangbin Hong) created a course atmosphere that was conducive to my learning.



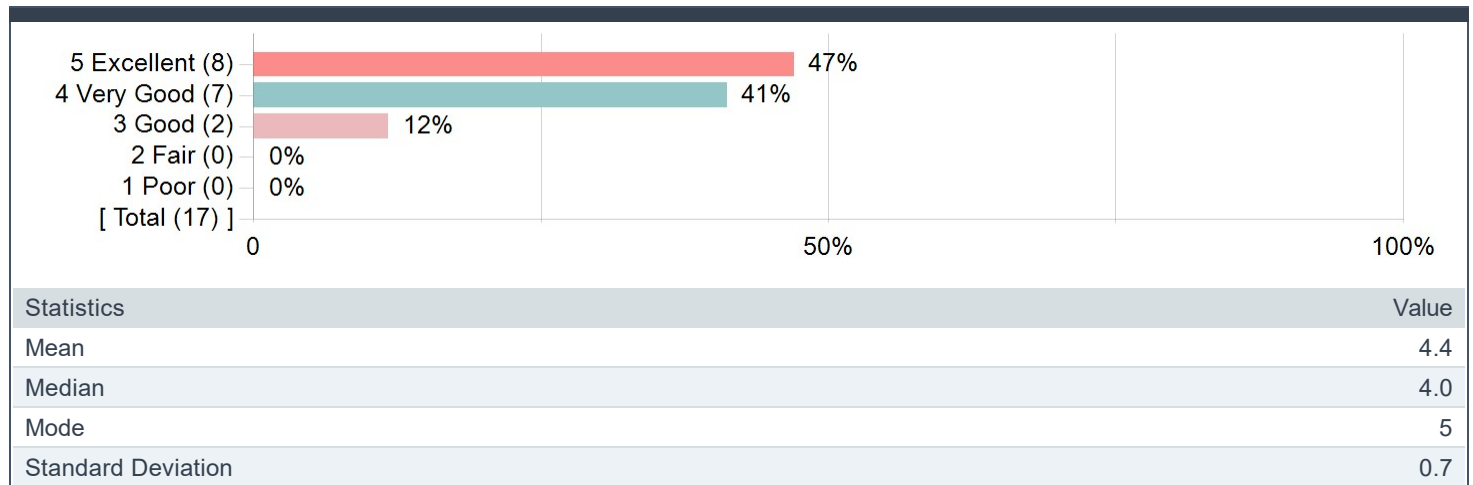
4. Course projects, assignments, tests and/or exams improved my understanding of the course material.



5. Course projects, assignments, tests and/or exams provided opportunity for me to demonstrate an understanding of the course material.

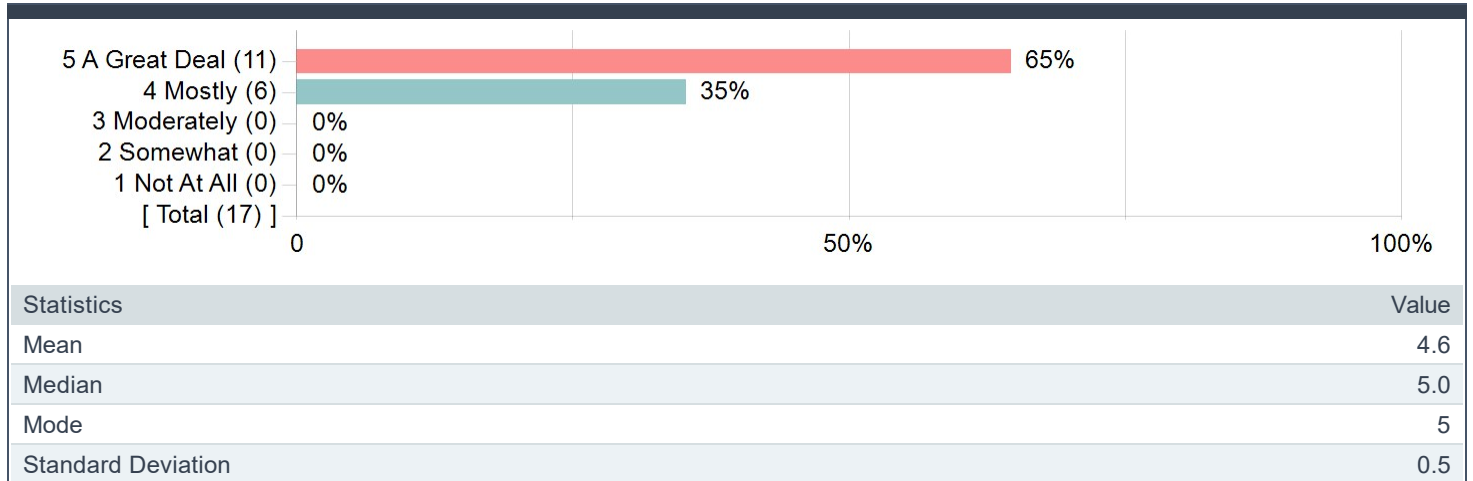


6. Overall, the quality of my learning experience in this course was....

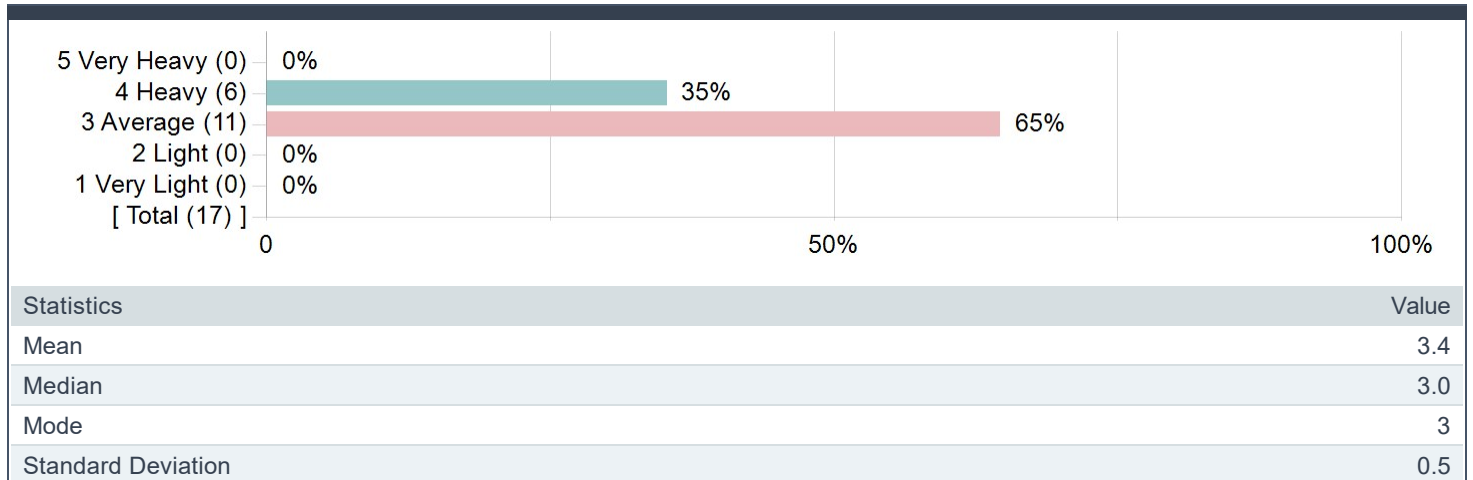


Part B. Divisional Items

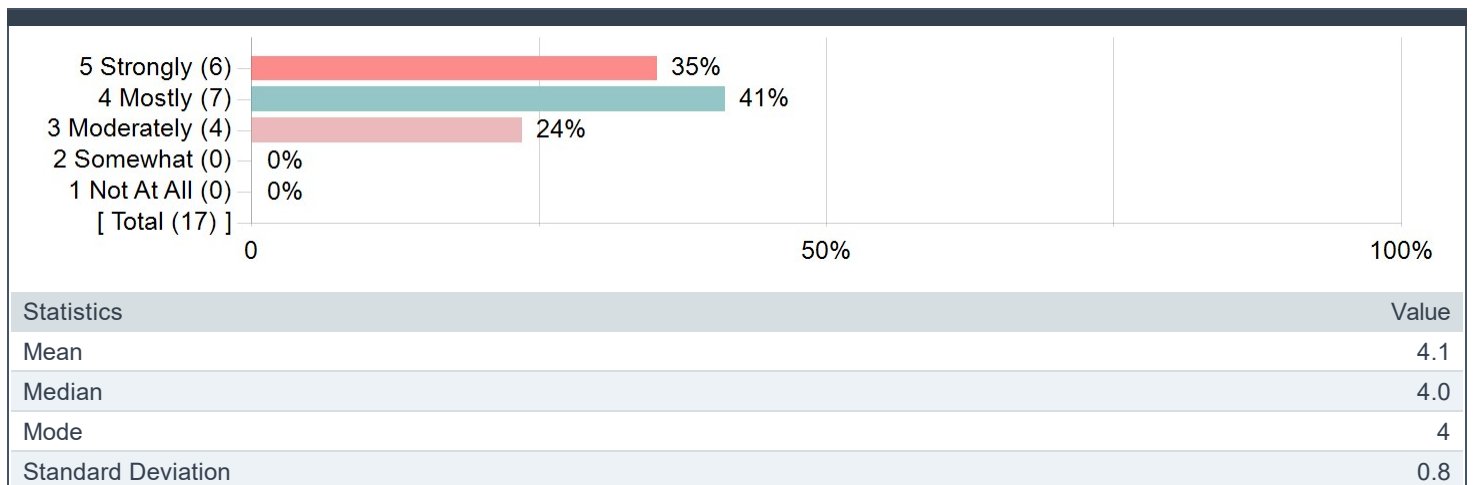
The instructor (**Guangbin Hong**) generated enthusiasm for learning in the course.



Compared to other courses, the workload for this course was...

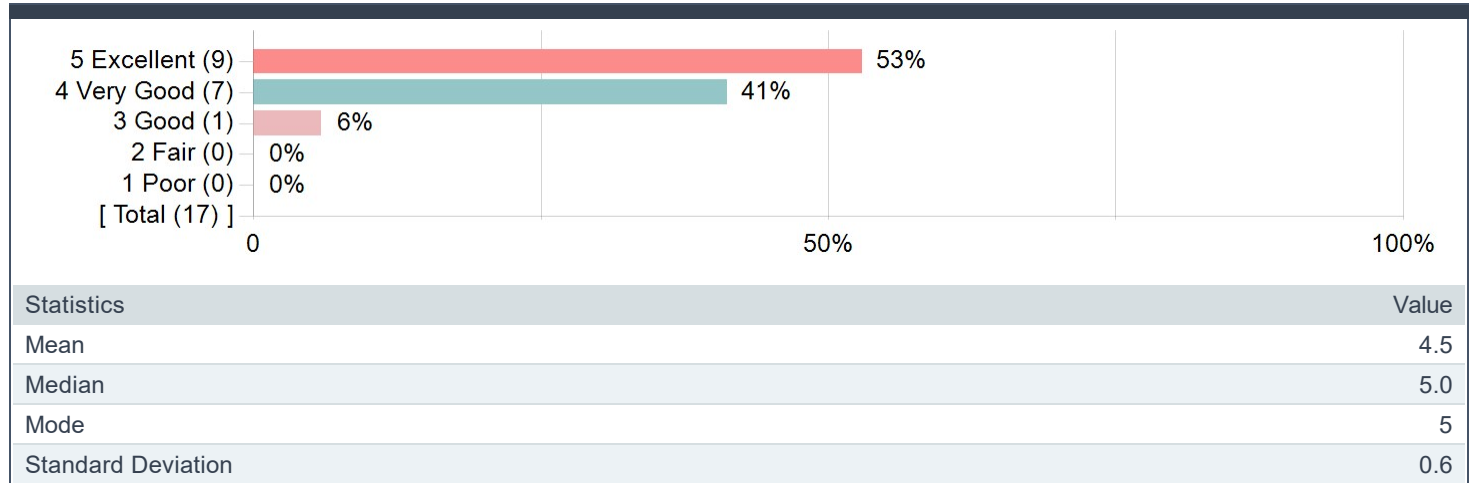


I would recommend this course to other students.



Part C. Departmental Items

Overall, the quality of instruction provided by (**Guangbin Hong**) in this course was:



Section 3. Comparative Data

This section provides overall means for given comparators (e.g., division, department) alongside the mean values for a given course. Note that the comparators are calculated by pooling together all individual student survey responses (e.g., student responses for all of the courses in a department are pooled together and the departmental mean responses calculated from that). The provided comparators are thus a measure of the 'average' student experience for a unit or division; they are not a measure of the 'average' course in a unit or division. This calculation has the effect of giving large courses more 'weight' in the calculation of the comparator means. The effect of this on the calculated comparator varies depending on the relative proportion of large or small courses within a unit or division. As such, the departmental and divisional comparative mean values provided on course evaluations should not be regarded as an absolute and definitive benchmark.

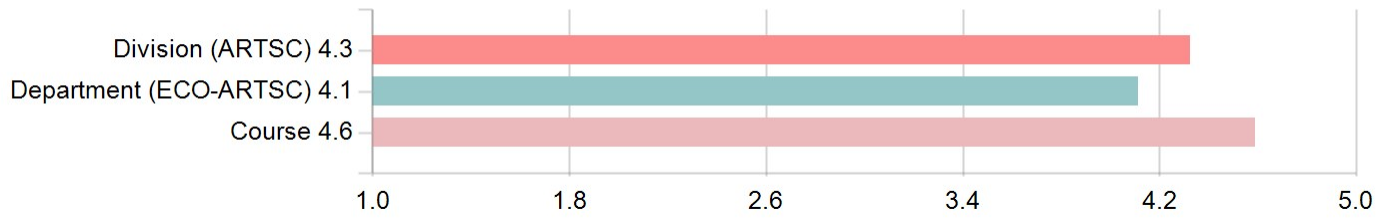
For example, if a department offered only two courses, one with 1000 students who all answered 3.5 and the other with 10 students who all answered 4.5 (so that the means would be 3.5 and 4.5 respectively), then the departmental mean provided on the course evaluations would be 3.51 since the calculation would be $[(3.5 \times 1000) + (4.5 \times 10)] / 1010 = 3.51$ and not $(3.5 + 4.5) / 2 = 4$.

Part A. Core Institutional Items

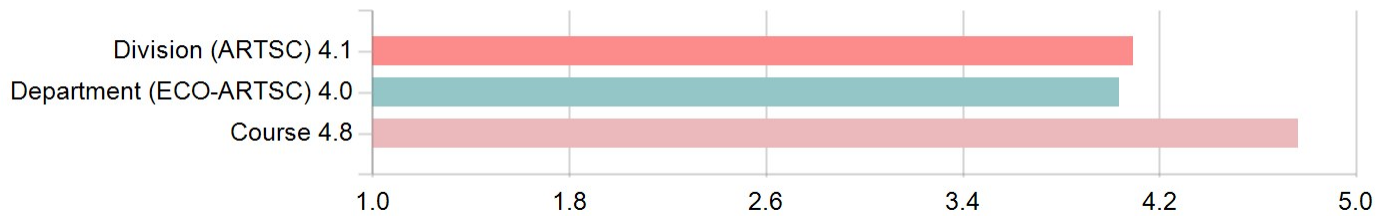
Scale: 1 - Not At All 2 - Somewhat 3 - Moderately 4 - Mostly 5 - A Great Deal



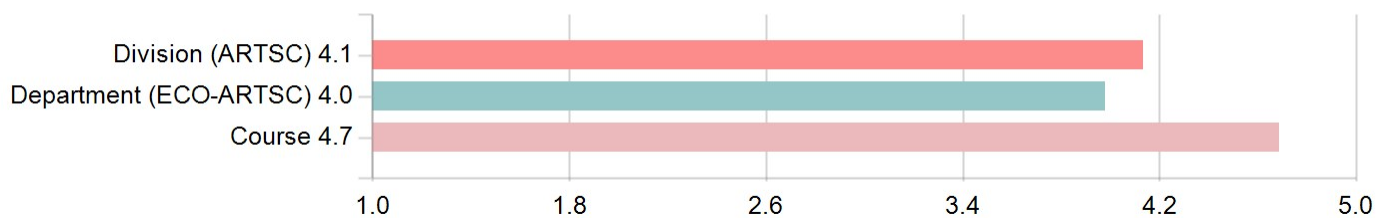
3. The instructor ([Guangbin Hong](#)) created an atmosphere that was conducive to my learning.



4. Course projects, assignments, tests, and/or exams improved my understanding of the course material.

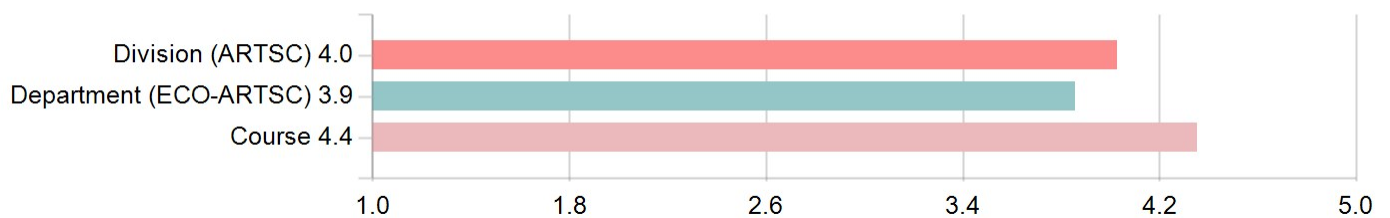


5. Course projects, assignments, tests and/or exams provided opportunity for me to demonstrate an understanding of the course material.



Scale: 1 - Poor 2 - Fair 3 - Good 4 - Very Good 5 - Excellent

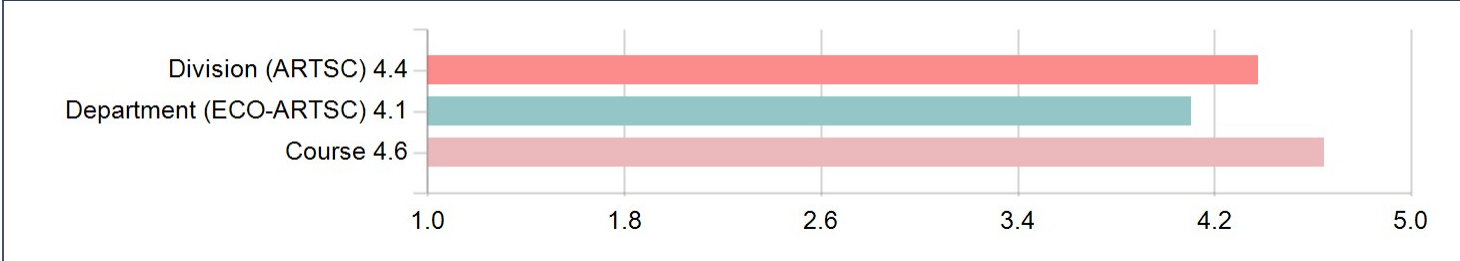
6. Overall, the quality of my learning experience in this course was:



Part B. Divisional Items

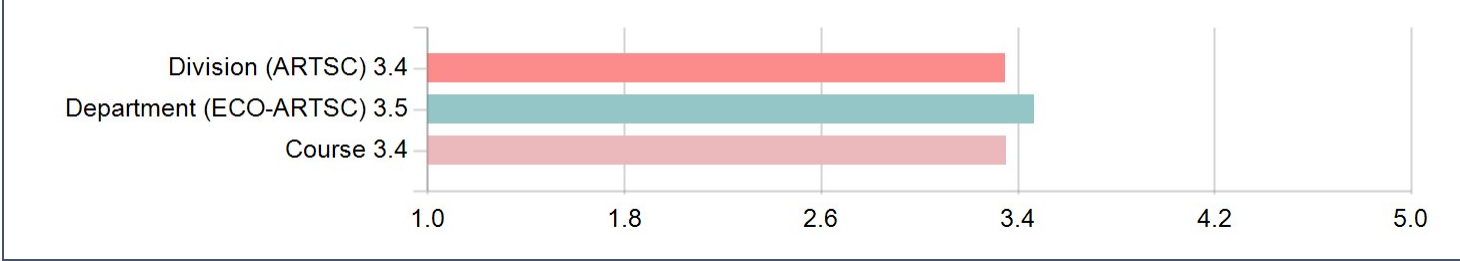
Scale: 1 - Not At All 2 - Somewhat 3 - Moderately 4 - Mostly 5 - A Great Deal

9. The instructor generated enthusiasm for learning in the course.



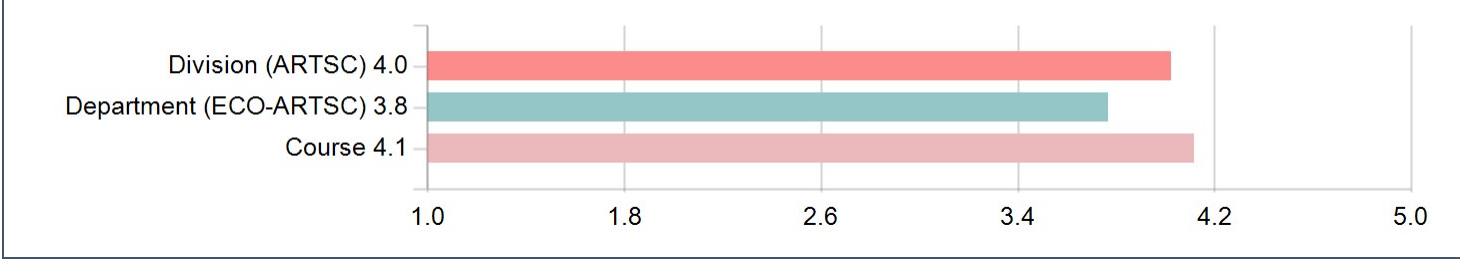
Scale: 1 - Very Light 2 - Light 3 - Average 4 - Heavy 5 - Very Heavy

10. Compared to other courses, the workload for this course was:



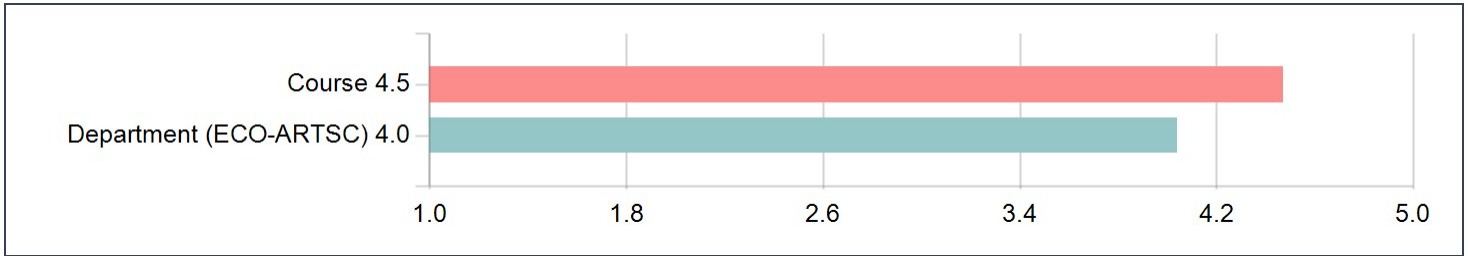
Scale: 1 - Not At All 2 - Somewhat 3 - Moderately 4 - Mostly 5 - Strongly

11. I would recommend this course to other students.



Part C: Departmental Items

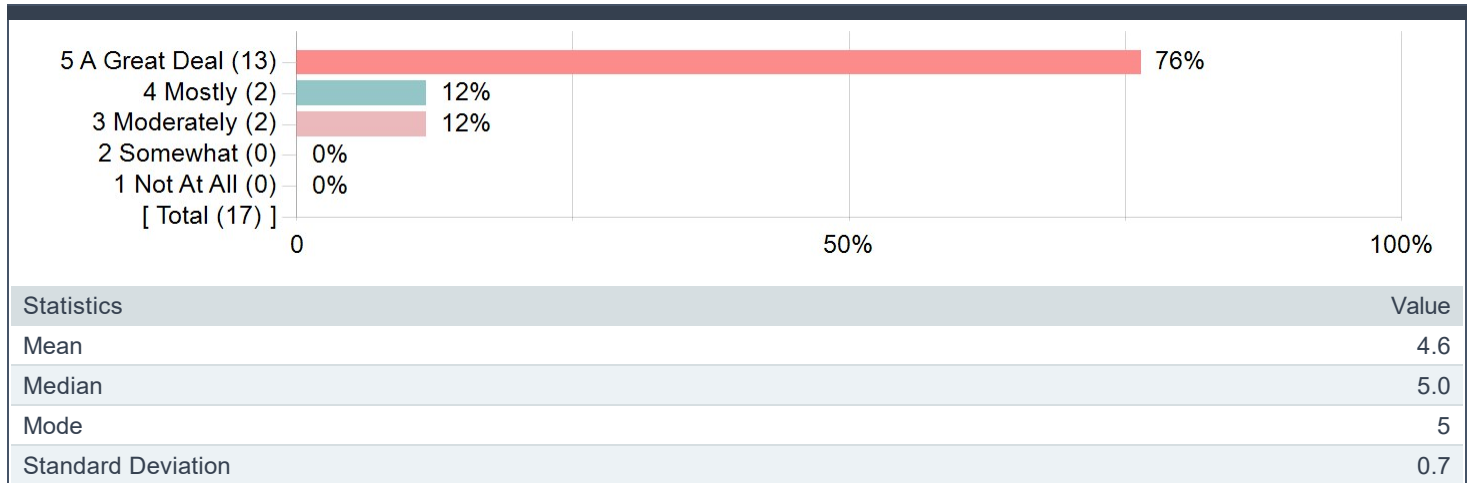
Overall, the quality of instruction provided by (Guangbin Hong) in this course was:



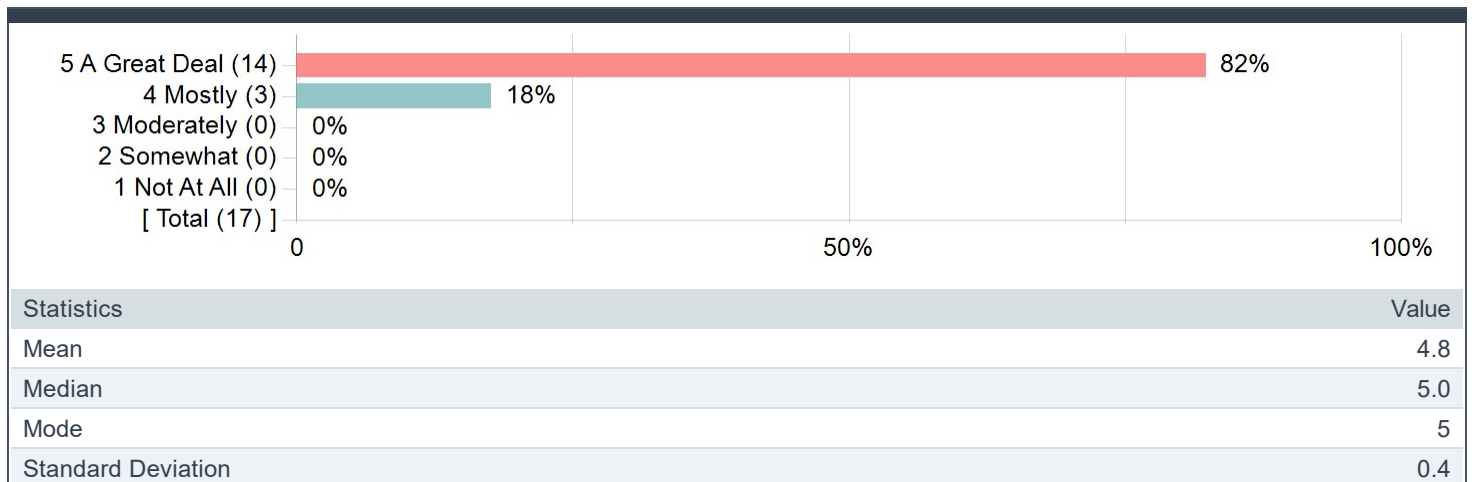
Section 4: Formative Data

These items are optional items which you selected from the item bank during the question personalization period. Note that the results from these items are only reported to you as they are primarily intended to function as personal formative feedback.

A-1. The course instructor ([Guangbin Hong](#)) encouraged interaction with students, either through office visits or email.



A-2. During the course, the course instructor ([Guangbin Hong](#)) was approachable when students sought guidance.



B-1. The instructor (Guangbin Hong)’s course outline, including information about tests, assignments, or projects, was clear.

