

Bayesian Inference of Linear Temporal Logic Specifications for Contrastive Explanations

Joseph Kim¹, Christian Muise², Ankit Shah¹, Shubham Agarwal² and Julie Shah¹

¹MIT Computer Science and Artificial Intelligence Laboratory

²MIT-IBM Watson AI Lab

{joseph_kim, ajshah, julie_a_shah}@csail.mit.edu, {christian.muise, shubham.agarwal}@ibm.com

Abstract

Temporal logics are useful for providing concise descriptions of system behavior, and have been successfully used as a language for goal definitions in task planning. Prior works on inferring temporal logic specifications have focused on “summarizing” the input dataset – i.e., finding specifications that are satisfied by all plan traces belonging to the given set. In this paper, we examine the problem of inferring specifications that describe temporal differences between two sets of plan traces. We formalize the concept of providing such *contrastive* explanations, then present BayesLTL – a Bayesian probabilistic model for inferring contrastive explanations as linear temporal logic (LTL) specifications. We demonstrate the robustness and scalability of our model for inferring accurate specifications from noisy data and across various benchmark planning domains.

1 Introduction

In this paper, we examine the problem of generating explanations for how two sets of plans differ in behavior. We focus on generating such *contrastive* explanations by discovering logical specifications that are satisfied (entailed) by one set of plans, but not the other. Prior works on plan explanations include those related to plan recognition for inferring latent goals through observations [Ramirez and Geffner, 2010; Sohrabi *et al.*, 2016], works on system diagnosis and excuse generation in order to explain plan failures [Göbelbecker *et al.*, 2010], and those focused on synthesizing “explicable” plans – i.e., plans that are self-explanatory with respect to a human’s mental model [Zhang *et al.*, 2017]. The aforementioned works, however, only involve the explanation or generation of a single plan; we instead focus on explaining differences between multiple plans, which can be helpful in various applications, such as the analysis of competing systems, classification of user-groups, and detection of anomalies.

A specification language should be used in order to achieve clear and effective plan explanations. Prior works have considered surface-level metrics such as plan costs and action (or causal link) similarity measures to describe plan differences

[Nguyen *et al.*, 2012; Borgo *et al.*, 2018]. In this work, we utilize *Linear Temporal Logic* (LTL) [Pnueli, 1977], which is an expressive language for capturing temporal relations across state variables. Planning is sequential, so temporal properties can offer greater expressivity and explanatory power for describing the high-level behavior of plans than static facts. We use plans’ individual satisfaction (or dissatisfaction) of LTL specifications in order to describe their differences.

LTL specifications have been widely used in both industrial systems and planning algorithms to compactly describe temporal behavior [Yang *et al.*, 2006]. Their declarative and compositional structure allows a straightforward translation to natural language, and inversely, LTL can be derived from natural language directives [Dzifcak *et al.*, 2009]. Experiments also suggest that LTL formulas serve as natural patterns when encoding high-level human strategies as planning constraints [Kim *et al.*, 2017].

Although a suite of LTL miners have been developed for software engineering and verification purposes [Yang *et al.*, 2006; Lemieux *et al.*, 2015; Shah *et al.*, 2018], they primarily focus on mining properties that summarize the overall behavior on a single set of traces. Recently, SAT-based methods have been introduced to construct a LTL specification that asserts contrast between two sets of traces [Neider and Gavran, 2018; Camacho and McIlraith, 2019]. These exact learning algorithms, however, are designed to output a single minimal-length formula, and are susceptible to failure when the input dataset contains imperfect traces. We examine a similar problem of mining contrastive explanations between two input sets, but adopt a probabilistic approach — we present BayesLTL, a Bayesian inference model that can quickly generate multiple explanations while demonstrating robustness to noisy input. This is important for real-world applications, where traces can contain noise not only from sensors and but from unintended user behavior (e.g., backtracking, misclicking on a page). BayesLTL permits scalability when searching in large hypothesis spaces and allows flexibility in incorporating various forms of prior knowledge and system designer preferences during search. We demonstrate the efficacy of our model for extracting multiple accurate explanations on noisy traces across various benchmark planning domains and for a simulated air combat mission.

2 Related Work

Plan explanations are becoming increasingly important as automated planners and humans collaborate. This first involves humans making sense of the planner’s output, where prior work has focused on developing user-friendly interfaces that provide graphical visualizations to describe the causal links and temporal relations of plan steps [Seegebarth *et al.*, 2012; Magnaguagno *et al.*, 2017]. These systems, however, require an expert for interpretation and do not provide a direct explanation as to *why* the planner made certain decisions to realize the outputted plan.

Automatic generation of explanations has been studied in *goal recognition* settings, where the objective is to infer the latent goal state that best explains the incomplete sequence of observations [Ramirez and Geffner, 2010; Sohrabi *et al.*, 2016]. Works on *explicable planning* emphasize the generation of plans that are deemed self-explanatory, defined in terms of optimizing plan costs for a human’s mental model of the world [Zhang *et al.*, 2017]. Mixed-initiative planners iteratively revise their plan generation based on user input (e.g. action modifications), indirectly promoting an understanding of differences across newly generated plans through continual user interaction [Borgo *et al.*, 2018]. All aforementioned works deal with explainability with respect to a single planning problem specification, whereas our model deals with explaining differences in specifications governing two distinct sets of plans given as input.

Works on *model reconciliation* focus on producing explanations for planning models (i.e. preconditions and effects), instead of the realized plans [Chakraborti *et al.*, 2017]. Explanations are specified in the form of model updates, iteratively bringing an incomplete model to a more complete model. The term, “contrastive explanation,” is used in these works to identify the relevant differences between the input pair of models. Our work is similar in spirit but focuses on producing a specification of differences in the constraints satisfied among the realized plans. Our approach only requires sets of observed plan traces as input rather than environment models.

While model updates are an important modality for providing plan explanations, there are certain limitations. We note that an optimal plan generated with respect to a complete environment/world model is not always explicable or self-explanatory. The space of optimal plans may be large, and the underlying preference or constraint that drives the generation of a particular plan may be difficult to pre-specify and incorporate within the planning model representation. We focus on explanations stemming directly from the realized plans themselves. Environment/world models (e.g. PDDL domain files) can be helpful in providing additional context, but are not necessary for our approach.

Our work leverages LTL as an explanation language. Temporal patterns can offer greater expressivity and explanatory power in describing *why* a set of plans occurred and *how* they differ, and may reveal hidden dynamics that cannot be captured by the use of surface-level metrics like plan costs or action similarities. LTL can represent temporally extended (i.e., non-Markovian) patterns like safety and reachability rules, and complex patterns across state variables.

Prior research into mining LTL specifications has focused on generating a “summary” explanation of the observed traces. Kasenberg and Scheutz [2017] explored mining globally persistent specifications from demonstrated action traces for a finite state Markov decision process. Lemieux *et al.* [2015] introduced Texada, a system for mining all possible instances of a given LTL template from an output log where each unique string is represented as a new proposition. Shah *et al.* [2018] proposed a template-based probabilistic model to infer task specifications given a set of demonstrations. However, all of these approaches focus on inferring a specification that all the observation traces satisfy.

For contrastive explanations, Neider and Gavran [2018] and Camacho and McIlraith [2019] presented SAT-based algorithms to infer a minimal-length LTL specification that delineates between the positive and negative sets of traces. Unlike existing LTL miners, these algorithms construct an arbitrary LTL specification without requiring predefined templates. However, they are designed to output only a single specification,¹ and can fail when the sets contain imperfect traces (i.e., if there exists no specification consistent with every single input trace.). We present a probabilistic model for the same problem and generate multiple contrastive explanations while offering robustness to noisy input.

Some works have proposed algorithms to infer contrastive explanations for continuous valued time-series data based on restricted signal temporal logic (STL) [Yoo and Belta, 2017; Kong *et al.*, 2017]. However, the continuous space semantics of STL and a restricted subset of temporal operators make the grammar unsuitable for use with planning domain problems. To the best of our knowledge, our proposed model is the first probabilistic model to infer contrastive explanations for sets of traces in domains defined by PDDL.

3 Preliminaries

3.1 Linear Temporal Logic

Linear Temporal Logic (LTL) provides an expressive grammar for describing temporal behavior [Pnueli, 1977]. An LTL specification φ is constructed from a set of propositions V , the standard Boolean operators, and a set of temporal operators. Its truth value is determined with respect to a trace, π , which is an infinite or finite sequence of truth assignments for all propositions in V . The notation $\pi, t \models \varphi$ indicates that φ holds at time t . The trace π satisfies φ (denoted by $\pi \models \varphi$) iff $\pi, 0 \models \varphi$. The minimal syntax for LTL can be described as follows:

$$\varphi ::= p \mid \neg\varphi_1 \mid \varphi_1 \vee \varphi_2 \mid \mathbf{X}\varphi_1 \mid \varphi_1 \mathbf{U}\varphi_2, \quad (1)$$

where p is a proposition, and φ_1 and φ_2 are valid LTL specifications.

\mathbf{X} reads as “next” where $\mathbf{X}\varphi$ evaluates as true at t if φ holds in the next time step $t + 1$. \mathbf{U} reads as “until” where $\varphi_1 \mathbf{U}\varphi_2$ evaluates as true at time step t if φ_1 is true at that time and going forward, until a time step is reached where φ_2

¹In order to generate multiple explanations, the prior methods would require further queries, which involves iterating on the whole original algorithm.

Template	n_T	Formula	Meaning
φ_{global}	1	$\mathbf{G}p_i$	p_i is true throughout the entire trace.
$\varphi_{\text{eventuality}}$	1	$\mathbf{F}p_i$	p_i eventually occurs (may later become false).
$\varphi_{\text{atmostonce}}$	1	$\mathbf{G}(p_i \rightarrow (p_i \mathbf{W} \mathbf{G} \neg p_i))$	Only one contiguous interval exists where p_i is true.
$\varphi_{\text{stability}}$	1	$\mathbf{F}\mathbf{G}p_i \wedge \mathbf{G}(p_i \rightarrow (p_i \mathbf{W} \mathbf{G} \neg p_i))$	p_i eventually occurs and stays true forever.
φ_{until}	2	$p_i \mathbf{U} p_j$	p_i has to be true until p_j eventually becomes true.
$\varphi_{\text{response}}$	2	$\mathbf{G}(p_i \rightarrow \mathbf{X}\mathbf{F}p_j)$	If p_i occurs, p_j eventually follows.
$\varphi_{\text{precedence}}$	2	$(p_j \wedge \neg p_i) \mathbf{R}(\neg p_i)$	If p_i occurs, p_j occurred in the past.

 Table 1: An example set of LTL templates. n_T corresponds to the number of free propositions for each template.

becomes true. In addition to the minimal syntax, we also use higher-order temporal operators: \mathbf{F} (eventually), \mathbf{G} (global), \mathbf{W} (weak until), and \mathbf{R} (release). $\mathbf{F}\varphi$ holds true at t if φ holds for some time step $\geq t$. $\mathbf{G}\varphi$ holds true at t if φ holds for all time steps $\geq t$. $\varphi_1 \mathbf{W} \varphi_2$ is equivalent to $\varphi_1 \mathbf{U}(\varphi_2 \vee \mathbf{G}\varphi_1)$, where it does not enforce φ_2 to occur. $\varphi_1 \mathbf{R} \varphi_2$ holds true at time step t if either there exists a time step $t_1 \geq t$ such that φ_2 holds true until t_1 where both φ_1 and φ_2 hold true simultaneously, or no such t_1 exists and φ_2 holds true for all time steps $\geq t$.

Interpretable sets of LTL templates have been defined and successfully integrated for a variety of software verification systems [Yang *et al.*, 2006]. Some of the widely used templates are shown in Table 1.

3.2 Contrastive Explanation

According to Elzein [2018], a contrastive explanation describes “why event A occurred as opposed to some alternative event B.” In our problem, events A and B represent two sets of plan traces. The form of *why* may be expressed in various ways [Lombrozo, 2006]; our choice is to define it according to the plans’ satisfaction of a constraint. Then, formally:

Definition 3.1. A contrastive explanation is a constraint φ that it is satisfied by one set of plan traces (positive set, π_A), but not by the other (negative set, π_B).

The constraint φ can be seen as a behavior classifier trying to separate the provided positive and negative traces. Its performance measure corresponds to standard classification accuracy, computed by counting the number of traces in π_A that satisfy φ and, conversely, the number of traces in π_B where φ is unsatisfied. Formally, accuracy of φ is:

$$\frac{|\{\pi : \pi \models \varphi, \pi \in \pi_A\}| + |\{\pi : \pi \not\models \varphi, \pi \in \pi_B\}|}{|\pi_A| + |\pi_B|} \quad (2)$$

Accuracy is 1 for a perfect contrastive explanation, and approaches zero if both sets contains no valid trace with respect to φ (i.e., all traces in π_A dissatisfy φ and all traces in π_B satisfy φ).

4 Problem Statement and Approach

The input to the problem is a pair of sets of traces (π_A, π_B). Each $\pi_i \in \pi$ is a trace on the set of propositions \mathbf{V} (we refer to \mathbf{V} as the vocabulary). The output is a set of specifications, $\{\varphi\}$, where each φ achieves perfect or near-perfect contrastive explanation. We use LTL specifications for the

choice of φ and utilize a set of interpretable LTL templates that are widely used in the development of software systems, such as those shown in Table 1.

4.1 Hypothesis Space

Our hypothesis space is restricted to a finite set of LTL templates. Once a LTL template T is selected, it is instantiated with a selection of n_T propositions denoted by $\mathbf{p} \in \mathbf{V}^{n_T}$. The candidate formula φ is then composed as a conjunction of multiple instantiations of a template T based on a set of selections $\{\mathbf{p}\} \subseteq \mathbf{V}^{n_T}$. For example, an instantiation of $T = \text{“global”}$ with $\mathbf{p} = [\textit{apple}]$ is written as $\mathbf{G}(\textit{apple})$. If the selected subset of propositions is $\{\mathbf{p}\} = \{[\textit{apple}], [\textit{banana}], [\textit{carrot}]\}$, then $\varphi = \mathbf{G}(\textit{apple}) \wedge \mathbf{G}(\textit{banana}) \wedge \mathbf{G}(\textit{carrot})$, asserting the global condition for all three propositions. Conjunctions can provide powerful semantics with the ability to capture a notion of quantification. Formally, our LTL specification is written as follows:

$$\varphi_T = \bigwedge_{\mathbf{p} \in \{\mathbf{p}\}} T(\mathbf{p}), \quad (3)$$

Note that the number of free propositions, n_T , varies per LTL template. The number of possible specifications for a given LTL template T is $2^{|\mathbf{V}|^{n_T}}$. Instead of extracting specifications narrowed down to a single template query, our hypothesis space Φ is set to include a number of predefined templates, T_1, T_2, \dots, T_k . With k representing the number of possible templates, the full hypothesis space of Φ grows with $\mathcal{O}(k \cdot 2^{|\mathbf{V}|^{n_T}})$. Employing brute force enumeration to find $\{\varphi\}$ that achieves the contrastive explanation criterion rapidly becomes intractable with increasing vocabulary size.

The graphical model shown in Figure 1 visually depicts the production rules of our hypothesis space. Note that we could have expressed the rules as a context-free grammar, but due to constraints such as the sharing of templates across conjuncts, it would have not resulted in a compact representation.

4.2 Bayesian Inference

We model specification learning as a Bayesian inference problem, building on the fundamental Bayes theorem:

$$P(\varphi | \mathbf{X}) = \frac{P(\varphi)P(\mathbf{X} | \varphi)}{\sum_{\varphi \in \Phi} P(\varphi)P(\mathbf{X} | \varphi)} \quad (4)$$

Our goal is to infer $\varphi^* = \operatorname{argmax}_{\Phi} P(\varphi | \mathbf{X})$. $P(\varphi)$ represents the prior distribution over the hypothesis space, and $P(\mathbf{X} | \varphi)$ is the likelihood of observing the evidence $\mathbf{X} =$

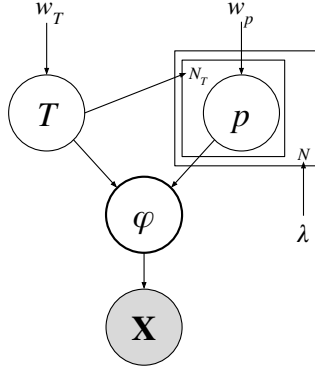


Figure 1: A graphical model of BayesLTL. φ represents the latent LTL specification that we seek to infer given the evidence \mathbf{X} (in our case, the positive and negative sets of traces).

(π_A, π_B) given φ . We adopt a probabilistic generative modeling approach that has been used extensively in topic modeling [Blei *et al.*, 2003]. Below, we describe each component of our generative model, depicted in Figure 1.

Prior Function

Our prior function serves as a preference module for the system designer. φ is generated by choosing a LTL template, T , the number of conjunctions, N , and then the proposition instantiations, \mathbf{p} for each conjunct. The generative process for each of those components is as follows:

$$T \sim \text{Categorical}(w_T) \quad (5)$$

$$N \sim \text{Geometric}(\lambda) \quad (6)$$

$$p \sim \text{Categorical}(w_p) \quad (7)$$

T is generated with respect to a categorical distribution with weights $w_T \in \mathbb{R}^k$ over the k possible LTL templates. w_T is a hyperparameter that the designer can set to assert preferences for mining certain types of templates over others (e.g., preferring templates with “global” operators than “until” operators).

The number of conjunctions, $N = |\{\mathbf{p}\}|$, is generated using a geometric distribution with a decay rate of λ . Thus, the probability of φ is reduced by λ for each addition of a conjunct, incentivizing low-complexity specifications defined in terms of having a fewer number of conjunctions (which also implies fewer total propositions). This promotes conciseness and prevents over-fitting to the input traces (i.e., to avoid restating the input as a long, convoluted LTL formula).

Similar to the method used for template selection, we use a separate categorical distribution for selecting propositions \mathbf{p} for each conjunct in φ . Propositions are generated with respect to the probability weights, $w_p \in \mathbb{R}^{|\mathbf{V}|}$, defined for all p in \mathbf{V} . The designer can likewise control w_p to favor specifications instantiated with certain types of propositions over others. w_p may be interpreted as the level of saliency of propositions for an application. (For example, propositions that are landmarks for planning problems [Hoffmann *et al.*, 2004], or a part of the causal links set [Velo and Blythe, 1994], may be deemed more important to express in plan explanations than other auxiliary state variables.) Several forms

of variable importance, corresponding to the saliency of that importance in an explanation, may be applied to set w_p . This opens the door to hypothesizing which propositions are most salient for a given domain, and generating explanations restricted to those propositions exclusively.

The full prior function, $P(\varphi)$, is evaluated as follows:

$$P(\varphi) = P(T)P(N)P(\{\mathbf{p}\}) \quad (8)$$

The derivation follows from the definition that $T, N, \{\mathbf{p}\}$ completely describe φ (i.e. $P(\varphi | T, N, \{\mathbf{p}\}) = 1$), and the assumption that the three probability distributions are independent of each other. $P(T)$ and $P(N)$ are calculated using categorical and geometric distributions outlined in Equations 5 and 6, respectively. $P(\{\mathbf{p}\})$ denotes the probability of the full set of proposition instantiations (over all conjuncts); it is calculated by the average categorical weight, w_p , over all propositions. Formally:

$$P(\{\mathbf{p}\}) = \frac{\sum_{\mathbf{p} \in \{\mathbf{p}\}} \sum_{p \in \mathbf{p}} w_p}{N|\mathbf{p}|} \quad (9)$$

For example, with $\{\mathbf{p}\} = \{[a, b], [a, c], [b, c]\}$, and $w_a = 5/10, w_b = 4/10, w_c = 1/10, P(\{\mathbf{p}\}) = \frac{20/10}{6} = 1/3$.

Likelihood Function

Our likelihood function is responsible for asserting contrast between the two input sets. $P(\mathbf{X} | \varphi)$ is the probability of observing the input sets of traces in the satisfying set π_A and the non-satisfying set π_B given the contrastive specification. The traces in π_A and π_B are generated by different solutions to the planning problem that satisfy the problem specification. As the problem specification is the only input needed to generate a set of plans, we assume that the individual traces are conditionally independent of each other, given the planning problem specification. With the conditional independence assumption, the likelihood can then be factored as follows:

$$P(\mathbf{X} | \varphi) = \prod_{i=1}^{|\pi_A|} P(\pi_i | \varphi) \prod_{j=1}^{|\pi_B|} P(\pi_j | \varphi) \quad (10)$$

LTL satisfaction checks are conducted over all traces belonging to sets π_A and π_B ; $P(\pi_i | \varphi)$ is set equal to $1 - \alpha$ if $\pi_i \models \varphi$, and α otherwise. Conversely, $P(\pi_j | \varphi)$ is set equal to $1 - \beta$ if $\pi_j \not\models \varphi$, and β otherwise. α and β permit non-zero probability to traces not adhering to the contrastive explanation criterion, thereby providing robustness to noisy traces and outliers. α and β may be set to different values to reflect the relative importance of the positive and negative sets.

In order to perform LTL satisfaction checks on a trace, we follow the method developed by Lemieux *et al.* [2015], in which φ is represented as a tree and each temporal operator is recursively evaluated according to its semantics. Since subtrees of two different φ may be identical, we memoize and re-use evaluation results to significantly speed up LTL satisfaction checks. We follow the semantics of LTL interpreted over finite traces [De Giacomo and Vardi, 2013].

Proposal Function

Exact inference methods to find maximum a posterior (MAP) estimates, $\{\varphi^*\}$, are intractable. Thus we implement a Markov Chain Monte Carlo method, specifically the Metropolis-Hasting (MH) algorithm [Chib and Greenberg, 1995], to iteratively draw samples whose collection approximates the true posterior distribution. MH sampling requires a user-defined proposal function $F(\varphi'|\varphi)$ that samples a new candidate φ' given the current φ . Our F behaves similar to an ϵ -greedy search, utilizing a drift kernel (i.e. a random walk) with a probability of $1 - \epsilon$ or sampling from the prior distribution (i.e. a restart) with a probability of ϵ . The drift kernel operates by performing one of the following moves on the current candidate LTL φ :

- Remain within the current template T , *add* a new conjunct, and instantiate that conjunct with a randomly sampled \mathbf{p} that is currently not in φ . The probability associated with this move, Q_{add} , is equal to $1/(|\mathbf{V}^{n_T}| - N)$.
- Remain within the current template T and randomly *remove* one of the existing conjuncts. The probability associated with this move, Q_{remove} , is equal to $1/N$.

The selection between these two moves is conducted uniformly, though there is no issue with allowing the designer to weight one more likely than the other. Note that the drift kernel perturbs φ , but stays within the current template. φ transitions to a new template (probabilistically) when choosing to sample from the prior distribution, which has support over the full hypothesis space.

The probability distribution associated with F , denoted by $Q(\varphi'|\varphi)$, is then outlined as follows:

$$\begin{cases} (1 - \epsilon) \cdot 0.5 \cdot Q_{add}(\varphi'|\varphi) & , \text{ drift (add move)} \\ (1 - \epsilon) \cdot 0.5 \cdot Q_{remove}(\varphi'|\varphi) & , \text{ drift (remove move)} \\ \epsilon \cdot P(\varphi') & , \text{ sample prior function} \end{cases}$$

Our proposal function F fulfills the ergodicity condition of the Markov process (the transition from any φ to φ' is aperiodic and occurs within a finite number of steps), thus asymptotically guarantees the sampling process from the true posterior distribution.

A new sample φ' is accepted at every MH iteration with the following probability:

$$\min \left(1, \frac{P(\varphi')P(\mathbf{X}|\varphi')Q(\varphi|\varphi')}{P(\varphi)P(\mathbf{X}|\varphi)Q(\varphi'|\varphi)} \right), \quad (11)$$

The set of accepted samples approximates the true posterior, and the MAP estimates (the output $\{\varphi^*\}$) are determined from the relative frequencies of accepted samples.

Model Summary

Overall, the inductive biases of BayesLTL include 1) a bias towards having simpler explanations, 2) designer-controlled biases towards mining preferred templates and propositions, and 3) a search bias towards considering candidate specifications that are syntactically similar to the incumbent sample. These biases are all incorporated and jointly factored in a single Bayesian inference model.

5 Evaluations

5.1 Derivation of Evaluation Dataset

We evaluated the effectiveness of BayesLTL for inferring contrastive explanations from sets of traces generated from International Planning Competition (IPC) planning domains [Long and Fox, 2003]. The plan traces in π_A were generated by first injecting the ground truth φ_{ground} into the original PDDL domain/problem files, enforcing valid plans on the modified domain/problem files to satisfy φ_{ground} . The LTL injection to create modified files was performed using the `ltd-fond2fond` tool [Camacho *et al.*, 2017]. Second, a state-of-the-art top-k planner [Katz *et al.*, 2018] was used to produce a set of distinct, valid plans and their accompanying state execution traces. (An alternative would have been to use a diverse planner [Nguyen *et al.*, 2012], but the existing ones did not support the required expressivity of conditional effects in the modified planning files.)

Similarly, the above steps were repeated to generate execution traces for π_B , wherein the negation of the ground truth specification, $\neg\varphi_{ground}$, was injected to the planning files, and then a set of traces was collected. Such a setup guarantees the existence of contrastive explanation solutions on (π_A, π_B) , which includes (but is not limited to) φ_{ground} . We collected twenty traces for each set.

We evaluated our model using six different IPC benchmark domains, containing problems related to mission planning, vehicle routing, and resource allocation. For each of these domains, we tested three different problem instances of increasing vocabulary size, and on twenty randomly generated φ_{ground} specifications for each problem instance.

5.2 Experiment Details

For each test case, φ_{ground} was randomly generated using one of the seven LTL templates listed in Table 1; thus the hypothesis space Φ was set to include all possible specifications over the predefined templates. The categorical distribution weights, w_T and w_p , were set to be uniform. Other hyperparameters were set as follows: $\alpha = \beta = 0.01$, to put equal importance of positive and negative sets, $\lambda = 0.7$ to penalize φ for every additional conjunct, and $\epsilon = 0.2$ to apply ϵ -greedy search in the the proposal function. We ran the MH sampler with $num_{MH} = 2,000$ iterations with the first 300 used as a burn-in period. Our experimental results were found to be robust to the various settings of these hyperparameters (evaluated by a grid search).

5.3 Model Comparisons

We evaluated BayesLTL against the SAT-based miner² developed by Neider and Gavran [2018], the state-of-the-art for extracting contrastive LTL specifications. We also evaluated our model against brute force enumeration, a common approach employed by existing LTL miners for summarization [Yang *et al.*, 2006; Lemieux *et al.*, 2015]. Because enumerating through full space of Φ would result in a time out, we tested *delimited* enumeration with only a random subset of brute force samples. This baseline selects a random subset

²<https://github.com/gergia/samples2LTL> (commit: 69f692a).

Domain	V	BayesLTL		Enumeration		Neider & Gavran	
		M	Acc	M	Acc	M	TimeOut
blocks-world	16	3.1	0.97	0.9	0.96	1	10 / 20
	25	8.1	1.00	0.8	0.95	1	10 / 20
	55	30.2	0.99	0.7	0.83	0	20 / 20
storage	11	4.4	0.94	1.7	0.97	1	16 / 20
	20	11.5	0.97	1.0	0.94	1	14 / 20
	42	31.5	0.98	0.9	0.93	1	11 / 20
satellite	17	22.3	1.00	3.7	0.97	1	6 / 20
	37	28.0	0.98	0.9	0.85	1	8 / 20
	50	84.6	0.97	1.0	0.94	1	8 / 20
zeno-travel	18	3.7	0.99	2.1	0.99	1	8 / 20
	22	21.0	1.00	1.7	0.99	1	8 / 20
	40	78.6	0.99	1.5	0.99	1	3 / 20
TPP	14	7.5	1.00	1.1	0.95	0	20 / 20
	18	9.7	1.00	0.8	0.95	0	20 / 20
	36	114.5	0.99	2.3	0.96	1	14 / 20
rovers	20	24.5	1.00	2.3	0.99	1	5 / 20
	22	28.3	1.00	2.3	0.99	1	10 / 20
	28	18.6	0.98	1.0	0.97	1	11 / 20

Table 2: Inference results on extracting contrastive explanations across different approaches. Each row reports the averages across twenty φ_{ground} test cases. M denotes the number of unique contrastive explanations, and Acc reports their average accuracy.

of size num_{brute} from Φ . Then, a function proportional to the posterior distribution (numerator in Equation 4) is evaluated for each of the samples to determine $\{\varphi^*\}$. num_{brute} was set equal to num_{MH} to enable a fair baseline in terms of having the same amount of allotted computation. All experiments were conducted on Debian machines with Intel Xeon E3-1200 CPUs at 1.8 GHz using up to 4 GB of RAM.

6 Results and Discussion

Table 2 shows the inference results on the tested domains and on problem instances of varying complexity. For evaluation metrics, we measured $M = |\{\varphi^*\}|$, the number of unique contrastive explanations extracted by the different approaches, along with the explanations’ accuracy.

High M and high accuracy across all domain-problem combinations demonstrate how our probabilistic model was able to generate multiple, near-perfect contrastive explanations. The solution set $\{\varphi^*\}$ almost always included φ_{ground} . Our model outperformed the baseline and the state-of-the-art miner by producing more contrastive explanations within an allotted amount of computation / runtime.

The runtime for our model and the delimited enumeration baseline with 2,000 samples ranged between 1.2 – 4.7 seconds (increase in $|V|$ only had marginal effect on the runtime). The SAT-based miner by Neider and Gavran often failed to generate a solution within a five minute cutoff (see the number of its timeout cases in the last column of Table 2). The prior work is designed to output a single φ^* , which frequently took on a form of Fp_i . It did not scale well to problems that required more complex φ as solutions. This is because increasing the “depth” of φ (the number of temporal /

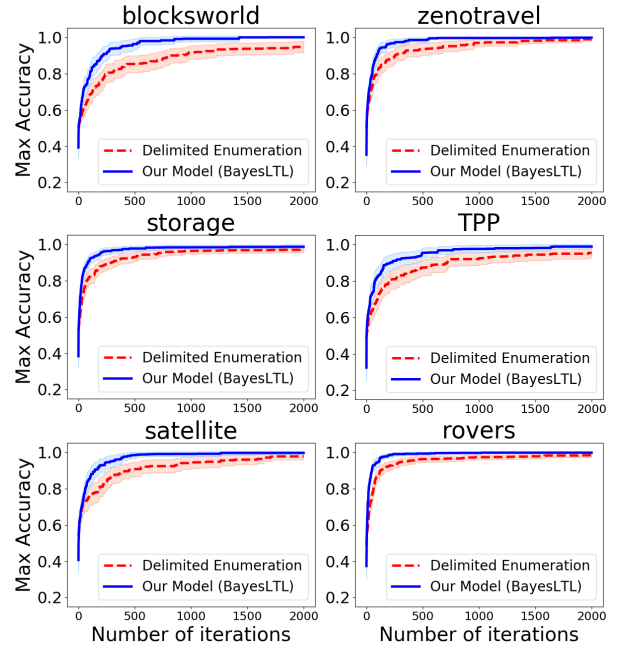


Figure 2: The max accuracy of $\{\varphi^*\}$ with respect to the number of sampling iterations. The comparison is shown for both the MH sampler and the delimited enumeration baseline. Each domain subplot shows the averages all three problem instances and all twenty φ_{ground} test cases. 95% confidence intervals are displayed.

Boolean operators and propositions) exponentially increased the size of the compiled SAT problem. In our experiments, the prior work often timed out for problems requiring solutions with depth ≥ 4 (note that Fp_i has a depth of 2).

Figure 2 compares the search efficiency between our model and the delimited enumeration baseline. By employing more informed search with the MH sampler, BayesLTL discovered contrastive explanations with high accuracy with much fewer iterations and lower variance than compared to the baseline. The trend was consistent across all test domains.

Robustness to Noisy Input

In order to test robustness, we perturbed the input \mathbf{X} by randomly swapping traces between π_A and π_B . For example, a noise rate of 0.2 would swap 20% of the traces, where the accuracy of φ_{ground} on the perturbed data, $\tilde{\mathbf{X}} = (\tilde{\pi}_A, \tilde{\pi}_B)$, would evaluate to 0.8 (note that it may be possible to discover other φ that achieve better accuracy on $\tilde{\mathbf{X}}$). The MAP estimates inferred from $\tilde{\mathbf{X}}$, $\{\tilde{\varphi}^*\}$, were evaluated on the original input \mathbf{X} to assess any loss of ability to provide contrast.

Figure 3 shows the average accuracy of $\{\tilde{\varphi}^*\}$, evaluated on both $\tilde{\mathbf{X}}$ and \mathbf{X} , across varying noise rate. Even at a moderate noise rate of 0.25, the inferred $\tilde{\varphi}^*$ s were able to maintain an average accuracy greater than 0.9 on \mathbf{X} . Such a threshold is promising for real-world applications. The robustness did start to sharply decline as noise rate increased past 0.4. For all test cases, the Neider and Gavran miner failed to generate a solution for anything with a noise rate ≥ 0.1 .

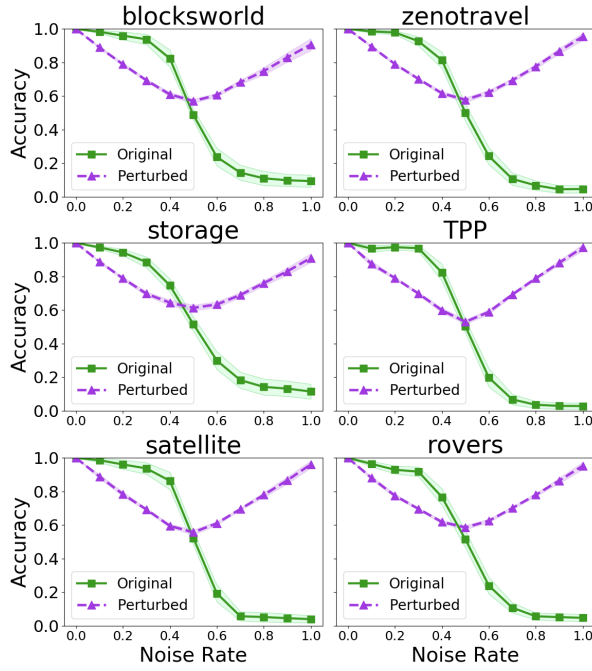


Figure 3: The accuracy of $\widehat{\varphi}^*$ with respect to increasing noise rate. $\widehat{\varphi}^*$ is inferred from the perturbed, noisy data and then is evaluated (generalized) on the original input X . Each domain subplot shows the averages across all three problem instances and all twenty φ_{ground} test cases. 95% confidence intervals are displayed.

Solution Space of Contrastive Explanations

Large values of M can indicate how there are often various ways to express how plan traces differ using the LTL semantics. Some LTL specifications are logically dependent. For example, the global template subsumes both the stability and the eventuality template. LTL specifications may also be related through substitutions of propositions. For example, on problems where holding a block is a prerequisite to placing it onto a table, $\varphi_1 = \mathbf{F}(\text{holding}_A) \wedge \mathbf{F}(\text{holding}_B)$ will be satisfied in concert with the satisfaction of $\varphi_2 = \mathbf{F}(\text{ontable}_A) \wedge \mathbf{F}(\text{ontable}_B)$. For contrastive explanation, however, one needs to be mindful of both positive and negative sides of satisfaction which affect accuracy. Relations like template subsumptions or precondition / effect pairs should not be simply favored without understanding that the converse may not hold and may result in worse accuracy.

Evaluation of LTL is trace-dependent, which depends on the domain and the problem directly. Thus, defining the metric space between two arbitrary LTL specifications is non-trivial. If such a metric space can be defined however (future work), it may be integrated as part of our MH proposal function $F(\varphi'|\varphi)$ to sample new contrastive φ more efficiently.

For a contrastive φ , it is possible to create a new contrastive φ' that includes stationary propositions or tautologies specific to the problem. For example, if $\varphi_1 = \mathbf{F}(\text{holding}_A) \wedge \mathbf{F}(\text{holding}_B)$ is a contrastive explanation, so is $\varphi_3 = \mathbf{F}(\text{holding}_A) \wedge \mathbf{F}(\text{holding}_B) \wedge \mathbf{F}(\text{earth_is_round})$. Our posterior distribution assigns a lower probability to φ_3 than φ_1 based on the decay rate on the number of conjunctions.

Also, tautologies by themselves cannot be contrastive explanations, because they can never be dissatisfied. Our model appropriately excluded such vacuous explanations.

Table 2 shows how M generally increased as $|V|$ increased. Our premise is that multiple explanations can help in acquiring a diverse set of temporal relations, which together captures the overall behavior of a system. It permits flexibility for the human supervisor, who can flush out specifications that are deemed more or less interesting (based on personal preference or domain-specific constraints unknown a priori). However, this also opens up an interesting research direction for determining a minimal set of $\{\varphi\}$ automatically. We reiterate how quantifying the distance or a notion of orthogonality between LTL formulas is an open research problem.

Evaluation on a Real-world Inspired Domain

We applied our inference model on a large force exercise (LFE) domain, which simulate air-combat games used to train pilots. Through the use of Joint Semi-Automated Forces environment [Anastasiou, 2006], realistic aircraft behavior and their state execution traces were collected for the mission objective of “gain and maintain air superiority.” A total of 24 instances (i.e. traces) of LFEs were separated into positive and negative sets by a subject matter expert. The detail of the input was as follows: $|\pi_A|=16$, $|\pi_B|=8$, $|V|=15$, and the average length of traces involved 11 time steps.

Within a second (2,000 samples), our model generated ten unique contrastive explanations, all with accuracy of 0.96. $\varphi_1^* = \mathbf{G}(\text{attrition} < 0.25) \wedge \mathbf{G}(\text{striker not shot})$ represented how friendly attrition rate should be always less than 25% and that the striker aircraft should never be shot upon. $\varphi_2^* = (\text{attrition} < 0.25) \mathbf{U}(\text{weapon release})$ asserted how friendly attrition rate has to be less than 25% before releasing the weapon. The model also inferred some rules of the environment, for example, asserting that propositions $(\text{attrition} < 0.75)$ and $(\text{attrition} < 0.50)$ precede $(\text{attrition} < 0.25)$ (which makes sense because attrition can only increase throughout the mission). After discussion with the expert, we discovered that the model could not generate the perfect contrastive φ_{ground} , because it required having multiple conjuncts that incorporate different LTL templates (which is not part of our defined hypothesis space). Nevertheless, the generated explanations were consistent with the expert’s interpretation of achieving the mission objective of air superiority.

7 Conclusion

We have presented BayesLTL, a probabilistic Bayesian model to infer contrastive LTL specifications describing how two sets of plan traces differ. Our model generates multiple contrastive explanations more efficiently than the state-of-the-art and demonstrates robustness to noisy input. It also provides a principled approach to incorporate various forms of prior knowledge or preferences during search. It can serve as a strong foundation that can be naturally extended to multiple input sets by repeating the algorithm for all pairwise comparisons. Interesting avenues for future work include gauging the saliency of propositions, as well as deriving a minimal set of contrastive explanations.

References

- [Anastasiou, 2006] Alexander B Anastasiou. Modeling urban warfare: Joint semi-automated forces in urban resolve. Technical report, Air Force Inst. of Tech, 2006.
- [Blei *et al.*, 2003] David M Blei, Andrew Y Ng, and Michael I Jordan. Latent dirichlet allocation. *JMLR*, 3:993–1022, 2003.
- [Borgo *et al.*, 2018] Rita Borgo, Michael Cashmore, and Daniele Magazzeni. Towards providing explanations for AI planner decisions. *IJCAI Workshop on XAI*, 2018.
- [Camacho and McIlraith, 2019] Alberto Camacho and Sheila A. McIlraith. Learning interpretable models expressed in linear temporal logic. In *ICAPS*, 2019.
- [Camacho *et al.*, 2017] Alberto Camacho, Eleni Triantafyllou, Christian J. Muise, Jorge A. Baier, and Sheila A. McIlraith. Non-deterministic planning with temporally extended goals: LTL over finite and infinite traces. In *AAAI*, pages 3716–3724, 2017.
- [Chakraborti *et al.*, 2017] Tathagata Chakraborti, Sarath Sreedharan, Yu Zhang, and Subbarao Kambhampati. Plan explanations as model reconciliation: Moving beyond explanation as soliloquy. In *IJCAI*, page 156–163, 2017.
- [Chib and Greenberg, 1995] Siddhartha Chib and Edward Greenberg. Understanding the metropolis-hastings algorithm. *The American Statistician*, 49(4):327–335, 1995.
- [De Giacomo and Vardi, 2013] Giuseppe De Giacomo and Moshe Y Vardi. Linear temporal logic and linear dynamic logic on finite traces. In *IJCAI*, 2013.
- [Dzifcak *et al.*, 2009] Juraj Dzifcak, Matthias Scheutz, Chitta Baral, and Paul Schermerhorn. What to do and how to do it: Translating natural language directives into temporal and dynamic logic representation for goal management and action execution. In *ICRA*, 2009.
- [Elzein, 2018] Nadine Elzein. The demand for contrastive explanations. *Philosophical Studies*, pages 1–15, 2018.
- [Göbelbecker *et al.*, 2010] Moritz Göbelbecker, Thomas Keller, Patrick Eyerich, Michael Brenner, and Bernhard Nebel. Coming up with good excuses: What to do when no plan can be found. In *ICAPS*, 2010.
- [Hoffmann *et al.*, 2004] Jörg Hoffmann, Julie Porteous, and Laura Sebastia. Ordered landmarks in planning. *JAIR*, 22:215–278, 2004.
- [Kasenberg and Scheutz, 2017] Daniel Kasenberg and Matthias Scheutz. Interpretable apprenticeship learning with temporal logic specifications. In *CDC*, 2017.
- [Katz *et al.*, 2018] Michael Katz, Shirin Sohrabi, Octavian Udrea, and Dominik Winterer. A novel iterative approach to top-k planning. In *ICAPS*, 2018.
- [Kim *et al.*, 2017] Joseph Kim, Christopher J Banks, and Julie A Shah. Collaborative planning with encoding of users’ high-level strategies. In *AAAI*, pages 955–962, 2017.
- [Kong *et al.*, 2017] Zhaodan Kong, Austin Jones, and Calin Belta. Temporal logics for learning and detection of anomalous behavior. *IEEE Trans. on Automatic Control*, 62(3):1210–1222, 2017.
- [Lemieux *et al.*, 2015] Caroline Lemieux, Dennis Park, and Ivan Beschastnikh. General LTL specification mining (t). In *Proc. ASE*, pages 81–92, 2015.
- [Lombrozo, 2006] Tania Lombrozo. The structure and function of explanations. *Trends in Cognitive Sciences*, 10(10):464–470, 2006.
- [Long and Fox, 2003] Derek Long and Maria Fox. The 3rd International Planning Competition: results and analysis. *JAIR*, 20:1–59, 2003.
- [Magnaguagno *et al.*, 2017] Mauricio C Magnaguagno, Ramon Fraga Pereira, Martin D Móre, and Felipe Meneguzzi. Web planner: A tool to develop classical planning domains and visualize heuristic state-space search. In *UIISP*, 2017.
- [Neider and Gavran, 2018] Daniel Neider and Ivan Gavran. Learning linear temporal properties. In *FMCAD*, 2018.
- [Nguyen *et al.*, 2012] Tuan Anh Nguyen, Minh Do, Alfonso Emilio Gerevini, Ivan Serina, Biplav Srivastava, and Subbarao Kambhampati. Generating diverse plans to handle unknown and partially known user preferences. *Artificial Intelligence*, 190:1–31, 2012.
- [Pnueli, 1977] Amir Pnueli. The temporal logic of programs. In *Annual Symposium on Foundations of Computer Science*, pages 46–57, 1977.
- [Ramirez and Geffner, 2010] Miquel Ramirez and Hector Geffner. Probabilistic plan recognition using off-the-shelf classical planners. In *AAAI*, 2010.
- [Seegebarth *et al.*, 2012] Bastian Seegebarth, Felix Müller, Bernd Schattenberg, and Susanne Biundo. Making hybrid plans more clear to human users—a formal approach for generating sound explanations. In *ICAPS*, 2012.
- [Shah *et al.*, 2018] Ankit Shah, Pritish Kamath, Shen Li, and Julie Shah. Bayesian inference of temporal task specifications from demonstrations. In *NIPS*, 2018.
- [Sohrabi *et al.*, 2016] Shirin Sohrabi, Anton V Riabov, and Octavian Udrea. Plan recognition as planning revisited. In *IJCAI*, pages 3258–3264, 2016.
- [Veloso and Blythe, 1994] Manuela M Veloso and Jim Blythe. Linkability: Examining causal link commitments in partial-order planning. In *AIPS*, 1994.
- [Yang *et al.*, 2006] Jinlin Yang, David Evans, Deepali Bhardwaj, Thirumalesh Bhat, and Manuvir Das. Perratocotta: mining temporal API rules from imperfect traces. In *ICSE*, pages 282–291, 2006.
- [Yoo and Belta, 2017] Chanyeol Yoo and Calin Belta. Rich time series classification using temporal logic. In *RSS*, 2017.
- [Zhang *et al.*, 2017] Yu Zhang, Sarath Sreedharan, Anagha Kulkarni, Tathagata Chakraborti, Hankz Hankui Zhuo, and Subbarao Kambhampati. Plan explicability and predictability for robot task planning. In *ICRA*, 2017.