

Supplementary material

Resilience of a eucalypt forest woody understorey to long-term (34–55 years) repeated burning in subtropical Australia

Tom Lewis^{A,B,C,D} and *Valerie J. Debuse*^{A,B,C}

^ADepartment of Agriculture, Fisheries and Forestry, Agri-Science Queensland, University of the Sunshine Coast, Locked Bag 4, Maroochydore District Centre, Qld 4558, Australia.

^BThe Centre for Innovative Conservation Strategies, Griffith University, Gold Coast Campus, PMB 50, Gold Coast Mail Centre, Qld 9726, Australia.

^CUniversity of the Sunshine Coast, Sippy Downs Drive, Sippy Downs, Qld 4556, Australia.

^DCorresponding author. Email: tom.lewis@deedi.qld.gov.au

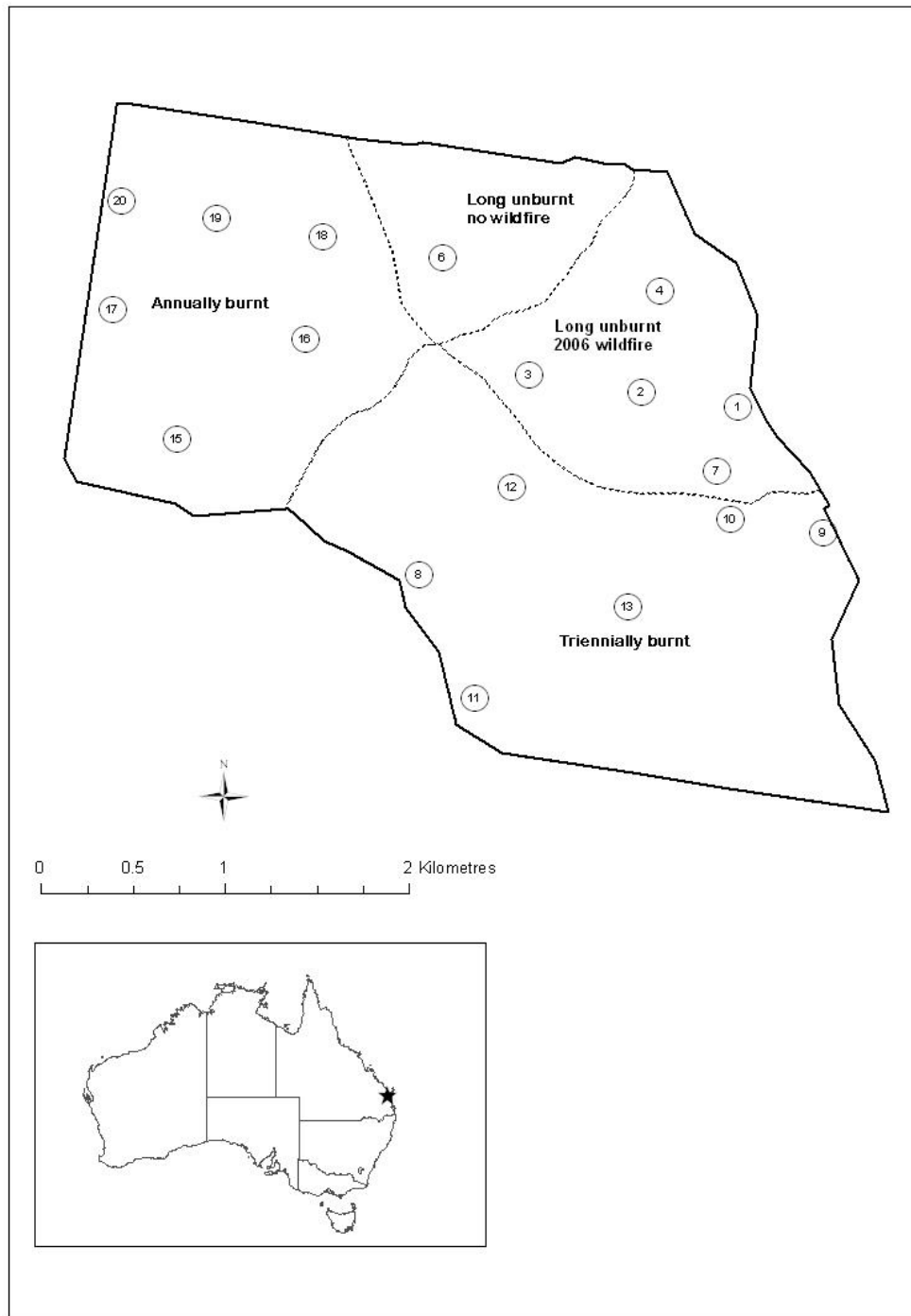


Fig. S1. Locations of long-term monitoring plots (circled numbers) and fire frequency treatments at the long-term fire experiment at Bauple, Queensland.

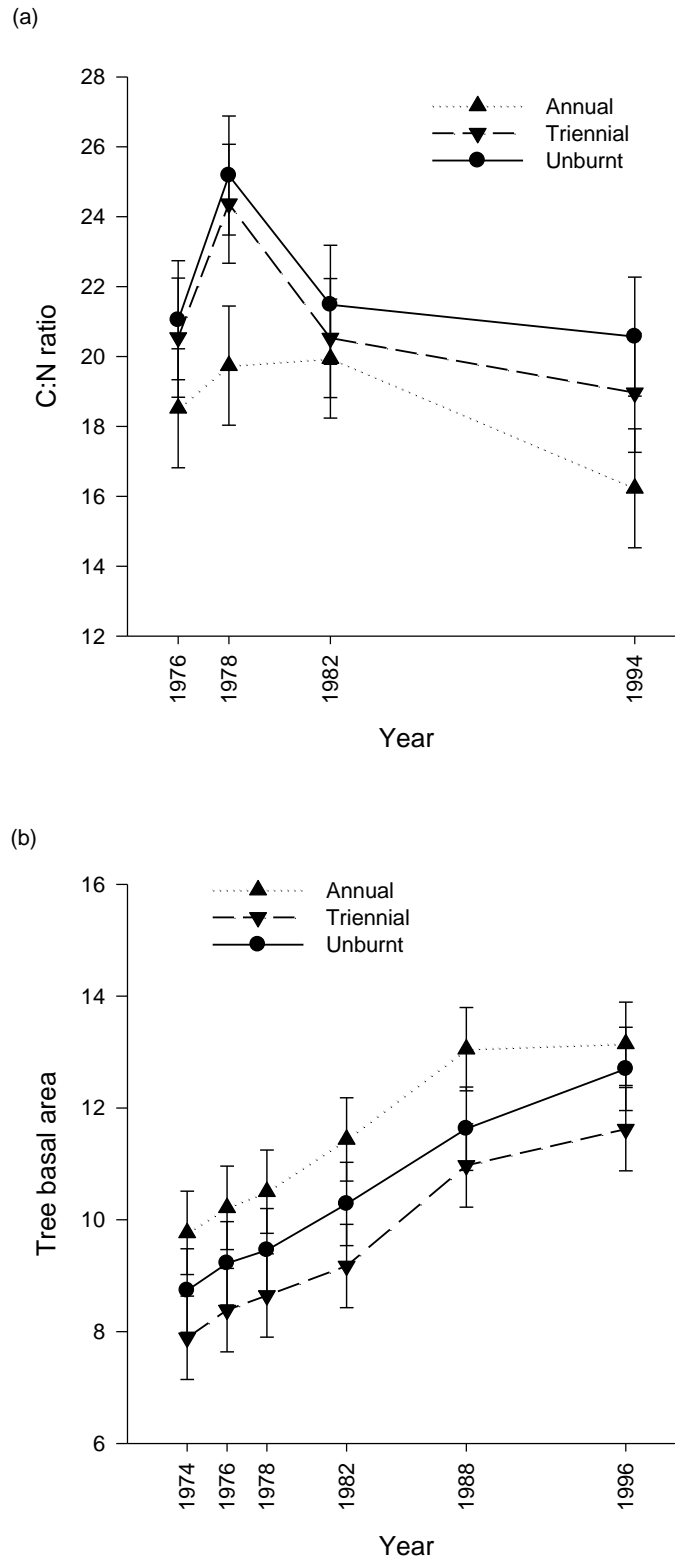


Fig. S2. Relationships for C : N ratio and tree basal area ($\text{m}^2 \text{ha}^{-1}$) over time. Graphs show treatment means and standard errors. We analysed the pattern of C : N and tree basal area over time for each plot using repeated-measures ANOVA and found that the slopes (β) and intercepts (α) were not significantly different among fire treatments for: (1) C : N ratio (β : $F_{5,39} = 0.61$, $P = 0.607$; α : $F_{2,15} = 0.229$, $P = 0.135$) or (2) tree basal area (β : $F_{10,75} = 1.12$, $P = 0.363$; α : $F_{2,15} = 1.71$, $P = 0.214$).

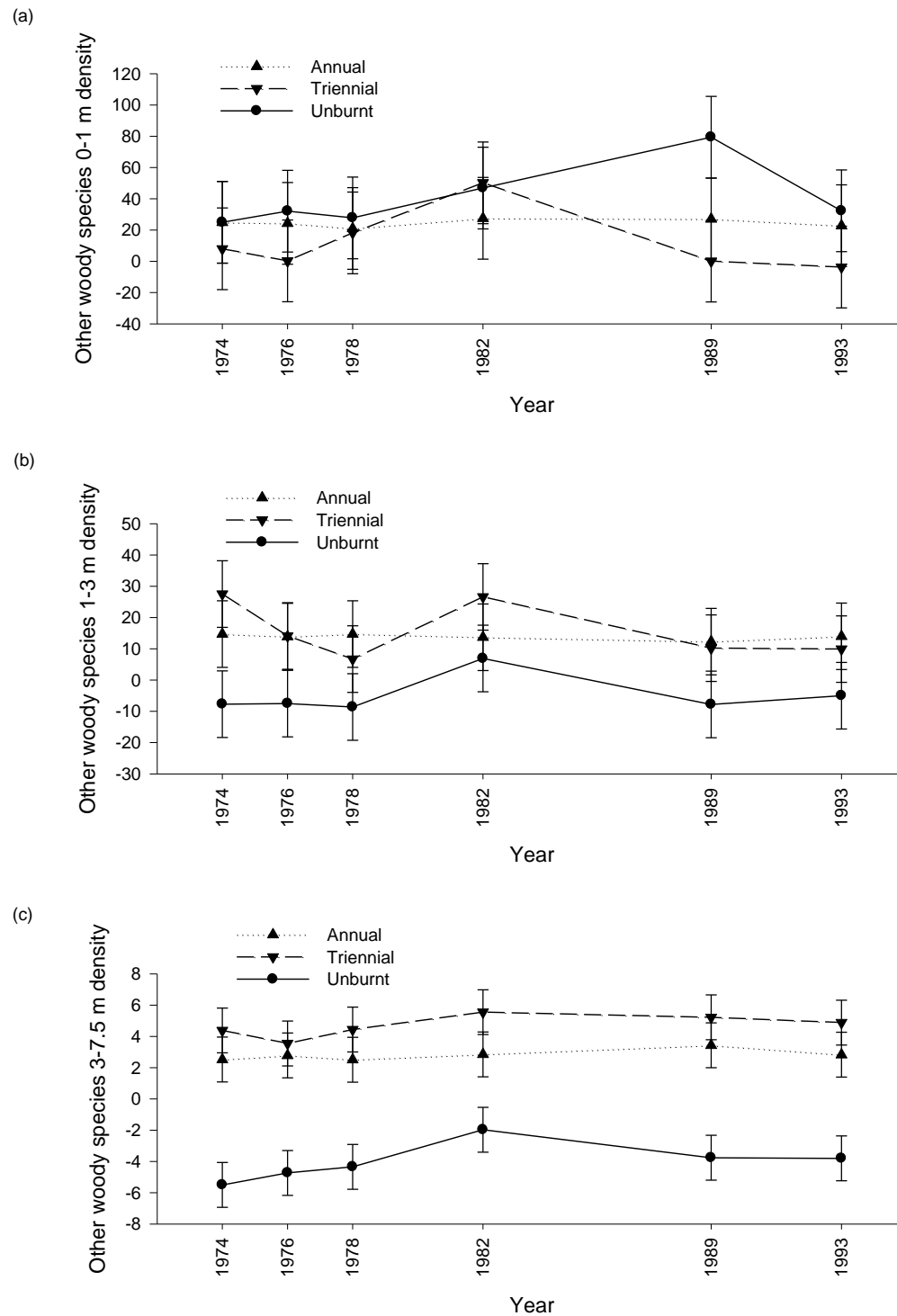


Fig. S3. Changes in density (plants per 100 m², mean adjusted for covariates ± standard error) of understorey woody species (other than acacias and eucalypts) in different height classes through time (1974 to 1993) within annually burnt, triennially burnt and long unburnt treatments. Height classes are: (a) 0–1 m; (b) 1–3 m and (c) 3–7.5 m.