Data Gap Analysis for
Sustainable Development Goals (SDGs)
Bangladesh Perspective

General Economics Division (GED)

(Making Growth Work for the Poor)

Planning Commission

January 2017

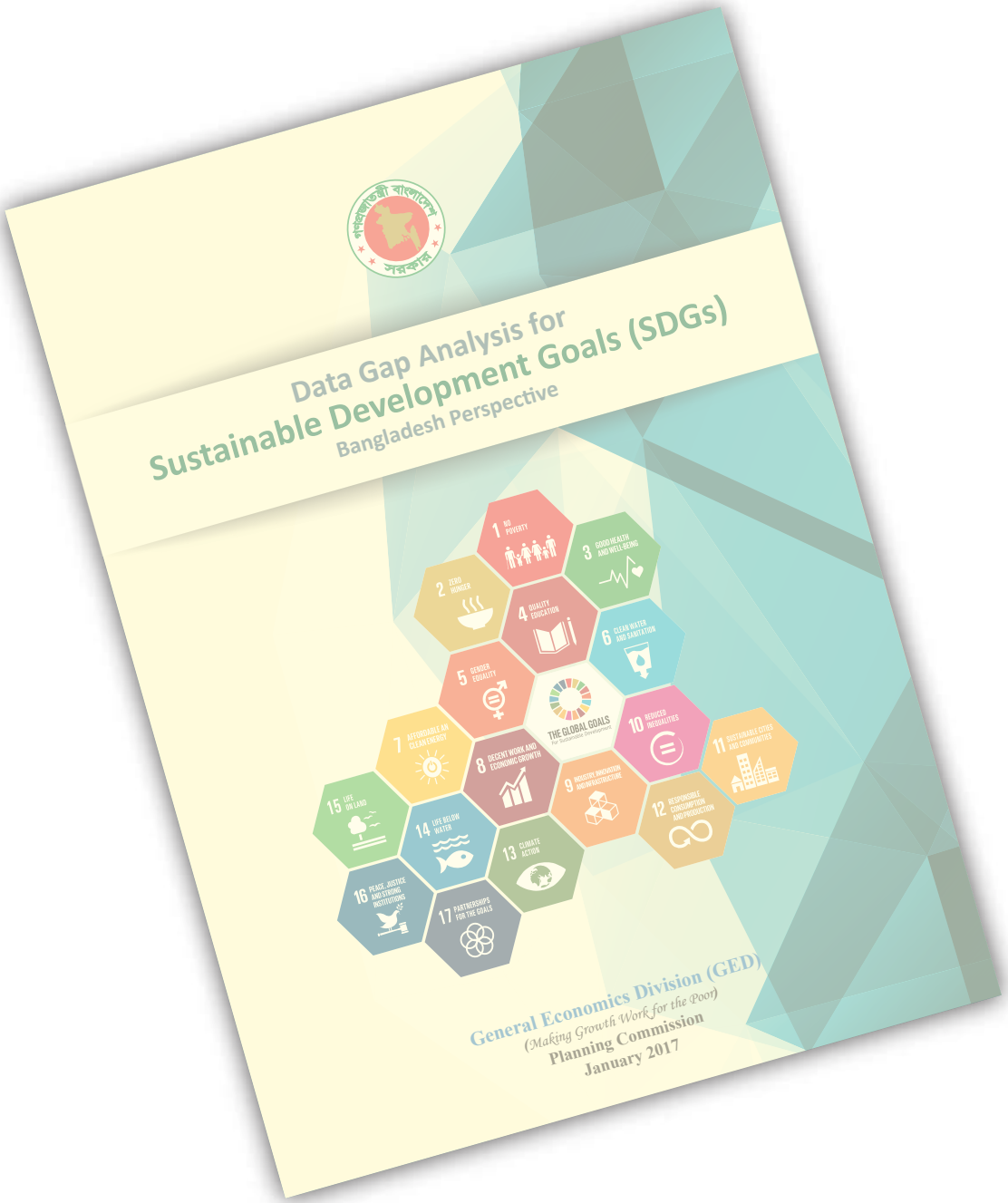

Data Gap Analysis for Sustainable Development Goals (SDGs) Bangladesh Perspective

Support to Sustainable and Inclusive Planning (SSIP) Project

General Economics Division (GED)

(Making Growth Work for the Poor)

Planning Commission

Data Gap Analysis for Sustainable Development Goals (SDGs) Bangladesh Perspective

First published: January 2017

SDGs Publication No. # 2

Prepared and Published by

General Economics Division (GED)
(Making Growth Work for the Poor)
Bangladesh Planning Commission
Government of the People's Republic of Bangladesh
Sher-e-Bangla Nagar, Dhaka 1207, Bangladesh

This document is printed with the technical and financial support from Support to Sustainable and Inclusive Planning (SSIP) Project, UNDP Bangladesh.

Copyright @ General Economics Division, Bangladesh Planning Commission
Sher-e-Bangla Nagar, Block-14, Dhaka-1207

All rights are reserved.

Copies Printed: 1000

Design and Printed by

turtle

Message

A H M Mustafa Kamal, FCA, MP
Minister
Ministry of Planning
and
Deputy Chairman, Bangladesh Planning Commission
Government of the People's Republic of Bangladesh

I want to congratulate the General Economics Division (GED) of Bangladesh Planning Commission for successful completion of analysing the data availability and status of data generation in Bangladesh regarding the indicators to measure achievement of Sustainable Development Goals (SDGs). I am immensely pleased to learn that GED is going to publish the "Data Gap Analysis for Sustainable Development Goals (SDGs): Bangladesh Perspective".

The world has witnessed the adoption of a new global agenda, the Agenda 2030 for Sustainable Development which encompasses 17 universal and transformative Sustainable Development Goals (SDGs). The goals are comprised of 169 targets and the attainment of these targets will be measured through a set of 230 indicators, as suggested by the United Nations.

We should remember that Bangladesh was one of the forerunners in achieving Millennium Development Goals (MDGs), which indicates that Bangladesh is comfortably poised to meet the SDGs as well. As the goals, targets and indicators of the SDGs are well taken care of in our formulation process of the 7th Five Year Plan and other policy documents of Bangladesh, we can say that Bangladesh is an 'early starter' in the implementation process of the SDGs.

Furthermore, GED of Planning Commission has already formulated and published the mapping of the Ministries/Divisions by each of the 169 targets and 230 indicators of SDGs to identify responsible Ministries/Divisions for preparing action plans in achieving the SDGs successfully.

Government must be able to have benchmark data and see year on year progress to monitor the impact of its plans and policies for achieving the SDGs. Continuous monitoring of progress can help tracking the progress towards the goals through which implementation actions can be evaluated and refined.

"Data Gap Analysis for Sustainable Development Goals (SDGs): Bangladesh Perspective" will be the base for tracking the SDGs achievement in Bangladesh. It will also play a pivotal role in formulating a Monitoring and Evaluation Framework for SDGs. The data generating agencies, especially Bangladesh Bureau of Statistics (BBS), our national statistical organization, will be able to identify their shortfalls in data creation and take required action to generate data regarding the SDG indicators by modifying their existing surveys, censuses etc. It provides suggestions for creating MIS within different agencies to generate periodic administrative data also. Our efforts to implement the sustainable development agenda will necessitate comprehending the "data revolution" as suggested by the Secretary General of UN.

GED of Planning Commission has a long history of monitoring and reporting the achievements of MDGs with preparation and publication of dozens reports related to MDGs. Furthermore, GED has also continuing a process of evaluating the Five Year Plans. In this continuity, the

coordination committee to supervise and monitor the implementation process of Agenda 2030, which has been established by Hon'ble Prime Minister Sheikh Hasina at her office, is receiving the secretarial support from GED.

I like to thank the GED officials for their efforts in preparing this analytical report which will be a primary document for measuring the achievement of SDGs through future monitoring reports. I would also like to offer thanks to various Ministries/Divisions/Agencies for providing support to find out the gaps in our data generation to track SDGs. I also admire Prime Minister's Office, especially to the Principal Coordinator for SDG Affairs, Mr. Md. Abul Kalam Azad for patronizing the publication of this report.

I hope GED, in collaboration with BBS and other agencies that will be generating data in line with the SDG Indicators will be able to utilize this analytical report on data gaps in Bangladesh for identifying their respective future course of actions to comply with the global data revolution for tracking SDGs achievements in Bangladesh.

(A H M Mustafa Kamal, FCA, MP)

Message

M. A. Mannan, MP
State Minister
Ministry of Finance and Ministry of Planning
Government of the People's Republic of Bangladesh

I am immensely pleased to be informed that the General Economics Division (GED) of Bangladesh Planning Commission has prepared the "Data Gap Analysis for Sustainable Development Goals (SDGs): Bangladesh Perspective" as the SDGs Focal Point to support the coordination of the implementation of SDGs at policy level in Bangladesh.

We know that data are the lifeblood of performance evaluation and accountability. Without high-quality data providing the right information on the right things at the right time, designing, monitoring and evaluating effective policies becomes almost impossible.

Furthermore, our SDG implementation strategies, action plan and allocation of resources will follow the monitoring reports for SDGs accordingly as a report card to measure progress towards achieving targets and to ensure the accountability of government and other stakeholders for achieving the SDGs.

I take this opportunity to thank the GED officials for their initiative and efforts in preparing and finalization of this report. I also like to offer thanks to various Ministries/Divisions/Agencies for providing their consensus and support to finalize the "Data Gap Analysis for Sustainable Development Goals (SDGs): Bangladesh Perspective".

The ultimate mission of all of us is to take the nation, primarily, at the threshold of an upper middle income country (UMIC) by 2030. Now, we have to move on with the new world development agenda to be implemented in next fifteen years with proper monitoring tool.

Hence, we should focus on generating appropriate and segregated data against the SDG indicators to track the implementation of the global agenda of SDGs which will keep us on right track to achieve the SDGs in time.

(M. A. Mannan, MP)

Message

Md. Abul Kalam Azad
Principal Coordinator (SDG Affairs)
Prime Minister's Office

I am happy to know that the General Economics Division (GED) of Bangladesh Planning Commission as the secretariat of the "SDGs Implementation and Monitoring Committee" is going to publish the "Data Gap Analysis for Sustainable Development Goals (SDGs): Bangladesh Perspective".

The UN suggested 230 SDGs Indicators will be the backbone of monitoring the 17 Goals and 169 targets at local, national, regional and global levels. The breadth of the Sustainable Development Agenda 2030 suggests for "data revolution", coined by High Level Political Forum, to track the attainments of SDGs. The data revolution for sustainable development will require new data with traditional data to produce high-quality information that is more detailed, timely and relevant for purposes and users, especially to foster and monitor sustainable development.

The analysis, done by General Economics Division of Planning Commission, is the very first report to evaluate Bangladesh's status in data arena with regards to SDGs. This data gap analysis will serve as a primary management tool for the data generating agencies of Government to help us preparing the Monitoring and Evaluation (M&E) Framework for tracking SDGs attainment in Bangladesh.

I express my sincere gratitude to General Economics Division (GED) of Planning Commission for discharging their duty very prudently as the secretariat of "SDGs Implementation and Monitoring Committee".

The officials of General Economics Division (GED) and Prime Minister's Office also deserve appreciations for their effort to finalize this report. I also thank my colleagues from different Ministries/Divisions and data generating agencies for providing their feedback and intellectual inputs to make the report comprehensive.

Lastly, I humbly request the Ministries/Divisions to generate the required data/administrative data and provide to GED as they can use those while preparing aggregate monitoring and progress reports.

(Md. Abul Kalam Azad)

Preface

Professor Dr. Shamsul Alam
Ph.D. (Newcastle), M.A. Econs. (Thammasat)
Member (Senior Secretary)
General Economics Division
Planning Commission

"Data Gap Analysis for Sustainable Development Goals (SDGs): Bangladesh Perspective" is the first analytical document on the data availability in Bangladesh to monitor and assess the attainment of the targets of Sustainable Development Goals (SDGs). Data gap analysis has been a very meticulous task the GED has completed.

This document has successfully been completed the Data Gap Analysis for each of the 230 Indicators, suggested for SDG monitoring. General Economics Division (GED) of Planning Commission as the SDG Focal Point and secretariat to the "SDGs Implementation and Monitoring Committee" of Prime Minister's Office, has prepared methodically this analytical document.

The Sustainable Development Goals (SDGs) are framed in a globally accepted Framework that focuses on 17 goals with 169 associated targets and 230 indicators. The world has collectively endorsed the goals, targets, and indicators. The SDGs form the bedrock of a new development agenda that can set the world on a new course of action to end poverty, transform lives and protect the planet.

In the implementation of this new agenda, statistics will play a key role to monitor progress and ensure that we deliver lasting and meaningful results. While data availability was not necessarily one of the criteria for selecting indicators, the lack of publicly available data exposes how much work needs to be done to fully implement and monitor the SDGs. The importance of statistics in achieving the SDGs is therefore critical at the national level as data and careful analysis are needed for policy decisions and planning as well as to allow accountability of the implementers.

Previously, GED has done the Mapping of Ministries/Divisions by SDGs targets (who to do what in terms of targets) which includes directly linked Ministries/Divisions containing Prime Minister's Office and Cabinet Division also. The mapping exercise has created the opportunity to look at the data scenario of Bangladesh through the lenses of the SDGs indicators.

The data gap analysis has gone through rigorous consultation for each of the indicators to find out which ministry/division/agency is going to provide data for the SDG indicators. Additionally, this analysis found out the status of data availability for each indicator, of which, two indicators are not relevant in the perspective of Bangladesh.

GED has consulted with most of the data generating relevant Ministries/Divisions and agencies, including Bangladesh Bureau of Statistics (BBS) of Statistics and Informatics Division (SID), the national statistics organization to analyse the situation of Data Gap for measuring SDGs achievement in Bangladesh.

Data Gap Analysis primarily found that data on 70 indicators only are available in existing data generating system of Bangladesh and 108 can be generated by modifying existing census and survey (for disaggregation). Additional 63 indicators will require new survey or census to generate information for measuring the performance in achieving targets of SDGs (Nine indicators are to be used for more than one target). Financing has to be made available for this.

The 230 SDG indicators will require an unprecedented amount of data to be produced and analysed. For several indicators (70 indicators), the data required are already produced by national statistical systems. This is essentially the case for the legacy indicators that were also part of the MDG framework, among others, i.e. national accounts and other administrative data.

But, given the extensiveness of the 2030 Agenda, there are many other indicators for which data are not yet available (63 indicators) in Bangladesh. In some cases, which are partially available (108 indicators), work on the statistical standards and methodologies need to be undertaken before we can have the necessary data. The statistical community, including Bangladesh Bureau of Statistics (BBS), need to be aware of the intense work ahead for 'data mining' and generation.

Data generation for the set of indicators and their useful analysis remains a formidable task. Most importantly, there is a clear lack of institutions and institutional coordination. It is necessary to ensure required data is generated in a timely and reliable fashion. Data collection methodology, the quality of data, should be at international standard and the data is examined adequately to shed insights on the progress.

The principle strategy of the GoB will be to undertake major institutional reforms and implement a comprehensive set of activities to enhance the capacity of Ministries/Divisions to produce administrative data. Including BBS, the national statistics agency, and several major agencies i.e. DoE, BFD, BB, DOF, DGHS, NIPORT, DDM, BP, BANBEIS, etc., will be requiring especial support for dealing with new types of data collection/mining in segregated form with various dimensions say by age, sex, regional locations, etc.

The 2030 Agenda is quite ambitious and transformational. To make sure that no one will be left behind, indicators should cover the specific groups of population and other disaggregation elements specified in the targets. The implementation of this data disaggregation principle will be critical and represents another important challenge for national statistical offices.

At the national level, the Bangladesh Bureau of Statistics (BBS) is the primary data institution in Bangladesh. The role of BBS has developed over the last few decades and gathered substantial experience and competence in providing a range of data at a national, district, and sectoral basis. Strengthening of the BBS is probably the top most priority for generating SDGs related data. Government has to offer greater effort to generate high quality data in a timely fashion by strengthening the capacity and scope of BBS. Steps for strengthening BBS and other administrative agencies have to be initiated on priority basis as the time is passing by rapidly (one year of SDGs timeline has already gone).

The report has suggested that BBS will have to undertake small scale surveys for enabling regular and frequent monitoring and evaluation exercise. The frequency of generating data should be increased. Given financial as well as capacity constraint, it is difficult to conduct annual surveys in a large scale. The alternative, therefore, is to conduct interim surveys at much smaller scale both in terms of coverage of the sample as well as numbers of areas covered and questions asked. In case of poverty related data, age, employment status etc. segregation is not available now with existing HIES system, hence, next HIES will require modification.

Furthermore, welfare monitoring survey 2017-18 should incorporate the issues of SDG 1: No Poverty and SDG 2: Zero Hunger, to measure the indicators, including Multi-dimensional poverty aspects. Rural/urban, bottom/top wealth quintile and others such as disability status, indigenous peoples and gender segregated parity indices will be required to calculate as data become available for education sector regarding the SDG 4: Quality Education.

Several proxy indicators are also required for measuring the achievement of the targets of the different goals, i.e. SDG 12: Responsible Consumption and Production, especially which are related to nature and environment. We can think of proxy indicators against the SDG indicators for global comparison, especially for SDG 13: Climate Action. BBS, SID will have to report on the indicators available to measure in Bangladesh from various sources in time.

However, new survey will be required regarding security and human rights. National Integrity Strategy based survey may be done by BBS regarding relevant SDG indicators from SD Goal 16: Peace, Justice and Strong Institutions along with establishment of MIS for similar indicators of SDGs. In order to track the SDG targets (especially means of implementation) and the targets of SD Goal 17: Partnerships for the Goals will necessitate especial emphasis to segregate the ODA and other external resource flows in accordance with the SDG targets/indicators.

Economic Relations Division (ERD) can take necessary actions in this regard and may also check for private sector data sources if not reported to ERD. Along with the Bangladesh part ERD can also collect Global data from UN Sources for reporting. GED should also enhance its capacity in terms of qualified officials to track SDG attainment and reporting on implementation Agenda 2030.

Implementation of Agenda 2030 will be tracked by preparing a Monitoring and Evaluation (M&E) Framework for SDG attainment in Bangladesh. This "Data Gap Analysis for Sustainable Development Goals (SDGs): Bangladesh Perspective" will be followed by a full-fledged M&E Framework for SDGs.

At the end, I on behalf of team GED thank our Hon'ble Planning Minister Mr. A. H. M. Mustafa Kamal, FCA, MP and the Hon'ble State Minister Mr. M. A. Mannan, Ministry of Finance and Ministry of Planning, for their guidance, encouragement and support in conduction of the Data Gap Analysis for SDGs indicators and bringing out this study in published form.

Thanks are also due to the Prime Minister's Office for supporting GED efforts in the preparation of "Data Gap Analysis for Sustainable Development Goals (SDGs): Bangladesh Perspective".



(Shamsul Alam)

The Process and Acknowledgements

A format for Data Gap Analysis was primarily developed at the Poverty Analysis and Monitoring (PA&M) Wing of General Economics Division (GED) following the format of Mapping of Ministries/Divisions by Sustainable Development Goals (SDGs) targets and indicators.

A preliminary in-house analysis was done at GED for all the 230 indicators for measuring performance of SDGs targets attainment by PA&M Wing led by Mr. Mohd. Monirul Islam, Deputy Chief, GED; other members of the team were the desk officials of the wing, Mr Md. Mahbubul Alam Siddiquee, Senior Assistant Chief; Ms Kohinoor Akter, Assistant Chief; Syed Ali Bin Hassan, Assistant Chief; Mr. Shimul Sen, Assistant Chief and Ms Josefa Yesmin, Assistant Chief.

Later on, all relevant Ministries/Divisions associated with the implementation of Sustainable Development Agenda 2030 and the possible data generating Government agencies were provided with the preliminary analysis.

In May 2016 the draft report was placed for rigorous consultation with participation from the Lead and/or Co-Lead Ministry/Division and the possible data generating authorities, especially national statistics organization, Bangladesh Bureau of Statistics (BBS) and Statistics and Informatics Division (SID) of Ministry of Planning.

The participants were from different agencies, i.e. DoE, BFD, BB, DOF, DGHS, NIPORT, DDM, BP, BANBEIS etc. Each and every official from all the wings of GED has facilitated the workshop to identify the data availability status of the indicators and the possible data providing agencies. The "Data Gap Analysis for Sustainable Development Goals (SDGs): Bangladesh Perspective" was thoroughly reviewed and edited as per outcome of the consultation workshop.

This revised report was shared with the relevant Senior Secretaries/Secretaries of Lead/Co-Lead Ministries/Divisions and the agency heads of the data providing agencies. Later on all the Ministries/Divisions were shared again for the second time to get feedback on the Data Gap Analysis draft report.

The suggested and agreed revisions/ modifications received at GED were taken into account and revisit the report accordingly to produce before the Principal Coordinator for SDGs Affairs and the "SDGs Implementation and Monitoring Committee" of Prime Minister's Office for reviewing.

The GED acknowledges the contribution of all the SDGs focal point officials of the relevant Ministries/ Divisions and the participants of the consultations for their assistance in preparing the Data Gap Analysis report.

Mr. Naquib bin Mahbub, Chief, GED and Dr Mustafizur Rahman, Joint Chief, GED deserves special thanks for their extensive contribution to support the team led by Mr. Mohd. Monirul Islam, Deputy Chief, GED.

Mr. Fakrul Ahsan, Project Manager and other specialists of the Support to Sustainable and Inclusive Planning (SSIP) Project, GED also deserve special thanks for their efforts in arranging consultation workshop to assist preparing and printing the document.

Hearty thanks to Member (Senior Secretary) Dr. Shamsul Alam for editing the manuscript and for his passion, inspiration and guidance in bringing out this important SDGs publication.

Contents

Acronyms 13

SDGs Data Gap Analysis: An Anatomy of Data Availability by Indicators 18

Chapter 1 30
Mapping of Indicators by data availability on Goal 1. End poverty in all its forms everywhere

Chapter 2 36
Mapping of Indicators by data availability on Goal 2. End hunger, achieve food security and improved nutrition and promote sustainable agriculture

Chapter 3 42
Mapping of Indicators by data availability on Goal 3. Ensure healthy lives and promote well-being for all at all ages

Chapter 4 50
Mapping of Indicators by data availability on Goal 4. Ensure inclusive and equitable quality education and promote lifelong learning opportunities for all

Chapter 5 56
Mapping of Indicators by data availability on Goal 5. Achieve gender equality and empower all women and girls

Chapter 6 62
Mapping of Indicators by data availability on Goal 6. Ensure availability and sustainable management of water and sanitation for all

Chapter 7 66
Mapping of Indicators by data availability on Goal 7. Ensure access to affordable, reliable, sustainable and modern energy for all

Chapter 8 70
Mapping of Indicators by data availability on Goal 8. Promote sustained, inclusive and sustainable economic growth, full and productive employment and decent work for all

Chapter 9 76
Mapping of Indicators by data availability on Goal 9. Build resilient infrastructure, promote inclusive and sustainable industrialization and foster innovation

Chapter 10 82
Mapping of Indicators by data availability on Goal 10. Reduce inequality within and among countries

Chapter 11 88
Mapping of Indicators by data availability on Goal 11. Make cities and human settlements inclusive, safe, resilient and sustainable

Chapter 12 94
Mapping of Indicators by data availability on Goal 12. Ensure sustainable consumption and production patterns

Chapter 13 100
Mapping of Indicators by data availability on Goal 13. Take urgent action to combat climate change and its impacts

Chapter 14 104
Mapping of Indicators by data availability on Goal 14. Conserve and sustainably use the oceans, seas and marine resources for sustainable development

Chapter 15 110
Mapping of Indicators by data availability on Goal 15. Protect, restore and promote sustainable use of terrestrial ecosystems, sustainably manage forests, combat desertification, and halt and reverse land degradation and halt biodiversity loss

Chapter 16 116
Mapping of Indicators by data availability on Goal 16. Promote peaceful and inclusive societies for sustainable development, provide access to justice for all and build effective, accountable and inclusive institutions at all levels

Chapter 17 122
Mapping of Indicators by data availability on Goal 17. Strengthen the means of implementation and revitalize the Global Partnership for Sustainable Development

Acronyms

ACC	: Anti-Corruption Commission
AES	: Annual Education Survey (Survey done by, BANBEIS)
AIDS	: Acquired Immune Deficiency Syndrome
AOI	: Agriculture Orientation Index
APSC	: Annual Primary School Census (Done by, DoPE, MoPME)
APSQLS	: Annual Primary School Quality Level Survey (Survey done by, DoPE, MoPME)
ATMs	: Automated Teller Machines
AWRRID	: Agriculture, Water Resources & Rural Institution Division, Planning Commission
BAB	: Bangladesh Accreditation Board, Ministry of Industries
BADC	: Bangladesh Agricultural Development Corporation, MoA
BAEC	: Bangladesh Atomic Energy Commission
BANBEIS	: Bangladesh Bureau of Educational Information & Statistics, MoE
BARI	: Bangladesh Agriculture Research Institute, MoA
BB	: Bangladesh Bank
BBS	: Bangladesh Bureau of Statistics
BD	: Bridges Division
BDHS	: Bangladesh Demographic and Health Survey, NIPORT, MoHFW
BERC	: Bangladesh Energy Regulatory Commission
BFD	: Bangladesh Forest Department, MoEF
BFID	: Bank and Financial Institutions Division, Ministry of Finance
BGB	: Border Guard Bangladesh, Ministry of Home Affairs
BIDA	: Bangladesh Investment Development Authority
BIDS	: Bangladesh Institute of Development Studies
BIWTA	: Bangladesh Inland Water Transport Authority
BIWTC	: Bangladesh Inland Water Transport Corporation
BMDA	: Barind Multipurpose Development Authority, MoA
BMET	: Bureau of Manpower, Employment and Training, MoLE
BMMS	: Bangladesh Maternal Mortality and Health Care Survey (Survey done by NIPORT)
BN	: Bangladesh Navy
BOESL	: Bangladesh Overseas Employment and Services Limited
BP	: Bangladesh Police
BR	: Bangladesh Railway
BRTA	: Bangladesh Road Transport Authority
BTC	: Bangladesh Tariff Commission, Ministry of Commerce
BTRC	: Bangladesh Telecommunication Regulatory Commission
BWCCI	: Bangladesh Women Chamber of Commerce and Industry
CAAB	: Civil Aviation Authority of Bangladesh
CAG	: Comptroller and Auditor General
CCRF	: Code of Conduct for Responsible Fisheries
CD	: Cabinet Division
CDA	: Chittagong Development Authority
CDC	: Communicable Disease Control (CDC) unit of DGHS
CLU	: Child Labour Unit, Ministry of Labour and Employment
CMNS	: Child and Mother Nutrition Survey (Survey done by BBS)
CPI	: Consumer Price Index
CPTU	: Central Procurement Technical Unit, IMED
DAC	: Development Assistance Committee
DAE	: Department of Agricultural Extension, MoA
DDM	: Department of Disaster Management, MoDMR
DGFP	: Directorate General of Family Planning, MoHFW
DGHS	: Directorate General of Health Services, MoHFW

DIFE : Department of Inspection for Factories and Establishments, MoLE
DIS : Disability Information System Database of DSS
DNC : Department of Narcotics Control, MoHA
DoE : Department of Environment, MoEF
DoF : Department of Fisheries, MoFL
DoP : Department of Prison, Ministry of Home Affairs
DPDT : Department of Patents Designs and Trademarks of Bangladesh, Ministry of Industries
DPE : Department of Primary Education, MoPME
DPHE : Department of Public Health Engineering, LGD
DRR : Disaster Risk Reduction
DSS : Department of Social Services, MoSW
DYD : Department of Youth Development, MoYS
EC : Election Commission
EHS : Education Household Survey (Survey done by, BBS)
EMRD : Energy and Mineral Resources Division
EPI : Expanded Programme on Immunization
ERD : Economic Relations Division, Ministry of Finance
FAO : Food and Agriculture Organization of United Nations
FD : Finance Division, Ministry of Finance
FDI : Foreign Direct Investments
FIES : Food Insecurity Experience Scale
FPMU : Food Policy Monitoring Unit, Ministry of Food
FSCD : Fire Service and Civil Defence, Ministry of Home Affairs
FSNSP : Food Security and Nutritional Surveillance Project, BBS
GDP : Gross Domestic Product
GED : General Economics Division, Planning Commission
GHGs : Greenhouse Gases
GIS : Geographic Information System
GNI : Gross National Income
HCU : Hydro Carbon Unit, EMRD
HEU : Health Economics Unit, MoHFW
HIES : Household Income and Expenditure Survey (Done by BBS in 5 yrs interval)
HIV : Human Immunodeficiency Virus
HMSS : Health and Morbidity Status Survey (Survey done by, BBS)
ICCHL : Impact of Climate Change on Human Life (Survey done by BBS)
ICT : Information and Communication Technology
ICTD : Information and Communication Technology Division
IED : Industry & Energy Division, Planning Commission
IEDCR : Institute of Epidemiology, Disease Control and Research
IHR : International Health Regulations
ILO : International Labour Organization
IMF : International Monetary Fund
Inf.Com. : Information Commission
IOM : International Organization for Migration
IRD : Internal Resources Division, Ministry of Finance
JRC : Joint Rivers Commission, MoWR
KDA : Khulna Development Authority
LAS : Literacy Assessment Survey (Survey done by, BBS)
LDCs : Least Developed Countries
LFS : Labour Force Survey (Survey done by, BBS)
LGD : Local Government Division, MoLGRD&C
LGED : Local Government Engineering Department, LGD
LJD : Law and Justice Division
LLDCs : Landlocked Developing Countries

LPAD : Legislative and Parliamentary Affairs Division
LPI : Living Planet Index
MICS : Multiple Indicator Cluster Survey (Survey done by, BBS)
MIS : Management Information System
MMR : Maternal Mortality Ratio
MoA : Ministry of Agriculture
MoC : Ministry of Commerce
MoCA : Ministry of Cultural Affairs
MoCAT : Ministry of Civil Aviation and Tourism
MoCHTA : Ministry of Chittagong Hill Tracts Affairs
MoD : Ministry of Defence
MoDMR : Ministry of Disaster Management and Relief
MoE : Ministry of Education
MoEF : Ministry of Environment and Forests
MoEWOE : Ministry of Expatriates' Welfare and Overseas Employment
MoF : Ministry of Food
MoFA : Ministry of Foreign Affairs
MoFL : Ministry of Fisheries and Livestock
MoHA : Ministry of Home Affairs
MoHPW : Ministry of Housing and Public Works
MoInd : Ministry of Industries
MoInf : Ministry of Information
MoL : Ministry of Land
MoLE : Ministry of Labour and Employment
MoLWA : Ministry of Liberation War Affairs
MoP : Ministry of Planning
MoPA : Ministry of Public Administration
MoPME : Ministry of Primary and Mass Education
MoR : Ministry of Railways
MoRA : Ministry of Religious Affairs
MoS : Ministry of Shipping
MoST : Ministry of Science and Technology
MoSW : Ministry of Social Welfare
MoWCA : Ministry of Women and Children Affairs
MoWR : Ministry of Water Resources
MoYS : Ministry of Youth and Sports
MRA : Micro-Credit Regulatory Authority
NARS : National Agriculture Research System
NASP : National AIDS/STD Programme (Programme of DGHS)
NAW, BBS : National Accounts Wing, BBS
NCDC : Non-Communicable Disease Control (NCDC) unit of DGHS
NGOAB : NGO Affairs Bureau, PMO
NHCMC&CR : National Health Crisis Management Centre and Control Room
NHD : National Household Database (BBS is processing)
NHRC : National Human Rights Commission
NID : National Identity
NIPORT : National Institute of Population Research and Training
NNS : National Nutritional Service
NPFP : National Poverty Focal Point
NSDS : National Strategy for the Development of Statistics, BBS
NSDS : National Sustainable Development Strategy
NSSS : National Social Security Strategy
NTP : National Tuberculosis Control Program
ODA : Official Development Assistance

OECD	: Organization for Economic Cooperation and Development
PC, PD	: Power Cell, Power Division
Prog.Div.	: Programming Division, Planning Commission
PDTMD	: Patent Design & Trade Marks Department, Ministry of Industries
PID	: Physical Infrastructure Division, Planning Commission
PIT	: Proportion of Illicit Traded Wildlife
PM	: Particulate Matter
PMO	: Prime Minister's Office
PD	: Power Division
PPPA	: Public Private Partnership Authority, PMO
PTD	: Posts and Telecommunications Division
RAJUK	: Rajdhani Unnayan Kortripokkho
RDCD	: Rural Development and Cooperatives Division, MoLGRD&C
RSC	: Registrar, Supreme Court
RTHD	: Road Transport and Highways Division
SCP	: Sustainable Consumption and Production
SEID	: Socio Economic Infrastructure Division, Planning Commission
SID	: Statistics and Informatics Division
SIDS	: Small Island Developing States
SMEF	: SME Foundation
SMI	: Survey of Manufacturing Industries (Survey done by BBS)
SNA	: System of National Accounts
SOD	: Standing Orders on Disaster
SREDA	: Sustainable & Renewable Energy Development Authority, Power Division
SSF Guidelines	: The Voluntary Guidelines for Securing Sustainable Small-Scale Fisheries in the Context of Food Security and Poverty Eradication
SVRS	: Sample Vital Registration System (BBS)
TUS	: Time Use Survey (Survey done by, BBS)
UESD	: Utilization of Essential Service Delivery (Survey done by NIPORT)
UGC	: University Grants Commission
UNCLOS	: United Nation Convention on the Law of the Sea
UNESCO	: United Nations Educational, Scientific and Cultural Organization
UPR	: Universal Periodic Review (Done by MoFA for reviewing human rights)
VAW	: Violence Against Women (Survey done by, BBS)
WARPO	: Water Resources Planning Organization, MoWR
WASA	: Water and Sewerage Authority
WASH	: Water, Sanitation and Hygiene for All
WDB	: Water Development Board, MoWR
WHO	: World Health Organization
WTO Cell	: World Trade Organization Cell, Ministry of Commerce
WTO	: World Trade Organization

The existing surveys available for Data Gap Analysis of SDGs' Indicators are also included in these acronyms.

SDGs Data Gap Analysis: An Anatomy of Data Availability by Indicators

It is well recognized that the Sustainable Development Goals are all inter-connected, in a system of growth. We cannot aim to achieve just one Goal; rather we have to achieve them all, which is called the characteristics of 'integration by synergy'. However, the interconnection and interrelationships of goals and targets are not so simple.

Some goals and targets interact with others more strongly than others. Some targets reinforce each other (synergies). Others may conflict with one another (trade-offs). Some may be necessary for others to be achieved (enablers).

It is well acknowledged that Government plans and policies need to address the complex and dynamic interactions into account for implementation of SDGs.

The Hon'ble Prime Minister of Bangladesh had a unique opportunity to be present in both the Millennium Summit held in 2000 and SDG Summit held in 2015 where the Millennium Declaration and SDGs were adopted respectively in the United Nations.

The success of implementation of many of the MDGs targets and her dynamic leadership that was instrumental for the very feat was globally acclaimed and she received so many accolades. This in turn has grown Championship and ownership in her for SDGs as well.

A 16-member "SDGs Implementation and Monitoring Committee" has been formed with Senior Secretary/Secretary of the most relevant Ministries/Divisions being the members and Principal Secretary to the Hon'ble Prime Minister has been the convenor.

The Principal Coordinator for SDGs Affairs, a new high level post, has been created in the Prime Minister's Office (PMO) to spearhead the process and forge coordination.

The first task of the "SDGs Implementation and Monitoring Committee" was to review the SDGs Mapping. It reflects concerted well thought-out efforts by the government following a whole society approach (involving NGOs, civil society and Development Partners) in delineating government responsibilities by the Ministries/Divisions to each of the targets of the Sustainable Development Goals.

The mapping (who will do what in terms of targets) has given responsibility to 40 Ministries/Divisions as Lead along with 34 Ministries/Divisions as Co-lead, and 61 Ministries/Divisions/Independent Institutions have been earmarked as associate in the implementation of 169 targets of 17 SDGs.

The mapping also highlighted actions to be taken by leads and co-leads to achieve the SDGs targets during 7th FYP. It has also captured existing policies/strategies/ regulations to be instrumental for the implementation of different targets.

Figure 1: SDGs Mapping by Ministries/Divisions/Independent Institutions

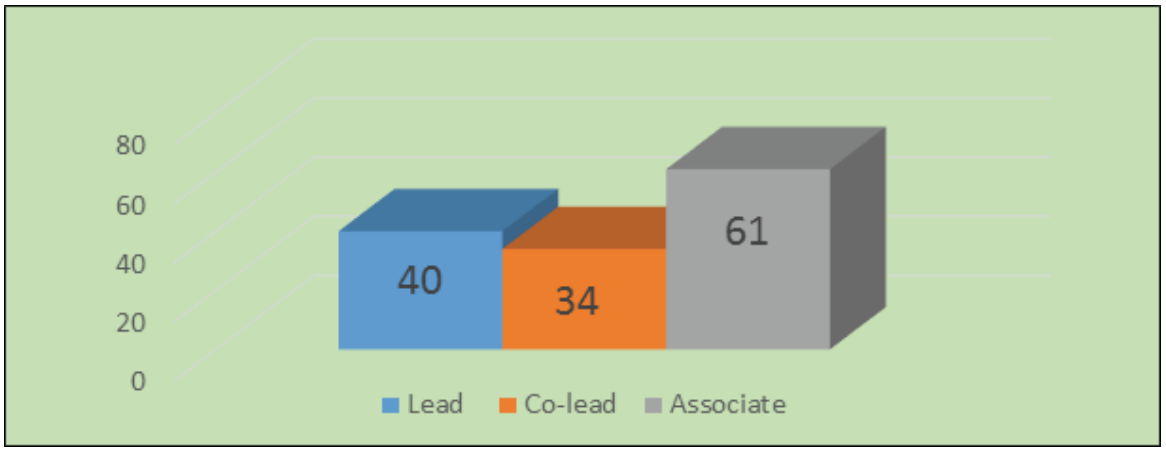

Table 1: Name of Ministries/Divisions/Independent Institutions Responsible as Lead, Co-lead, Associate and total responsibilities for implementing the SDGs against indicators

Ministries/Divisions		Responsibility Relating to Indicators			
		Lead	Co-lead	Associate	Total
1	**2**	**3**	**4**	**5**	**6** = 3+4+5
1	Ministry of Environment and Forests (MoEF)	26	3	41	70
2	Ministry of Health and Family Welfare (MoHFW)	22	1	31	54
3	Local Government Division (LGD)	16	1	65	82
4	Economic Relations Division (ERD)	16	2	29	47
5	Ministry of Women and Children Affairs (MoWCA)	15	1	43	59
6	Ministry of Home Affairs (MoHA)	11	2	40	53
7	Finance Division (FD)	10	1	40	51
8	Cabinet Division (CD)	10	0	15	25
9	General Economics Division (GED)	9	8	25	42
10	Ministry of Commerce (MoC)	8	1	19	28
11	Ministry of Industries (MoInd)	7	3	57	67
12	Ministry of Agriculture (MoA)	7	6	34	47
13	Ministry of Education (MoE)	6	2	42	50
14	Statistics and Informatics Division (SID)	5	0	82	87
15	Power Division (PD)	5	0	4	9
16	Ministry of Water Resources (MoWR)	5	1	19	25
17	Ministry of Science and Technology (MoST)	5	0	16	21
18	Ministry of Primary and Mass Education (MoPME)	5	2	22	29
19	Ministry of Labour and Employment (MoLE)	5	2	18	25
20	Ministry of Disaster Management and Relief (MoDMR)	5	6	15	26
21	Bank and Financial Institutions Division (BFID)	5	0	42	47
22	Road Transport and Highways Division (RTHD)	4	0	6	10
23	Ministry of Fisheries and Livestock (MoFL)	4	6	42	52
24	Prime Minister's Office (PMO)	3	0	14	17
25	Ministry of Housing and Public Works (MoHPW)	3	1	9	13
26	Ministry of Foreign Affairs (MoFA)	3	12	84	99
27	Ministry of Civil Aviation and Tourism (MoCAT)	3	0	8	11
28	Ministry of Youth and Sports (MoYS)	2	0	20	22
29	Ministry of Information (MoInf)	2	0	48	50
30	Ministry of Expatriates' Welfare and Overseas Employment (MoEWOE)	2	0	28	30

Ministries/Divisions		Responsibility Relating to Indicators			
		Lead	Co-lead	Associate	Total
1	**2**	**3**	**4**	**5**	**6** = 3+4+5
31	Law and Justice Division (LJD)	2	0	16	18
32	Information and Communication Technology Division (ICTD)	2	1	21	24
33	Post and Telecommunication Division (PTD)	1	2	9	12
34	Ministry of Social Welfare (MoSW)	1	2	28	31
35	Ministry of Public Administration (MoPA)	1	1	23	25
36	Ministry of Food (MoF)	1	5	19	25
37	Ministry of Cultural Affairs (MoCA)	1	2	5	8
38	Legislative and Parliamentary Affairs Division (LPAD)	1	1	19	21
39	Internal Resources Division (IRD)	1	0	19	20
40	Implementation, Monitoring & Evaluation Division (IMED)	1	0	0	1
41	Rural Development and Cooperative Division (RDCD)	0	2	5	7
42	Ministry of Textile and Jute (MoTJ)	0	1	13	14
43	Ministry of Shipping (MoS)	0	2	17	19
44	Ministry of Railways (MoR)	0	1	9	10
45	Ministry of Land (MoL)	0	1	15	16
46	Ministry of Defence (MoD)	0	1	14	15
47	Energy and Mineral Resources Division (EMRD)	0	2	12	14
48	Election Commission (EC)	0	1	4	5
49	Ministry of Chittagong Hill Tracts Affairs (MoCHTA)	0	0	20	20
50	Ministry of Religious Affairs (MoRA)	0	0	19	19
51	Ministry of Liberation War Affairs (MoLWA)	0	0	6	6
52	Ministry of Labour and Employment (MoLE)	0	0	12	12
53	Bridges Division (BD)	0	0	8	8
54	Programming Division (Prog.Div.), Planning Commission	0	0	17	17
55	Socio-economic Infrastructure Division (SEID) , Planning Commission	0	0	5	5
56	Agriculture, Water Resources and Rural Institutions Division (AWRRID) , Planning Commission	0	0	5	5
57	Physical Infrastructure Division (PID) , Planning Commission	0	0	7	7
58	Industry and Energy Division (IED) , Planning Commission	0	0	3	3
59	Information Commission (Inf.Com.)	0	0	8	8
60	Comptroller and Auditor General (C&AG)	0	0	2	2
61	Anti-Corruption Commission (ACC)	0	0	3	3
62	National Human Rights Commission (NHRC)	0	0	6	6

It is evident from Table 1 that Ministry of Environment and Forests has the highest level of responsibility to do as lead (26), followed by the Ministry of Health and Family Welfare (22), Local Government Division (16), Economic Relations Division (16), Ministry of Women and Children Affairs (15), Ministry of Home Affairs (11), and Finance Division (10). With respect to co-lead, Ministry of Foreign Affairs has the highest level of responsibility to do (12), followed by the General Economics Division (8), Ministry of Agriculture (6), Ministry of Disaster Management and Relief (6), Ministry of Fisheries and Livestock (6), Ministry of Environment and Forests (3) and Ministry of Industries (3). With regard to associate responsibility, Ministry of Foreign Affairs has the highest role (84), followed by the Statistics and Informatics Division (82), Local Government Division (65), Ministry of Industries (57), Ministry of Information (48), Ministry of Women and Children Affairs (43), Ministry of Fisheries and Livestock (42), Ministry of Education (42), Bank and Financial Institutions Division (42), Ministry of Environment and Forests (41), Ministry of Home Affairs (40), Finance Division (40), Ministry of Agriculture (34), Ministry of Health and Family Welfare (31), and Economic Relations Division (29).

Table 2: Top 25 Ministries/Divisions' SDG indicators related responsibility

SL	Ministries/Divisions	Lead	Co-lead	Associate	Total Responsibility
1	**2**	**3**	**4**	**5**	**6 = 3+4+5**
1	Ministry of Foreign Affairs (MoFA)	3	12	84	99
2	Statistics and Informatics Division (SID)	5	0	82	87
3	Local Government Division (LGD)	16	1	65	82
4	Ministry of Environment and Forests (MoEF)	26	3	41	70
5	Ministry of Industries (MoInd)	7	3	57	67
6	Ministry of Women and Children Affairs (MoWCA)	15	1	43	59
7	Ministry of Health and Family Welfare (MoHFW)	22	1	31	54
8	Ministry of Home Affairs (MoHA)	11	2	40	53
9	Finance Division (FD)	10	1	40	51
10	Ministry of Fisheries and Livestock (MoFL)	4	6	42	52
11	Ministry of Education (MoE)	6	2	42	50
12	Ministry of Information (MoInf)	2	0	48	50
13	Economic Relations Division (ERD)	16	2	29	47
14	Ministry of Agriculture (MoA)	7	6	34	47
15	Bank and Financial Institutions Division (BFID)	5	0	42	47
16	General Economics Division (GED)	9	8	25	42
17	Ministry of Primary and Mass Education (MoPME)	5	2	22	29
18	Ministry of Commerce (MoC)	8	1	19	28
19	Ministry of Disaster Management and Relief (MoDMR)	5	6	15	26
20	Cabinet Division (CD)	10	0	15	25
21	Ministry of Water Resources (MoWR)	5	1	19	25
22	Ministry of Labour and Employment (MoLE)	5	2	18	25
23	Ministry of Youth and Sports (MoYS)	2	0	20	22

Table-2 charts top 25 Ministries/Divisions of the Government of Bangladesh according to their responsibility of SDG indicators related activities. Since up to FY 2020, the ongoing 7th FYP will be the key instrument to implement different actions related to Agenda 2030, the SDGs mapping has highlighted the actions to be taken by Ministries/Divisions.

Figure 2: Availability of data to monitor SDGs indicators (number)

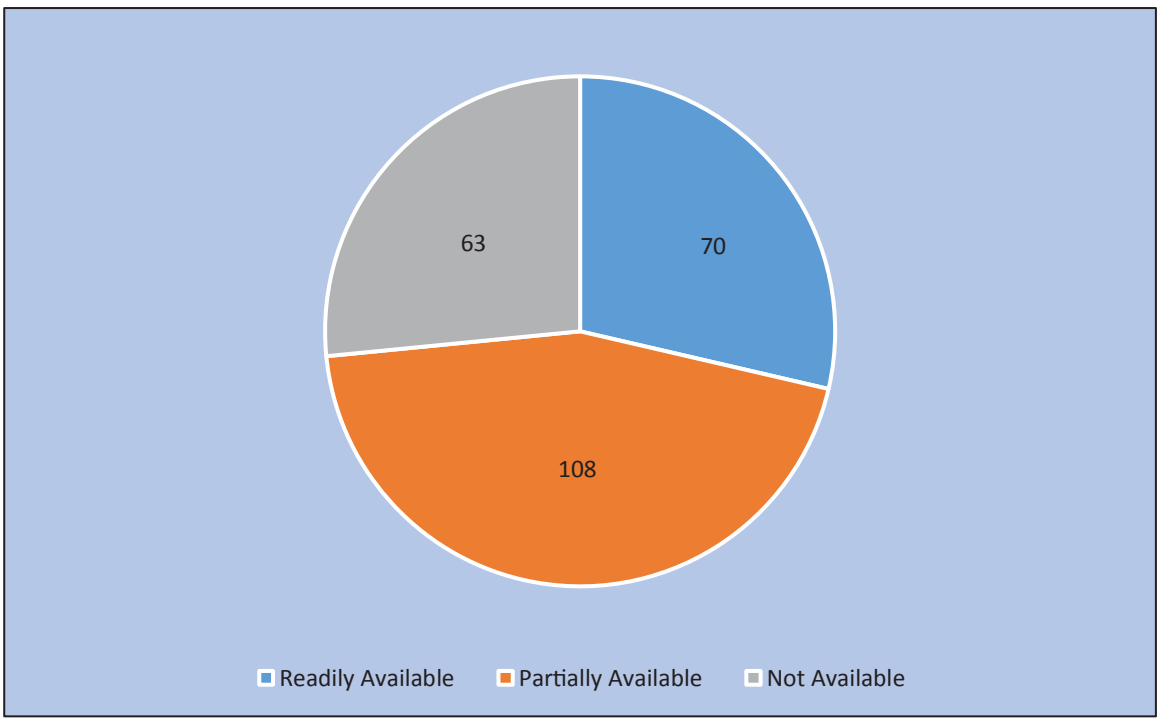

The Figure 2 represents the summary of availability of data to monitor SDGs in the context of Bangladesh. The exercise of SDGs Data Gap Analysis was done with the assistance of all data generating agencies including the National Statistical Organization (NSO) of Bangladesh viz. Bangladesh Bureau of Statistics. The GED study reveals that 70 indicators related data are readily available in the existing system; 63 indicators related data is not available presently; and 108 data is partially available. It can be mentioned that no compulsion has been imposed by the UN Statistical Commission regarding number of indicators a particular country should adopt. The decision of number of indicators is to be used by a country are to be finalized by respective country. But obviously performance evaluations should be adequately representative of overall attainment.

Figure 3: Availability of data (by no. of Indicators) against Sustainable Development Goals (SDG 1 to SDG 17)

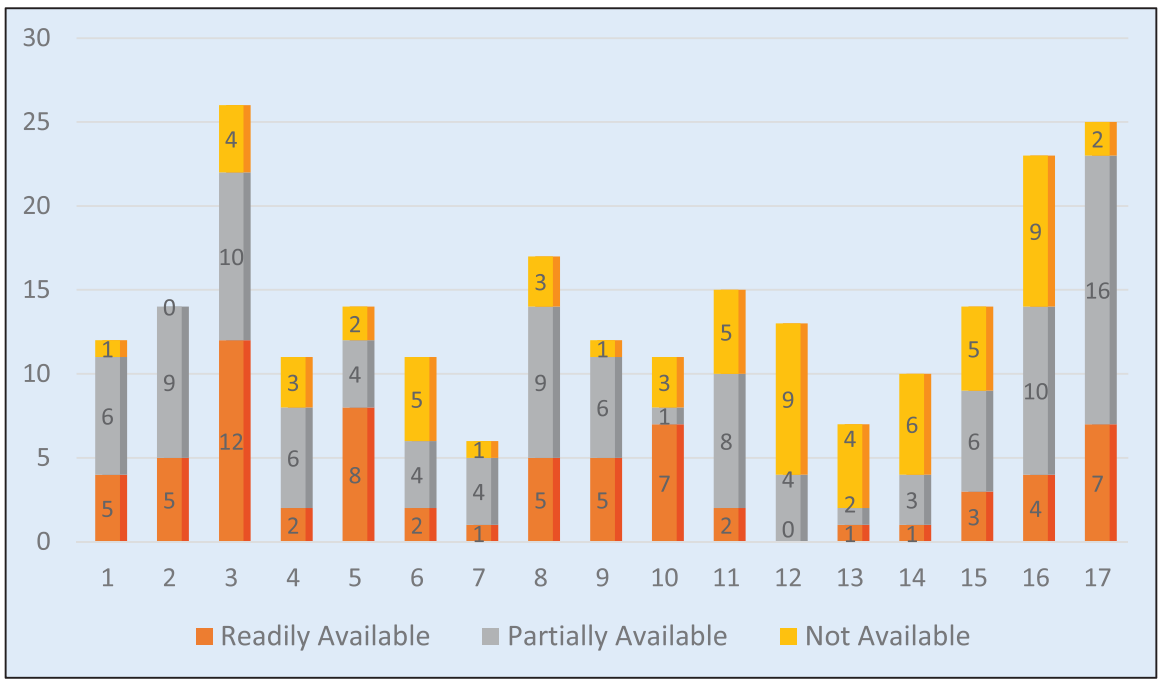

Figure 4: Availability of data (by % of indicators) against Sustainable Development Goals (SDG 1 to SDG 17)

It is clear from Figure 3 and Figure 4 that data availability will be daunting challenge as merely 29% data is readily available in the existing system, and 26% data is not at all available. However, 45% data is partially available meaning that some modification, addition and analysis will be required in the existing census or survey for getting the required result. The challenging for SDG 12 is high as 69% data of this goal related indicators is not available at this moment in our country. SDG 14 will be the next challenging as 60% data related to this goal is also not available. After that, SDG 13, including all climate and environment related goals will be the challenging goals as around 57% data is not available. Moreover, 45% data related to SDG 6, 39% data related to SDG 16, 36% data related to SDG 15 and 33% data related to SDG 11 are not available in the existing data generating system of Bangladesh. With respect to availability of data SDG 2, SDG 1, SDG 7, SDG 9, SDG 5 and SDG 17 are in better position as maximum data related to these goals are either readily available or partially available.

Table 3: The summary of the data availability status of each of the indicators of SDGs

SDGs	Data Availability for the Indicators		
	Readily Available	Partially Available	Not Available
SDG 1- End poverty in all its forms everywhere	1.2.1, 1.5.1, 1.a.1, 1.a.2, 1.b.1 = 5 Ind icators	1.1.1, 1.2.2, 1.3.1, 1.4.1, 1.5.2, 1.5.3 = 6 Indicators	1.4.2 = 1 Indicator
SDG 2- End hunger, achieve food security and improved nutrition and promote sustainable agriculture	2.1.2, 2.2.1, 2.2.2, 2.4.1, 2.b.2 = 5 Indicators	2.1.1, 2.3.1, 2.3.2, 2.5.1, 2.5.2, 2.a.1, 2.a.2, 2.b.1, 2.c.1 = 9 Indicators	= 0 Indicator
SDG 3- Ensure healthy lives and promote well-being for all at all ages	3.1.1, 3.1.2, 3.2.1, 3.2.2, 3.3.1, 3.3.2, 3.3.3, 3.3.4, 3.3.5, 3.7.1, 3.7.2, 3.c.1 = 12 Indicators	3.4.1, 3.4.2, 3.5.1, 3.6.1, 3.8.1, 3.8.2, 3.a.1, 3.b.1, 3.b.2, 3.d.1 = 10 Indicators	3.5.2, 3.9.1, 3.9.2, 3.9.3 = 4 Indicators
SDG 4- Ensure inclusive and equitable quality education and promote lifelong learning opportunities for all	4.6.1, 4.c.1 = 2 Indicators	4.1.1, 4.3.1, 4.4.1, 4.5.1, 4.a.1, 4.b.1 = 6 Indicators	4.2.1, 4.2.2, 4.7.1 = 3 Indicators
SDG 5- Achieve gender equality and empower all women and girls	5.1.1, 5.2.1, 5.2.2, 5.4.1, 5.5.1, 5.6.1, 5.6.2, 5.b.1 = 8 Indicators	5.3.1, 5.5.2, 5.a.2, 5.c.1 = 4 Indicators	5.3.2, 5.a.1 = 2 Indicators

Nine indicators are repeated twice or thrice, which are, i) 7.a.1/13.a.1; ii) 8.4.1/12.2.1; iii) 8.4.2/12.2.2; iv) 10.3.1/16.b.1; v) 10.6.1/16.8.1; vi) 15.7.1/15.c.1; vii) 15.a.1/15.b.1; viii) 1.5.1/11.5.1/13.1.2 and ix) 1.5.3/11.b.2/13.1.1. These are shown in Italic font in Table- 3.

SDGs	Data Availability for the Indicators		
	Readily Available	Partially Available	Not Available
SDG 6- Ensure availability and sustainable management of water and sanitation for all	6.1.1, 6.2.1, = 2 Indicators	6.3.1, 6.4.2, 6.5.2, 6.a.1 = 4 Indicators	6.3.2, 6.4.1, 6.5.1, 6.6.1, 6.b.1 = 5 Indicators
SDG 7- Ensure access to affordable, reliable, sustainable and modern energy for all	7.1.1 = 1 Indicator	7.1.2, 7.2.1, 7.3.1, 7.b.1 = 4 Indicators	7.a.1 = 1 Indicator
SDG 8- Promote sustained, inclusive and sustainable economic growth, full and productive employment and decent work for all	8.1.1, 8.3.1, 8.9.1, 8.10.1, 8.b.1 = 5 Indicators	8.2.1, 8.5.1, 8.5.2, 8.6.1, 8.7.1, 8.8.1, 8.9.2, 8.10.2, 8.a.1 = 9 Indicators	8.4.1, 8.4.2, 8.8.2 = 3 Indicators
SDG 9- Build resilient infrastructure, promote inclusive and sustainable industrialization and foster innovation	9.2.1, 9.2.2, 9.3.1, 9.3.2, 9.b.1 = 5 Indicators	9.1.1, 9.4.1, 9.5.1, 9.5.2, 9.a.1, 9.c.1 = 6 Indicators	9.1.2 = 1 Indicator
SDG 10- Reduce inequality within and among countries	10.1.1, 10.4.1, 10.5.1, 10.7.1, 10.a.1, 10.b.1, 10.c.1 = 7 Indicators	10.2.1 =1 Indicator	10.3.1, 10.6.1, 10.7.2 = 3 Indicators
SDG 11- Make cities and human settlements inclusive, safe, resilient and sustainable	11.1.1, 11.5.1 = 2 Indicators	11.2.1, 11.3.1, 11.4.1, 11.5.2, 11.6.1, 11.7.2, 11.b.2, 11.c.1 = 8 Indicators	11.3.2, 11.6.2, 11.7.1, 11.a.1, 11.b.1 = 5 Indicators
SDG 12- Ensure sustainable consumption and production patterns	= 0 Indicator	12.4.2, 12.7.1, 12.8.1, 12.c.1 = 4 Indicators	12.1.1, 12.2.1, 12.2.2, 12.3.1, 12.4.1, 12.5.1, 12.6.1, 12.a.1, 12.b.1 = 9 Indicators
SDG 13- Take urgent action to combat climate change and its impacts	13.1.2 = 1 Indicator	13.1.1, 13.3.1 = 2 Indicators	13.2.1, 13.3.2, 13.a.1, 13.b.1 = 4 Indicators
SDG 14- Conserve and sustainably use the oceans, seas and marine resources for sustainable development	14.3.1 = 1 Indicator	14.4.1, 14.7.1, 14.a.1 = 3 Indicators	14.1.1, 14.2.1, 14.5.1, 14.6.1, 14.b.1, 14.c.1 = 6 Indicators
SDG 15- Protect, restore and promote sustainable use of terrestrial ecosystems, sustainably manage forests, combat desertification, and halt and reverse land degradation and halt biodiversity loss	15.1.1, 15.5.1, 15.6.1 = 3 Indicators	15.3.1, 15.4.2, 15.7.1, 15.a.1, 15.b.1, 15.c.1 = 6 Indicators	15.1.2, 15.2.1, 15.4.1, 15.8.1, 15.9.1 = 5 Indicators

SDGs	Data Availability for the Indicators		
	Readily Available	Partially Available	Not Available
SDG 16- Promote peaceful and inclusive societies for sustainable development, provide access to justice for all and build effective, accountable and inclusive institutions at all levels	16.1.3, 16.2.3, 16.3.2, 16.6.1 = 4 *Indicators*	16.1.1, 16.1.2, 16.2.2, 16.3.1, 16.4.1, 16.4.2, 16.7.1, 16.9.1, 16.10.2, 16.a.1 = 10 *Indicators*	16.1.4, 16.2.1, 16.5.1, 16.5.2, 16.6.2, 16.7.2, *16.8.1,* 16.10.1, *16.b.1* = 9 *Indicators*
SDG 17 Strengthen the means of implementation and revitalize the Global Partnership for Sustainable Development	17.1.1, 17.1.2, 17.2.1, 17.3.2, 17.4.1, 17.6.2, 17.8.1 = 7 *Indicators*	17.3.1, 17.5.1, 17.6.1, 17.7.1, 17.9.1, 17.10.1, 17.11.1, 17.12.1, 17.13.1, 17.14.1, 17.15.1, 17.17.1, 17.18.2, 17.18.3, 17.19.1, 17.19.2 = 16 *Indicators*	17.16.1, 17.18.1 = 2 *Indicators*
Total Indicators =	**70**	**108**	**63**

Table 3 is the summarized version of the data gap analysis for each of the indicators from all the 17 Goals. This table supplements the figure 3 and figure 4 which were analysed by each SD Goals. This table enlisted all the indicators which are classified as Readily Available, Partially Available and Not Available in terms of data availability in the perspective of Bangladesh by each SD Goal. It can be excerpt from the table that which indicators can be supported with data from the existing data generating system of the country. This table shows the specific indicators by their serial number as approved by the 47th session of United *Nations Statistical Commission.*

Figure 5: Ministries/Divisions responsible for providing SDGs related data for monitoring

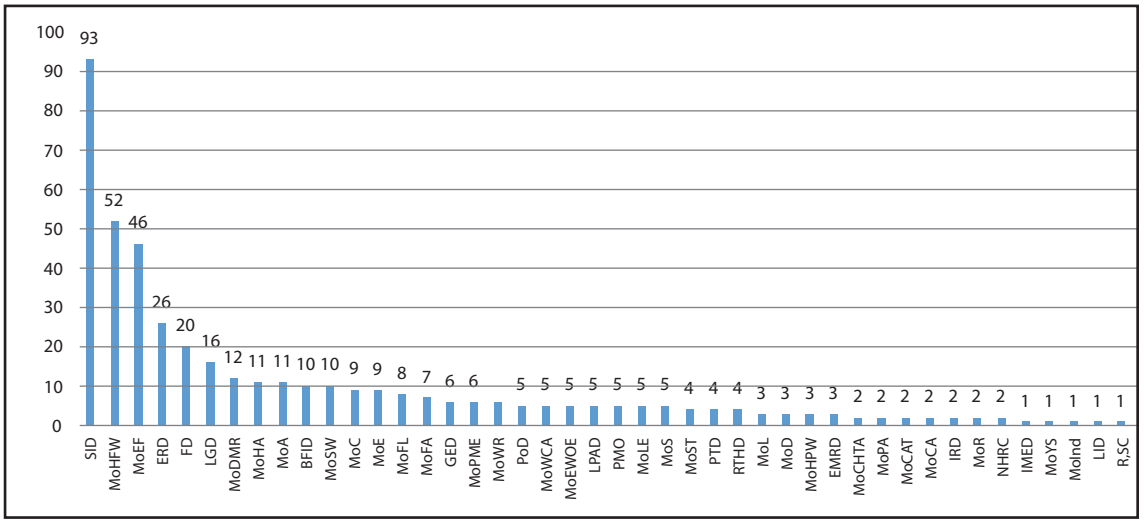

Figure 5 highlights the Ministries/ Divisions/Institutions who will be responsible for providing data for SDGs Indicators. It is evident that Statistics and Informatics Division will play a key role in providing/generating data to monitor SDGs implementation (93). SID will be followed by the Ministry of Health and Family Welfare (52), Ministry of Environment and Forests (46), Economic Relations Division (26), Finance Division (20), Local Government Division (16), Ministry of Disaster Management and Relief (12), Bank and Financial Institutions Division (10), Ministry of Home Affairs (11), Ministry of Agriculture (11), Ministry of Commerce (9), Ministry of Social Welfare (10), Ministry of Education (9), Ministry of Foreign Affairs (7) and General Economics Division (6).

Figure 6: Top 30 Departments/Agencies responsible for providing SDGs related data for monitoring

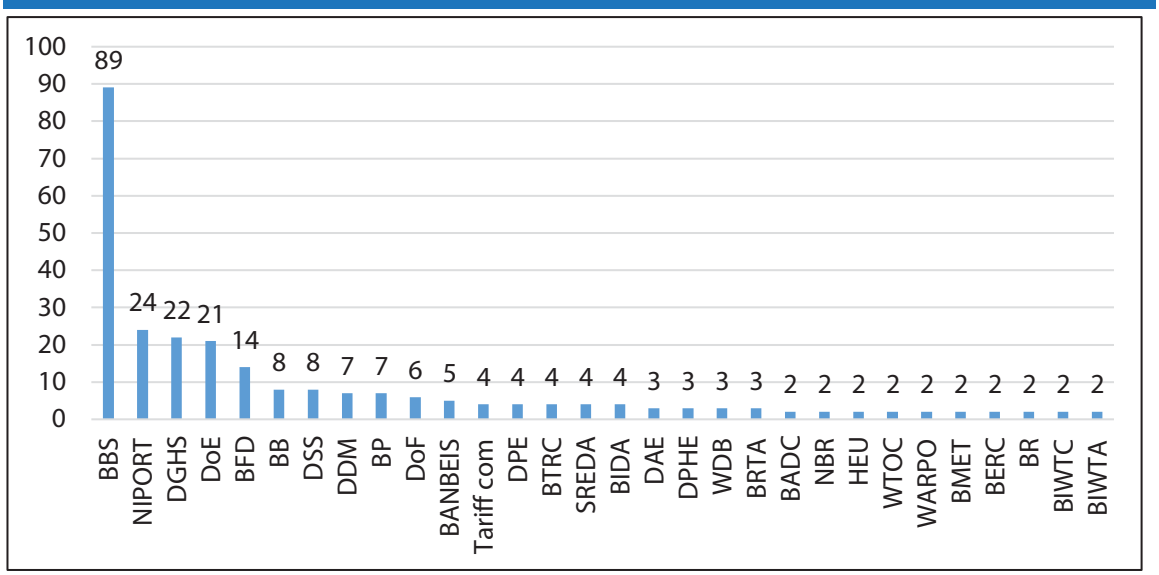

Figure 6 depicts the functional level responsibility of 30 Departments/Agencies under different Ministries/Divisions who will be responsible for timely producing relevant data to monitor the implementation status of SDGs.

It is evident from Figure 6 that Bangladesh Bureau of Statistics (BBS), the National Statistical Organization of Bangladesh, under the Statistics and Informatics Division (SID) will be responsible for producing data related to 89 indicators of SDGs. National Institute of Population Research and Training (NIPORT) under the Ministry of Health and Family Welfare will be responsible for 24 indicators.

Moreover, Directorate General of Health Services (DGHS) under the same ministry will be responsible for 22 indicators. Department of Environment (DoE) under the Ministry of Environment and Forests will be responsible for 21 indicators and Bangladesh Forest Department under the same Ministry will be responsible for 14 indicators.

Bangladesh Bank, the Central Bank of Bangladesh, will be responsible for providing 8 indicators related data. Department of Social Services under the Ministry of Social Welfare will be responsible for generating 7 indicators related data. Both Department of Disaster Management (DDM) under the Ministry of Disaster Management & Relief and Bangladesh Police will be responsible for providing 7 indicators related data.

Department of Fisheries under the Ministry of Fisheries and Livestock will be responsible for generating data related to 6 indicators of SDGs.

As the National Statistical Organization, BBS will take the core responsibility for producing official national statistics. It will not only generate 89 data related to SDGs targets but also spearhead the process of coordination with other data producers of the Government to generate the relevant data timely.

The commitment to 'leave no one behind' has been a key feature of the SDGs and disaggregated level data is the only means to identify who is being left out. It is believed that producing data at disaggregated levels will be challenging but initially efforts have to be given to generate high-quality, timely and reliable data disaggregated primarily by gender, age, income and geographic location.

As administrative data will be used in monitoring the implementation of SDGs, the NSO has to establish a framework with the relevant Ministries/Divisions about the availability, authenticity and reliability of administrative data.

Globally enhancing capacity for data generation through financing, technology, logistics and human capital has been identified as challenge and these have to be resolved through a coordinated manner to get better outcomes. Following the Statistics Act 2013, if any non-government entity wants to generate data in areas related to SDGs, BBS will encourage them.

Lastly, there is no readily available data for indicator measuring SDG 12. And this goal also has least relevance at this stage of development trajectory of Bangladesh.

#1: End
poverty in all
its forms
everywhere

Chapter 1

Mapping of Indicators by data availability on Goal 1: End poverty in all its forms everywhere

Data Gap Analysis for Each of the Indicators for Tracking SDG 1: No Poverty

Sustainable Development Goals followed by Targets	Lead Ministries/ Divisions	Associate Ministries/ Divisions	Proposed Global Indicators for Performance Measurement	Status of Data Availability	Relevant Ministry/Division/Agency to Generate/Provide Data	Remarks
1	2	3	4	5	6	7
Target 1.1 By 2030, eradicate extreme poverty for all people everywhere, currently measured as people living on less than $1.25 a day	*Lead:* CD (leading the NSSS); *Co-Lead:* GED (as NPFP)	BFID (BB); ERD; FD; LGD; MoA; MoCHTA; MoDMR; MoEWOE; MoF; MoFL; MoInd; MoLE; MoLWA; MoSW; MoWCA; MoYS; PMO; RDCD; SID	1.1.1 Proportion of population below the international poverty line, by sex, age, employment status and geographical location (urban/rural)	Partially Available	BBS (HIES), SID	• Age, employment status segregation is not available now • Welfare Monitoring Survey 2017-18 • Next HIES in 2019 with modification
1.2 By 2030, reduce at least by half the proportion of men, women and children of all ages living in poverty in all its dimensions according to	*Lead:* CD (leading the NSSS); *Co-Lead:* GED (as	ERD; FD; LGD; MoA; MoCHTA; MoDMR; MoEWOE; MoF; MoFL;	1.2.1 Proportion of population living below the national poverty line, by sex and age	Readily Available	BBS (HIES), SID	

Sustainable Development Goals followed by Targets	Lead Ministries/ Divisions	Associate Ministries/ Divisions	Proposed Global Indicators for Performance Measurement	Status of Data Availability	Relevant Ministry/Division/Agency to Generate/Provide Data	Remarks
1	2	3	4	5	6	7
national definitions	NPFP)	MoHFW; MoInd; MoLE; MoRA; MoSW; MoWCA; MoYS; PMO; RDCD; SID				
	Lead: CD (leading the NSSS); *Co-Lead:* GED (as NPFP)	ERD; FD; LGD; MoA; MoCHTA; MoDMR; MoEWOE; MoF; MoFL; MoHFW; MoInd; MoLE; MoRA; MoSW; MoWCA; MoYS; PMO; RDCD; SID	1.2.2 Proportion of men, women and children of all ages living in poverty in all its dimensions according to national definitions	Partially Available	BBS (HIES), SID	• Welfare Monitoring Survey 2017-18 • Next HIES in 2019 with modification
1.3 Implement nationally appropriate social protection systems and measures for all, including floors, and by 2030 achieve substantial coverage of the poor and the vulnerable	*Lead:* CD (leading the NSSS); *Co-Lead:* GED (as NPFP)	BFID (BB); FD; ICTD; LGD; MoA; MoCA; MoCHTA; MoDMR; MoE; MoEWOE; MoF; MoFL; MoHFW; MoLE; MoLWA; MoPME; MoSW; MoWCA; MoYS; RDCD; SID	1.3.1 Proportion of population covered by social protection floors/systems, by sex, distinguishing children, unemployed persons, older persons, persons with disabilities, pregnant women, new-borns, work-injury victims and the poor and the vulnerable	Partially Available	a) BBS (HIES), SID b) BBS (National Household Database (NHD)), SID c) DIS (Disability Information System Database) of Department of Social Services (DSS), MoSW	Floor means Social Protection Floor as suggested in National Social Security Strategy (NSSS), 2015

Sustainable Development Goals followed by Targets	Lead Ministries/ Divisions	Associate Ministries/ Divisions	Proposed Global Indicators for Performance Measurement	Status of Data Availability	Relevant Ministry/Division/Agency to Generate/Provide Data	Remarks
1	2	3	4	5	6	7
1.4 By 2030, ensure that all men and women, in particular the poor and the vulnerable, have equal rights to economic resources, as well as access to basic services, ownership and control over land and other forms of property, inheritance, natural resources, appropriate new technology and financial services, including microfinance	*Lead:* CD *Co-Lead:* RDCD	BFID (BB); FD; ICTD; LGD; LJD; LPAD; MoA; MoCHTA; MoEF; MoEWOE; MoFL; MoInd; MoL; MoLWA; MoWCA; MoWR; MoYS; SID	1.4.1 Proportion of population living in households with access to basic services	Partially Available	a) BBS (National Household Database (NHD)); SID b) BBS (HIES), SID c) MRA, BFID	Effective coverage of basic social services as well as financial coverage (by MRA) can be produced.
	Lead: CD *Co-Lead:* RDCD	BFID (BB); FD; ICTD; LJD; LPAD; LGD; MoA; MoEF; MoFL; MoL; MoWR; MoYS; MoEWOE; MoWCA; MoInd; MoCHTA; MoLWA; SID	1.4.2 Proportion of total adult population with secure tenure rights to land, with legally recognized documentation and who perceive their rights to land as secure, by sex and by type of tenure	Not Available	a) BBS (Agriculture census), SID b) MoL	Next Agriculture census 2018 will cover the issue
1.5 By 2030, build the resilience of the poor and those in vulnerable situations and reduce their exposure and vulnerability to climate-related extreme events and other economic, social and environmental shocks and	*Lead:* MoEF *Co-Lead:* MoDMR	BFID (BB); LGD; MoA; MoE; MoEWOE; MoF; MoFL; MoHA; MoHFW; MoInf; MoLWA; MoSW;	1.5.1 Number of deaths, missing persons and persons affected by disaster per 100,000 people	Readily Available	a) DDM, MoDMR b) BBS (ICCHL), SID c) MIS, DGHS, MoHFW d) BFD, MoEF	● Death/Missing due to effect of disaster need to be incorporated in ICCHL survey ● The denominator should be confirmed in the data sources and methodology which

Sustainable Development Goals followed by Targets	Lead Ministries/ Divisions	Associate Ministries/ Divisions	Proposed Global Indicators for Performance Measurement	Status of Data Availability	Relevant Ministry/Division/Agency to Generate/Provide Data	Remarks
1	2	3	4	5	6	7
disasters		MoWCA; MoWR; PTD; SID				can be followed from UN proposed metadata. ● *13.1.2, 1.5.1 and 11.5.1 are same indicator*
	Lead: MoEF *Co-Lead:* MoDMR	BFID (BB); LGD; MoA MoE; MoEWOE; MoF; MoFL, MoHA; MoHFW; MoInf; MoLWA; MoSW; MoWCA; MoWR; PTD; SID	1.5.2 Direct disaster economic loss in relation to global gross domestic product (GDP)	Partially Available	a) BBS, SID b) DDM, MoDMR	● BBS, SID will have to calculate the indicator on available data ● 1.5.2 and 11.5.2 are same indicator
	Lead: MoEF *Co-Lead:* MoDMR	BFID (BB); LGD; MoA MoE; MoEWOE; MoF; MoFL, MoHA; MoHFW; MoSW; MoInf; MoLWA; MoWCA; MoWR; PTD; SID	1.5.3 Number of countries with national and local disaster risk reduction strategies	Partially Available	DDM, MoDMR	● Yes/No Indicator for International Comparison ● Disaster management related data are available but not sure about risk reduction strategies. ● UN will compare with other countries. ● *Indicator 1.5.3, 11.b.2 and 13.1.1 are the same indicator.*

Sustainable Development Goals followed by Targets	Lead Ministries/ Divisions	Associate Ministries/ Divisions	Proposed Global Indicators for Performance Measurement	Status of Data Availability	Relevant Ministry/Division/Agency to Generate/Provide Data	Remarks
1	2	3	4	5	6	7
1.a Ensure significant mobilization of resources from a variety of sources, including through enhanced development cooperation, in order to provide adequate and predictable means for developing countries, in particular least developed countries, to implement programmes and policies to end poverty in all its dimensions	*Lead:* FD	ERD; GED; IRD; MoFA; Prog.Div.	1.a.1 Proportion of resources allocated by the government directly to poverty reduction programmes	Readily Available	a) FD b) Programme Division	
	Lead: FD	CD; GED; MoE; MoHFW; MoPME	1.a.2 Proportion of total government spending on essential services (education, health and social protection)	Readily Available	FD	
1.b Create sound policy frameworks at the national, regional and international levels, based on pro-poor and gender-sensitive development strategies, to support accelerated investment in poverty eradication actions	*Lead:* GED	BFID (BB); ERD; FD; MoEF; MoFA	1.b.1 Proportion of government recurrent and capital spending to sectors that disproportionately benefit women, the poor and vulnerable groups	Readily Available	FD	

#2: End hunger, achieve food security and improved nutrition and promote sustainable agriculture

Chapter 2

Mapping of Indicators by data availability on Goal 2: End hunger, achieve food security and improved nutrition and promote sustainable agriculture

Data Gap Analysis for Each of the Indicators for Tracking SDG 2: Zero Hunger

Sustainable Development Goals followed by Targets	Lead Ministries/ Divisions	Associate Ministries/ Divisions	Proposed Global Indicators for Performance Measurement	Status of Data Availability	Relevant Ministry/Division/Agency to Generate/Provide Data	Remarks
1	2	3	4	5	6	7
2.1 By 2030, end hunger and ensure access by all people, in particular the poor and people in vulnerable situations, including infants, to safe, nutritious and sufficient food all year round	*Lead:* MoA; *Co-Lead:* MoFL *Co-Lead:* MoF	MoDMR; MoE; MoHFW; MoInd; MoInf; MoPME; MoWCA; SID	2.1.1 Prevalence of under-nourishment	Partially Available	a) BBS (HIES), SID b) BBS (FSNSP), SID c) NIPORT (BDHS), MoHFW d) DGHS ((NNS), MoHFW	• National Nutritional Service (NNS) may have yearly data • HIES can calculate the data as suggested by FAO formula in metadata
	Lead: MoA; *Co-Lead:* MoFL *Co-Lead:* MoF	MoDMR; MoE; MoHFW; MoInd; MoInf; MoPME; MoWCA; SID	2.1.2 Prevalence of moderate or severe food insecurity in the population, based on the Food Insecurity Experience Scale (FIES)	Readily Available	a) BBS (FSNSP), SID b) NIPORT (BDHS), MoHFW	
2.2 By 2030, end all forms of malnutrition, including achieving, by 2025, the internationally agreed targets on stunting and wasting in	*Lead:* MoHFW *Co-Lead:* MoF	MoA; MoDMR; MoE; MoFL; MoInd; MoInf; MoPME; MoSW;	2.2.1 Prevalence of stunting (height for age <-2 standard deviation from the median of the World Health Organization (WHO) Child Growth	Readily Available	a) BBS (FSNSP), SID b) NIPORT (BDHS), MoHFW c) BBS (MICS), SID d) BBS (CMNS), SID	

Sustainable Development Goals followed by Targets	Lead Ministries/ Divisions	Associate Ministries/ Divisions	Proposed Global Indicators for Performance Measurement	Status of Data Availability	Relevant Ministry/Division/Agency to Generate/Provide Data	Remarks
1	2	3	4	5	6	7
children under 5 years of age, and address the nutritional needs of adolescent girls, pregnant and lactating women and older persons		MoWCA; SID	Standards) among children under 5 years of age			
	Lead: MoHFW *Co-Lead:* MoF	MoA; MoDMR; MoE; MoFL; MoInd; MoInf; MoPME; MoSW; MoWCA; SID	2.2.2 Prevalence of malnutrition (weight for height >+2 or <-2 standard deviation from the median of the WHO Child Growth Standards) among children under 5 years of age, by type (wasting and overweight)	Readily Available	a) BBS (FSNSP), SID b) NIPORT (BDHS), MoHFW c) BBS (MICS), SID d) BBS (CMNS), SID	
2.3 By 2030, double the agricultural productivity and incomes of small-scale food producers, in particular women, indigenous peoples, family farmers, pastoralists and fishers, including through secure and equal access to land, other productive resources and inputs, knowledge, financial services, markets and opportunities for value addition and non-farm employment	*Lead:* MoA; *Co-Lead:* MoFL	BFID (BB); FD; LGD; MoCHTA; MoDMR; MoEF; MoF; MoHFW; MoInd (SMEF); MoL; MoSW; MoWCA	2.3.1 Volume of production per labour unit by classes of farming/pastoral/forestry enterprise size	Partially Available	a) DAE, MoA b) BADC, MoA c) BFD, MoEF	DAE can provide partial data and needs to incorporate BBS (Agri. Wing). However, segregated by classes of farming/pastoral/forestry will be required.
	Lead: MoInd	MoA; MoE; MoFL; SID	2.3.2 Average income of small-scale food producers, by sex and indigenous status	Partially Available	BBS (SME Survey), SID	SME survey needs to be modified.

Sustainable Development Goals followed by Targets	Lead Ministries/ Divisions	Associate Ministries/ Divisions	Proposed Global Indicators for Performance Measurement	Status of Data Availability	Relevant Ministry/Division/Agency to Generate/Provide Data	Remarks
1	2	3	4	5	6	7
2.4 By 2030, ensure sustainable food production systems and implement resilient agricultural practices that increase productivity and production, that help maintain ecosystems, that strengthen capacity for adaptation to climate change, extreme weather, drought, flooding and other disasters and that progressively improve land and soil quality	*Lead:* MoA	LGD; MoDMR; MoEF; MoF; MoInd; MoL; MoWR; SID	2.4.1 Proportion of agricultural area under productive and sustainable agriculture	Readily Available	a) Agri Wing, BBS, SID b) DAE, MoA	DAE can provide partial Data.
2.5 By 2020, maintain the genetic diversity of seeds, cultivated plants and farmed and domesticated animals and their related wild species, including through soundly managed and diversified seed and plant banks at the national, regional and international levels, and promote access to and fair and equitable sharing of benefits arising from the utilization of genetic resources and associated traditional knowledge, as internationally agreed	*Lead:* MoA *Co-Lead:* MoFL	MoC; MoEF; MoFA	2.5.1 Number of plant and animal genetic resources for food and agriculture secured in either medium or long-term conservation facilities	Partially Available	a) MoA b) MoFL c) MoST	• Only crop data is available whereas others are required to be accumulated. • MoST is going to take a project on conservation of plant and animal genetic resources, which will produce the data for this indicator • National Plant Genetic Resources Institute should be established

Sustainable Development Goals followed by Targets	Lead Ministries/ Divisions	Associate Ministries/ Divisions	Proposed Global Indicators for Performance Measurement	Status of Data Availability	Relevant Ministry/Division/Agency to Generate/Provide Data	Remarks
1	2	3	4	5	6	7
	Lead: MoA *Co-Lead:* MoFL	MoC; MoEF; MoFA	2.5.2 Proportion of local breeds classified as being at risk, not-at-risk or at unknown level of risk of extinction	Partially Available	a) BARI, MoA b) MoFL	A proxy variable is suggested as "Number of extinct local varieties"
2.a Increase investment, including through enhanced international cooperation, in rural infrastructure, agricultural research and extension services, technology development and plant and livestock gene banks in order to enhance agricultural productive capacity in developing countries, in particular least developed countries	*Lead:* MoA	ERD; FD; GED; LGD; MoFA; MoFL; Prog.Div.	2.a.1 The Agriculture Orientation Index (AOI) for Government Expenditures	Partially Available	GED	AOI can be calculated at GED at monitoring level using the data available
	Lead: ERD	LGD; MoA; MoFL	2.a.2 Total official flows (official development assistance plus other official flows) to the agriculture sector	Partially Available	ERD	• ERD has to segregate the ODA and other external resource flows as per the SDG indicators • ERD may also check for private sector data source if not reported to ERD
2.b Correct and prevent trade restrictions and distortions in world agricultural markets, including through the parallel elimination of all forms of	*Lead:* MoC	FD; MoA; MoFA; MoFL	2.b.1 Producer Support Estimate	Partially Available	a) Tariff Commission, MoC b) FD c) BFID (BB)	Tariff Commission, MoC can calculate this indicator using the formula suggested by metadata

Sustainable Development Goals followed by Targets	Lead Ministries/ Divisions	Associate Ministries/ Divisions	Proposed Global Indicators for Performance Measurement	Status of Data Availability	Relevant Ministry/Division/Agency to Generate/Provide Data	Remarks
1	2	3	4	5	6	7
agricultural export subsidies and all export measures with equivalent effect, in accordance with the mandate of the Doha Development Round						
	Lead: FD	MoA; MoC	2.b.2 Agricultural Export Subsidies	Readily Available	a) MoC b) FD c) BFID (BB)	
2.c Adopt measures to ensure the proper functioning of food commodity markets and their derivatives and facilitate timely access to market information, including on food reserves, in order to help limit extreme food price volatility	*Lead:* MoC *Co-Lead:* MoF	MoInf; MoPA; SID	2.c.1 Indicator of food price anomalies	Partially Available	a) Prices and Wages Section, NAW, BBS, SID b) Bangladesh Tariff Commission, MoC	Prices and Wages Section, NAW, BBS can calculate this indicator using the available commodity price as collected for CPI measures

#3: Ensure healthy lives and promote well-being for all at all ages

Chapter 3

Mapping of Indicators by data availability on Goal 3: Ensure healthy lives and promote well-being for all at all ages

Data Gap Analysis for Each of the Indicators for Tracking SDG 3: Good Health and Well-Being

Sustainable Development Goals followed by Targets	Lead Ministries/ Divisions	Associate Ministries/ Divisions	Proposed Global Indicators for Performance Measurement	Status of Data Availability	Relevant Ministry/Division/Agency to Generate/Provide Data	Remarks
1	2	3	4	5	6	7
3.1 By 2030, reduce the global maternal mortality ratio to less than 70 per 100,000 live births	*Lead:* MoHFW	LGD; MoInf; MoSW; MoWCA; SID	3.1.1 Maternal mortality ratio	Readily Available	a) BBS (SVRS), SID b) NIPORT (BMMS), MoHFW	
	Lead: MoHFW	LGD; MoInf; SID	3.1.2 Proportion of births attended by skilled health personnel	Readily Available	a) BBS (MICS), SID b) NIPORT (BDHS), MoHFW c) NIPORT (UESD), MoHFW	
3.2 By 2030, end preventable deaths of new-borns and children under 5 years of age, with all countries aiming to reduce neonatal mortality to at least as low as 12 per 1,000 live births and under 5 mortality to at least as low as 25 per 1,000 live births	*Lead:* MoHFW	MoInd; MoInf; MoPME; MoWCA; SID	3.2.1 Under-five mortality rate	Readily Available	a) BBS (SVRS), SID b) NIPORT (BDHS), MoHFW	
	Lead:	LGD; MoInf; MoWCA; SID	3.2.2 Neonatal mortality rate	Readily Available	a) BBS (SVRS), SID	

Sustainable Development Goals followed by Targets	Lead Ministries/ Divisions	Associate Ministries/ Divisions	Proposed Global Indicators for Performance Measurement	Status of Data Availability	Relevant Ministry/Division/Agency to Generate/Provide Data	Remarks
1	2	3	4	5	6	7
	MoHFW				b) NIPORT (BDHS), MoHFW	
3.3 By 2030, end the epidemics of AIDS, tuberculosis, malaria and neglected tropical diseases and combat hepatitis, water-borne diseases and other communicable diseases	*Lead:* MoHFW	MoE; MoFL MoInf; MoPME; MoYS	3.3.1 Number of new HIV infections per 1,000 uninfected population, by sex, age and key populations	Readily Available	a) DGHS (NASP), MoHFW b) IEDCR, MoHFW c) NIPORT, MoHFW	
	Lead: MoHFW	MoE; MoInf; SID	3.3.2 Tuberculosis incidence per 1,000 population	Readily Available	a) BBS (HMSS), SID b) NTP, DGHS, MoHFW c) NIPORT, MoHFW	
	Lead: MoHFW	MoInf; SID	3.3.3 Malaria incidence per 1,000 population	Readily Available	a) BBS (HMSS), SID b) MCP, DGHS, MoHFW c) NIPORT, MoHFW	
	Lead: MoHFW	MoInf; SID	3.3.4 Hepatitis B incidence per 100,000 population	Readily Available	a) BBS (HMSS), SID b) CDC Unit, DGHS, MoHFW c) NIPORT, MoHFW	
	Lead: MoHFW	MoE; MoInf	3.3.5 Number of people requiring interventions against neglected tropical diseases	Readily Available	a) CDC Unit, DGHS, MoHFW b) NIPORT, MoHFW	
3.4 By 2030, reduce by one third premature mortality from non-communicable diseases through prevention and treatment and promote mental health and well-being	*Lead:* MoHFW	MoE; MoInf; MoWCA; SID	3.4.1 Mortality rate attributed to cardiovascular disease, cancer, diabetes or chronic respiratory disease	Partially Available	a) NCDC Unit, DGHS, MoHFW b) MIS, DGHS, MoHFW c) BBS (SVRS), SID d) NIPORT, MoHFW	SVRS raw data can generate data for this indicator
	Lead: MoHFW	MoHA; MoInf; MoRA; MoYS; SID	3.4.2 Suicide mortality rate	Partially Available	a) BP, MoHA b) NIPORT, MoHFW	BP has to calculate using administrative data
3.5 Strengthen the prevention	*Lead:*	MoHFW; MoInf;	3.5.1 Coverage of treatment	Partially Available	a) Dept. of Narcotics	MIS of DGHS may

Sustainable Development Goals followed by Targets	Lead Ministries/ Divisions	Associate Ministries/ Divisions	Proposed Global Indicators for Performance Measurement	Status of Data Availability	Relevant Ministry/Division/Agency to Generate/Provide Data	Remarks
1	2	3	4	5	6	7
and treatment of substance abuse, including narcotic drug abuse and harmful use of alcohol	MoHA	MoRA; MoYS	interventions (pharmacological, psychosocial and rehabilitation and aftercare services) for substance use disorders		Control, MoHA b) MIS, DGHS, MoHFW	generate and compile data from different sources (including NGOs)
	Lead: MoHA	MoHFW; MoInf; MoRA; MoYS	3.5.2 Harmful use of alcohol, defined according to the national context as alcohol per capita consumption (aged 15 years and older) within a calendar year in litres of pure alcohol			Data is not available. Proxy variable can be thought of.
3.6 By 2020, halve the number of global deaths and injuries from road traffic accidents	*Lead:* RTHD	BD; CD; LGD; MoE; MoHA; MoHFW; MoInf; MoPME	3.6.1 Death rate due to road traffic injuries	Partially Available	a) BP, MoHA b) MIS, DGHS, MoHFW c) BRTA, RTHD	• Bangladesh Police and/or MIS, DGHS may calculate using administrative data • RTHD suggests BRTA would collect Data for spot death from BP and aftermath death information from DGHS and produce final data for this indicator.
3.7 By 2030, ensure universal access to sexual and reproductive health-care services, including for family planning, information and education, and the integration of reproductive health into national strategies and programmes	*Lead:* MoHFW	LGD; MoE; MoInf; MoLE; MoRA; SID	3.7.1 Proportion of women of reproductive age (aged 15-49 years) who have their need for family planning satisfied with modern methods	Readily Available	a) BBS (SVRS), SID b) NIPORT (BDHS), MoHFW c) BBS (MICS), SID d) MIS, DGFP, MoHFW	

Sustainable Development Goals followed by Targets	Lead Ministries/ Divisions	Associate Ministries/ Divisions	Proposed Global Indicators for Performance Measurement	Status of Data Availability	Relevant Ministry/Division/Agency to Generate/Provide Data	Remarks
1	2	3	4	5	6	7
	Lead: MoHFW	LGD; MoInf; MoWCA; SID	3.7.2 Adolescent birth rate (aged 10-14 years; aged 15-19 years) per 1,000 women in that age group	Readily Available	a) BBS (SVRS), SID b) NIPORT (BDHS), MoHFW	
3.8 Achieve universal health coverage, including financial risk protection, access to quality essential health-care services and access to safe, effective, quality and affordable essential medicines and vaccines for all	*Lead:* MoHFW	BFID (IDRA); LGD; MoC; MoInd (BAB); MoST (BAEC); MoSW; MoWCA	3.8.1 Coverage of essential health services (defined as the average coverage of essential services based on tracer interventions that include reproductive, maternal, new-born and child health, infectious diseases, non-communicable diseases and service capacity and access, among the general and the most disadvantaged population)	Partially Available	a) DGHS, MoHFW b) NIPORT (BDHS), MoHFW c) HEU, MoHFW	BBS will work with HEU for this indicator.
	Lead: MoHFW	BFID; SID	3.8.2 Number of people covered by health insurance or a public health system per 1,000 population	Partially Available	HEU, MoHFW	BBS has started work with HEU
3.9 By 2030, substantially reduce the number of deaths and illnesses from hazardous chemicals and air, water and soil pollution and contamination	*Lead:* MoEF	MoHFW; MoLE; SID	3.9.1 Mortality rate attributed to household and ambient air pollution	Not Available	a) DGHS, MoHFW b) Inspection for Factories and Establishments, MoLE c) NIPORT, MoHFW	Proxy indicator to be developed if required
	Lead: LGD	MoEF; MoHFW; MoInf; MoPME	3.9.2 Mortality rate attributed to unsafe water, unsafe sanitation and lack of hygiene (exposure to unsafe Water, Sanitation and Hygiene for All (WASH) services)	Not Available	a) DGHS, MoHFW b) NIPORT, MoHFW	Proxy indicator can be adopted too (Diarrhoeal death)

Sustainable Development Goals followed by Targets	Lead Ministries/ Divisions	Associate Ministries/ Divisions	Proposed Global Indicators for Performance Measurement	Status of Data Availability	Relevant Ministry/Division/Agency to Generate/Provide Data	Remarks
1	2	3	4	5	6	7
	Lead: MoHFW	MoInf; MoRA	3.9.3 Mortality rate attributed to unintentional poisoning	Not Available	a) DGHS, MoHFW b) NIPORT, MoHFW	Proxy indicator may be required
3.a Strengthen the implementation of the World Health Organization Framework Convention on Tobacco Control in all countries, as appropriate	*Lead:* MoHFW	MoInf; MoHA	3.a.1 Age-standardized prevalence of current tobacco use among persons aged 15 years and older	Partially Available	MoHFW	National Tobacco Programme Prevalence Survey of MoHFW can generate this data
3.b Support the research and development of vaccines and medicines for the communicable and non-communicable diseases that primarily affect developing countries, provide access to affordable essential medicines and vaccines, in accordance with the Doha Declaration on the TRIPS Agreement and Public Health, which affirms the right of developing countries to use to the full the provisions in the Agreement on Trade-Related Aspects of Intellectual Property Rights regarding flexibilities to protect public health, and, in particular, provide access to medicines for all	*Lead:* MoHFW	MoC; MoFA	3.b.1 Proportion of the population with access to affordable medicines and vaccines on a sustainable basis	Partially Available	DGHS, MoHFW	• Proxy indicator to be developed (EPI, Hospital Service) • This indicator can be integrated in existing health related survey

Sustainable Development Goals followed by Targets	Lead Ministries/ Divisions	Associate Ministries/ Divisions	Proposed Global Indicators for Performance Measurement	Status of Data Availability	Relevant Ministry/Division/Agency to Generate/Provide Data	Remarks
1	2	3	4	5	6	7
	Lead: ERD	FD; MoHFW	3.b.2 Total net official development assistance to medical research and basic health sectors	Partially Available	a) ERD b) MoHFW	ERD has to segregate the ODA and other external resource flows as per the SDG indicators
3.c Substantially increase health financing and the recruitment, development, training and retention of the health workforce in developing countries, especially in least developed countries and small island developing States	*Lead:* MoHFW	BFID (BB); ERD; FD; MoPA; Prog.Div.; SEID	3.c.1 Health worker density and distribution	Readily Available	MIS, DGHS, MoHFW	
3.d Strengthen the capacity of all countries, in particular developing countries, for early warning, risk reduction and management of national and global health risks	*Lead:* MoHFW *Co-Lead:* LGD	ERD; MoFA; MoInd; MoInf	3.d.1 International Health Regulations (IHR) capacity and health emergency preparedness	Partially Available	a) NHCMC&CR, DGHS, MoHFW b) NCDC Unit, DGHS, MoHFW c) IEDCR, DGHS, MoHFW	IEDCR can generate data for this indicator using their surveillance and assessment.

#4: Ensure inclusive and equitable quality education and promote lifelong learning opportunities for all

Chapter 4

Mapping of Indicators by data availability on Goal 4: Ensure inclusive and equitable quality education and promote lifelong learning opportunities for all

Data Gap Analysis for Each of the Indicators for Tracking SDG 4: Quality Education

Sustainable Development Goals followed by Targets	Lead Ministries/ Divisions	Associate Ministries/ Divisions	Proposed Global Indicators for Performance Measurement	Status of Data Availability	Relevant Ministry/Division/Agency to Generate/Provide Data	Remarks
1	2	3	4	5	6	7
4.1 By 2030, ensure that all girls and boys complete free, equitable and quality primary and secondary education leading to relevant and effective learning outcomes	*Lead:* MoPME; *Co-Lead:* MoE	LGD; MoHFW; MoInf; MoRA; MoSW; MoWCA; MoYS; SID	4.1.1 Proportion of children and young people: (a) in grades 2/3; (b) at the end of primary; and (c) at the end of lower secondary achieving at least a minimum proficiency level in (i) reading and (ii) mathematics, by sex	Partially Available	a) BBS (LAS), SID b) DPE, MoPME (Annual Primary School Census – APSC) c) BANBEIS, MoE	• BBS has already included reading, writing and mathematics to measure the functional literacy as per guideline of UNESCO in LAS 2008 & 2011. Next LAS will be conducted in 2017. For this indicator LAS (BBS) may be the primary source of this data. • BANBEIS may include reading and mathematics issues in their survey

Sustainable Development Goals followed by Targets	Lead Ministries/ Divisions	Associate Ministries/ Divisions	Proposed Global Indicators for Performance Measurement	Status of Data Availability	Relevant Ministry/Division/Agency to Generate/Provide Data	Remarks
1	2	3	4	5	6	7
						questionnaire to measure this indicator with segregation
4.2 By 2030, ensure that all girls and boys have access to quality early childhood development, care and pre-primary education so that they are ready for primary education	*Lead:* MoPME *Co- Lead:* MoHFW	LGD; MoRA; MoSW; MoWCA	4.2.1 Proportion of children under 5 years of age who are developmentally on track in health, learning and psychosocial well-being, by sex	Not Available		This issue should be included in education related survey of BBS or BANBEIS
	Lead: MoPME	LGD; MoInf; MoRA	4.2.2 Participation rate in organized learning (one year before the official primary entry age), by sex	Not Available		Education Survey of BBS or BANBEIS can include this issue
4.3 By 2030, ensure equal access for all women and men to affordable and quality technical, vocational and tertiary education, including university	*Lead:* MoE	FD; MoEWOE; MoInd (BITAC); MoLE; MoTJ; MoWCA; MoYS; SID	4.3.1 Participation rate of youth and adults in formal and non-formal education and training in the previous 12 months, by sex	Partially Available	a) BBS (LAS), SID b) BANBEIS, MoE (Annual Education Survey (tertiary & vocational))	Frequency of LAS may be increased
4.4 By 2030, substantially increase the number of youth and adults who have relevant skills, including technical and vocational skills, for employment, decent jobs and entrepreneurship	*Lead:* MoE	BFID (BB); FD; ICTD; MoEWOE; MoInd; MoInf; MoLE; MoYS	4.4.1 Proportion of youth and adults with information and communications technology (ICT) skills, by type of skill	Partially Available	a) BBS (LAS), SID b) BBS (ICT Use Survey), SID c) MIS, Department of Youth Development, MoYS	• Data Source should be BBS (LAS) from next survey in 2017 as this data will be included in the 2017 survey • BBS (ICT Use Survey) should be included as a reliable source of time series quality data to avoid duplicate count in administrative data.

Sustainable Development Goals followed by Targets	Lead Ministries/ Divisions	Associate Ministries/ Divisions	Proposed Global Indicators for Performance Measurement	Status of Data Availability	Relevant Ministry/Division/Agency to Generate/Provide Data	Remarks
1	2	3	4	5	6	7
						• Department of Youth Development, MoYS will have to segregate data according to type of skill
4.5 By 2030, eliminate gender disparities in education and ensure equal access to all levels of education and vocational training for the vulnerable, including persons with disabilities, indigenous peoples and children in vulnerable situations	*Lead:* MoE; *Co-Lead:* MoPME; *Co-Lead:* MoSW	MoCHTA; MoRA; MoWCA; MoYS; SID	4.5.1 Parity indices (female/male, rural/urban, bottom/top wealth quintile and others such as disability status, indigenous peoples and conflict-affected, as data become available) for all education indicators on this list that can be disaggregated	Partially Available	a) BANBEIS, MoE (AES) b) DPE, MoPME (Annual Primary School Census – APSC) c) BBS (Education Household Survey, EHS), SID d) DIS, DSS, MoSW e) MIS of DSS, MoSW	Rural/urban, bottom/top wealth quintile and others such as disability status, indigenous peoples and conflict-affected segregated parity indices will be required to calculate as data become available
4.6 By 2030, ensure that all youth and a substantial proportion of adults, both men and women, achieve literacy and numeracy	*Lead:* MoPME; *Co-Lead:* MoE	MoInf; MoRA; MoSW; MoWCA; MoYS; SID	4.6.1 Percentage of population in a given age group achieving at least a fixed level of proficiency in functional (a) literacy and (b) numeracy skills, by sex	Readily Available	BBS (LAS, EHS), SID	Frequency of LAS may be increased
4.7 By 2030, ensure that all learners acquire the knowledge and skills needed to promote sustainable development, including, among others, through education for sustainable development and sustainable lifestyles, human rights, gender equality, promotion of a culture of peace and non-	*Lead:* MoE	FD; ICTD; LJD; MoCA; MoEF; MoFA; MoInd; MoPME; MoRA; MoWCA	4.7.1 Extent to which (i) global citizenship education and (ii) education for sustainable development, including gender equality and human rights, are mainstreamed at all levels in: (a) national education policies, (b) curricula, (c) teacher education and (d) student assessment	Not Available	a) MoE b) MoPME	Proxy indicator is required.

Sustainable Development Goals followed by Targets	Lead Ministries/ Divisions	Associate Ministries/ Divisions	Proposed Global Indicators for Performance Measurement	Status of Data Availability	Relevant Ministry/Division/Agency to Generate/Provide Data	Remarks
1	2	3	4	5	6	7
violence, global citizenship and appreciation of cultural diversity and of culture's contribution to sustainable development						
4.a Build and upgrade education facilities that are child, disability and gender sensitive and provide safe, non-violent, inclusive and effective learning environments for all	*Lead:* MoPME *Co-Lead:* MoSW	LGD; MoE; MoWCA; SEID	4.a.1 Proportion of schools with access to: (a) electricity; (b) the Internet for pedagogical purposes; (c) computers for pedagogical purposes; (d) adapted infrastructure and materials for students with disabilities; (e) basic drinking water; (f) single-sex basic sanitation facilities; and (g) basic hand washing facilities (as per the WASH indicator definitions)	Partially Available	a) BANBEIS, MoE b) DPE; MoPME (Annual Primary School Census – APSC) (Annual Primary School Quality Level Survey)	Composite Indicator, partial data is available and other issues need to be taken into account for the MIS of MoE and MoPME.
4.b By 2020, substantially expand globally the number of scholarships available to developing countries, in particular least developed countries, small island developing States and African countries, for enrolment in higher education, including vocational training and information and communications technology, technical, engineering and scientific programmes, in	*Lead:* ERD	MoE; MoFA; MoPA; MoST	4.b.1 Volume of official development assistance flows for scholarships by sector and type of study	Partially Available	a) ERD b) MoE c) MoPME	• ERD has to segregate the ODA and other external resource flows as per the SDG indicators • ERD may also check for private sector data source if not reported to ERD

Sustainable Development Goals followed by Targets	Lead Ministries/ Divisions	Associate Ministries/ Divisions	Proposed Global Indicators for Performance Measurement	Status of Data Availability	Relevant Ministry/Division/Agency to Generate/Provide Data	Remarks
1	2	3	4	5	6	7
developed countries and other developing countries						
4.c By 2030, substantially increase the supply of qualified teachers, including through international cooperation for teacher training in developing countries, especially least developed countries and small island developing States	*Lead:* MoE	ERD; MoFA; MoPME	4.c.1 Proportion of teachers in: (a) pre-primary; (b) primary; (c) lower secondary; and (d) upper secondary education who have received at least the minimum organized teacher training (e.g. pedagogical training) pre-service or in-service required for teaching at the relevant level in a given country	Readily Available	a) BANBEIS, MoE b) DPE; MoPME	

LOVE
LOVE
#5: Achieve gender equality and empower all women and girls

Chapter 5

Mapping of Indicators by data availability on Goal 5: Achieve gender equality and empower all women and girls

Data Gap Analysis for Each of the Indicators for Tracking SDG 5: Gender Equality

Sustainable Development Goals followed by Targets	Lead Ministries/ Divisions	Associate Ministries/ Divisions	Proposed Global Indicators for Performance Measurement	Status of Data Availability	Relevant Ministry/Division/Agency to Generate/Provide Data	Remarks
1	2	3	4	5	6	7
5.1 End all forms of discrimination against all women and girls everywhere	*Lead:* MoWCA	LJD; LPAD; MoFA; MoHA; MoInd; MoLE; MoRA; MoTJ	5.1.1 Whether or not legal frameworks are in place to promote, enforce and monitor equality and non-discrimination on the basis of sex	Readily Available	a) LPAD b) MoWCA	
5.2 Eliminate all forms of violence against all women and girls in the public and private spheres, including trafficking and sexual and other types of exploitation	*Lead:* MoWCA	LJD; LPAD; MoEWOE; MoFA; MoHA; MoLE; MoRA; MoTJ; SID	5.2.1 Proportion of ever-partnered women and girls aged 15 years and older subjected to physical, sexual or psychological violence by a current or former intimate partner in the previous 12 months, by form of violence and by age	Readily Available	a) BBS (VAW), SID b) MoWCA	

Sustainable Development Goals followed by Targets	Lead Ministries/ Divisions	Associate Ministries/ Divisions	Proposed Global Indicators for Performance Measurement	Status of Data Availability	Relevant Ministry/Division/Agency to Generate/Provide Data	Remarks
1	2	3	4	5	6	7
	Lead: MoWCA	MoHA; SID	5.2.2 Proportion of women and girls aged 15 years and older subjected to sexual violence by persons other than an intimate partner in the previous 12 months, by age and place of occurrence	Readily Available	a) BBS (VAW), SID b) MoWCA	
5.3 Eliminate all harmful practices, such as child, early and forced marriage and female genital mutilation	*Lead:* MoWCA	MoFA; MoHA; MoHFW; MoInf; MoRA; SID	5.3.1 Proportion of women aged 20-24 years who were married or in a union before age 15 and before age 18	Partially Available	a) BBS (SVRS), SID b) NIPORT (BDHS), MoHFW	• 'Union' as it meant to be in a relationship without marriage is not applicable for Bangladesh. • Marriage data will be available from BBS.
			5.3.2 Proportion of girls and women aged 15-49 years who have undergone female genital mutilation/cutting, by age			Not relevant for Bangladesh
5.4 Recognize and value unpaid care and domestic work through the provision of public services, infrastructure and social protection policies and the promotion of shared responsibility within the household and the family as nationally appropriate	*Lead:* MoSW	CD; GED; MoF; MoLE; MoWCA; SID	5.4.1 Proportion of time spent on unpaid domestic and care work, by sex, age and location	Readily Available	BBS (Time Use Survey), SID	

Sustainable Development Goals followed by Targets	Lead Ministries/ Divisions	Associate Ministries/ Divisions	Proposed Global Indicators for Performance Measurement	Status of Data Availability	Relevant Ministry/Division/Agency to Generate/Provide Data	Remarks
1	2	3	4	5	6	7
5.5 Ensure women's full and effective participation and equal opportunities for leadership at all levels of decision-making in political, economic and public life	*Lead:* MoWCA	LGD; LJD; MoInd; MoPA	5.5.1 Proportion of seats held by women in national parliaments and local governments	Readily Available	a) LPAD b) LGD	
	Lead: MoWCA	MoPA	5.5.2 Proportion of women in managerial positions	Partially Available	a) MoPA b) MoWCA	For Private Sector data MoWCA should coordinate with Bangladesh Women Chamber of Commerce & Industry (BWCCI)
5.6 Ensure universal access to sexual and reproductive health and reproductive rights as agreed in accordance with the Programme of Action of the International Conference on Population and Development and the Beijing Platform for Action and the outcome documents of their review conferences	*Lead:* MoWCA	LJD; LPAD; MoFA; MoHFW	5.6.1 Proportion of women aged 15-49 years who make their own informed decisions regarding sexual relations, contraceptive use and reproductive health care	Readily Available	NIPORT (BDHS), MoHFW	
	Lead: MoWCA	LPAD	5.6.2 Number of countries with laws and regulations that guarantee women aged 15-49 years access to sexual and reproductive health care, information and education	Readily Available	LPAD	Yes/No Indicator for Country comparison at global level

Sustainable Development Goals followed by Targets	Lead Ministries/ Divisions	Associate Ministries/ Divisions	Proposed Global Indicators for Performance Measurement	Status of Data Availability	Relevant Ministry/Division/Agency to Generate/Provide Data	Remarks
1	2	3	4	5	6	7
5.a Undertake reforms to give women equal rights to economic resources, as well as access to ownership and control over land and other forms of property, financial services, inheritance and natural resources, in accordance with national laws	*Lead:* MoWCA	BFID (BB); LJD; MoL; SID	5.a.1 (a) Proportion of total agricultural population with ownership or secure rights over agricultural land, by sex; and (b) share of women among owners or rights-bearers of agricultural land, by type of tenure	Not Available	BBS (Agriculture Census/ Agriculture Sample Census/ NHD), SID	Disaggregation of land ownership by sex should be incorporated in proposed source rather than household owning agricultural land.
	Lead: MoWCA	LPAD; MoL	5.a.2 Proportion of countries where the legal framework (including customary law) guarantees women's equal rights to land ownership and/or control	Partially Available	LPAD	• Global indicator for international comparison as metadata suggests • Women's equal rights to land ownership and/or control is not relevant for Bangladesh
5.b Enhance the use of enabling technology, in particular information and communications technology, to promote the empowerment of women	*Lead:* MoWCA	ICTD; MoE; MoInd; PTD; SEID; SID	5.b.1 Proportion of individuals who own a mobile telephone, by sex	Readily Available	a) BBS (LFS/ ICT Use/ LAS/ HIES), SID b) BTRC, PTD	• Standalone ICT use survey should be done for time series data or Literacy Assessment Survey should incorporate with ICT related questions. • BTRC data might be exaggerated due to duplication (i.e. several phones might be there against one NID).
5.c Adopt and strengthen sound policies and enforceable legislation for the promotion of gender equality and the empowerment of all women and girls at all levels	*Lead:* MoWCA	LPAD; FD; Prog.Div.	5.c.1 Proportion of countries with systems to track and make public allocations for gender equality and women's empowerment	Partially Available	a) FD b) MoWCA	Global indicator for international comparison as metadata suggests.

#6: Ensure availability and
Sustainable management of
water and sanitation for all

Chapter 6

Mapping of Indicators by data availability on Goal 6: Ensure availability and sustainable management of water and sanitation for all

Data Gap Analysis for Each of the Indicators for Tracking SDG 6: Clean Water and Sanitation

Sustainable Development Goals followed by Targets	Lead Ministries/ Divisions	Associate Ministries/ Divisions	Proposed Global Indicators for Performance Measurement	Status of Data Availability	Relevant Ministry/Division/Agency to Generate/Provide Data	Remarks
1	2	3	4	5	6	7
6.1 By 2030, achieve universal and equitable access to safe and affordable drinking water for all	*Lead:* LGD	MoInd (BAB); MoInf; MoPME; SID	6.1.1 Proportion of population using safely managed drinking water services	Readily Available	BBS (MICS), SID	
6.2 By 2030, achieve access to adequate and equitable sanitation and hygiene for all and end open defecation, paying special attention to the needs of women and girls and those in vulnerable situations	*Lead:* LGD	MoE; MoEF; MoF; MoHFW; MoInf; MoPME; MoWCA; PMO; SID	6.2.1 Proportion of population using safely managed sanitation services, including a hand-washing facility with soap and water	Readily Available	BBS (MICS), SID	
6.3 By 2030, improve water quality by reducing pollution, eliminating dumping and minimizing release of hazardous chemicals and materials, halving the proportion of untreated wastewater and substantially	*Lead:* LGD *Co-Lead:* MoEF	MoF; MoFA; MoInd; MoS; MoTJ; MoWR	6.3.1 Proportion of wastewater safely treated	Partially Available	a) DPHE, LGD b) LGD (WASA for City Corporations)	LGD need to compile the data from DPHE and different WASAs

Sustainable Development Goals followed by Targets	Lead Ministries/ Divisions	Associate Ministries/ Divisions	Proposed Global Indicators for Performance Measurement	Status of Data Availability	Relevant Ministry/Division/Agency to Generate/Provide Data	Remarks
1	2	3	4	5	6	7
increasing recycling and safe reuse globally						
	Lead: LGD *Co-Lead:* MoEF	MoF; MoFA; MoInd; MoS; MoTJ; MoWR	6.3.2 Proportion of bodies of water with good ambient water quality	Not Available	a) DPHE, LGD b) DoE, MoEF	BBS can do Survey integrating similar indicators of SDGs
6.4 By 2030, substantially increase water-use efficiency across all sectors and ensure sustainable withdrawals and supply of freshwater to address water scarcity and substantially reduce the number of people suffering from water scarcity	*Lead:* LGD; *Co-Lead:* MoA *Co-Lead:* MoInd	MoFA; MoS; MoWR	6.4.1 Change in water-use efficiency over time	Not Available	a) DPHE, LGD b) DoE, MoEF c) DAE, MoA d) WARPO, MoWR	Ditto
	Lead: LGD; *Co-Lead:* MoA *Co-Lead:* MoInd	MoFA; MoS; MoWR	6.4.2 Level of water stress: freshwater withdrawal as a proportion of available freshwater resources	Partially Available	a) WDB, MoWR b) BADC/BMDA, MoA	WDB, MoWR may calculate the indicator from the available data in WDB
6.5 By 2030, implement integrated water resources management at all levels, including through trans boundary cooperation as appropriate	*Lead:* MoWR *Co-Lead:* MoFA	GED; LGD	6.5.1 Degree of integrated water resources management implementation (0-100)	Not Available	WDB, MoWR	BBS can do Survey integrating similar indicators of SDGs
	Lead: MoWR *Co-Lead:* MoFA	GED; LGD	6.5.2 Proportion of trans boundary basin area with an operational arrangement for water cooperation	Partially Available	a) MoWR (JRC) b) MoFA	MoWR can calculate from GIS data and existing trans boundary water arrangements

Sustainable Development Goals followed by Targets	Lead Ministries/ Divisions	Associate Ministries/ Divisions	Proposed Global Indicators for Performance Measurement	Status of Data Availability	Relevant Ministry/Division/Agency to Generate/Provide Data	Remarks
1	2	3	4	5	6	7
6.6 By 2020, protect and restore water-related ecosystems, including mountains, forests, wetlands, rivers, aquifers and lakes	*Lead:* MoWR	CD; MoCHTA; MoEF; MoFA; MoFL	6.6.1 Change in the extent of water-related ecosystems over time	Not Available	a) DoE, MoEF b) WDB, MoWR c) BFD, MoEF d) WARPO, MoWR	• DoE may use Living Planet Index (LPI) methodology for data collection and analysis as metadata suggested from existing data available
6.a By 2030, expand international cooperation and capacity-building support to developing countries in water-and sanitation-related activities and programmes, including water harvesting, desalination, water efficiency, wastewater treatment, recycling and reuse technologies	*Lead:* ERD, *Co-Lead:* MoWR	LGD; MoEF; MoFA; MoInd	6.a.1 Amount of water-and sanitation-related official development assistance that is part of a government-coordinated spending plan	Partially Available	ERD	• ERD has to segregate the ODA and other external resource flows as per the SDG indicators • ERD may also check for private sector data source if not reported to ERD
6.b Support and strengthen the participation of local communities in improving water and sanitation management	*Lead:* LGD	AWRRID; LGD; MoPA; MoWR	6.b.1 Proportion of local administrative units with established and operational policies and procedures for participation of local communities in water and sanitation management	Not Available	LGD	LGD will require MIS on this issue from the union level

#7: Ensure access to affordable, reliable, sustainable and modern energy for all

Chapter 7

Mapping of Indicators by data availability on Goal 7: Ensure access to affordable, reliable, sustainable and modern energy for all

Data Gap Analysis against Each of the Indicators for Tracking SDG 7: Affordable and Clean Energy

Sustainable Development Goals followed by Targets	Lead Ministries/ Divisions	Associate Ministries/ Divisions	Proposed Global Indicators for Performance Measurement	Status of Data Availability	Relevant Ministry/Division/Agency to Generate/Provide Data	Remarks
1	2	3	4	5	6	7
7.1 By 2030, ensure universal access to affordable, reliable and modern energy services	*Lead:* PD	EMRD; MoFA; MoST	7.1.1 Proportion of population with access to electricity	Readily Available	PD	Data on primary energy sources to produce electricity will be required
	Lead: PD	MoInf; MoST	7.1.2 Proportion of population with primary reliance on clean fuels and technology	Partially Available	SREDA, PD	SREDA will have to calculate from the existing data available at SREDA
7.2 By 2030, increase substantially the share of renewable energy in the global energy mix	*Lead:* PD	EMRD; ERD; MoFA	7.2.1 Renewable energy share in the total final energy consumption	Partially Available	SREDA, PD	Ditto
7.3 By 2030, double the global rate of improvement in energy efficiency	*Lead:* PD; *Co-Lead:* EMRD	EMRD (BERC); ERD; MoFA	7.3.1 Energy intensity measured in terms of primary energy and GDP	Partially Available	a) SREDA, PD b) BERC, EMRD c) HCU, EMRD	Calculation as metadata suggests will be required at BERC for data compilation
7.a By 2030, enhance international cooperation to	*Lead:* ERD	BFID (BB); EMRD; MoEF;	7.a.1 Mobilized amount of United States dollars per year	Not Available	a) ERD b) MoEF	• Data will be required after 2020

Sustainable Development Goals followed by Targets	Lead Ministries/ Divisions	Associate Ministries/ Divisions	Proposed Global Indicators for Performance Measurement	Status of Data Availability	Relevant Ministry/Division/Agency to Generate/Provide Data	Remarks
1	2	3	4	5	6	7
facilitate access to clean energy research and technology, including renewable energy, energy efficiency and advanced and cleaner fossil-fuel technology, and promote investment in energy infrastructure and clean energy technology		MoFA; MoST; Prog.Div.; PD	starting in 2020 accountable towards the $100 billion commitment			• ERD has to track renewable energy support received • *Indicator 7.a.1 and 13.a.1 is the same indicator.*
7.b By 2030, expand infrastructure and upgrade technology for supplying modern and sustainable energy services for all in developing countries, in particular least developed countries, small island developing States and landlocked developing countries, in accordance with their respective programmes of support	*Lead:* PD; *Co-Lead:* EMRD	ERD; IED; MoFA; MoInd (BSTI); MoST; PID	7.b.1 Investments in energy efficiency as a percentage of GDP and the amount of foreign direct investment in financial transfer for infrastructure and technology to sustainable development services	Partially Available	a) SREDA, PD b) BERC, PD c) BIDA, PMO	SREDA/ BERC and BIDA can calculate the indicator from existing data available

#8: Promote sustained, inclusive and sustainable economic growth, full and productive employment and decent work for all

Chapter 8

Mapping of Indicators by data availability on Goal 8: Promote sustained, inclusive and sustainable economic growth,full and productive employment and decent work for all

8 DECENT WORK AND ECONOMIC GROWTH

Data Gap Analysis against Each of the Indicators for Tracking SDG 8: Decent Work and Economic Growth

Sustainable Development Goals followed by Targets	Lead Ministries/ Divisions	Associate Ministries/ Divisions	Proposed Global Indicators for Performance Measurement	Status of Data Availability	Relevant Ministry/Division/Agency to Generate/Provide Data	Remarks
1	2	3	4	5	6	7
8.1 Sustain per capita economic growth in accordance with national circumstances and, in particular, at least 7 per cent gross domestic product growth per annum in the least developed countries	FD	BD; BFID (BB); GED; ICTD; LGD; MoA; MoC; MoCAT; MoE; MoEWOE; MoFL; MoInd; Prog.Div.; PMO (PPPA); SID	8.1.1 Annual growth rate of real GDP per capita	Readily Available	NAW, BBS, SID	
8.2 Achieve higher levels of economic productivity through diversification, technological upgrading and innovation, including through a focus on high-value added	*Lead:* MoC; *Co-Lead:* MoInd; *Co-Lead:* MoA;	BFID (BB); ICTD; MoE; MoEWOE; MoFL; MoLE; MoST; MoTJ; SID	8.2.1 Annual growth rate of real GDP per employed person	Partially Available	a) BBS (NAW, LFS), SID b) Department of labour (DoL), MoLE	GDP per person data is available but not GDP per employed person

Sustainable Development Goals followed by Targets	Lead Ministries/ Divisions	Associate Ministries/ Divisions	Proposed Global Indicators for Performance Measurement	Status of Data Availability	Relevant Ministry/Division/Agency to Generate/Provide Data	Remarks
1	2	3	4	5	6	7
and labour-intensive sectors						
8.3 Promote development-oriented policies that support productive activities, decent job creation, entrepreneurship, creativity and innovation, and encourage the formalization and growth of micro-, small- and medium-sized enterprises, including through access to financial services	*Lead:* GED	AWRRID; BFID (BB); FD; ICTD; IED; MoEWOE; MoInd; MoLE; MoST; MoYS; Prog.Div.; PID; SEID; SID	8.3.1 Proportion of informal employment in non-agriculture employment, by sex	Readily Available	BBS (LFS), SID	
8.4 Improve progressively, through 2030, global resource efficiency in consumption and production and endeavour to decouple economic growth from environmental degradation, in accordance with the 10 Year Framework of Programmes on Sustainable Consumption and Production, with developed countries taking the lead	*Lead: ERD Co-Lead*: GED	BFID (BB); MoA; MoEF; MoF; MoFA; MoFL; MoInd	8.4.1 Material footprint, material footprint per capita, and material footprint per GDP	Not Available	DoE, MoEF	• At present GHGs emission is calculated only, though that are 3/4 years old • DoE will need support/ capacity building for measuring this vital indicator. • *Indicator 8.4.1 and 12.2.1 is also the same indicator.*
	Lead: ERD Co-Lead: GED	BFID (BB); MoA; MoEF; MoF; MoFA; MoFL; MoInd	8.4.2 Domestic material consumption, domestic material consumption per capita, and domestic material consumption per GDP	Not Available	DoE, MoEF	• New Survey will be required to be implemented by DoE. • *Indicator 8.4.2 and 12.2.2 is also the same indicator.*

Sustainable Development Goals followed by Targets	Lead Ministries/ Divisions	Associate Ministries/ Divisions	Proposed Global Indicators for Performance Measurement	Status of Data Availability	Relevant Ministry/Division/Agency to Generate/Provide Data	Remarks
1	2	3	4	5	6	7
8.5 By 2030, achieve full and productive employment and decent work for all women and men, including for young people and persons with disabilities, and equal pay for work of equal value	*Lead:* MoLE	LPAD; MoEWOE; BFID (BB); MoFA; MoInd; MoSW; MoWCA; MoYS; MoE; SID	8.5.1 Average hourly earnings of female and male employees, by occupation, age and persons with disabilities	Partially Available	a) BBS (LFS), SID b) MoSW (for administrative data) c) DIS, DSS, MoSW d) MIS of DSS, MoSW	Modification of LFS will be required regarding disability, gender and age segregation of data.
	Lead: MoLE	BFID (BB); LPAD; MoE; MoEWOE; MoFA; MoInd; MoSW; MoWCA; MoYS; SID	8.5.2 Unemployment rate, by sex, age and persons with disabilities	Partially Available	a) BBS (LFS), SID b) MoSW (for administrative data)	Ditto
8.6 By 2020, substantially reduce the proportion of youth not in employment, education or training	*Lead:* MoYS; *Co-Lead:* MoLE	ICTD; MoE; MoEWOE; MoInd; MoPME; SID	8.6.1 Proportion of youth (aged 15-24 years) not in education, employment or training	Partially Available	BBS (LFS), SID	Ditto
8.7 Take immediate and effective measures to eradicate forced labour, end modern slavery and human trafficking and secure the prohibition and elimination of the worst forms of child labour, including recruitment and use of child soldiers, and by 2025 end child labour in all its forms	*Lead:* MoLE	MoEWOE; MoFA; MoHA; MoSW; MoWCA; MoYS; SID	8.7.1 Proportion and number of children aged 5-17 years engaged in child labour, by sex and age	Partially Available	a) BBS (LFS), SID b) BBS (Child Labour Survey), SID c) Child Labour Unit, MoLE	Ditto

Sustainable Development Goals followed by Targets	Lead Ministries/ Divisions	Associate Ministries/ Divisions	Proposed Global Indicators for Performance Measurement	Status of Data Availability	Relevant Ministry/Division/Agency to Generate/Provide Data	Remarks
1	2	3	4	5	6	7
8.8 Protect labour rights and promote safe and secure working environments for all workers, including migrant workers, in particular women migrants, and those in precarious employment	*Lead:* MoLE	MoC; MoEWOE; MoFA; MoHA; MoHFW; MoInd; MoTJ; SID	8.8.1 Frequency rates of fatal and non-fatal occupational injuries, by sex and migrant status	Partially Available	a) BBS (LFS), SID b) Department of Inspection for Factories and Establishment, MoLE c) BMET, MoEWOE	LFS will be required to incorporate fatal vis-a-vis non-fatal issues
	Lead: MoLE	MoC; MoFA; MoHA; MoHFW; MoInd; MoTJ	8.8.2 Increase in national compliance of labour rights (freedom of association and collective bargaining) based on International Labour Organization (ILO) textual sources and national legislation, by sex and migrant status	Not Available	a) MoLE, b) MoEWOE	Metadata for this indicator suggests it as complex indicator to compute now.
8.9 By 2030, devise and implement policies to promote sustainable tourism that creates jobs and promotes local culture and products	*Lead:* MoCAT; *Co-Lead:* MoCA	BFID (BB); LGD; MoCHTA; MoE; MoEF; MoInf; MoR; RTHD; SID	8.9.1 Tourism direct GDP as a proportion of total GDP and in growth rate	Readily Available	NAW, BBS, SID	
	Lead: MoCAT; *Co-Lead:* MoCA	BFID (BB); LGD; MoCHTA; MoE; MoEF; MoInf; MoR; RTHD; SID	8.9.2 Number of jobs in tourism industries as a proportion of total jobs and growth rate of jobs, by sex	Partially Available	BBS (LFS), SID	LFS will be required to incorporate issues related to this indicator.
8.10 Strengthen the capacity of domestic financial institutions to encourage and expand access to banking, insurance and financial services for all	*Lead:* BFID	BFID (BB); PTD	8.10.1 Number of commercial bank branches and automated teller machines (ATMs) per 100,000 adults	Readily Available	BFID (BB)	

Sustainable Development Goals followed by Targets	Lead Ministries/ Divisions	Associate Ministries/ Divisions	Proposed Global Indicators for Performance Measurement	Status of Data Availability	Relevant Ministry/Division/Agency to Generate/Provide Data	Remarks
1	2	3	4	5	6	7
	Lead: BFID	BFID (BB); PTD	8.10.2 Proportion of adults (15 years and older) with an account at a bank or other financial institution or with a mobile-money-service provider	Partially Available	BFID (BB)	Data is readily available for adults of 18+ but not 15 years and older
8.a Increase Aid for Trade support for developing countries, in particular least developed countries, including through the Enhanced Integrated Framework for Trade-related Technical Assistance to Least Developed Countries	*Lead:* MoC	ERD; MoFA	8.a.1 Aid for Trade commitments and disbursements	Partially Available	a) ERD b) MoC	• ERD has to segregate the ODA and other external resource flows as per the SDG indicators • ERD may also check for private sector data source if not reported to ERD
8.b By 2020, develop and operationalize a global strategy for youth employment and implement the Global Jobs Pact of the International Labour Organization	*Lead:* MoYS; *Co-Lead:* FD	CD; MoEWOE; MoFA; MoLE; Prog.Div.; **SID**	8.b.1 Total government spending in social protection and employment programmes as a proportion of the national budgets and GDP	Readily Available	FD	

#9: Build resilient infrastructure,
promote inclusive and
sustainable industrialization and
foster innovation

Chapter 9

Mapping of Indicators by data availability on Goal 9: Build resilient infrastructure, promote inclusive and sustainable industrialization and foster innovation

Data Gap Analysis against Each of the Indicators for Tracking SDG 9: Industry, Innovation and Infrastructure

Sustainable Development Goals followed by Targets	Lead Ministries/ Divisions	Associate Ministries/ Divisions	Proposed Global Indicators for Performance Measurement	Status of Data Availability	Relevant Ministry/Division/Agency to Generate/Provide Data	Remarks
1	2	3	4	5	6	7
9.1 Develop quality, reliable, sustainable and resilient infrastructure, including regional and trans border infrastructure, to support economic development and human well-being, with a focus on affordable and equitable access for all	*Lead:* RTHD	BD; EMRD; LGD; MoCAT; MoDMR; MoFA; MoHPW; MoInd; MoL; MoR; MoS; PID; PMO (BEZA, PPPA) SID	9.1.1 Proportion of the rural population who live within 2 km of an all-season road	Partially Available	LGED, LGD	• LGED can calculate from the existing database • RTHD suggests that they can conduct joint survey with BBS regarding this indicator
	Lead: RTHD	MoCAT; MoR; MoS	9.1.2 Passenger and freight volumes, by mode of transport	Not Available	a) BRTA, RTHD b) BIWTC, MoS c) BIWTA, MoS d) BR, MoR	• Private Sector Data will be required, which, can be coordinated by RTHD • A comprehensive study is required to produce

Sustainable Development Goals followed by Targets	Lead Ministries/ Divisions	Associate Ministries/ Divisions	Proposed Global Indicators for Performance Measurement	Status of Data Availability	Relevant Ministry/Division/Agency to Generate/Provide Data	Remarks
1	2	3	4	5	6	7
						authentic data regarding passenger and freight volumes by mode and transports.
9.2 Promote inclusive and sustainable industrialization and, by 2030, significantly raise industry's share of employment and gross domestic product, in line with national circumstances, and double its share in least developed countries	*Lead:* MoInd	BFID (BB); FD; GED; ICTD; MoC; MoTJ; SID	9.2.1 Manufacturing value added as a proportion of GDP and per capita	Readily Available	NAW, BBS, SID	
	Lead: MoInd	BFID (BB); FD; GED; ICTD; MoC; MoTJ; SID	9.2.2 Manufacturing employment as a proportion of total employment	Readily Available	BBS (LFS), SID	
9.3 Increase the access of small-scale industrial and other enterprises, in particular in developing countries, to financial services, including affordable credit, and their integration into value chains and markets	*Lead:* MoInd	BFID (BB); ICTD; LGD; MoInf; SID	9.3.1 Proportion of small-scale industries in total industry value added	Readily Available	BBS (Survey of Manufacturing Industries, SMI), SID	
	Lead: MoInd	BFID (BB); SID	9.3.2 Proportion of small-scale industries with a loan or line of credit	Readily Available	BBS (SMI), SID	

Sustainable Development Goals followed by Targets	Lead Ministries/ Divisions	Associate Ministries/ Divisions	Proposed Global Indicators for Performance Measurement	Status of Data Availability	Relevant Ministry/Division/Agency to Generate/Provide Data	Remarks
1	2	3	4	5	6	7
9.4 By 2030, upgrade infrastructure and retrofit industries to make them sustainable, with increased resource-use efficiency and greater adoption of clean and environmentally sound technologies and industrial processes, with all countries taking action in accordance with their respective capabilities	*Lead: MoInd* *Co-Lead: MoLE* *Co-Lead: MoC* *Co-Lead: MoTJ*	BD; LGD; MoA; MoEF; MoFA; MoR; MoS; RTHD	9.4.1 CO_2 emission per unit of value added	Partially Available	DoE, MoEF	DoE will have to calculate from existing data
9.5 Enhance scientific research, upgrade the technological capabilities of industrial sectors in all countries, in particular developing countries, including, by 2030, encouraging innovation and substantially increasing the number of research and development workers per 1 million people and public and private research and development spending	*Lead:* MoST *Co-Lead:* MoA	ICTD; MoE; MoFL; MoInd; Prog.Div.; SID	9.5.1 Research and development expenditure as a proportion of GDP	Partially Available	a) NAW, BBS, SID b) FD	• SNA 2008 is required to be fully adopted in NAW, BBS • Survey initiated by BBS
	Lead: MoST *Co-Lead:* MoA	ICTD; MoE; MoFL; MoInd; Prog.Div.; SID	9.5.2 Researchers (in full-time equivalent) per million inhabitants	Partially Available	a) MoST b) MoA (NARS) c) UGC, MoE d) BIDS, MoP	MoST may compile the data from other agencies and ministries to generate data for this indicator

Sustainable Development Goals followed by Targets	Lead Ministries/ Divisions	Associate Ministries/ Divisions	Proposed Global Indicators for Performance Measurement	Status of Data Availability	Relevant Ministry/Division/Agency to Generate/Provide Data	Remarks
1	2	3	4	5	6	7
9.a Facilitate sustainable and resilient infrastructure development in developing countries through enhanced financial, technological and technical support to African countries, least developed countries, landlocked developing countries and small island developing States	*Lead:* ERD	BD; LGD; MoR; PID; RTHD	9.a.1 Total official international support (official development assistance plus other official flows) to infrastructure	Partially Available	ERD	ERD has to segregate the ODA and other external resource flows data as per the SDG indicators
9.b Support domestic technology development, research and innovation in developing countries, including by ensuring a conducive policy environment for, inter alia, industrial diversification and value addition to commodities	*Lead:* MoST *Co-Lead:* ICTD	BD; ERD; LGD; MoA; MoHPW; MoInd (DPDT); MoR; MoS; MoTJ; PID; RTHD; SID	9.b.1 Proportion of medium and high-tech industry value added in total value added	Readily Available	BBS, SID	
9.c Significantly increase access to information and communications technology and strive to provide universal and affordable access to the Internet in least developed countries by 2020	*Lead:* ICTD; *Co-Lead*: PTD	Inf.Com.; MoR	9.c.1 Proportion of population covered by a mobile network, by technology	Partially Available	BTRC, PTD	Related data is available to calculate the indicator

#10: Reduce inequality
within and among countries

Chapter 10

Mapping of Indicators by data availability on Goal 10: Reduce inequality within and among countries

Data Gap Analysis against Each of the Indicators for Tracking SDG 10: Reduce Inequalities

Sustainable Development Goals followed by Targets	Lead Ministries/ Divisions	Associate Ministries/ Divisions	Proposed Global Indicators for Performance Measurement	Status of Data Availability	Relevant Ministry/Division/Agency to Generate/Provide Data	Remarks
1	2	3	4	5	6	7
10.1 By 2030, progressively achieve and sustain income growth of the bottom 40 percent of the population at a rate higher than the national average	*Lead:* GED	FD; LGD; MoA; MoCA; MoCHTA; MoEWOE; MoFL; MoHFW; MoLE; MoLWA; MoSW; MoWCA; Prog.Div.	10.1.1 Growth rates of household expenditure or income per capita among the bottom 40 per cent of the population and the total population	Readily Available	BBS (HIES), SID	
10.2 By 2030, empower and promote the social, economic and political inclusion of all, irrespective of age, sex, disability, race, ethnicity, origin, religion or economic or other status	*Lead:* GED	FD; LGD; MoA; MoCA; MoCHTA; MoFA; MoFL; MoHFW; MoInd (BITAC); MoLE; MoLWA; MoPA; MoRA; MoSW; MoWCA; Prog.Div.; SID	10.2.1 Proportion of people living below 50 per cent of median income, by age, sex and persons with disabilities	Partially Available	BBS (HIES), SID	Modification of HIES is required to cope with the indicator, especially for data segregation

Sustainable Development Goals followed by Targets	Lead Ministries/ Divisions	Associate Ministries/ Divisions	Proposed Global Indicators for Performance Measurement	Status of Data Availability	Relevant Ministry/Division/Agency to Generate/Provide Data	Remarks
1	2	3	4	5	6	7
10.3 Ensure equal opportunity and reduce inequalities of outcome, including by eliminating discriminatory laws, policies and practices and promoting appropriate legislation, policies and action in this regard	*Lead:* LJD	CD; LPAD; MoFA; MoPA; MoWCA; SID	10.3.1 Proportion of the population reporting having personally felt discriminated against or harassed within the previous 12 months on the basis of a ground of discrimination prohibited under international human rights law	Not Available	a) BBS, SID b) MoFA (UPR)	• New Survey by BBS will be required regarding security and human rights • *10.3.1 and 16.b.1 are same indicator*
10.4 Adopt policies, especially fiscal, wage and social protection policies, and progressively achieve greater equality	*Lead:* GED	CD; FD; IRD; MoLE; MoSW; Prog.Div.	10.4.1 Labour share of GDP, comprising wages and social protection transfers	Readily Available	a) NAW, BBS, SID b) DIS of DSS, MoSW c) MIS of DSS, MoSW	
10.5 Improve the regulation and monitoring of global financial markets and institutions and strengthen the implementation of such regulations	*Lead:* FD	BFID (BB); MoFA	10.5.1 Financial Soundness Indicators	Readily Available	a) FD b) BFID (BB)	Specification of Financial soundness indicators data (IMF etc.) is required, which can be suggested by FD
10.6 Ensure enhanced representation and voice for developing countries in decision-making in global international economic and financial institutions in order to deliver more effective, credible, accountable and legitimate institutions	*Lead:* FD *Co-Lead:* ERD	MoC; MoFA	10.6.1 Proportion of members and voting rights of developing countries in international organizations	Not Available	a) FD b) ERD	• Global indicators for international comparison, to be calculated by UN. • *10.6.1 and 16.8.1 are same indicator*

Sustainable Development Goals followed by Targets	Lead Ministries/ Divisions	Associate Ministries/ Divisions	Proposed Global Indicators for Performance Measurement	Status of Data Availability	Relevant Ministry/Division/Agency to Generate/Provide Data	Remarks
1	2	3	4	5	6	7
10.7 Facilitate orderly, safe, regular and responsible migration and mobility of people, including through the implementation of planned and well-managed migration policies	*Lead:* MoEWOE *Co-Lead:* MOFA	MoCAT; MoE; MoHA; MoInf; MoPA	10.7.1 Recruitment cost borne by employee as a proportion of yearly income earned in country of destination	Readily Available	a) BMET, MoEWOE b) BOESL, MoEWOE	• The public recruiting agency BOESL has the data on recruitment cost by destination borne by employee. • Private sector data will require regular survey.
	Lead: MoEWOE *Co-Lead:* MOFA	MoCAT; MoE; MoHA; MoInf; MoPA	10.7.2 Number of countries that have implemented well-managed migration policies	Not Available	MoEWOE	• International Migration Policy Index is required to measure this indicator. MoEWOE can obtain the index from IOM. • Absence of Migration policies (both immigration and emigration) in Bangladesh
10.a Implement the principle of special and differential treatment for developing countries, in particular least developed countries, in accordance with World Trade Organization agreements	*Lead:* MoC	MoFA	10.a.1 Proportion of tariff lines applied to imports from least developed countries and developing countries with zero-tariff	Readily Available	WTO Cell, MoC	
10.b Encourage official development assistance and financial flows, including foreign direct investment, to States where the need is	*Lead:* ERD	GED; MoFA; PMO (BIDA)	10.b.1 Total resource flows for development, by recipient and donor countries and type of flow (e.g. official development assistance, foreign direct investment and other flows)	Readily Available	a) ERD b) BIDA, PMO	

Sustainable Development Goals followed by Targets	Lead Ministries/ Divisions	Associate Ministries/ Divisions	Proposed Global Indicators for Performance Measurement	Status of Data Availability	Relevant Ministry/Division/Agency to Generate/Provide Data	Remarks
1	2	3	4	5	6	7
greatest, in particular least developed countries, African countries, small island developing States and landlocked developing countries, in accordance with their national plans and programmes						
10.c By 2030, reduce to less than 3 per cent the transaction costs of migrant remittances and eliminate remittance corridors with costs higher than 5 per cent	*Lead:* BFID *Co-Lead:* MoFA	MoEWOE	10.c.1 Remittance costs as a proportion of the amount remitted	Readily Available	BFID (BB)	

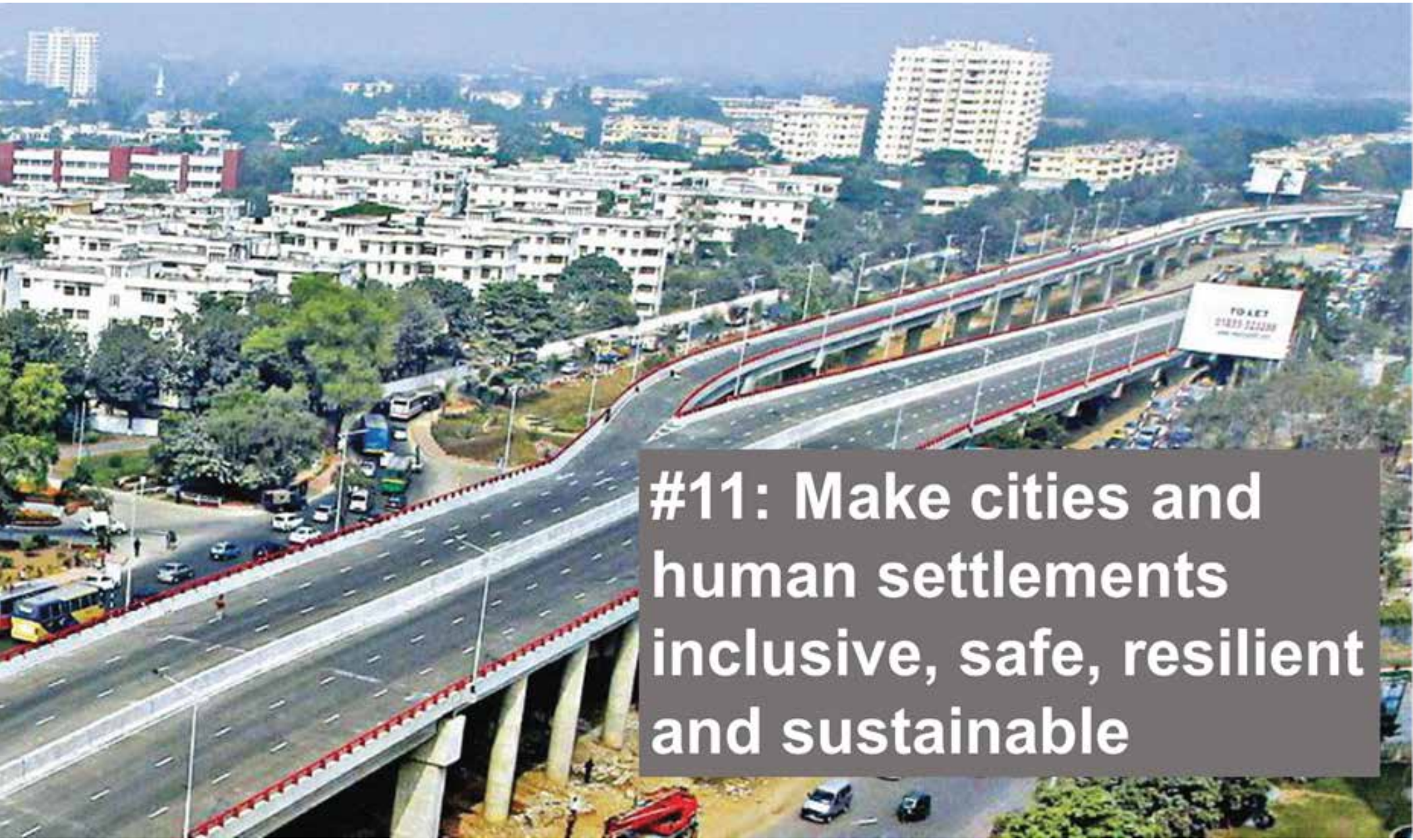

#11: Make cities and human settlements inclusive, safe, resilient and sustainable

Chapter 11

Mapping of Indicators by data availability on Goal 11: Make cities and human settlements inclusive, safe, resilient and sustainable

Data Gap Analysis against Each of the Indicators for Tracking SDG 11: Sustainable Cities and Communities

Sustainable Development Goals followed by Targets	Lead Ministries/ Divisions	Associate Ministries/ Divisions	Proposed Global Indicators for Performance Measurement	Status of Data Availability	Relevant Ministry/Division/Agency to Generate/Provide Data	Remarks
1	2	3	4	5	6	7
11.1 By 2030, ensure access for all to adequate, safe and affordable housing and basic services and upgrade slums	*Lead:* MoHPW	LGD; LJD; LPAD; SID	11.1.1 Proportion of urban population living in slums, informal settlements or inadequate housing	Readily Available	BBS (Slum Census), SID	Regular Survey will be Required
11.2 By 2030, provide access to safe, affordable, accessible and sustainable transport systems for all, improving road safety, notably by expanding public transport, with special attention to the needs of those in vulnerable situations, women, children, persons with disabilities and older persons	*Lead:* RTHD, *Co- Lead:* MoR	BD; LGD; MoHA; MoInf; MoS; MoSW; MoWCA	11.2.1 Proportion of population that has convenient access to public transport, by sex, age and persons with disabilities	Partially Available	a) BRTA, RTHD b) BRTC, RTHD c) BIWTA, MoS d) BIWTC, MoS e) BR, MoR f) CAAB, MoCAT	• Proxy Indicator may be required • RTHD may do the Data consolidation • RTHD suggested that Transport Survey and Coordination wing of PID, PC can support
11.3 By 2030, enhance inclusive and sustainable urbanization and capacity for	*Lead:* MoHPW	LGD; MoL	11.3.1 Ratio of land consumption rate to population growth rate	Partially Available	a) MoL b) MoHPW	MoHPW can calculate from existing data available with the

Sustainable Development Goals followed by Targets	Lead Ministries/ Divisions	Associate Ministries/ Divisions	Proposed Global Indicators for Performance Measurement	Status of Data Availability	Relevant Ministry/Division/Agency to Generate/Provide Data	Remarks
1	2	3	4	5	6	7
participatory, integrated and sustainable human settlement planning and management in all countries						Development Authorities, i.e. RAJUK, CDA, KDA etc.
	Lead: MoHPW	LGD; MoL	11.3.2 Proportion of cities with a direct participation structure of civil society in urban planning and management that operate regularly and democratically	Not Available	LGD	Proxy Indicator may be required
11.4 Strengthen efforts to protect and safeguard the world's cultural and natural heritage	*Lead:* MoCA	MoCAT; MoE; MoFA; MoPME; MoRA; MoYS	11.4.1 Total expenditure (public and private) per capita spent on the preservation, protection and conservation of all cultural and natural heritage, by type of heritage (cultural, natural, mixed and World Heritage Centre designation), level of government (national, regional and local/municipal), type of expenditure (operating expenditure/investment) and type of private funding (donations in kind, private non-profit sector and sponsorship)	Partially Available	a) FD b) MoCA c) MoEF	FD can calculate as the metadata formula suggests from the budget/expenditure data
11.5 By 2030, significantly reduce the number of deaths and the number of people affected and substantially decrease the direct economic losses relative to global gross domestic product caused by disasters, including water-	*Lead:* MoDMR	MoD; MoHA; MoHFW; MoS; MoWR	11.5.1 Number of deaths, missing persons and persons affected by disaster per 100,000 people	Readily Available	a) DDM, MoDMR b) BBS (ICCHL), SID c) MIS, DGHS, MoHFW d) BFD, MoEF	• Death/Missing due to effect of disaster need to be incorporated in ICCHL survey • The denominator should be confirmed in the data sources and methodology which

Sustainable Development Goals followed by Targets	Lead Ministries/ Divisions	Associate Ministries/ Divisions	Proposed Global Indicators for Performance Measurement	Status of Data Availability	Relevant Ministry/Division/Agency to Generate/Provide Data	Remarks
1	2	3	4	5	6	7
related disasters, with a focus on protecting the poor and people in vulnerable situations						can be followed from UN proposed metadata. ● *13.1.2, 1.5.1 and 11.5.1 are same indicator*
	Lead: MoDMR	MoD; MoHA; MoHFW; MoS; MoWR; SID	11.5.2 Direct disaster economic loss in relation to global GDP, including disaster damage to critical infrastructure and disruption of basic services	Partially Available	a) BBS, SID b) DDM, MoDMR	● BBS, SID will have to calculate the indicator on available data ● 11.5.2 and 1.5.2 are same indicator
11.6 By 2030, reduce the adverse per capita environmental impact of cities, including by paying special attention to air quality and municipal and other waste management	*Lead:* LGD	MoEF; MoInd; PD	11.6.1 Proportion of urban solid waste regularly collected and with adequate final discharge out of total urban solid waste generated, by cities	Partially Available	LGD (City Corporations)	● Data is available with City Corporations, need to calculated as metadata suggested formula ● Data disaggregated by E-waste and non-E-waste will be required
	Lead: LGD	MoEF; MoInd; PD	11.6.2 Annual mean levels of fine particulate matter (e.g. PM2.5 and PM10) in cities (population weighted)	Not Available	DoE, MoEF	DoE has to calculate PM10 or PM2.5
11.7 By 2030, provide universal access to safe, inclusive and accessible, green and public spaces, in particular for women and children, older persons and persons with disabilities	*Lead:* LGD	MoEF; MoHPW; MoL; MoSW; MoWCA	11.7.1 Average share of the built-up area of cities that is open space for public use for all, by sex, age and persons with disabilities	Not Available	a) LGD (City Corporations), b) MoHPW (Development Authorities, i.e. RAJUK, CDA, KDA etc.)	● LGD can take the lead and collect data from City Corporations and calculate this indicator centrally ● Data segregation will also be required
	Lead:	MoHA; MoLE;	11.7.2 Proportion of persons	Partially Available	VAW, BBS, SID	Data segregation by sex,

Sustainable Development Goals followed by Targets	Lead Ministries/ Divisions	Associate Ministries/ Divisions	Proposed Global Indicators for Performance Measurement	Status of Data Availability	Relevant Ministry/Division/Agency to Generate/Provide Data	Remarks
1	2	3	4	5	6	7
	MoWCA	SID	victim of physical or sexual harassment, by sex, age, disability status and place of occurrence, in the previous 12 months			age, disability status and place of occurrence will also be required
11.a Support positive economic, social and environmental links between urban, peri-urban and rural areas by strengthening national and regional development planning	*Lead:* LGD; *Co-Lead:* MoHPW	AWRRID; GED; IED; MoEF; Prog.Div.; PID; RDCD; SEID	11.a.1 Proportion of population living in cities that implement urban and regional development plans integrating population projections and resource needs, by size of city	Not Available	LGD (City Corporations) MoHPW (Development Authorities)	• Indicator for Global Comparison, which will be calculated by UN as metadata suggests • LGD and MoHPW can calculate the same for sub-national level
11.b By 2020, substantially increase the number of cities and human settlements adopting and implementing integrated policies and plans towards inclusion, resource efficiency, mitigation and adaptation to climate change, resilience to disasters, and develop and implement, in line with the Sendai Framework for Disaster Risk Reduction 2015–2030, holistic disaster risk management at all levels	*Lead:* LGD; *Co-Lead:* MoDMR	AWRRID; MoEF; MoFA; MoHA; MoHPW	11.b.1 Proportion of local governments that adopt and implement local disaster risk reduction strategies in line with the Sendai Framework for Disaster Risk Reduction 2015-2030	Not Available	DDM, MoDMR	Summation of data from National Progress Report of the Sendai Monitor will be required
	Lead: MoDMR	LGD	11.b.2 Number of countries with national and local disaster risk reduction strategies	Partially Available	DDM, MoDMR	• Yes/No Indicator for Global Comparison • *Indicator 1.5.3, 11.b.2 and 13.1.1 are the same indicator.*

Sustainable Development Goals followed by Targets	Lead Ministries/ Divisions	Associate Ministries/ Divisions	Proposed Global Indicators for Performance Measurement	Status of Data Availability	Relevant Ministry/Division/Agency to Generate/Provide Data	Remarks
1	2	3	4	5	6	7
11.c Support least developed countries, including through financial and technical assistance, in building sustainable and resilient buildings utilizing local materials	*Lead:* ERD	MoEF; MoFA; MoHPW	11.c.1 Proportion of financial support to the least developed countries that is allocated to the construction and retrofitting of sustainable, resilient and resource-efficient buildings utilizing local materials	Partially Available	ERD	ERD has to segregate the ODA and other external resource flows as per the SDG indicators

#12: Ensure
sustainable
consumption and
production patterns

Chapter 12

Mapping of Indicators by data availability on Goal 12: Ensure sustainable consumption and production patterns

12 RESPONSIBLE CONSUMPTION AND PRODUCTION

Data Gap Analysis against Each of the Indicators for Tracking SDG 12: Responsible Consumption and Production

Sustainable Development Goals followed by Targets	Lead Ministries/ Divisions	Associate Ministries/ Divisions	Proposed Global Indicators for Performance Measurement	Status of Data Availability	Relevant Ministry/Division/Agency to Generate/Provide Data	Remarks
1	2	3	4	5	6	7
12.1 Implement the 10 Year Framework of Programmes on Sustainable Consumption and Production Patterns, all countries taking action, with developed countries taking the lead, taking into account the development and capabilities of developing countries	*Lead:* GED *Co-Lead:* MoFA	FD; MoA; MoEF; MoF; MoFL; MoInd	12.1.1 Number of countries with sustainable consumption and production (SCP) national action plans or SCP mainstreamed as a priority or a target into national policies	Not Available	MoEF	• Indicator for Global Comparison • MoEF need to adopt the targets of SDG 12 for sustainable consumption and production (SCP)
12.2 By 2030, achieve the sustainable management and efficient use of natural resources	*Lead:* MoEF	EMRD; MoInd; MoL; MoWR	12.2.1 Material footprint, material footprint per capita, and material footprint per GDP	Not Available	DoE, MoEF	• At present GHGs emission is calculated only, though that are 3/4 years old • DoE will need support/ capacity building for measuring this vital indicator. • *Indicator 8.4.1 and 12.2.1 is also the same indicator.*

Sustainable Development Goals followed by Targets	Lead Ministries/ Divisions	Associate Ministries/ Divisions	Proposed Global Indicators for Performance Measurement	Status of Data Availability	Relevant Ministry/Division/Agency to Generate/Provide Data	Remarks
1	2	3	4	5	6	7
	Lead: MoEF	EMRD; MoInd; MoL; MoWR	12.2.2 Domestic material consumption, domestic material consumption per capita, and domestic material consumption per GDP	Not Available	DoE, MoEF	● New Survey may require to be conducted by DoE with support from BBS ● *8.4.2 and 12.2.2 are same indicators*
12.3 By 2030, halve per capita global food waste at the retail and consumer levels and reduce food losses along production and supply chains, including post-harvest losses	*Lead:* MoF *Co-Lead:* MoA	MoC; MoFL; MoInf; SID	12.3.1 Global food loss index	Not Available	BBS, SID	● New Survey may require by BBS with concerned ministries ● DAE may provide partial information
12.4 By 2020, achieve the environmentally sound management of chemicals and all wastes throughout their life cycle, in accordance with agreed international frameworks, and significantly reduce their release to air, water and soil in order to minimize their adverse impacts on human health and the environment	*Lead:* MoEF	LGD; MoA; MoHFW; MoInd; MoTJ	12.4.1 Number of parties to international multilateral environmental agreements on hazardous waste, and other chemicals that meet their commitments and obligations in transmitting information as required by each relevant agreement	Not Available	DoE, MoEF	MoEF should ensure whether DoE can provide it or not.
	Lead: LGD *Co-Lead:* MoEF	MoHFW; MoInd; MoST	12.4.2 Hazardous waste generated per capita and proportion of hazardous waste treated, by type of treatment	Partially Available	a) LGD b) DoE, MoEF c) MoST	● Nuclear waste, urban solid waste, other solid waste ● BAEC (Bangladesh Atomic Energy Commission), MoST may give partial data

Sustainable Development Goals followed by Targets	Lead Ministries/ Divisions	Associate Ministries/ Divisions	Proposed Global Indicators for Performance Measurement	Status of Data Availability	Relevant Ministry/Division/Agency to Generate/Provide Data	Remarks
1	2	3	4	5	6	7
12.5 By 2030, substantially reduce waste generation through prevention, reduction, recycling and reuse	*Lead:* LGD	MoEF; MoInd; SID	12.5.1 National recycling rate, tons of material recycled	Not Available	a) LGD b) BBS, SID	● LGD can calculate from the recycle data ● BBS can deal a survey regarding similar indicators like this one
12.6 Encourage companies, especially large and transnational companies, to adopt sustainable practices and to integrate sustainability information into their reporting cycle	*Lead:* MoInd;	MoC; MoEF; MoFA	12.6.1 Number of companies publishing sustainability reports	Not Available	a) MoInd b) DoE, MoEF	MoInd and/or DoE can ask for sustainability reports from companies as national definition defined by environment Act
12.7 Promote public procurement practices that are sustainable, in accordance with national policies and priorities	*Lead:* IMED (CPTU)	BD; LGD; MoE; MoHPW; MoInd; MoR; MoWR; PD; RTHD	12.7.1 Number of countries implementing sustainable public procurement policies and action plans	Partially Available	CPTU, IMED	Yes/No Indicator for Global Comparison
12.8 By 2030, ensure that people everywhere have the relevant information and awareness for sustainable development and lifestyles in harmony with nature	*Lead:* MoE, *Co-Lead:* MoPME	GED; MoEF; MoInd (BIM); MoInf; PMO	12.8.1 Extent to which (i) global citizenship education and (ii) education for sustainable development (including climate change education) are mainstreamed in (a) national education policies; (b) curricula; (c) teacher education; and (d) student assessment	Partially Available	a) MoE b) MoPME	BANBEIS, MoE DPE may give partial data

Sustainable Development Goals followed by Targets	Lead Ministries/ Divisions	Associate Ministries/ Divisions	Proposed Global Indicators for Performance Measurement	Status of Data Availability	Relevant Ministry/Division/Agency to Generate/Provide Data	Remarks
1	2	3	4	5	6	7
12.a Support developing countries to strengthen their scientific and technological capacity to move towards more sustainable patterns of consumption and production	*Lead:* ERD *Co-Lead:* MoFA	MoC; MoEF; MoInd	12.a.1 Amount of support to developing countries on research and development for sustainable consumption and production and environmentally sound technologies	Not Available	ERD	ERD can calculate amount of support regarding this indicators
12.b Develop and implement tools to monitor sustainable development impacts for sustainable tourism that creates jobs and promotes local culture and products	*Lead:* MoCAT	MoCA; MoCHTA; MoEF	12.b.1 Number of sustainable tourism strategies or policies and implemented action plans with agreed monitoring and evaluation tools	Not Available	a) MoCAT b) BFD, MoEF c) MoCA	MoCAT can generate data for this indicator by collecting information from BFD and MoCA
12.c Rationalize inefficient fossil-fuel subsidies that encourage wasteful consumption by removing market distortions, in accordance with national circumstances, including by restructuring taxation and phasing out those harmful subsidies, where they exist, to reflect their environmental impacts, taking fully into account the specific needs and conditions of developing countries and minimizing the possible adverse impacts on their development in a manner that protects the poor and the affected communities	*Lead:* FD	EMRD; IRD; PD	12.c.1 Amount of fossil-fuel subsidies per unit of GDP (production and consumption) and as a proportion of total national expenditure on fossil fuels	Partially Available	a) FD b) EMRD	● Fossil-fuel subsidies per unit of GDP can be calculated by FD ● Fossil-fuel subsidies as a proportion of total national expenditure on fossil fuels will require data from EMRD and calculated by FD

#13: Take urgent action
to combat climate
change and its impacts

Chapter 13

Mapping of Indicators by data availability on Goal 13: Take urgent action to combat climate change and its impacts

Data Gap Analysis against Each of the Indicators for Tracking SDG 13: Climate Action

Sustainable Development Goals followed by Targets	Lead Ministries/ Divisions	Associate Ministries/ Divisions	Proposed Global Indicators for Performance Measurement	Status of Data Availability	Relevant Ministry/Division/ Agency to Generate/Provide Data	Remarks
1	2	3	4	5	6	7
13.1 Strengthen resilience and adaptive capacity to climate-related hazards and natural disasters in all countries	*Lead:* MoDMR	LGD; MoD; MoEF; MoHA (FSCD); MoPA	13.1.1 Number of countries with national and local disaster risk reduction strategies	Partially Available	DDM, MoDMR	● Yes/No Indicator for Global Comparison ● Local indicators will be required ● *Indicator 1.5.3, 11.b.2 and 13.1.1 are the same indicator.*
	Lead: MoDMR	LGD; MoD; MoEF; MoHA (FSCD); MoPA	13.1.2 Number of deaths, missing persons and persons affected by disaster per 100,000 people	Readily Available	a) DDM, MoDMR b) BBS (ICCHL), SID c) MIS, DGHS, MoHFW d) BFD, MoEF	● Death/Missing due to effect of disaster need to be incorporated in ICCHL survey ● The denominator should be confirmed in the data sources and methodology which can be followed from UN proposed metadata. ● *13.1.2, 1.5.1 and 11.5.1 are same indicator*

Sustainable Development Goals followed by Targets	Lead Ministries/ Divisions	Associate Ministries/ Divisions	Proposed Global Indicators for Performance Measurement	Status of Data Availability	Relevant Ministry/Division/ Agency to Generate/Provide Data	Remarks
1	2	3	4	5	6	7
13.2 Integrate climate change measures into national policies, strategies and planning	*Lead:* GED	AWRRID; MoDMR; MoEF; MoFA; Prog.Div.	13.2.1 Number of countries that have communicated the establishment or operationalization of an integrated policy/strategy/plan which increases their ability to adapt to the adverse impacts of climate change, and foster climate resilience and low greenhouse gas emissions development in a manner that does not threaten food production (including a national adaptation plan, nationally determined contribution, national communication, biennial update report or other)	Not Available	a) MoEF b) MoDMR	● Yes/No Indicator for Global Comparison ● Local indicators will be required
13.3 Improve education, awareness-raising and human and institutional capacity on climate change mitigation, adaptation, impact reduction and early warning	*Lead:* MoEF, *Co-Lead:* MoDMR	LGD; MoD; MoE; MoHA; MoInd (BIM); MoInf; MoPME	13.3.1 Number of countries that have integrated mitigation, adaptation, impact reduction and early warning into primary, secondary and tertiary curricula	Partially Available	MoDMR	● Indicator for Global Comparison ● MoE and MoPME can provide data for this indicator ● Local indicators will be required
	Lead: MoEF, *Co-Lead*: MoDMR	LGD; MoD; MoE; MoHA; MoInd (BIM); MoInf; MoPA; MoPME	13.3.2 Number of countries that have communicated the strengthening of institutional, systemic and individual capacity-building to implement adaptation, mitigation and technology transfer, and development actions	Not Available	a) MoDMR b) DoE, MoEF	● Composite Indicator for Global Comparison ● Local indicators will be required

Sustainable Development Goals followed by Targets	Lead Ministries/ Divisions	Associate Ministries/ Divisions	Proposed Global Indicators for Performance Measurement	Status of Data Availability	Relevant Ministry/Division/ Agency to Generate/Provide Data	Remarks
1	2	3	4	5	6	7
13.a Implement the commitment undertaken by developed-country parties to the United Nations Framework Convention on Climate Change to a goal of mobilizing jointly $100 billion annually by 2020 from all sources to address the needs of developing countries in the context of meaningful mitigation actions and transparency on implementation and fully operationalize the Green Climate Fund through its capitalization as soon as possible	*Lead:* MoEF	BFID (BB); ERD; MoFA	13.a.1 Mobilized amount of United States dollars per year starting in 2020 accountable towards the $100 billion commitment	Not Available	a) ERD b) MoEF	• Data will be required after 2020 • ERD has to track the $100 billion commitment as per this indicator • *Indicator 7.a.1 and 13.a.1 is the same indicator.*
13.b Promote mechanisms for raising capacity for effective climate change-related planning and management in least developed countries and small island developing States, including focusing on women, youth and local and marginalized communities	*Lead:* MoEF	ERD; GED; MoInd	13.b.1 Number of least developed countries and small island developing States that are receiving specialized support, and amount of support, including finance, technology and capacity-building, for mechanisms for raising capacities for effective climate change-related planning and management, including focusing on women, youth and local and marginalized communities	Not Available	ERD	• Indicator for Global Comparison • Local indicators will be required to track the specialized support as suggested in this indicator

#14: Conserve and sustainably use the oceans, seas and marine resources for sustainable development

Chapter 14

Mapping of Indicators by data availability on Goal 14: Conserve and sustainably use the oceans, seas and marine resources for sustainable development

Data Gap Analysis against Each of the Indicators for Tracking SDG 14: Life Below Water

Sustainable Development Goals followed by Targets	Lead Ministries/ Divisions	Associate Ministries/ Divisions	Proposed Global Indicators for Performance Measurement	Status of Data Availability	Relevant Ministry/Division/Agency to Generate/Provide Data	Remarks
1	2	3	4	5	6	7
14.1 By 2025, prevent and significantly reduce marine pollution of all kinds, in particular from land-based activities, including marine debris and nutrient pollution	*Lead:* MoWR	MoD (BN); MoEF; MoFA; MoFL; MoHA; MoS; MoST	14.1.1 Index of coastal eutrophication and floating plastic debris density	Not Available	a) DoE, MoEF b) MoS c) BN, MoD	DoE, MoS, BN will require capacity building to deal survey in the marine areas
14.2 By 2020, sustainably manage and protect marine and coastal ecosystems to avoid significant adverse impacts, including by strengthening their resilience,	*Lead:* MoWR; *Co-Lead:* MoS	MoD; MoEF; MoFA; MoFL; MoHA (Coast Guard); MoST	14.2.1 Proportion of national exclusive economic zones managed using ecosystem-based approaches	Not Available	a) DoE, MoEF b) BFD, MoEF	DoE will have to enhance its capacity to do survey in regards of relevant SDGs indicators and targets

Sustainable Development Goals followed by Targets	Lead Ministries/ Divisions	Associate Ministries/ Divisions	Proposed Global Indicators for Performance Measurement	Status of Data Availability	Relevant Ministry/Division/Agency to Generate/Provide Data	Remarks
1	2	3	4	5	6	7
and take action for their restoration in order to achieve healthy and productive oceans						
14.3 Minimize and address the impacts of ocean acidification, including through enhanced scientific cooperation at all levels	*Lead:* MoEF	EMRD; MoD; MoFA; MoFL; MoInd; MoS; MoST	14.3.1 Average marine acidity (pH) measured at agreed suite of representative sampling stations	Readily Available	DoE, MoEF	
14.4 By 2020, effectively regulate harvesting and end overfishing, illegal, unreported and unregulated fishing and destructive fishing practices and implement science-based management plans, in order to restore fish stocks in the shortest time feasible, at least to levels that can produce maximum sustainable yield as determined by their biological characteristics	*Lead:* MoFL	MoD (BN); MoHA; SID	14.4.1 Proportion of fish stocks within biologically sustainable levels	Partially Available	a) BBS, SID b) DoF, MoFL	After 2018 (Fisheries Census) BBS may provide proxy data on it
14.5 By 2020, conserve at least 10 per cent of coastal and marine areas, consistent with national and international law and based on the best available scientific information	*Lead:* MoEF; *Co-Lead:* MoFL	MoD (BN); MoFA; MoHA; MoS	14.5.1 Coverage of protected areas in relation to marine areas	Not Available	a) DoE, MoEF b) BFD, MoEF c) DoF, MoFL	Joint approach with a lead from MoEF will be required to measure the indicator.
14.6 By 2020, prohibit certain forms of fisheries subsidies which contribute to	*Lead:* MoFL *Co-Lead:*	FD; MoC; MoFA; MoHA	14.6.1 Progress by countries in the degree of implementation of international instruments aiming to combat illegal, unreported and	Not Available	a) DoF, MoFL b) BN, MoD	Code of Conduct for Responsible Fisheries (CCRF) survey will be

Sustainable Development Goals followed by Targets	Lead Ministries/ Divisions	Associate Ministries/ Divisions	Proposed Global Indicators for Performance Measurement	Status of Data Availability	Relevant Ministry/Division/Agency to Generate/Provide Data	Remarks
1	2	3	4	5	6	7
overcapacity and overfishing, eliminate subsidies that contribute to illegal, unreported and unregulated fishing and refrain from introducing new such subsidies, recognizing that appropriate and effective special and differential treatment for developing and least developed countries should be an integral part of the World Trade Organization fisheries subsidies negotiation (Taking into account on going World Trade Organization negotiations, the Doha Development Agenda and the Hong Kong ministerial mandate).	MoD (BN)		unregulated fishing			required to be done by DoF to provide data in near future.
14.7 By 2030, increase the economic benefits to small island developing States and least developed countries from the sustainable use of marine resources, including through sustainable management of fisheries, aquaculture and tourism	*Lead:* MoFL	LGD; MoCAT; SID	14.7.1 Sustainable fisheries as a percentage of GDP in small island developing States, least developed countries and all countries	Partially Available	a) NAW, BBS, SID b) DoF, MoFL	DoF will have to cope with the measurement of "Sustainable Fisheries" for NAW, BBS.

Sustainable Development Goals followed by Targets	Lead Ministries/ Divisions	Associate Ministries/ Divisions	Proposed Global Indicators for Performance Measurement	Status of Data Availability	Relevant Ministry/Division/Agency to Generate/Provide Data	Remarks
1	2	3	4	5	6	7
14.a Increase scientific knowledge, develop research capacity and transfer marine technology, taking into account the Intergovernmental Oceanographic Commission Criteria and Guidelines on the Transfer of Marine Technology, in order to improve ocean health and to enhance the contribution of marine biodiversity to the development of developing countries, in particular small island developing States and least developed countries	*Lead:* MoST; *Co-Lead:* MoS	FD; MoD; MoE; MoFA; MoFL; MoHA	14.a.1 Proportion of total research budget allocated to research in the field of marine technology	Partially Available	FD	FD has compile the budget data as suggested by MoST, MoS, MoFL and MoE who are having marine researches.
14.b Provide access for small-scale artisanal fishers to marine resources and markets	*Lead:* MoFL	MoD; MoHA (Coast Guard)	14.b.1 Progress by countries in the degree of application of a legal/regulatory/policy/institutional framework which recognizes and protects access rights for small-scale fisheries	Not Available	DoF, MoFL	• Voluntary Guidelines for Securing Sustainable Small-Scale Fisheries in the Context of Food Security and Poverty Eradication (SSF Guidelines) will be required to be followed by DoF for dealing fisheries related survey • Indicator for Global Comparison

Sustainable Development Goals followed by Targets	Lead Ministries/ Divisions	Associate Ministries/ Divisions	Proposed Global Indicators for Performance Measurement	Status of Data Availability	Relevant Ministry/Division/Agency to Generate/Provide Data	Remarks
1	2	3	4	5	6	7
14.c Enhance the conservation and sustainable use of oceans and their resources by implementing international law as reflected in the United Nations Convention on the Law of the Sea, which provides the legal framework for the conservation and sustainable use of oceans and their resources, as recalled in paragraph 158 of "The future we want"	*Lead:* MoFA	MoEF; MoFL; MoHA; MoS	14.c.1 Number of countries making progress in ratifying, accepting and implementing through legal, policy and institutional frameworks, ocean-related instruments that implement international law, as reflected in the United Nation Convention on the Law of the Sea, for the conservation and sustainable use of the oceans and their resources	Not Available	MoFA	• Indicator for Global Comparison • MoFA and MoLE will have to ensure implementation of branches of ILO Maritime Labour Convention of 2006 as ratified in 2014 by Bangladesh

#15: Protect, restore and promote sustainable use of terrestrial ecosystems, sustainably manage forests, combat desertification, and halt and reverse land degradation, and halt biodiversity loss

Chapter 15

Mapping of Indicators by data availability on Goal 15: Protect, restore and promote sustainable use of terrestrial ecosystems, sustainably manage forests, combat desertification, and halt and reverse land degradation and halt biodiversity loss

Data Gap Analysis against Each of the Indicators for Tracking SDG 15: Life on Land

Sustainable Development Goals followed by Targets	Lead Ministries/ Divisions	Associate Ministries/ Divisions	Proposed Global Indicators for Performance Measurement	Status of Data Availability	Relevant Ministry/Division/Agency to Generate/Provide Data	Remarks
1	2	3	4	5	6	7
15.1 By 2020, ensure the conservation, restoration and sustainable use of terrestrial and inland freshwater ecosystems and their services, in particular forests, wetlands, mountains and dry lands, in line with obligations under international agreements	*Lead:* MoEF	MoA; MoCHTA; MoFL; MoL; MoS; MoWR	15.1.1 Forest area as a proportion of total land area	Readily Available	BFD, MoEF	
	Lead: MoEF	MoA; MoCHTA; MoFL; MoL; MoS; MoWR	15.1.2 Proportion of important sites for terrestrial and freshwater biodiversity that are covered by protected areas, by ecosystem type	Not Available	a) DoE, MoEF b) DoF, MoFL	DoE and DoF will have to do survey in regards of similar SDGs indicators and targets

Sustainable Development Goals followed by Targets	Lead Ministries/ Divisions	Associate Ministries/ Divisions	Proposed Global Indicators for Performance Measurement	Status of Data Availability	Relevant Ministry/Division/Agency to Generate/Provide Data	Remarks
1	2	3	4	5	6	7
15.2 By 2020, promote the implementation of sustainable management of all types of forests, halt deforestation, restore degraded forests and substantially increase afforestation and reforestation globally	*Lead:* MoEF	CD; LGD; MoInf; MoL	15.2.1 Progress towards sustainable forest management	Not Available	BFD, MoEF	• An "index of sustainable forest management" with four sub-indicators can be used as suggested in metadata • Capacity building for measuring such indicators will be required for Forest Department
15.3 By 2030, combat desertification, restore degraded land and soil, including land affected by desertification, drought and floods, and strive to achieve a land degradation-neutral world	*Lead:* MoEF *Co-Lead:* MoL	LGD; MoA; MoDMR; MoWR	15.3.1 Proportion of land that is degraded over total land area	Partially Available	a) DoE, MoEF b) MoL c) MoA	DoE/MoL/MoA can provide the data on this indicator from existing data
15.4 By 2030, ensure the conservation of mountain ecosystems, including their biodiversity, in order to enhance their capacity to provide benefits that are essential for sustainable development	*Lead:* MoEF	LGD; MoA; MoCAT; MoCHTA; MoL	15.4.1 Coverage by protected areas of important sites for mountain biodiversity	Not Available	a) BFD, MoEF b) MoCHTA	BFD can suggest a proxy indicator for the hilly region of Bangladesh
	Lead: MoEF	MoCHTA	15.4.2 Mountain Green Cover Index	Partially Available	a) BFD, MoEF b) MoCHTA	Can be measured by BFD.

Sustainable Development Goals followed by Targets	Lead Ministries/ Divisions	Associate Ministries/ Divisions	Proposed Global Indicators for Performance Measurement	Status of Data Availability	Relevant Ministry/Division/Agency to Generate/Provide Data	Remarks
1	2	3	4	5	6	7
15.5 Take urgent and significant action to reduce the degradation of natural habitats, halt the loss of biodiversity and, by 2020, protect and prevent the extinction of threatened species	*Lead:* MoEF	MoA; MoFL; MoInf	15.5.1 Red List Index	Readily Available	a) MoEF b) BFD, MoEF	
15.6 Promote fair and equitable sharing of the benefits arising from the utilization of genetic resources and promote appropriate access to such resources, as internationally agreed	*Lead:* MoEF	MoA; MoFL; MoST	15.6.1 Number of countries that have adopted legislative, administrative and policy frameworks to ensure fair and equitable sharing of benefits		MoEF	Indicator for Global Comparison
15.7 Take urgent action to end poaching and trafficking of protected species of flora and fauna and address both demand and supply of illegal wildlife products	*Lead:* MoEF	LJD; MoFL; MoHA	15.7.1 Proportion of traded wildlife that was poached or illicitly trafficked	Partially Available	a) BFD, MoEF b) DoE, MoEF	• BFD can measure the PIT as suggested in Metadata from the available data • *15.7.1 and 15.c.1 are same indicator*
15.8 By 2020, introduce measures to prevent the introduction and significantly reduce the impact of invasive alien species on land and water ecosystems and control or eradicate the priority species	*Lead:* MoEF	MoA; MoFL	15.8.1 Proportion of countries adopting relevant national legislation and adequately resourcing the prevention or control of invasive alien species	Not Available	MoEF	• Indicator for Global Comparison • Proxy indicator may require for the target

Sustainable Development Goals followed by Targets	Lead Ministries/ Divisions	Associate Ministries/ Divisions	Proposed Global Indicators for Performance Measurement	Status of Data Availability	Relevant Ministry/Division/Agency to Generate/Provide Data	Remarks
1	2	3	4	5	6	7
15.9 By 2020, integrate ecosystem and biodiversity values into national and local planning, development processes, poverty reduction strategies and accounts	*Lead:* MoEF	GED; LGD; SID	15.9.1 Progress towards national targets established in accordance with Aichi Biodiversity Target 2 of the Strategic Plan for Biodiversity 2011-2020	Not Available	a) MoEF b) BFD, MoEF	Proxy indicator is required for measuring the achievement of the target
15.a Mobilize and significantly increase financial resources from all sources to conserve and sustainably use biodiversity and ecosystems	*Lead:* ERD *Co-Lead:* FD	MoEF; MoFA	15.a.1 Official development assistance and public expenditure on conservation and sustainable use of biodiversity and ecosystems	Partially Available	a) ERD b) FD c) MoEF d) MoA	• ERD has to track the ODA, segregated as per the SDGs indicators • *15.a.1 and 15.b.1 are same indicator*
15.b Mobilize significant resources from all sources and at all levels to finance sustainable forest management and provide adequate incentives to developing countries to advance such management, including for conservation and reforestation	*Lead:* ERD	FD; MoEF; MoFA	15.b.1 Official development assistance and public expenditure on conservation and sustainable use of biodiversity and ecosystems	Partially Available	a) ERD b) FD c) MoEF d) MoA	• ERD has to track the ODA, segregated as per the SDGs indicators • *15.a.1 and 15.b.1 are same indicator*
15.c Enhance global support for efforts to combat poaching and trafficking of protected species, including by increasing the capacity of local communities to pursue sustainable livelihood opportunities	*Lead:* MoEF; *Co-Lead:* MoFA	LGD; MoD; MoHA	15.c.1 Proportion of traded wildlife that was poached or illicitly trafficked	Partially Available	a) BFD, MoEF b) DoE, MoEF	• BFD can measure the PIT as suggested in Metadata from the available data • *15.7.1 and 15.c.1 are same indicator*

#16: Promote peaceful and inclusive societies for sustainable development, provide access to justice for all and build effective, accountable and inclusive institutions at all levels

Chapter 16

Mapping of Indicators by data availability on Goal 16: Promote peaceful and inclusive societies for sustainable development,provide access to justice for all and build effective, accountable and inclusive institutions at all levels

Data Gap Analysis against Each of the Indicators for Tracking SDG 16: Peace, Justice and Strong Institutions

Sustainable Development Goals followed by Targets	Lead Ministries/ Divisions	Associate Ministries/ Divisions	Proposed Global Indicators for Performance Measurement	Status of Data Availability	Relevant Ministry/Division/Agency to Generate/Provide Data	Remarks
1	2	3	4	5	6	7
16.1 Significantly reduce all forms of violence and related death rates everywhere	*Lead:* MoHA	CD; LJD; LPAD; MoSW; MoWCA; NHRC	16.1.1 Number of victims of intentional homicide per 100,000 population, by sex and age	Partially Available	BP, MoHA	• BP can generate this data from existing information available at Police Stations • Need to disaggregate by sex and age
	Lead: MoHA	NHRC	16.1.2 Conflict-related deaths per 100,000 population, by sex, age and cause	Partially Available	BP, MoHA	Ditto
	Lead: MoHA	LJD; MoWCA; SID	16.1.3 Proportion of population subjected to physical, psychological or sexual violence in the previous 12 months	Readily Available	BBS (VAW), SID	
	Lead: MoHA	LGD; SID	16.1.4 Proportion of population that feel safe walking alone around the area they live	Not Available	BBS, SID	New Survey by BBS will be required regarding security and human rights

Sustainable Development Goals followed by Targets	Lead Ministries/ Divisions	Associate Ministries/ Divisions	Proposed Global Indicators for Performance Measurement	Status of Data Availability	Relevant Ministry/Division/Agency to Generate/Provide Data	Remarks
1	2	3	4	5	6	7
16.2 End abuse, exploitation, trafficking and all forms of violence against and torture of children	*Lead:* MoHA; *Co-Lead:* MoWCA	LJD; MoE; MoFA; MoInf; MoPME; MoSW; NHRC; SID	16.2.1 Proportion of children aged 1-17 years who experienced any physical punishment and/or psychological aggression by caregivers in the past month	Not Available	a) BBS, SID b) Child Help Line, 1098 of DSS, MoSW	Ditto
	Lead: MoHA	MoDMR; MoFA; MoSW; MoWCA	16.2.2 Number of victims of human trafficking per 100,000 population, by sex, age and form of exploitation	Partially Available	a) BGB, MoHA b) BP, MoHA	• BP and BGB can generate this data from existing information available Need to • Disaggregated data will be required
	Lead: MoWCA *Co-Lead:* MoHA	MoE; SID	16.2.3 Proportion of young women and men aged 18-29 years who experienced sexual violence by age 18	Readily Available	BBS (VAW), SID	
16.3 Promote the rule of law at the national and international levels and ensure equal access to justice for all	*Lead:* LJD; *Co-Lead:* LPAD	C&AG; LGD; LPAD; MoFA; MoHA; MoPA; NHRC; SID	16.3.1 Proportion of victims of violence in the previous 12 months who reported their victimization to competent authorities or other officially recognized conflict resolution mechanisms	Partially Available	a) BBS, SID b) BP, MoHA	• New Survey by BBS will be required regarding security and human rights • Need to establish an MIS for similar indicators of SDGs
	Lead: MoHA	LJD; LPAD	16.3.2 Unsentenced detainees as a proportion of overall prison population	Readily Available	Department of Prison (DoP), MoHA	

Sustainable Development Goals followed by Targets	Lead Ministries/ Divisions	Associate Ministries/ Divisions	Proposed Global Indicators for Performance Measurement	Status of Data Availability	Relevant Ministry/Division/Agency to Generate/Provide Data	Remarks
1	2	3	4	5	6	7
16.4 By 2030, significantly reduce illicit financial and arms flows, strengthen the recovery and return of stolen assets and combat all forms of organized crime	*Lead:* BFID (BB); *Co-Lead:* MoHA	ACC; IRD; MoFA	16.4.1 Total value of inward and outward illicit financial flows (in current United States dollars)	Partially Available	BFID (BB)	BB can provide data for this indicator
	Lead: MoHA		16.4.2 Proportion of seized small arms and light weapons that are recorded and traced, in accordance with international standards and legal instruments	Partially Available	a) MoHA b) MoD	• MoHA and MoD can produce the data • Proxy data can be advised
16.5 Substantially reduce corruption and bribery in all their forms	*Lead:* CD	ACC; Inf.Com.; MoFA; MoInf; MoPA; MoRA; SID	16.5.1 Proportion of persons who had at least one contact with a public official and who paid a bribe to a public official, or were asked for a bribe by those public officials, during the previous 12 months	Not Available	BBS, SID	National Integrity Strategy based survey may be done by BBS regarding relevant SDGs indicators
	Lead: CD	ACC; Inf.Com.; MoFA; MoInf; MoPA; MoRA; SID	16.5.2 Proportion of businesses that had at least one contact with a public official and that paid a bribe to a public official, or were asked for a bribe by those public officials during the previous 12 months	Not Available	BBS, SID	Ditto
16.6 Develop effective, accountable and transparent institutions at all levels	*Lead:* CD	C&AG; EC; FD; Inf.Com.; LPAD; MoFA; MoPA; Prog.Div.; PMO	16.6.1 Primary government expenditures as a proportion of original approved budget, by sector (or by budget codes or similar)	Readily Available	FD	
	Lead: CD	EC; Inf.Com.; LPAD; MoFA;	16.6.2 Proportion of the population satisfied with their	Not Available	BBS, SID	National Integrity Strategy based survey

Sustainable Development Goals followed by Targets	Lead Ministries/ Divisions	Associate Ministries/ Divisions	Proposed Global Indicators for Performance Measurement	Status of Data Availability	Relevant Ministry/Division/Agency to Generate/Provide Data	Remarks
1	2	3	4	5	6	7
		MoPA; SID	last experience of public services			may be done by BBS regarding relevant SDGs indicators
16.7 Ensure responsive, inclusive, participatory and representative decision-making at all levels	*Lead:* MoPA	CD; EC; Inf.Com.; LGD; LPAD; MoFA; MoSW	16.7.1 Proportions of positions (by sex, age, persons with disabilities and population groups) in public institutions (national and local legislatures, public service, and judiciary) compared to national distributions	Partially Available	a) MoPA b) LGD c) LPAD d) LJD	• Need to establish MIS system in LGD, LPAD and LJD for providing segregated data • MoPA can take lead to provide compiled data for this indicator
	Lead: GED	CD; EC; Inf.Com.; LGD; LPAD; MoFA; MoSW; SID	16.7.2 Proportion of population who believe decision-making is inclusive and responsive, by sex, age, disability and population group	Not Available	BBS, SID	National Integrity Strategy based survey may be done by BBS regarding relevant SDGs indicators
16.8 Broaden and strengthen the participation of developing countries in the institutions of global governance	*Lead:* MoFA	ERD; FD	16.8.1 Proportion of members and voting rights of developing countries in international organizations	Not Available	a) FD b) ERD	• Global indicators for international comparison, to be calculated by UN. • *10.6.1 and 16.8.1 are same indicator*
16.9 By 2030, provide legal identity for all, including birth registration	*Lead:* LGD *Co- Lead:* EC	CD; SID	16.9.1 Proportion of children under 5 years of age whose births have been registered with a civil authority, by age	Partially Available	LGD	Need to establish MIS system in LGD for providing segregated data
16.10 Ensure public access to information and protect fundamental freedoms, in accordance with national legislation and international agreement	*Lead:* MoInf	CD; Inf.Com.; LGD; LJD; MoEWOE; MoFA; MoHA; NHRC	16.10.1 Number of verified cases of killing, kidnapping, enforced disappearance, arbitrary detention and torture of journalists, associated media personnel, trade unionists and human rights advocates in the	Not Available	a) BP, MoHA b) Registrar, Supreme Court c) NHRC	NHRC can take lead to provide data for this indicator by compiling information available at BP and Registrar, Supreme Court.

Sustainable Development Goals followed by Targets	Lead Ministries/ Divisions	Associate Ministries/ Divisions	Proposed Global Indicators for Performance Measurement	Status of Data Availability	Relevant Ministry/Division/Agency to Generate/Provide Data	Remarks
1	2	3	4	5	6	7
			previous 12 months			
	Lead: MoInf	LPAD	16.10.2 Number of countries that adopt and implement constitutional, statutory and/or policy guarantees for public access to information	Partially Available	MoFA (UPR)	Global indicator for country comparison
16.a Strengthen relevant national institutions, including through international cooperation, for building capacity at all levels, in particular in developing countries, to prevent violence and combat terrorism and crime	*Lead:* MoHA; *Co-Lead:* MoPA	ERD; MoFA; MoInd (BIM); NHRC	16.a.1 Existence of independent national human rights institutions in compliance with the Paris Principles	Partially Available	a) MoFA (UPR) b) NHRC	Global indicator for country comparison
16.b Promote and enforce non-discriminatory laws and policies for sustainable development	*Lead:* LPAD	CD; GED; LJD; MoHA; SID	16.b.1 Proportion of population reporting having personally felt discriminated against or harassed in the previous 12 months on the basis of a ground of discrimination prohibited under international human rights law	Not Available	a) BBS, SID b) MoFA (UPR)	● New Survey by BBS will be required regarding security and ● human rights *10.3.1 and 16.b.1 are same indicator*

#17: Strengthen the means of implementation and revitalize the global partnership for sustainable development

Chapter 17

Mapping of Indicators by data availability on Goal 17: Strengthen the means of implementation and revitalize the Global Partnership for Sustainable Development

Data Gap Analysis against Each of the Indicators for Tracking SDG 17: Partnership for the Goals

Sustainable Development Goals followed by Targets	Lead Ministries/ Divisions	Associate Ministries/ Divisions	Proposed Global Indicators for Performance Measurement	Status of Data Availability	Relevant Ministry/Division/Agency to Generate/Provide Data	Remarks
1	2	3	4	5	6	7
Finance 17.1 Strengthen domestic resource mobilization, including through international support to developing countries, to improve domestic capacity for tax and other revenue collection	*Lead:* IRD	ERD; FD; GED; MoFA; SID	17.1.1 Total government revenue as a proportion of GDP, by source	Readily Available	NBR, IRD	
	Lead: FD	IRD	17.1.2 Proportion of domestic budget funded by domestic taxes	Readily Available	FD	

Sustainable Development Goals followed by Targets	Lead Ministries/ Divisions	Associate Ministries/ Divisions	Proposed Global Indicators for Performance Measurement	Status of Data Availability	Relevant Ministry/Division/Agency to Generate/Provide Data	Remarks
1	2	3	4	5	6	7
17.2 Developed countries to implement fully their official development assistance commitments, including the commitment by many developed countries to achieve the target of 0.7 per cent of gross national income for official development assistance (ODA/GNI) to developing countries and 0.15 to 0.20 per cent of ODA/GNI to least developed countries; ODA providers are encouraged to consider setting a target to provide at least 0.20 per cent of ODA/GNI to least developed countries	*Lead:* ERD	FD; MoFA	17.2.1 Net official development assistance, total and to least developed countries, as a proportion of the Organization for Economic Cooperation and Development (OECD) Development Assistance Committee donors' gross national income (GNI)	Readily Available	ERD	Global data should also be provided by ERD from UN Sources
17.3 Mobilize additional financial resources for developing countries from multiple sources	*Lead:* ERD	BFID (BB); FD; MoFA; PMO (BEPZA, BEZA, BIDA)	17.3.1 Foreign direct investments (FDI), official development assistance and South-South Cooperation as a proportion of total domestic budget	Partially Available	a) BIDA, PMO b) ERD	BIDA and ERD will have to calculate this indicator from readily available data
	Lead: BFID (BB)	MoEWOE; MoFA	17.3.2 Volume of remittances (in United States dollars) as a proportion of total GDP	Readily Available	BFID (BB)	
17.4 Assist developing countries in attaining long-term debt sustainability through coordinated policies	*Lead:* FD	BFID (BB); ERD; MoFA	17.4.1 Debt service as a proportion of exports of goods and services	Readily Available	a) ERD b) FD	

Sustainable Development Goals followed by Targets	Lead Ministries/ Divisions	Associate Ministries/ Divisions	Proposed Global Indicators for Performance Measurement	Status of Data Availability	Relevant Ministry/Division/Agency to Generate/Provide Data	Remarks
1	2	3	4	5	6	7
aimed at fostering debt financing, debt relief and debt restructuring, as appropriate, and address the external debt of highly indebted poor countries to reduce debt distress						
17.5 Adopt and implement investment promotion regimes for least developed countries	*Lead:* PMO (BIDA)	FD; GED; IRD; MoC; MoFA; PMO (BEPZA, BEZA, PPPA)	17.5.1 Number of countries that adopt and implement investment promotion regimes for least developed countries	Partially Available	a) BIDA, PMO b) NBR, IRD	Yes/No Indicator for Global Comparison
Technology 17.6 Enhance North-South, South-South and triangular regional and international cooperation on and access to science, technology and innovation and enhance knowledge sharing on mutually agreed terms, including through improved coordination among existing mechanisms, in particular at the United Nations level, and through a global technology facilitation mechanism	*Lead:* MoST	ERD; ICTD; MoC; MoFA; MoInd	17.6.1 Number of science and/or technology cooperation agreements and programmes between countries, by type of cooperation	Partially Available	a) MoST b) MoFA c) ERD	MoST may take the lead to provide the data for Number of science and/or technology cooperation agreements
	Lead: PTD	ICTD	17.6.2 Fixed Internet broadband subscriptions per 100 inhabitants, by speed	Readily Available	BTRC, PTD	
17.7 Promote the development, transfer,	*Lead:* MoEF	ERD; IRD; MoDMR;	17.7.1 Total amount of approved funding for	Partially Available	ERD	Along with the Bangladesh Part ERD can

Sustainable Development Goals followed by Targets	Lead Ministries/ Divisions	Associate Ministries/ Divisions	Proposed Global Indicators for Performance Measurement	Status of Data Availability	Relevant Ministry/Division/Agency to Generate/Provide Data	Remarks
1	2	3	4	5	6	7
dissemination and diffusion of environmentally sound technologies to developing countries on favourable terms, including on concessional and preferential terms, as mutually agreed		MoFA; MoInd; MoST; PMO (BIDA)	developing countries to promote the development, transfer, dissemination and diffusion of environmentally sound technologies			also collect Global data from UN Sources for reporting
17.8 Fully operationalize the technology bank and science, technology and innovation capacity-building mechanism for least developed countries by 2017 and enhance the use of enabling technology, in particular information and communications technology	*Lead:* ICTD *Co- Lead:* PTD	ERD; IRD (NBR); MoFA; MoFL; MoPA; MoST; PMO (a2i)	17.8.1 Proportion of individuals using the Internet	Readily Available	BTRC, PTD	
Capacity-building 17.9 Enhance international support for implementing effective and targeted capacity-building in developing countries to support national plans to implement all the Sustainable Development Goals, including through North-South, South-South and triangular cooperation	Lead: ERD *Co-Lead:* MoFA	FD; GED; MoPA; PMO	17.9.1 Dollar value of financial and technical assistance (including through North-South, South-South and triangular cooperation) committed to developing countries	Partially Available	a) BFID (BB) b) ERD	ERD will have to calculate this indicator from the available data as the Creditor Reporting System suggested by DAC/OECD
Trade 17.10 Promote a universal,	*Lead:* MoC *Co-Lead:*	ERD; GED; IRD (NBR)	17.10.1 Worldwide weighted tariff-average	Partially Available	a) Tariff Commission, MoC	MoC will have to calculate this indicator

Sustainable Development Goals followed by Targets	Lead Ministries/ Divisions	Associate Ministries/ Divisions	Proposed Global Indicators for Performance Measurement	Status of Data Availability	Relevant Ministry/Division/Agency to Generate/Provide Data	Remarks
1	2	3	4	5	6	7
rules-based, open, non-discriminatory and equitable multilateral trading system under the World Trade Organization, including through the conclusion of negotiations under its Doha Development Agenda	MoFA				b) WTO Cell, MoC	from the available data
17.11 Significantly increase the exports of developing countries, in particular with a view to doubling the least developed countries' share of global exports by 2020	*Lead:* MoC *Co-Lead:* MoFA	BFID (BB); IRD; MoTJ	17.11.1 Developing countries' and least developed countries' share of global exports	Partially Available	MoC	Ditto
17.12 Realize timely implementation of duty-free and quota-free market access on a lasting basis for all least developed countries, consistent with World Trade Organization decisions, including by ensuring that preferential rules of origin applicable to imports from least developed countries are transparent and simple, and contribute to facilitating market access	*Lead:* MoC *Co-Lead:* MoFA	IRD	17.12.1 Average tariffs faced by developing countries, least developed countries and small island developing States	Partially Available	Tariff Commission, MoC	Tariff Commission of MoC will have to calculate this indicator from the available data
Systemic issues *Policy and institutional*	*Lead:* FD *Co-Lead:*	BFID (BB); IRD; MoFA;	17.13.1 Macroeconomic Dashboard	Partially Available	a) GED b) FD	● FD has already initiated a process to prepare

Sustainable Development Goals followed by Targets	Lead Ministries/ Divisions	Associate Ministries/ Divisions	Proposed Global Indicators for Performance Measurement	Status of Data Availability	Relevant Ministry/Division/Agency to Generate/Provide Data	Remarks
1	2	3	4	5	6	7
coherence 17.13 Enhance global macroeconomic stability, including through policy coordination and policy coherence	GED	SID			c) NAW, BBS, SID	Macroeconomic Dashboard • FD can collaborate with GED and BBS
17.14 Enhance policy coherence for sustainable development	*Lead:* PMO *Co-Lead:* GED	BFID (BB); CD; FD; IRD; MoFA	17.14.1 Number of countries with mechanisms in place to enhance policy coherence of sustainable development	Partially Available	a) GED b) MoEF	Yes/No Indicator for Global Comparison
17.15 Respect each country's policy space and leadership to establish and implement policies for poverty eradication and sustainable development	*Lead:* GED	ERD; FD; IRD; MoC	17.15.1 Extent of use of country-owned results frameworks and planning tools by providers of development cooperation	Partially Available	a) GED b) ERD	GED can calculate as metadata suggests
Multi-stakeholder partnerships 17.16 Enhance the Global Partnership for Sustainable Development, complemented by multi-stakeholder partnerships that mobilize and share knowledge, expertise, technology and financial resources, to support the achievement of the Sustainable Development Goals in all countries, in particular developing countries	*Lead:* MoFA *Co-Lead:* ERD	GED; ICTD; IRD; MoC; MoE; MoST	17.16.1 Number of countries reporting progress in multi-stakeholder development effectiveness monitoring frameworks that support the achievement of the sustainable development goals	Not Available	ERD	ERD has to comply with development effectiveness monitoring frameworks and reporting for this Indicator
17.17 Encourage and promote effective public, public-	*Lead:* PMO	BFID (BB); FD; GED; IRD;	17.17.1 Amount of United States dollars committed to	Partially Available	a) NGO Affairs Bureau, PMO	ERD can collect the data available in NGOAB

Sustainable Development Goals followed by Targets	Lead Ministries/ Divisions	Associate Ministries/ Divisions	Proposed Global Indicators for Performance Measurement	Status of Data Availability	Relevant Ministry/Division/Agency to Generate/Provide Data	Remarks
1	2	3	4	5	6	7
private and civil society partnerships, building on the experience and resourcing strategies of partnerships		MoFA; PID	public-private and civil society partnerships		b) ERD	regarding public-private and civil society partnerships
Data, monitoring and accountability 17.18 By 2020, enhance capacity-building support to developing countries, including for least developed countries and small island developing States, to increase significantly the availability of high-quality, timely and reliable data disaggregated by income, gender, age, race, ethnicity, migratory status, disability, geographic location and other characteristics relevant in national contexts	*Lead:* SID (BBS)	BFID (BB); EMRD; ERD; FD; GED; ICTD; IRD; LGD; MoA; MoCHTA; MoE; MoEF; MoEWOE; MoF; MoFA; MoFL; MoHA; MoHFW; MoHPW; MoPA; MoPME; MoWCA; PTD	17.18.1 Proportion of sustainable development indicators produced at the national level with full disaggregation when relevant to the target, in accordance with the Fundamental Principles of Official Statistics	Not Available	a) GED b) SID	• GED will have to have the capacity to report on SDGs implementation • SID will have to report the indicators available to measure in Bangladesh from various sources
	Lead: SID (BBS)	BFID (BB); EMRD; ERD; FD; GED; ICTD; IRD; LGD; MoA; MoCHTA; MoE; MoEF; MoEWOE; MoF; MoFA; MoFL; MoHA; MoHFW;	17.18.2 Number of countries that have national statistical legislation that complies with the Fundamental Principles of Official Statistics	Partially Available	SID	Qualitative Indicator for Global Comparison

Sustainable Development Goals followed by Targets	Lead Ministries/ Divisions	Associate Ministries/ Divisions	Proposed Global Indicators for Performance Measurement	Status of Data Availability	Relevant Ministry/Division/Agency to Generate/Provide Data	Remarks
1	2	3	4	5	6	7
		MoHPW; MoPA; MoPME; MoWCA; PTD				
	Lead: SID (BBS)	BFID (BB); EMRD; ERD; FD; GED; ICTD; IRD; LGD; MoA; MoCHTA; MoE; MoEF; MoEWOE; MoF; MoFA; MoFL; MoHA; MoHFW; MoHPW; MoPA; MoPME; MoWCA; PTD	17.18.3 Number of countries with a national statistical plan that is fully funded and under implementation, by source of funding	Partially Available	SID	Qualitative Indicator for Global Comparison
17.19 By 2030, build on existing initiatives to develop measurements of progress on sustainable development that complement gross domestic product, and support statistical capacity-building in developing countries	*Lead:* SID	BFID (BB); ERD; FD; GED	17.19.1 Dollar value of all resources made available to strengthen statistical capacity in developing countries	Partially Available	a) ERD b) SID	ERD has to segregate the ODA and other external resource flows as per the SDGs indicators
	Lead: SID	LGD	17.19.2 Proportion of countries that (a) have conducted at least one population and housing census in the last 10 years; and (b) have achieved 100 per cent birth registration and 80 per cent death registration	Partially Available	a) BBS, SID b) LGD	Indicator for Global Comparison

SUSTAINABLE DEVELOPMENT GOALS
1 NO POVERTY
2 ZERO HUNGER
3 GOOD HEALTH AND WELL-BEING
4 QUALITY EDUCATION
5 GENDER EQUALITY
6 CLEAN WATER AND SANITATION
7 AFFORDABLE AND CLEAN ENERGY
8 DECENT WORK AND ECONOMIC GROWTH
9 INDUSTRY, INNOVATION AND INFRASTRUCTURE
10 REDUCED INEQUALITIES
11 SUSTAINABLE CITIES AND COMMUNITIES
12 RESPONSIBLE CONSUMPTION AND PRODUCTION
13 CLIMATE ACTION
14 LIFE BELOW WATER
15 LIFE ON LAND
16 PEACE, JUSTICE AND STRONG INSTITUTIONS
17 PARTNERSHIPS FOR THE GOALS
SUSTAINABLE DEVELOPMENT GOALS

Support to Sustainable and Inclusive Planning (SSIP) Project
General Economics Division (GED)
(Making Growth Work for the Poor)
Planning Commission
Government of the People's Republic of Bangladesh