STORMSHIELD

Today, you don't have to be a security expert to protect your data locally and in the cloud

WORK AND SHARE WITH COMPLETE PEACE OF MIND.

Find out how you can securely send sensitive data
in just a few minutes,
without any technical expertise.

Context

THE CLOUD, A SOURCE OF STRESS

The cloud is extremely useful for working together and sharing business information.

However, users are often **doubtful and anxious** about the **confidentiality and security of data** stored in the cloud..

Nearly
90%

Nearly 90% of people are **worried about possible data loss or security breaches** in cloud environments

— computing.co.uk

83%

83% of companies using the cloud have **suffered at least one security incident**

— lemondeinformatique.fr

445 billion euros

The estimated annual cost of attacks to the global economy

— Allianz Global Corporate report

Leading to

DATA **LOSS**

UNAUTHORISED DATA ACCESS

CLOUD ACT (DATA EXTRACTION)



UNSECURED INFRASTRUCTURES

LOSS OF DATA **CONTROL**

DATA **LEAKS**



NO LONGER NEED YOU FEAR

DATA SHARING IN THE CLOUD

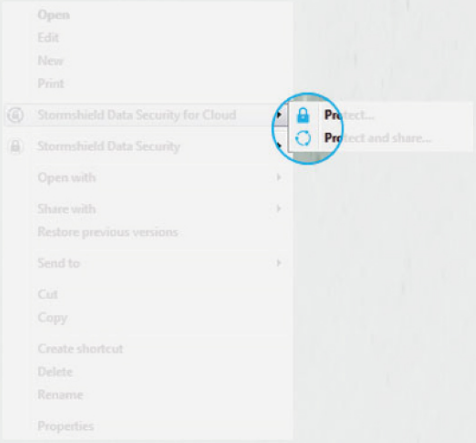
Open
Edit
New
Print
Stormshield Data Security for Cloud
Protect...
Protect and share...
Stormshield Data Security
Open with
Share with
Restore previous versions
Send to
Cut
Copy
Create shortcut
Delete
Rename
Properties

To be efficient, encryption needs to be **simple and easy for users**. The aim is to minimise handling.

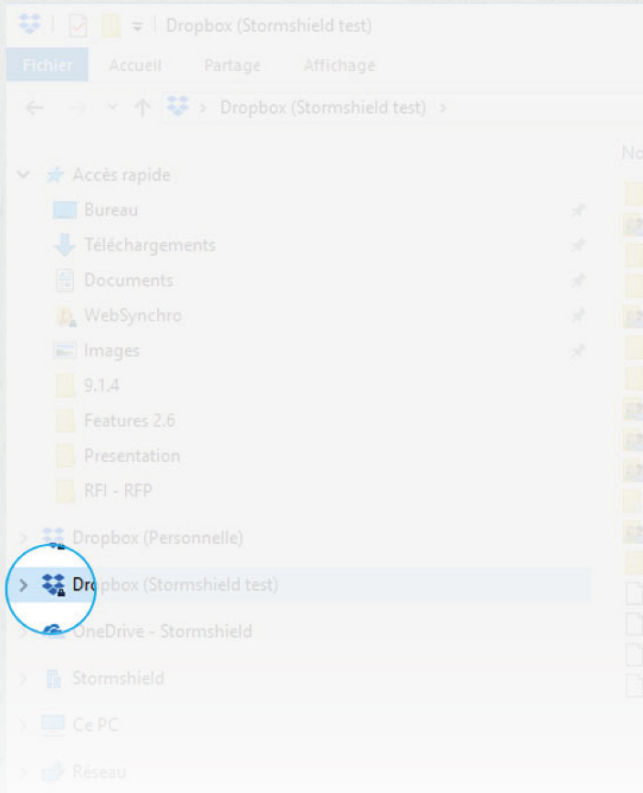
Dropbox (Stormshield test)
Fichier
Accueil
Partage
Affichage
Dropbox (Stormshield test)
Accès rapide
Bureau
Téléchargements
Documents
WebSynchro
Images
9.1.4
Features 2.6
Presentation
RFI - RFP
Dropbox (Personnelle)
Dropbox (Stormshield test)
OneDrive - Stormshield
Stormshield
Ce PC
Réseau

This is how

Protect your data **easily**

Easy encryption is possible!

We will show you how a recently created document can be quickly protected in two easy steps

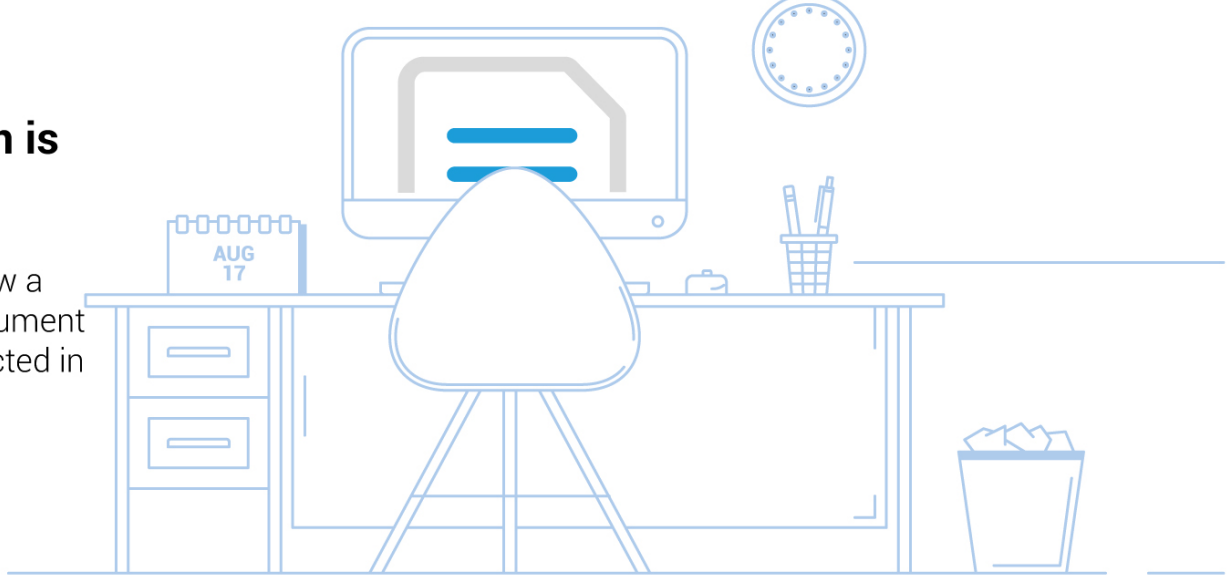

Step 1

ENCRYPTING YOUR DATA

To be efficient, encryption needs to **be simple and easy for users**. The aim is to minimise handling. Here are two methods that require no technical expertise.

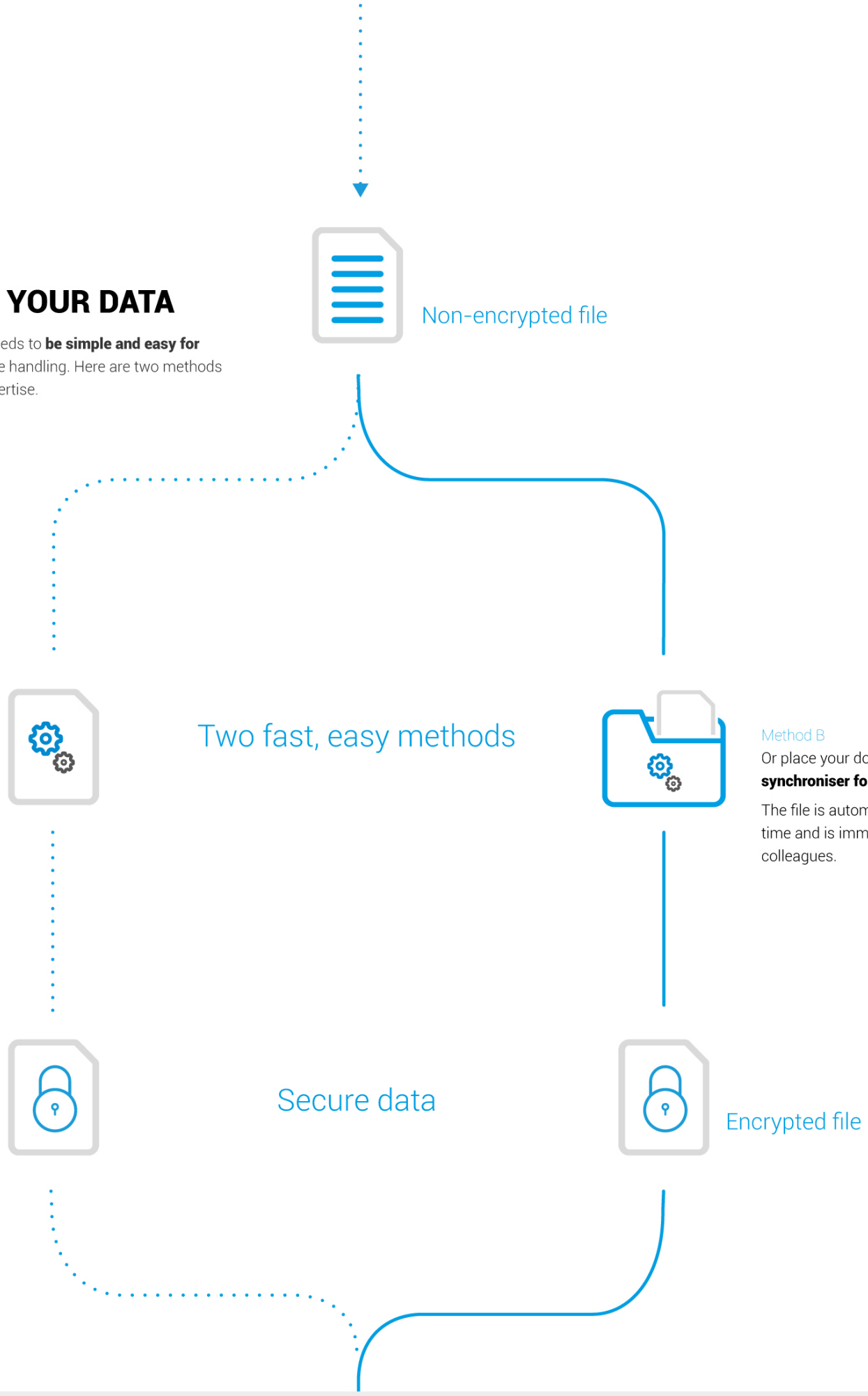

Non-encrypted file

Two fast, easy methods

Method A

Right-click and select "Encrypt the document" Then all you do is send it to your contact(s).

Method B

Or place your document **in the synchroniser folder**.

The file is automatically encrypted in real time and is immediately available to your colleagues.

Encrypted file

Secure data

Encrypted file

Non-encrypted file

This content can be read by anybody authorised to access the document.

The king doth keep his revels
Take heed the queen come not
For Oberon is passing fell an
Because that she as her attend

Encrypted file

Anybody accessing the document without authorisation will see this content. Totally illegible.

±¾LŒï‡y,§^Ž‡4□ÊUF
´Ô®íñïÑ²ÈÛR<õ:ž§⊠i9 P□□iU½
Á²‘á-åkAT¤,q□
G⊠Òí¸4áâÊV´þj)Ts5´×¤é¼ï|,_⊠ê=ŸRw‘‰&¯

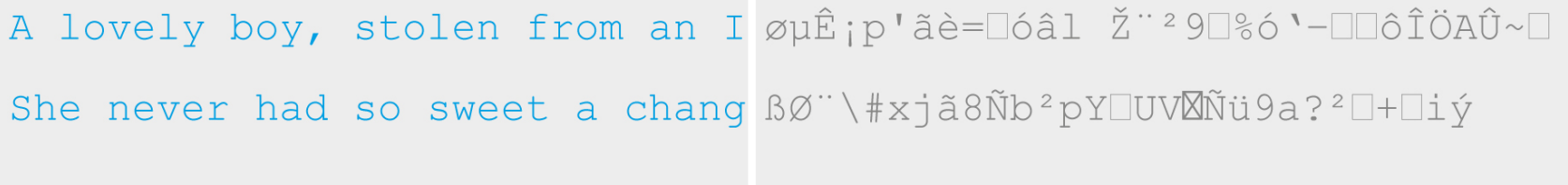
A lovely boy, stolen from an I øµÊ¡p'ãè=□óâl Ž¨²9□%ó‛–□□ôÎÖAÛ~□
She never had so sweet a chang ßØ¨\#xjã8Ñb²pY□UV□Ñü9a?²□+□iý

**Your document is encrypted.
Now you can send it.**

Step 2

AGNOSTIC ENCRYPTION

For the file to be accessible to employees, the encryption must be assured regardless of the platform. That way you can **be sure that your file will stay protected**.

Encrypted file

Agnostic \a.gnos.tik\
(computing) unaware or non-committal regarding the specific nature of the components with which it interacts

— Wiktionnaire

No need to depend on the shared platform...


SharePoint
Office 365
OneDrive
Dropbox Business
Google Drive
oodrive
LEADING BY TRUST
• • •

...or the terminal

Step 3

ACCESSIBLE FROM ANY TERMINAL

Your data remains accessible whatever the environment (Apple, Android, Windows).

You no longer depend on the proprietary encryption solution of the terminal environment. **No complex management linked to the tools.**

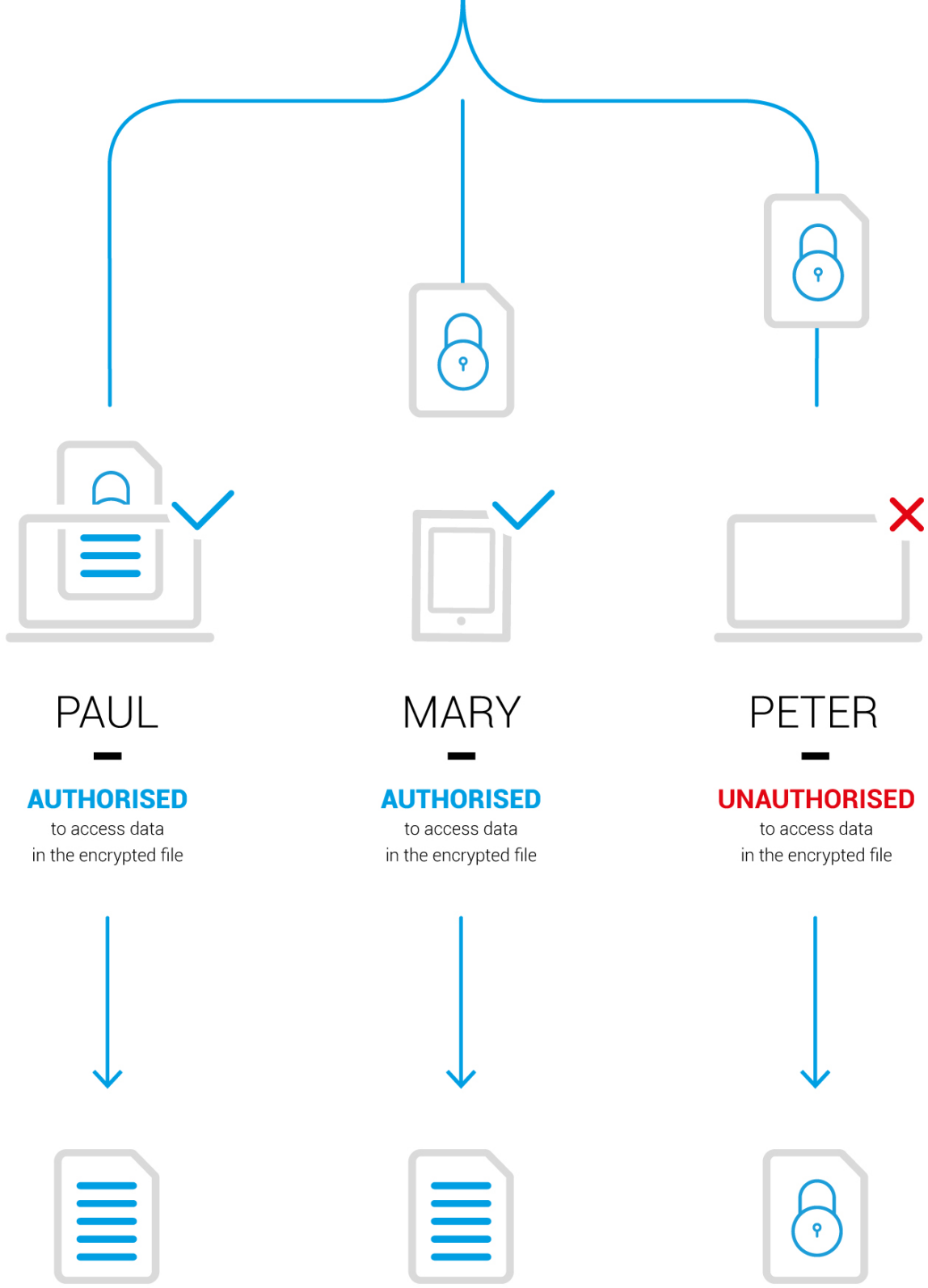

PAUL

AUTHORISED
to access data
in the encrypted file

MARY

AUTHORISED
to access data
in the encrypted file

PETER

UNAUTHORISED
to access data
in the encrypted file

YOUR DATA ARE PROTECTED

Convinced?

Protect your data in the cloud
starting now

STORMSHIELD

Copyright Stormshield © 2018