



**UNIVERSITY
OF KENTUCKY**

OPERATING AND CAPITAL
BUDGET

**FISCAL
YEAR
2024-25**

University of Kentucky Leadership

University Board of Trustees

Hubie Ballard	Kimberly Scott McCann, <i>Vice Chair</i>
Claude A. "Skip" Berry, III	Elizabeth McCoy
Cathy A. Black	David Melanson
Edward Britt Brockman, <i>Chair</i>	Paula Leach Pope
Samuel A.B. Boone	C. Frank Shoop
Todd Case	Hollie Swanson
Ray A. Daniels	Robert D. Vance
Ron Geoghegan	Rachel Watts Webb
Brenda Baker Gosney	
Janie Greer	
Lizzy Hornung	
K. Lance Lucas	

University Deans

Nancy M. Cox, *Dean, Martin-Gatton College of Agriculture, Food and Environment*
Ana Franco-Watkins, *Dean, College of Arts and Sciences*
Simon J. Sheather, *Dean, Gatton College of Business and Economics*
Jennifer D. Greer, *Dean, College of Communication and Information*
Jeffrey Okeson, *Dean, College of Dentistry*
Ned Crankshaw, *Acting Dean, College of Design*
Danelle Stevens-Watkins, *Acting Dean, College of Education*
Rudy Buchheit, *Dean, Stanley and Karen Pigman College of Engineering*
Mark Shanda, *Dean, College of Fine Arts*
Padraic Kenney, *Dean, Graduate School*
Scott M. Lephart, *Dean, College of Health Sciences*
Christian Brady, *Dean, Lewis Honors College*
Mary J. Davis, *Dean, J. David Rosenberg College of Law*
Doug Way, *Dean, Libraries*
Charles "Chipper" Griffith III, *Dean, College of Medicine*
Rosalie Mainous, *Dean, College of Nursing*
R. Kip Guy, *Dean, College of Pharmacy*
Heather Bush, *Dean, College of Public Health*
Justin "Jay" Miller, *Dean, College of Social Work*

President's Cabinet

Eli Capilouto, *President*
Joseph Reed, *Chief Accountability Officer & Audit Executive*
Mitchell S. Barnhart, *Director of Athletics*
Eric Monday, *Executive Vice President for Finance & Administration and Co-Executive Vice President for Health Affairs*
William E. Thro, *General Counsel*
Robert S. DiPaola, *Provost and Co-Executive Vice President for Health Affairs*
George C. Wright, *Senior Advisor to the President*
Katrice Albert, *Vice President for Diversity*
Nancy Cox, *Vice President for Land-grant Engagement*
Jacob Lemon, *Vice President for Philanthropy and Alumni Engagement*
Lisa Cassis, *Vice President for Research*
Kirsten Turner, *Vice President for Student Success*

The University of Kentucky is committed to a policy of providing opportunities to people regardless of economic or social status and will not discriminate on the basis of race, color, ethnic origin, national origin, creed, religion, political belief, sex, sexual orientation, marital status, age, veteran status, or physical or mental disability.

Copyright 2024
University of Kentucky
University Budget Office
<http://www.uky.edu/ubo>
(859) 257-1841

TABLE OF CONTENTS

PRESIDENT’S BUDGET MESSAGE	1
BUDGET SUMMARIES	4
REVENUE AND EXPENSE SUMMARIES	
Current Funds Revenues, Appropriated Fund Balances and Net Transfers	16
Current Funds Expenditures by Major Object	22
Current Funds Expenditures by Function	25
EXPENSES BY COLLEGES AND UNITS	
President Area Expenses.....	27
Finance and Administration Area Expenses.....	29
Provost Area Expenses.....	33
Research Area Expenses	50
Student Success Area Expenses	52
UK Athletics Area Expenses	53
UK HealthCare Area Expenses	54
University-Wide Area Expenses	55
UK Affiliated Corporations Expenses	57
TUITION, FEE AND RATE SCHEDULES	
Tuition and Mandatory Fees	58
Mandatory Student Fees	83
Housing Rates	89
Dining Rates	93
Athletic Event Ticket Prices	94
Parking Permit Rates	95
Student Fees	96
GLOSSARY	149

President's Budget Message

JUNE 13, 2024



UK President Eli Capilouto, October 2023

Members of the Board of Trustees, Campus Community, Alumni and Friends,

It is easy to be transfixed by the numbers.

Across a sprawling, complex and growing enterprise, the Fiscal Year (FY) 2024-25 budget for the University of Kentucky is nearly \$8.4 billion. That's an increase of about \$1.6 billion over the last year alone and nearly three times our budget only a decade ago.

But behind each number is a story ... a person ... a community or a cause that this university – Kentucky's university – has changed and transformed for the better:

A young Kentuckian, whose scholarships and financial assistance put the dream of attending college within reach, now ready for the kinds of skilled jobs needed in the 21st century and equipped with a sense of principled discernment to lead others as well ...

A community ravaged by storms and tornadoes that now needs to rebuild, backed by UK scholars and staff addressing needs ranging from the re-establishment of a farm economy to a re-examination of housing needs, both today and tomorrow ...

A family distressed by the prospect of a loved one with a dire cancer prognosis, who now can access a UK clinic or regional hospital and can transfer to our Markey Cancer Center for world-class treatment and ongoing outpatient care ...

A technology, discovered by a UK researcher and refined across several disciplines by our experts, that can virtually unwrap sacred scrolls, heralding the prospect of gleaning new insights from previously unreadable ancient texts.

The numbers are important – not because of their size or because they chart excitingly exponential growth over the last decade. Rather, they reflect and represent a growing capacity and unwavering commitment to advance Kentucky.

In an important sense, the numbers contained in this budget are one more chapter in a long, still unfolding story, one in which the mission and the purpose are clear. Our north star, as it has been for 160 years, is Kentucky – its health, its well-being and its ability to grow more prosperous.

This is a story we are constantly telling and re-telling, renewing and recommitting to with each passing day and year. Now, at the direction of a Board of Trustees representing all those we serve, we are being called to write a new chapter. We are tasked, once again, to do and be more for our Commonwealth at a time of both transformation and challenge.

On behalf of nearly 34,000 students and more than 26,000 employees, I am honored to present a FY 2024-25 Operating and Capital Budget, another section of the story that depicts how we plan to answer the calling we have and the direction we have been given – to accelerate the progress we are making to advance Kentucky.

President's Budget Message

JUNE 13, 2024

Growth to fuel an acceleration of our progress

The continued trajectory of growth represented in the nearly \$8.4 billion budget for FY 2024-25 is primarily powered by two consistent factors over the past decade, both reflecting our mission to advance Kentucky. A third factor speaks to the promise and responsibilities inherent in our partnership with state policymakers.

UK's health care system, as detailed in the pages that follow, continues to experience incredible growth.

Simply put, in response to the health care needs of Kentucky, we are treating and healing more patients than at any time in our history. Through both acquisitions and partnerships, we are preparing to do even more in the future.

We have continued, in a consistent and thoughtful fashion, to grow enrollment, while also increasing retention and graduation rates.

The academic brand of the university is attracting more students from our state and across the nation. And we've focused on constraining tuition increases and targeting financial assistance to students and families who need it most. The result: more students are graduating on time, and without debt, prepared to meet our state's workforce needs.

The third factor, particularly pronounced in this budget, is the increased investment from our state's policymakers in the work we do.

This budget enumerates historic increases in support from policymakers — our crucial partners for progress in advancing Kentucky — as well as authorization of, and support for, critical infrastructure ranging from health care to agricultural research as well as the continued renovation of classrooms and other spaces in the heart of our campus.

Details of key elements and drivers of growth in the budget include:

- **The UK HealthCare Hospital System represents about 60 percent of the consolidated budget, at about \$5 billion.**
- The 28 percent increase in the UK HealthCare Hospital System budget — about \$1.1 billion more than last year — reflects large increases in the numbers of patients treated and discharged over

the past decade, from more than 35,000 in 2014 to about 45,000 this past year.

- It also includes revenues from the recent acquisition of King's Daughters Medical Center in Ashland and the projected acquisition of St. Claire HealthCare in Morehead.
- **At \$3.1 billion, UK's proposed budget for its higher education enterprise represents a 17 percent increase in funding.**
- UK's enrollment has grown in the past decade from about 30,000 students to nearly 35,000 students projected this fall.
- UK anticipates a first-year class in August of about 6,500 students, roughly the same as last year. First-year classes in the past decade have increased from about 5,000 to about 6,500 per year.
- Even with the growth in enrollment, UK has experienced a historic growth in retention and graduation rates over the past decade. Retention has increased more than 4 percentage points, to nearly 87 percent for the 2022 cohort of students. And six-year graduation rates in that same period increased more than 9 percentage points to 70 percent — among the top institutions in the country.
- **State appropriations are up nearly \$50 million for FY 2024-25 over last year, or about 16 percent. It is the largest single increase in state appropriations on record, UK officials said.**
- In FY 2024-25, UK will receive nearly \$359 million in state funding, a combination of direct appropriations and allocations from the state's performance funding pool. The Performance Funding Model was established in 2019 and awards resources to institutions based on their alignment with the state's priorities for higher education.
- New infrastructure authorized by the state legislature includes spending \$2 billion of UK resources on a new Chandler bed tower for health care; \$285 million — including \$200 million of state bonds — for an Agriculture Research Facility for the Martin-Gatton College of Agriculture, Food and Environment; and \$154 million — including \$124 million of state bonds — for the continued renovation of academic facilities

through the asset preservation program.

Our progress as Kentucky's institution is predicated on partnerships. Policymakers, from the governor to the Kentucky General Assembly, have stepped up in a historic way to invest in the University of Kentucky.

We have an obligation and deep responsibility to honor the expression of faith — and investment — Kentucky has made in us: to enroll and educate more students, to expand our commitment to service in every community in the state and to extend the promise of healing and hope to ensure no Kentuckian must ever leave home to receive the best of care in the most challenging of moments.

We intend to deliver.

We intend to honor our promise to Kentucky.

Growth to do more for students and Kentucky

Many institutions have increased levels of student success by becoming smaller and more elite.

That would not serve Kentucky.

We have forged a path to meet our state's distinctive needs.

As such, we are not interested in forging a reputation based on being smaller and more elite. At UK, as one colleague put it, we want to be known more for who we include, rather than those we exclude.

We have grown, thoughtfully and strategically, and plan to continue doing so as we align ourselves even more intentionally with our state's priorities and needs.

That means smart growth, targeted investments in students who need assistance the most and supporting and preparing students for a complex and changing world.

There is still progress and improvement to be made. But the FY 2024-25 budget compellingly demonstrates how we are making a difference. Our support for students as detailed in this budget includes:

- A record \$175 million investment of undesignated General Funds in scholarships and financial aid — about a 6 percent or \$10 million increase in student

President's Budget Message

JUNE 13, 2024

financial aid and an increase of more than \$70 million in the last decade.

- A 2.2 percent increase in tuition for the 2024-25 academic year. Undergraduate resident students will pay \$6,751 in tuition and mandatory fees in fall 2024, up from \$6,606 in fall 2023. The four-year rolling average annual tuition increase is now 2 percent, down from more than 4 percent a decade ago.
- For fall 2023, a quarter of undergraduate full-time students from Kentucky came from families where the median family income was a little more than \$27,000 annually.
- For those students at UK, grants and scholarships, on average, covered 100 percent of tuition and mandatory fees for fall 2023 and provided an additional \$3,315 that they could use for other costs associated with college.
- More than 90 percent of UK in-state undergraduates received grants or scholarships, which do not have to be repaid, in fall 2023.
- Those students paid, on average, a little more than \$400 out-of-pocket for tuition and fees in fall 2023. Kentucky students receiving aid in fall 2018, by comparison, paid, on average, about \$1,200 out-of-pocket in tuition and mandatory fees.
- Among the fall 2017 cohort of undergraduate in-state students who graduated within six years, a little more than 50 percent did so without any debt. It is the highest percentage of students graduating without debt in almost a decade.
- In addition, the average debt amount decreased by a little more than 2 percent for the fall 2017 cohort of students compared to students in the 2016 cohort.

Growth to support the people who make progress possible

Our people power our progress in advancing Kentucky.

More than 26,000 UK employees — our community — support the success of nearly 34,000 students, treat and heal more than 45,000 patients each year, conduct research to solve our Commonwealth's most intractable challenges and serve in every community of our state.

Supporting their efforts, through competitive compensation and benefits, is crucial to our continued success and the imperative we have to accelerate our progress. The FY 2024-25 budget details the largest set of investments in UK's people in its 160-year history. In fact, examining only the university's undesignated General Funds:

- The university will invest nearly \$30 million in FY 2024-25 on increases in compensation and benefits, including more than \$18 million for a salary increase pool and more than \$9 million to help offset increases in health insurance costs which are also increasing nationally.
- It is the largest salary increase pool of funds in more than a decade.
- It is the 11th time in 12 years that UK has been able to offer increases in compensation for employees — an unprecedented series of investments in UK's people.

Growth to meet

Kentucky's growing needs, opportunities

In recent years, Kentucky has garnered billions of dollars in new economic investment and opportunity.

Auto manufacturers and the aerospace industry, clean-energy jobs and distilleries, logistics and transportation hubs along with health care clinics, hospitals and other care settings are growing and expanding across the state.

Yet, we also know that the potential of positive change requires us to meet existing challenges.

The state's labor participation rate remains stubbornly low. There aren't enough workers to fill the jobs that are open, much less those for which we are recruiting. The state ranks too high in diseases of despair and incidences of cancer, heart disease and other maladies that cause too much death and afflict too many communities.

Kentucky has made incredible gains, powered in large measure by UK's growth, in the numbers of college graduates and skilled workers, as well as those from traditionally underrepresented backgrounds. We are producing more graduates than ever before, prepared for Kentucky's burgeoning opportunities.

Yet, we lag behind national averages in college attainment at a time when no one — nationally or globally — is slowing down so that we might pass them by.

Over the next 10 years, a quarter of all jobs in Kentucky will require at least a bachelor's degree. And employment will grow the fastest among those jobs requiring at least a master's degree.

It is true and, I believe, it will remain so: a college degree is the single most important factor in determining economic self-sufficiency and self-determination.

Kentucky's policymakers are investing in us because they believe that, working in partnership with them and so many others across the state, we can provide answers.

More investment carries with it heightened expectations and greater responsibilities. We intend to honor the faith that policymakers — in both the governor's office and in legislative committee rooms — have placed in us.

We intend to accelerate our progress.

To that end, this budget details numbers, initiatives and programs that underscore a clear fact: where you invest your money demonstrates what you value.

We value Kentucky.

The state is both our namesake and the reason we exist. Kentucky's university — a community teeming with dedicated and committed people — is focused with amazing alacrity, growing capacity and unyielding commitment on how we accelerate our progress in advancing this state.

This budget depicts how we intend to deliver on, and honor, that calling.



Eli Capilouto
President
University of Kentucky

Budget Summaries

UNIVERSITY OF KENTUCKY

FISCAL YEAR 2024-25 BUDGET

Results of 2024 Kentucky General Assembly

Incremental State Appropriation Increases

Regular Appropriations

- \$11.1 million for inflationary adjustment
- \$ 9.9 million for State, Fire and Tornado Fund insurance
- \$ 1.4 million additional from Postsecondary Education Performance Fund
- \$ 500,000 for Cancer Registry Mandated Program

Special Appropriations

- \$ 5.0 million for UK Markey Cancer Center
- \$ 1.0 million Immune Dysregulation Research
- \$20.0 million for UK Center for Applied Energy Research quasi endowment

Capital Investment

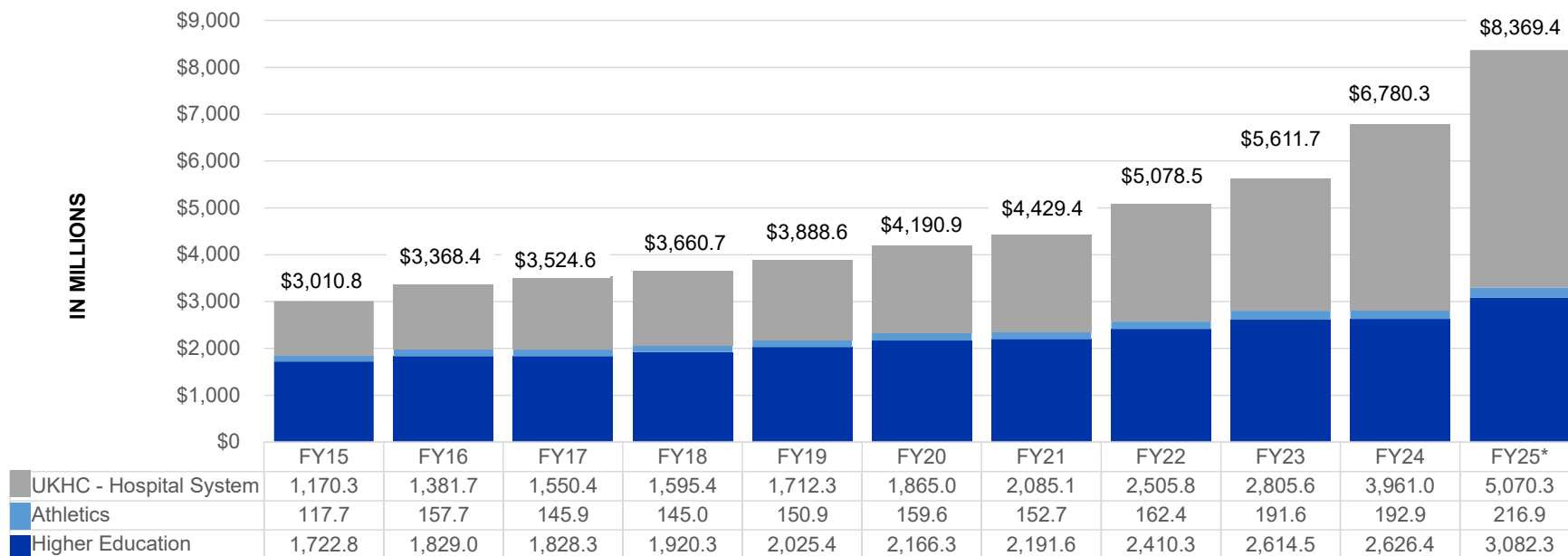
- \$2.0 billion legislative authorization for Expand Patient Care Facility
- \$123.5 million state bonds for Asset Preservation (\$30.9 million required match)
- \$200.0 million state bonds for Agriculture Research Facility

Budget Summaries

UNIVERSITY OF KENTUCKY

FISCAL YEAR 2024-25 BUDGET

University of Kentucky Consolidated Original Budget



Figures based on revenues. FY 2015 – 2018, UKHC-Hospital System includes hospital state appropriation.

*Pending

Background:

The consolidated operating budget is balanced and:

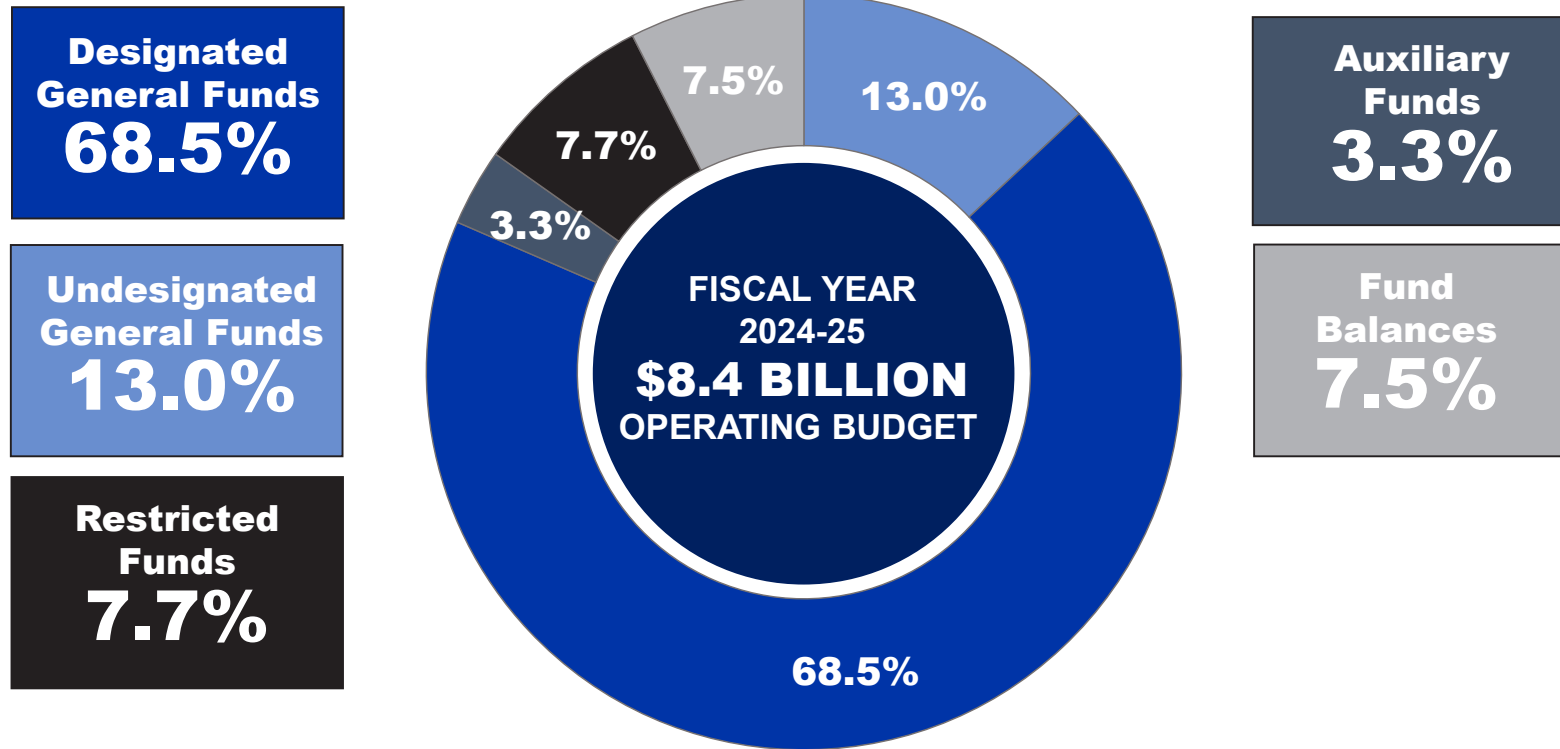
- establishes expenditure authority for each area, college and department
- includes all components of the university (e.g., academic enterprise, hospital system, clinical patient care, research, philanthropy, athletics)
- includes Current Funds only



Budget Summaries

UNIVERSITY OF KENTUCKY

FISCAL YEAR 2024-25 BUDGET



Budget Summaries

UNIVERSITY OF KENTUCKY

FISCAL YEAR 2024-25 BUDGET

Undesignated General Funds: Five-Year Revenue History

RECURRING BUDGET	FY 2020-21	FY 2021-22	FY 2022-23	FY 2023-24	RECOMMENDED FY 2024-25
State Appropriations, Total	\$265.2	\$271.3	\$318.2	\$309.7	\$358.6
<i>Performance Funds*</i>	\$6.6	\$6.1	\$30.9	\$33.3	\$34.7
<i>Mandated Programs**</i>	\$80.6	\$80.6	\$91.7	\$91.7	\$102.1
<i>Special Appropriations</i>			\$11.0	\$0	\$26.0
Student Tuition	490.0	507.2	557.0	581.7	630.8
Other	54.0	63.1	71.4	86.6	94.2
Total	\$809.2	\$841.6	\$946.6	\$978.0	\$1,083.6

IN MILLIONS

*Effective FY 2022, performance funds are cumulative.

**State appropriations include funding for programs mandated by the Kentucky General Assembly such as the Agricultural Cooperative Extension Service and the Center for Applied Energy Research.

Budget Summaries

UNIVERSITY OF KENTUCKY

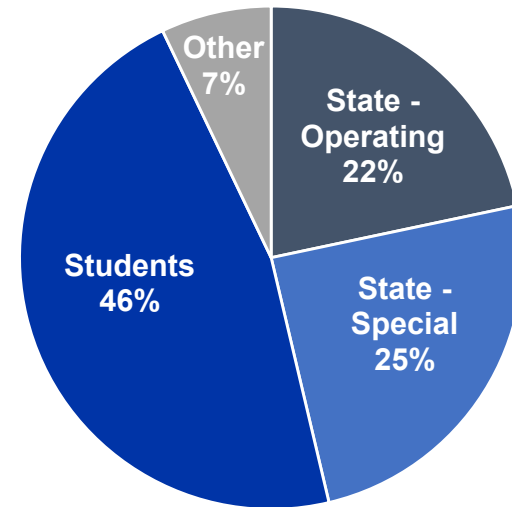
FISCAL YEAR 2024-25 BUDGET

Undesignated General Funds - Incremental Revenues

RECURRING BUDGET	RECOMMENDED FY 2024-25
State Appropriations	
Inflationary Adjustment	\$ 11.1
Performance Funds	1.4
Mandated Programs	
State, Fire and Tornado Insurance	9.9
Cancer Registry	.5
Special Appropriations	
CAER Quasi Endowment	20.0
Markey Cancer Center	5.0
Immune Dysregulation Research	<u>1.0</u>
Total	48.9
Student Tuition	
2.2% Rate Increases	49.2
6,500 First-Year Undergraduate Cohort	
Other	
Investment Income	5.3
Service Assessments	1.8
Misc.	<u>.4</u>
Sub-Total	7.5
Total	\$105.6

IN MILLIONS

Where will our new revenues come from?

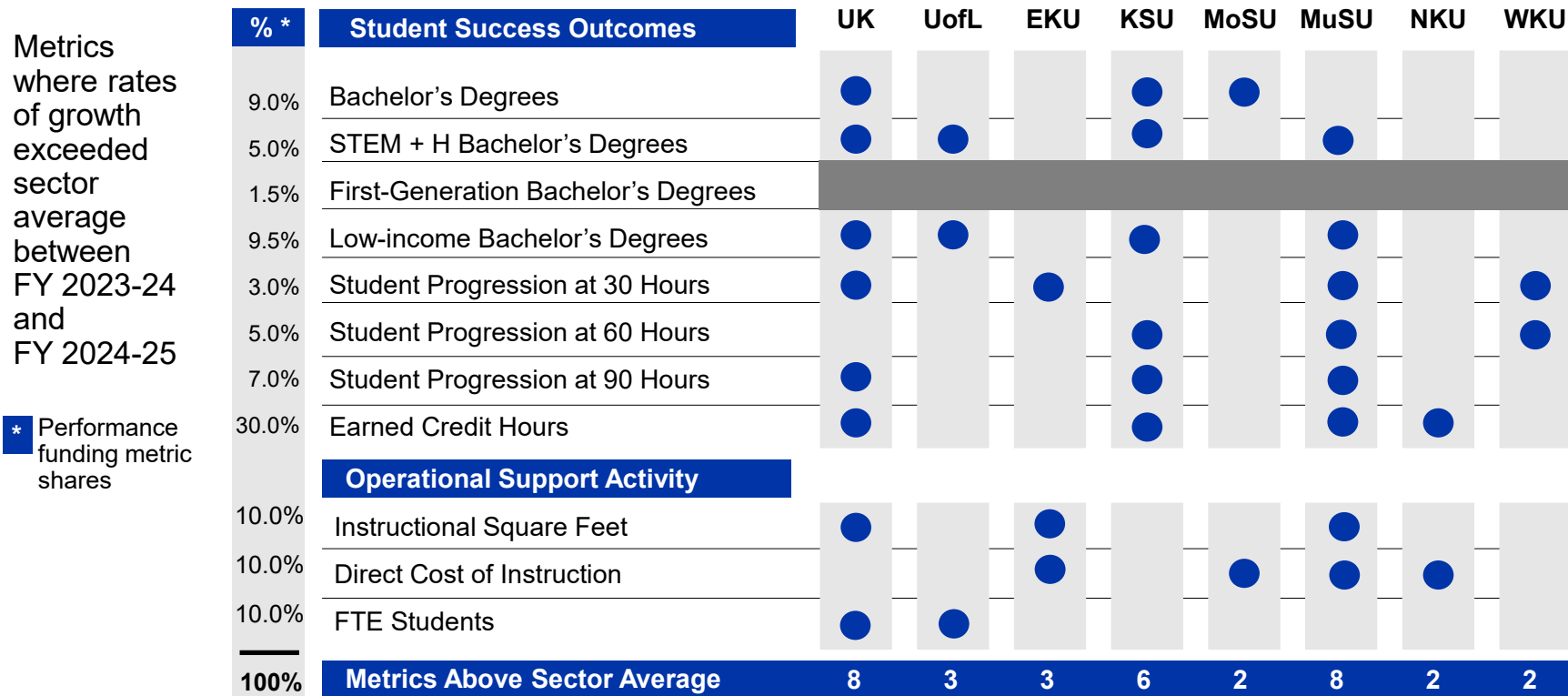


Budget Summaries

UNIVERSITY OF KENTUCKY

FISCAL YEAR 2024-25 BUDGET

Kentucky Performance Funding Model



Budget Summaries

UNIVERSITY OF KENTUCKY

FISCAL YEAR 2024-25 BUDGET

Recommended Tuition and Mandatory Fees (per semester)

Undergraduate, Full-Time	Fall 2023	Fall 2024	% Change
Resident	\$ 6,606.00	\$ 6,751.00	2.2%
Non-resident	\$16,703.00	\$17,070.00	2.2%
UKOnline (Per Credit Hour)	\$ 611.00	\$ 624.00	2.1%

Graduate, Full-Time	Fall 2023	Fall 2024	% Change
Resident	\$ 7,165.00	\$ 7,322.00	2.2%
Non-resident	\$17,729.50	\$18,119.00	2.2%
Graduate Students Enrolled Exclusively in Distance Education Courses	\$ 6,619.00	\$ 6,761.00	2.2%

Budget Summaries

UNIVERSITY OF KENTUCKY

FISCAL YEAR 2024-25 BUDGET

Student Headcount Enrollment

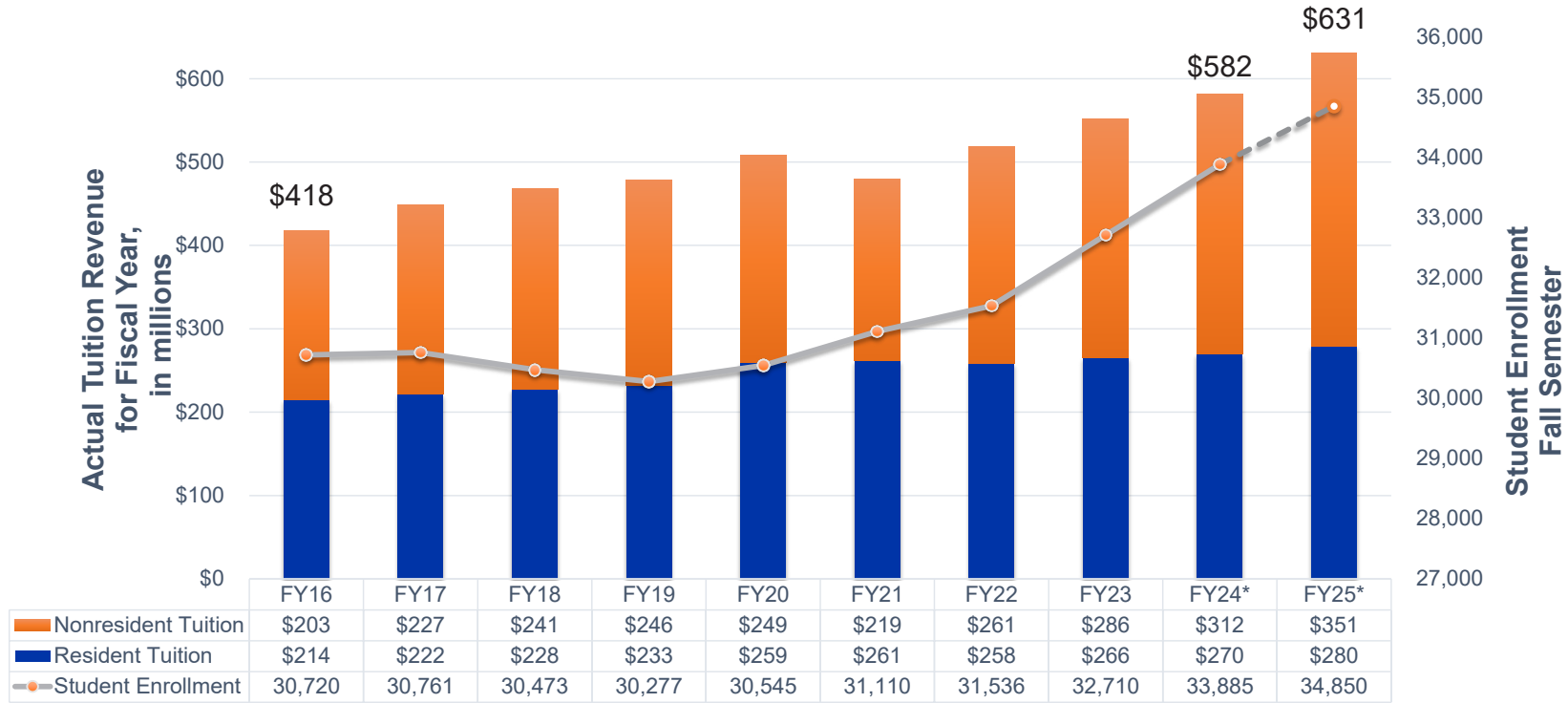
	Fall 2020 Actual	Fall 2021 Actual	Fall 2022 Actual	Fall 2023 Actual	Fall 2024 Target
Undergraduate First-time in College	4,891	4,721	6,061	6,437	6,500
Other Undergraduates	17,355	17,207	16,706	17,534	18,400
Sub-Total Undergraduates	22,246	21,928	22,767	23,971	24,900
Graduate/Professional	8,864	9,608	9,943	9,914	9,950
TOTAL	31,110	31,536	32,710	33,885	34,850

Budget Summaries

UNIVERSITY OF KENTUCKY

FISCAL YEAR 2024-25 BUDGET

UK Tuition Revenue and Student Enrollment



*Budget



Budget Summaries

UNIVERSITY OF KENTUCKY

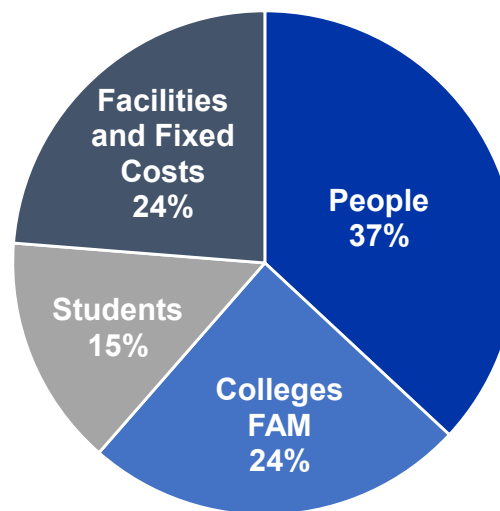
FISCAL YEAR 2024-25 BUDGET

Undesignated General Funds - Incremental Expenses

RECURRING BUDGET	RECOMMENDED FY 2024-25
People Faculty and Staff Salary Increase Benefits Faculty Promotions and Retention Funds	\$29.4
College Financial Allocation Models Net Tuition Revenue (NTR) College Productivity Model (CPM) Performance Funding Allocation (PFA)	19.5
Students Student Financial Aid Advising QEP	11.8
Facilities and Fixed Costs Modernization of Facilities Safety and Security	18.9
Special State Appropriations	26.0
Total	\$105.6

IN MILLIONS

How will we allocate our resources?



*Excludes special state appropriations

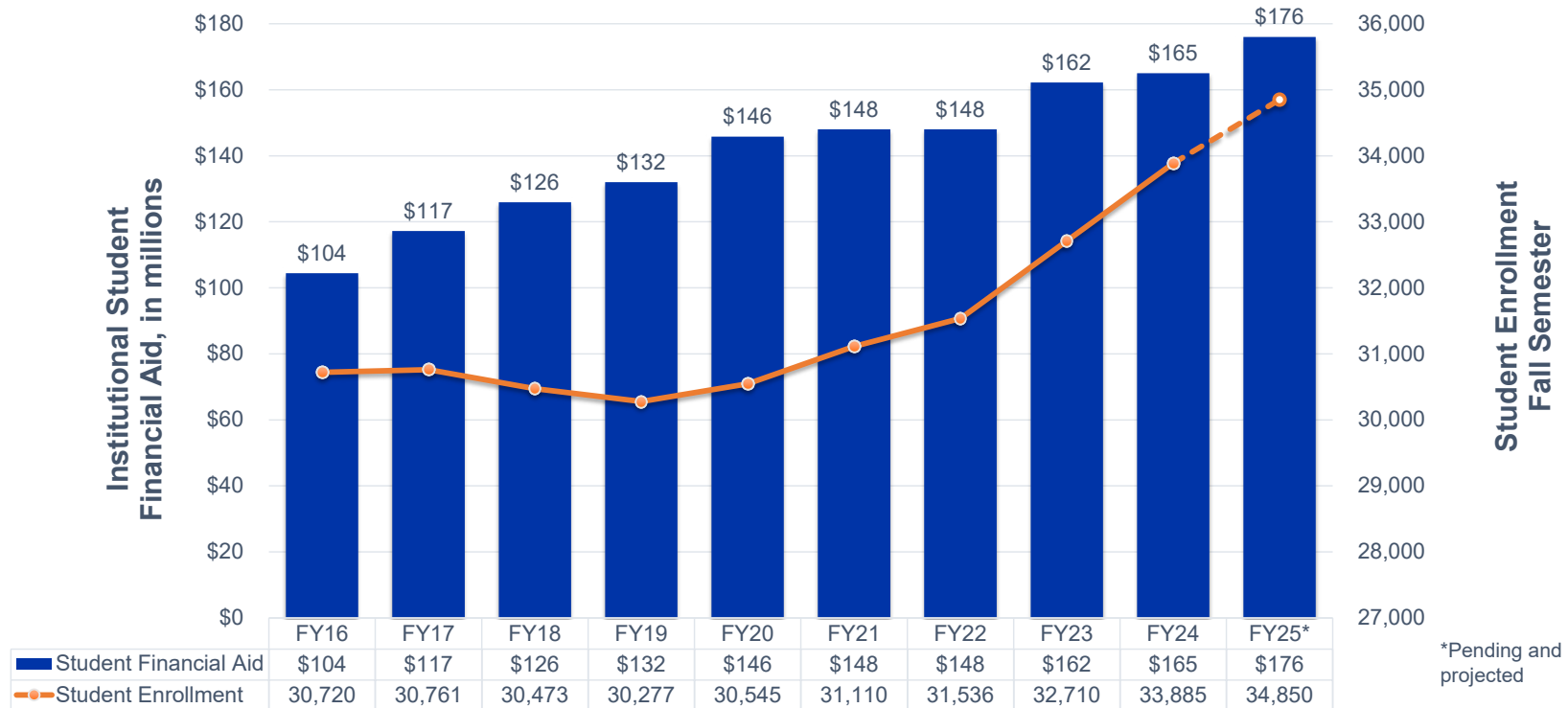


Budget Summaries

UNIVERSITY OF KENTUCKY

FISCAL YEAR 2024-25 BUDGET

UK Institutional Student Financial Aid and Student Enrollment



*Pending and projected



Budget Summaries

UNIVERSITY OF KENTUCKY

FISCAL YEAR 2024-25 BUDGET

Aligning Our Investments with the Strategic Plan



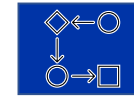
Putting Students First



Taking Care of Our People



Inspiring Ingenuity



Ensuring Greater Trust, Transparency and Accountability



Bringing Together Many People, One Community

	Putting Students First	Taking Care of Our People	Inspiring Ingenuity	Ensuring Greater Trust, Transparency and Accountability	Bringing Together Many People, One Community
College Financial Allocation Models	●	●	●	●	●
Facility Modernization Projects	●	●	●		
Safety and Security	●	●			
Libraries Investment	●		●		
Student Advising	●				
Student Financial Aid	●				
Salary Increases		●			●
Health Benefits		●			●
Faculty "Fighting Fund"		●			●
Quality Enhancement Program	●				
Next Generation Scholars	●				

Current Funds Revenues, Appropriated Fund Balances and Net Transfers

UNIVERSITY OF KENTUCKY

2022-23	2023-24	2024-25 Original Proposed Budget				
Total Actual	Total Revised Budget		General Funds	Auxiliary Funds	Restricted Funds	Total
REVENUES						
State Appropriations						
\$286,330,800	\$276,330,800	Operating	\$297,828,600	\$0	\$0	\$297,828,600
30,904,300	33,338,500	Performance Funding	34,737,000	0	0	34,737,000
0	0	Center for Applied Energy Research Quasi Endowment	20,000,000	0	0	20,000,000
0	0	Immune Dysregulation Research	1,000,000	0	0	1,000,000
2,000,000	0	Kentucky Center for Cannabis	0	0	0	0
0	0	UK Markey Cancer Center	5,000,000	0	0	5,000,000
\$319,235,100	\$309,669,300	Total State Appropriations	\$358,565,600	\$0	\$0	\$358,565,600
Student Tuition and Fees						
Tuition						
\$524,748,600	\$559,426,400	Fall, Spring and Winter	\$606,553,600	\$0	\$0	\$606,553,600
26,853,500	22,267,900	Summer	24,245,800	0	0	24,245,800
Fees						
8,547,900	7,181,600	Noncredit	6,938,200	705,400	0	7,643,600
Mandatory Registration Fees						
308,700	302,000	Campus Modernization - Enhancing the Core	320,000	0	0	320,000
3,792,300	3,900,000	Campus Recreation	3,900,000	0	0	3,900,000
356,800	345,000	Career Preparation	345,000	0	0	345,000
205,300	197,500	Center for Community Outreach	210,000	0	0	210,000
238,100	250,000	Environmental Stewardship	320,000	0	0	320,000
6,722,300	7,218,800	Gatton Student Center	0	6,923,900	0	6,923,900
4,146,800	4,455,000	Gatton Student Center Renovation	0	4,271,300	0	4,271,300
345,900	340,000	International Study Abroad	353,000	0	0	353,000
118,700	115,000	Kentucky Kernel	0	120,000	0	120,000
833,500	783,700	Student Activities Board	0	853,100	0	853,100

Current Funds Revenues, Appropriated Fund Balances and Net Transfers

UNIVERSITY OF KENTUCKY

2022-23	2023-24	2024-25 Original Proposed Budget				
Total Actual	Total Revised Budget		General Funds	Auxiliary Funds	Restricted Funds	Total
		REVENUES (cont.)				
		Student Tuition and Fees (cont.)				
		Fees (cont.)				
		Mandatory Registration Fees (cont.)				
\$713,600	\$664,400	Student Government Association	\$0	\$630,000	\$0	\$630,000
6,725,400	9,080,500	Student Health	0	6,700,000	0	6,700,000
1,395,500	1,375,000	Student Involvement	0	1,430,600	0	1,430,600
691,600	680,000	Student Services	1,500,000	0	0	1,500,000
2,663,000	2,630,000	Student Wellness	0	2,606,600	0	2,606,600
6,300,500	6,400,000	Technology	6,420,000	0	0	6,420,000
257,500	260,000	Transportation Services	0	260,000	0	260,000
329,400	306,400	WRFL Student Radio	0	288,800	0	288,800
23,105,500	23,909,700	Other Student Fees	23,286,500	1,200,000	0	24,486,500
\$619,400,400	\$652,088,900	Total Student Tuition and Fees	\$674,392,100	\$25,989,700	\$0	\$700,381,800
\$34,731,200	\$40,061,800	County Appropriations	\$41,270,200	\$0	\$0	\$41,270,200
		Endowment and Investment Income				
\$582,700	\$35,402,900	Endowment Spending Distribution	\$8,888,800	\$0	\$30,684,100	\$39,572,900
966,100	844,300	UK Athletics	0	0	844,300	844,300
138,200	393,700	UK Gluck Equine Research Foundation, Inc.	0	0	394,100	394,100
25,400	59,000	UK Humanities Foundation, Inc.	0	0	59,000	59,000
33,800	84,800	UK Mining Engineering Foundation, Inc.	0	0	84,900	84,900

Current Funds Revenues, Appropriated Fund Balances and Net Transfers

UNIVERSITY OF KENTUCKY

2022-23	2023-24	2024-25 Original Proposed Budget				
Total Actual	Total Revised Budget		General Funds	Auxiliary Funds	Restricted Funds	Total
		REVENUES (cont.)				
		Endowment and Investment Income (cont.)				
\$3,192,100	\$337,200	UK Research Foundation	\$0	\$0	\$343,500	\$343,500
10,063,100	15,021,400	Operating Investment Income	20,320,200	0	0	20,320,200
3,610,900	2,421,700	Other	593,300	0	1,440,800	2,034,100
\$18,612,300	\$54,565,000	Total Endowment and Investment Income	\$29,802,300	\$0	\$33,850,700	\$63,653,000
		Federal Appropriations				
\$12,927,600	\$11,542,800	Agricultural Cooperative Extension Service	\$0	\$0	\$11,784,700	\$11,784,700
7,132,700	7,492,600	Agricultural Experiment Station	0	0	7,454,800	7,454,800
\$20,060,300	\$19,035,400	Total Federal Appropriations	\$0	\$0	\$19,239,500	\$19,239,500
		Gifts, Grants, and Contracts				
		Federal Grants and Contracts				
\$286,787,000	\$359,043,200	UK Research Foundation	\$0	\$0	\$381,601,700	\$381,601,700
41,941,900	31,719,500	Other	200,000	0	35,283,100	35,483,100
		Gifts and Other Grants and Contracts				
(27,900)	0	Housing Operations	0	0	0	0
47,241,600	43,778,000	UK Athletics	0	0	51,958,000	51,958,000
1,100	0	UK Gluck Equine Research Foundation, Inc.	0	0	0	0
5,800	0	UK Humanities Foundation, Inc.	0	0	0	0
233,900	22,133,100	UK Research Foundation	0	0	23,490,300	23,490,300
131,684,400	18,313,600	Other	1,371,200	0	23,659,500	25,030,700
		Non-Governmental Grants and Contracts				
27,608,300	12,379,500	UK Research Foundation	0	0	13,157,300	13,157,300
3,905,300	5,352,500	Other	294,000	0	540,000	834,000

Current Funds Revenues, Appropriated Fund Balances and Net Transfers

UNIVERSITY OF KENTUCKY

2022-23	2023-24	2024-25 Original Proposed Budget				
Total Actual	Total Revised Budget		General Funds	Auxiliary Funds	Restricted Funds	Total
		REVENUES (cont.)				
		Gifts, Grants, and Contracts (cont.)				
		State and Local Grants and Contracts				
\$29,491,600	\$32,597,400	UK Research Foundation	\$1,935,000	\$0	\$32,588,900	\$34,523,900
49,937,900	45,028,200	Other	658,400	0	47,260,000	47,918,400
\$618,810,900	\$570,345,000	Total Gifts, Grants, and Contracts	\$4,458,600	\$0	\$609,538,800	\$613,997,400
\$93,469,800	\$70,000,000	Recoveries of Facilities and Administrative Costs	\$73,000,000	\$0	\$0	\$73,000,000
		Sales and Services				
\$2,386,600	\$1,532,800	Agricultural Farm Sales	\$1,795,700	\$0	\$0	\$1,795,700
8,885,000	7,048,300	Agricultural Public and Regulatory Services	6,745,800	0	0	6,745,800
		Departmental Sales and Services				
7,499,300	7,224,400	Central Kentucky Management Services, Inc.	450,000	0	0	450,000
11,731,500	11,622,100	Dining Operations	0	11,749,000	0	11,749,000
354,200	699,500	Gatton Student Center	0	616,300	0	616,300
26,284,100	25,448,900	Housing Operations	0	27,027,500	0	27,027,500
17,439,900	17,135,000	Transportation Services	0	16,135,000	0	16,135,000
134,378,000	128,441,200	UK Athletics	0	141,379,600	0	141,379,600
1,200	0	UK Gluck Equine Research Foundation, Inc.	0	0	0	0
17,849,400	1,100,000	UK Research Foundation	1,510,000	0	0	1,510,000
80,860,700	39,679,000	Other	31,038,700	8,954,600	7,057,000	47,050,300
\$307,669,900	\$239,931,200	Total Sales and Services	\$41,540,200	\$205,862,000	\$7,057,000	\$254,459,200
\$509,106,600	\$393,362,000	Clinical Services	\$515,032,200	\$0	\$0	\$515,032,200

Current Funds Revenues, Appropriated Fund Balances and Net Transfers

UNIVERSITY OF KENTUCKY

2022-23	2023-24		2024-25 Original Proposed Budget			
Total Actual	Total Revised Budget		General Funds	Auxiliary Funds	Restricted Funds	Total
\$3,888,378,300	\$3,960,958,600	UK HealthCare - Hospital System	\$5,064,852,000	\$0	\$5,430,600	\$5,070,282,600
\$6,429,474,800	\$6,310,017,200	TOTAL CURRENT FUNDS REVENUES	\$6,802,913,200	\$231,851,700	\$675,116,600	\$7,709,881,500
\$0	\$537,628,400	APPROPRIATED FUND BALANCES	\$447,360,100	\$14,135,800	\$168,513,700	\$630,009,600
\$6,429,474,800	\$6,847,645,600	TOTAL CURRENT FUNDS REVENUES AND APPROPRIATED FUND BALANCES	\$7,250,273,300	\$245,987,500	\$843,630,300	\$8,339,891,100
\$58,411,500	(\$13,253,500)	NET TRANSFERS ¹	\$13,918,200	\$45,053,900	(\$29,445,000)	\$29,527,100
\$6,487,886,300	\$6,834,392,100	TOTAL CURRENT FUNDS REVENUES, APPROPRIATED FUND BALANCES AND NET TRANSFERS	\$7,264,191,500	\$291,041,400	\$814,185,300	\$8,369,418,200

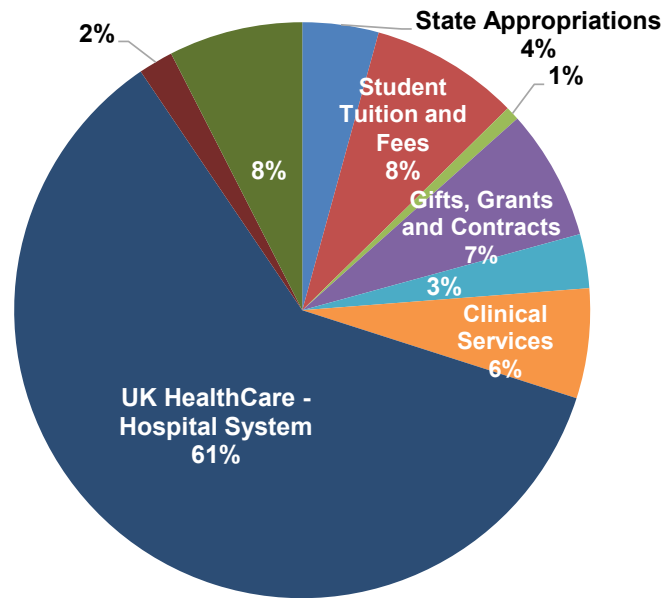
Notes:

1) Transfers reflect the movement of funds within the Current Funds (General, Auxiliary and Restricted) and movement of funds between fund groups (Current, Plant, Endowment, etc.).

Current Funds Revenues, Appropriated Fund Balances and Net Transfers

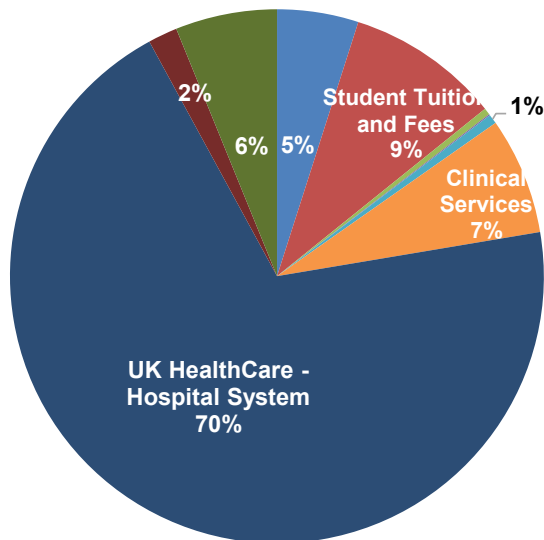
UNIVERSITY OF KENTUCKY

- State Appropriations
- Student Tuition and Fees
- Endowment and Investment Income
- Gifts, Grants and Contracts
- Sales and Services
- Clinical Services
- UK HealthCare - Hospital System
- Other Revenues
- Appropriated Fund Balances

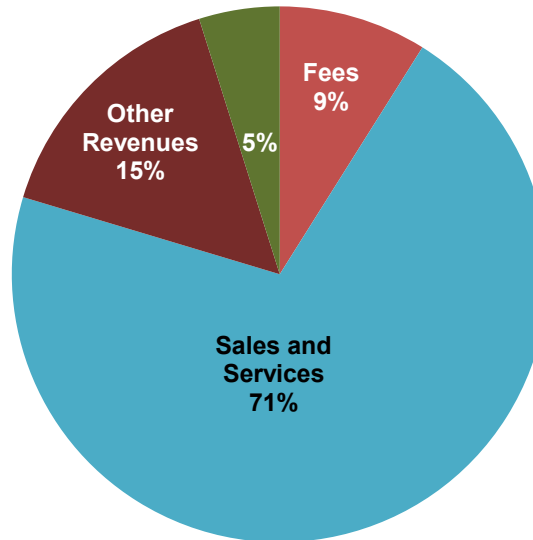


**Total Budget
\$8.4 Billion**

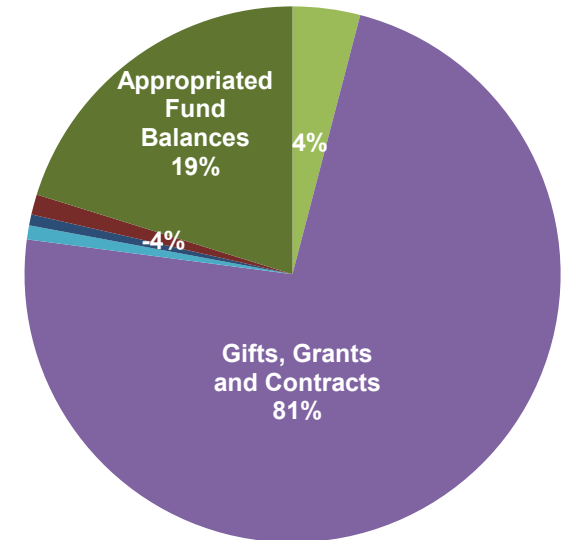
General Funds



Auxiliary Funds



Restricted Funds



Current Funds Expenditures by Major Object

UNIVERSITY OF KENTUCKY

2022-23	2023-24	2024-25 Original Proposed Budget				
Total Actual	Total Revised Expense Budget	MAJOR OBJECT	General Funds	Auxiliary Funds	Restricted Funds	Total
University Including UK HealthCare - Hospital System						
\$2,905,962,100	\$3,046,071,900	Personnel Services	\$3,218,789,900	\$104,997,100	\$286,403,400	\$3,610,190,400
2,172,480,100	3,168,097,300	Operating Expenses	3,387,691,200	139,107,400	335,925,600	3,862,724,200
263,578,500	293,682,200	Student Financial Aid	180,932,100	0	141,232,100	322,164,200
14,960,500	39,453,200	Capital Outlay	10,513,100	6,910,300	22,624,200	40,047,600
Transfers						
239,995,600	176,958,200	Capital Transfers	371,785,800	21,404,600	28,000,000	421,190,400
97,635,000	110,129,300	Debt Service	94,479,400	18,622,000	0	113,101,400
TOTAL CURRENT FUNDS EXPENDITURES						
\$5,694,611,800	\$6,834,392,100	BY MAJOR OBJECT	\$7,264,191,500	\$291,041,400	\$814,185,300	\$8,369,418,200
University Excluding UK HealthCare - Hospital System						
\$1,611,049,000	\$1,485,828,500	Personnel Services	\$1,230,213,600	\$104,997,100	\$286,403,400	\$1,621,614,100
474,749,400	1,235,116,700	Operating Expenses	1,039,872,700	139,107,400	331,882,900	1,510,863,000
263,578,500	293,682,200	Student Financial Aid	180,932,100	0	141,232,100	322,164,200
14,723,100	39,453,200	Capital Outlay	10,513,100	6,910,300	21,236,300	38,659,700
Transfers						
104,125,900	48,554,800	Capital Transfers	12,000,000	21,404,600	28,000,000	61,404,600
56,778,600	49,686,300	Debt Service	42,208,400	18,622,000	0	60,830,400
TOTAL CURRENT FUNDS EXPENDITURES						
\$2,525,004,500	\$3,152,321,700	BY MAJOR OBJECT	\$2,515,739,900	\$291,041,400	\$808,754,700	\$3,615,536,000

Current Funds Expenditures by Major Object

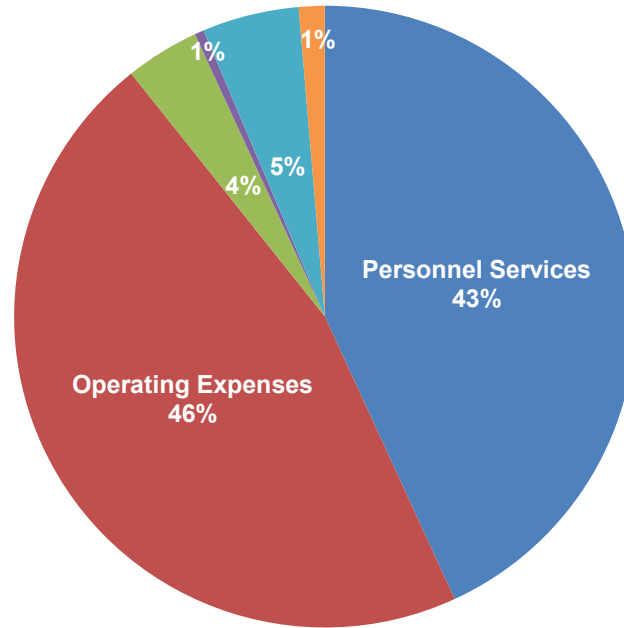
UNIVERSITY OF KENTUCKY

2022-23	2023-24	2024-25 Original Proposed Budget				
Total Actual	Total Revised Expense Budget	MAJOR OBJECT	General Funds	Auxiliary Funds	Restricted Funds	Total
		UK HealthCare - Hospital System				
\$1,294,913,100	\$1,560,243,400	Personnel Services	\$1,988,576,300	\$0	\$0	\$1,988,576,300
1,697,730,700	1,932,980,600	Operating Expenses	2,347,818,500	0	4,042,700	2,351,861,200
0	0	Student Financial Aid	0	0	0	0
237,400	0	Capital Outlay	0	0	1,387,900	1,387,900
		Transfers				
135,869,700	128,403,400	Capital Transfers	359,785,800	0	0	359,785,800
40,856,400	60,443,000	Debt Service	52,271,000	0	0	52,271,000
		TOTAL CURRENT FUNDS EXPENDITURES				
\$3,169,607,300	\$3,682,070,400	BY MAJOR OBJECT	\$4,748,451,600	\$0	\$5,430,600	\$4,753,882,200

Current Funds Expenditures by Major Object

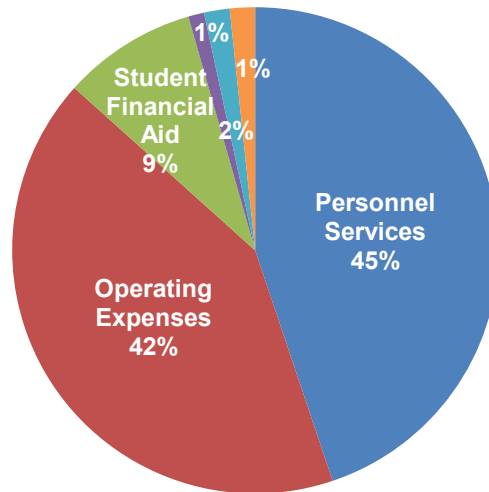
UNIVERSITY OF KENTUCKY

- Personnel Services
- Operating Expenses
- Student Financial Aid
- Capital Outlay
- Capital Transfers
- Debt Service

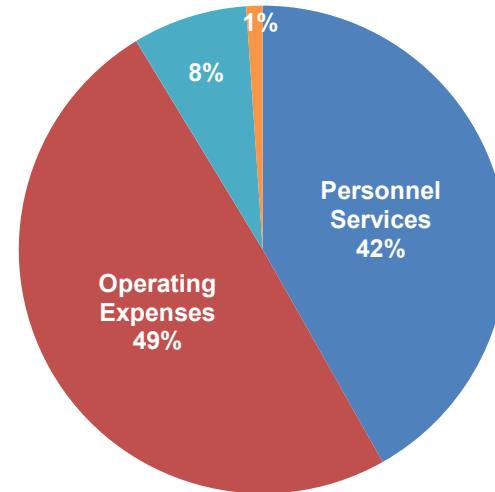


**Total Budget
\$8.4 Billion**

University Excluding Hospital System



UK HealthCare - Hospital System



Current Funds Expenditures by Function

UNIVERSITY OF KENTUCKY

2022-23	2023-24	2024-25 Original Proposed Budget				
Total Actual	Total Revised Expense Budget	FUNCTION	General Funds	Auxiliary Funds	Restricted Funds	Total
\$335,649,200	\$638,567,300	Instruction	\$626,302,400	\$0	\$40,985,300	\$667,287,700
383,253,100	501,997,700	Research	221,999,800	0	335,987,000	557,986,800
792,501,300	875,643,100	Public Service	941,855,500	0	179,825,200	1,121,680,700
24,093,200	26,788,300	Libraries	22,771,100	0	5,305,600	28,076,700
114,479,500	130,397,200	Academic Support	136,317,900	0	28,598,500	164,916,400
52,983,000	62,997,300	Student Services	60,511,200	0	5,110,200	65,621,400
100,397,100	185,116,000	Institutional Support	176,518,200	0	27,864,100	204,382,300
96,726,900	105,737,400	Operation and Maintenance	94,319,800	0	15,840,700	110,160,500
263,578,500	293,682,200	Student Financial Aid	180,932,100	0	141,232,100	322,164,200
		Transfers				
43,402,700	11,000,000	Capital Transfers	12,000,000	0	0	12,000,000
31,486,400	30,796,800	Debt Service	42,208,400	0	0	42,208,400
\$2,238,550,900	\$2,862,723,300	Total	\$2,515,736,400	\$0	\$780,748,700	\$3,296,485,100
		Auxiliary Enterprises				
\$4,140,200	\$4,082,000	Dining Operations	\$0	\$4,317,000	\$0	\$4,317,000
4,125,200	4,935,500	Gatton Student Center	0	5,090,200	0	5,090,200
13,656,800	18,038,300	Housing Operations	0	24,021,900	0	24,021,900
11,257,100	20,025,700	Transportation Services	0	20,731,600	0	20,731,600
153,382,000	161,183,600	UK Athletics	0	171,149,300	6,000	171,155,300
155,500	1,041,600	University Health Service	0	77,700	0	77,700
13,721,400	23,847,400	Other	3,500	25,627,100	0	25,630,600
		Transfers				
60,723,200	37,554,800	Capital Transfers	0	21,404,600	28,000,000	49,404,600
25,292,200	18,889,500	Debt Service	0	18,622,000	0	18,622,000
\$286,453,600	\$289,598,400	Total Auxiliary Enterprises	\$3,500	\$291,041,400	\$28,006,000	\$319,050,900

Current Funds Expenditures by Function

UNIVERSITY OF KENTUCKY

2022-23	2023-24	2024-25 Original Proposed Budget				
Total Actual	Total Revised Expense Budget	FUNCTION	General Funds	Auxiliary Funds	Restricted Funds	Total
\$2,992,881,200	\$3,493,224,000	UK HealthCare - Hospital System	\$4,336,394,800	\$0	\$5,430,600	\$4,341,825,400
		Transfers				
135,869,700	128,403,400	Capital Transfers	359,785,800	0	0	359,785,800
40,856,400	60,443,000	Debt Service	52,271,000	0	0	52,271,000
\$3,169,607,300	\$3,682,070,400	Total UK HealthCare - Hospital System	\$4,748,451,600	\$0	\$5,430,600	\$4,753,882,200
		TOTAL CURRENT FUNDS EXPENDITURES				
\$5,694,611,800	\$6,834,392,100	BY FUNCTION	\$7,264,191,500	\$291,041,400	\$814,185,300	\$8,369,418,200

President Area

UNIT BUDGET SUMMARY

2023-24		2024-25 Original Proposed Expense Budget				
Total Revised Expense Budget	College/Unit	General Funds	Auxiliary Funds	Restricted Funds	Total	% Change
	Office of the President					
\$5,006,400	Administration	\$3,964,000	\$0	\$807,000	\$4,771,000	-4.70%
135,000	Board of Trustees	135,000	0	0	135,000	0.00%
264,600	Staff Senate	88,400	0	94,600	183,000	-30.84%
300	Student Financial Aid	0	0	400	400	33.33%
253,500	University Senate	260,500	0	0	260,500	2.76%
\$5,659,800	Total	\$4,447,900	\$0	\$902,000	\$5,349,900	-5.48%
\$349,400	Center for Rural Development	\$363,400	\$0	\$0	\$363,400	4.01%
	Institutional Diversity					
\$2,416,300	Administration	\$2,071,800	\$0	\$162,600	\$2,234,400	-7.53%
194,300	Center for Graduate and Professional Diversity Initiatives	204,500	0	0	204,500	5.25%
775,200	Community Engagement	533,100	0	298,900	832,000	7.33%
3,750,000	Diversity Programs	3,750,000	0	0	3,750,000	0.00%
390,600	MLK Cultural Center	404,200	0	0	404,200	3.48%
74,100	Student Financial Aid	0	0	74,600	74,600	0.67%
\$7,600,500	Total	\$6,963,600	\$0	\$536,100	\$7,499,700	-1.33%
\$2,937,700	Internal Audit	\$3,054,900	\$0	\$0	\$3,054,900	3.99%
\$4,307,700	Legal Counsel	\$4,755,300	\$0	\$0	\$4,755,300	10.39%

President Area

UNIT BUDGET SUMMARY

2023-24		2024-25 Original Proposed Expense Budget				
Total Revised Expense Budget	College/Unit	General Funds	Auxiliary Funds	Restricted Funds	Total	% Change
	Philanthropy					
\$20,028,100	Operations	\$16,696,700	\$0	\$4,892,800	\$21,589,500	7.80%
276,100	Student Financial Aid	0	0	221,400	221,400	-19.81%
\$20,304,200	Total	\$16,696,700	\$0	\$5,114,200	\$21,810,900	7.42%
\$41,159,300	TOTAL PRESIDENT AREA	\$36,281,800	\$0	\$6,552,300	\$42,834,100	4.07%

Executive Vice President for Finance and Administration Area

UNIT BUDGET SUMMARY

2023-24	2024-25 Original Proposed Expense Budget					
Total Revised Expense Budget	College/Unit	General Funds	Auxiliary Fund	Restricted Funds	Total	% Change
	Office of Executive Vice President					
\$2,452,000	Administration	\$2,937,800	\$0	\$128,500	\$3,066,300	25.05%
1,247,200	Investment Office	1,297,900	0	0	1,297,900	4.07%
133,600	Student Financial Aid	0	0	215,200	215,200	61.08%
\$3,832,800	Total	\$4,235,700	\$0	\$343,700	\$4,579,400	19.48%
	Auxiliaries and Administration Services					
	Auxiliary and Transportation Services					
\$5,453,400	Auxiliary Services Administration	\$3,325,500	\$2,178,600	\$0	\$5,504,100	0.93%
10,127,400	Dining Operations	0	10,210,800	0	10,210,800	0.82%
10,114,100	Gatton Student Center Operations	525,400	9,634,600	0	10,160,000	0.45%
8,806,500	Gatton Student Center - Debt Service	0	8,801,000	0	8,801,000	-0.06%
28,435,900	Housing Operations	0	32,393,300	0	32,393,300	13.92%
20,025,700	Transportation Services	0	20,731,700	0	20,731,700	3.53%
1,776,200	Transportation - Debt Service	0	1,775,100	0	1,775,100	-0.06%
418,400	University Bookstore Operations	0	429,700	0	429,700	2.70%
\$85,157,600	Total	\$3,850,900	\$86,154,800	\$0	\$90,005,700	5.69%
\$840,400	Business Support and Financial Training	\$878,100	\$0	\$0	\$878,100	4.49%
	Economic Development and Real Estate					
\$1,996,000	Economic Development	\$2,050,900	\$0	\$178,000	\$2,228,900	11.67%
175,900	Real Estate Services	151,100	0	0	151,100	-14.10%
\$2,171,900	Total	\$2,202,000	\$0	\$178,000	\$2,380,000	9.58%

Executive Vice President for Finance and Administration Area

UNIT BUDGET SUMMARY

2023-24	2024-25 Original Proposed Expense Budget					
Total Revised Expense Budget	College/Unit	General Funds	Auxiliary Fund	Restricted Funds	Total	% Change
	Auxiliaries and Administration Services (cont.)					
	Facilities Management					
\$12,155,200	Administration	\$13,711,500	\$0	\$0	\$13,711,500	12.80%
624,100	Campus Planning	635,300	0	0	635,300	1.79%
294,000	Capital Construction	314,600	0	0	314,600	7.01%
1,165,400	Debt Service - Facilities	944,000	0	0	944,000	-19.00%
30,737,400	Physical Plant	31,130,300	1,421,100	0	32,551,400	5.90%
795,300	Shared Services	904,000	0	0	904,000	13.67%
37,589,300	Utilities and Energy Management	36,834,600	684,600	0	37,519,200	-0.19%
\$83,360,700	Total	\$84,474,300	\$2,105,700	\$0	\$86,580,000	3.86%
\$1,241,200	Institutional Equity and Equal Opportunity	\$1,412,000	\$0	\$0	\$1,412,000	13.76%
	Procurement, Risk Management and Other Services					
\$1,200,800	Environmental, Health and Safety	\$1,243,200	\$0	\$0	\$1,243,200	3.53%
3,840,600	Procurement	3,664,900	366,300	0	4,031,200	4.96%
402,700	Risk Management	421,700	2,000	0	423,700	5.21%
\$5,444,100	Total	\$5,329,800	\$368,300	\$0	\$5,698,100	4.67%
\$7,455,700	University Police	\$9,501,400	\$0	\$0	\$9,501,400	27.44%
\$185,671,600	Total Auxiliaries and Administration Services	\$107,648,500	\$88,628,800	\$178,000	\$196,455,300	5.81%

Executive Vice President for Finance and Administration Area

UNIT BUDGET SUMMARY

2023-24	2024-25 Original Proposed Expense Budget					
Total Revised Expense Budget	College/Unit	General Funds	Auxiliary Fund	Restricted Funds	Total	% Change
	Human Resource Services					
\$2,983,800	Administration	\$3,340,600	\$0	\$7,800	\$3,348,400	12.22%
551,200	Business Systems	576,100	0	0	576,100	4.52%
1,236,200	Compensation	1,118,200	0	0	1,118,200	-9.55%
2,921,100	Employee Benefits	3,556,800	0	0	3,556,800	21.76%
567,100	Employee Relations	573,300	0	0	573,300	1.09%
1,213,700	Employment	1,261,200	0	0	1,261,200	3.91%
1,230,500	Temporary Employment	0	650,000	0	650,000	-47.18%
1,452,500	Training and Development	1,516,400	0	0	1,516,400	4.40%
185,000	Wellness Program	203,000	0	0	203,000	9.73%
415,900	Worklife Program	417,500	0	0	417,500	0.38%
\$12,757,000	Total	\$12,563,100	\$650,000	\$7,800	\$13,220,900	3.64%
	Information Technology Services					
\$557,900	Administration	\$557,900	\$0	\$0	\$557,900	0.00%
750,000	Communications and Network Systems	450,000	0	0	450,000	-40.00%
19,580,000	Enterprise Computing Services	19,218,800	1,866,700	0	21,085,500	7.69%
1,318,100	Salesforce Operations	1,368,500	0	0	1,368,500	3.82%
6,992,200	Support Services	7,139,800	0	0	7,139,800	2.11%
\$29,198,200	Total	\$28,735,000	\$1,866,700	\$0	\$30,601,700	4.81%
\$2,026,400	University Budget Office	\$2,112,300	\$0	\$900	\$2,113,200	4.28%
	University Financial Services					
\$1,893,700	Administration	\$2,118,000	\$0	\$0	\$2,118,000	11.84%
1,310,900	Accounting and Financial Reporting	1,369,000	0	0	1,369,000	4.43%
1,339,600	Accounts Payable	1,325,700	0	0	1,325,700	-1.04%

Executive Vice President for Finance and Administration Area

UNIT BUDGET SUMMARY

2023-24	2024-25 Original Proposed Expense Budget					
Total Revised Expense Budget	College/Unit	General Funds	Auxiliary Fund	Restricted Funds	Total	% Change
	University Financial Services (cont.)					
\$440,900	Endowment Services	\$468,200	\$0	\$0	\$468,200	6.19%
1,125,500	Payroll	1,182,100	0	0	1,182,100	5.03%
2,544,900	Research Financial Services	2,724,700	0	0	2,724,700	7.07%
1,712,200	Student Account Services	1,791,000	0	0	1,791,000	4.60%
116,700	Travel Services	121,900	0	0	121,900	4.46%
362,400	Treasury Services	382,900	0	0	382,900	5.66%
\$10,846,800	Total	\$11,483,500	\$0	\$0	\$11,483,500	5.87%
	University Relations					
\$1,170,200	Administration	\$1,198,600	\$0	\$0	\$1,198,600	2.43%
3,228,100	Marketing and Brand Strategy	3,342,700	0	0	3,342,700	3.55%
2,622,100	Public Relations and Strategic Communications	2,821,300	0	0	2,821,300	7.60%
1,283,500	WUKY	638,300	0	669,400	1,307,700	1.89%
\$8,303,900	Total	\$8,000,900	\$0	\$669,400	\$8,670,300	4.41%
\$252,636,700	TOTAL FINANCE AND ADMINISTRATION AREA	\$174,779,000	\$91,145,500	\$1,199,800	\$267,124,300	5.73%

Provost Area

UNIT BUDGET SUMMARY

2023-24	2024-25 Original Proposed Expense Budget					
Total Revised Expense Budget	College/Unit	General Funds	Auxiliary Funds	Restricted Funds	Total	% Change
Office of the Provost						
\$4,596,500	Administration	\$3,983,500	\$0	\$1,743,300	\$5,726,800	24.59%
175,500	Academic Ombud	227,600	0	0	227,600	29.69%
870,300	Classroom Facility Improvement	870,300	0	0	870,300	0.00%
1,080,800	Faculty Retention Pool	1,313,400	0	0	1,313,400	21.52%
1,479,900	Program Improvement Reserves	1,834,500	0	0	1,834,500	23.96%
1,204,200	Provost Budget Office	1,359,600	0	0	1,359,600	12.90%
500,000	Quality Enhancement Program	759,800	0	0	759,800	51.96%
1,800,000	Residuals	1,800,000	0	0	1,800,000	0.00%
\$11,707,200	Total	\$12,148,700	\$0	\$1,743,300	\$13,892,000	18.66%
Martin-Gatton College of Agriculture, Food and Environment						
\$7,566,500	Administration	\$11,900,700	\$0	\$13,833,200	\$25,733,900	240.10%
5,282,600	Advancement	323,400	0	2,142,900	2,466,300	-53.31%
1,594,100	Agricultural Economics	1,649,800	0	69,300	1,719,100	7.84%
226,500	Agriculture Motor Pool Security	241,900	0	0	241,900	6.80%
2,299,000	Animal and Food Sciences	2,012,300	0	579,600	2,591,900	12.74%
1,969,400	Arboretum	354,000	0	2,579,800	2,933,800	48.97%
6,000	Associate Dean - CAFE	0	0	11,200	11,200	86.67%
1,311,500	Biosystems and Agricultural Engineering	1,028,600	0	90,300	1,118,900	-14.69%
437,400	Business Center	935,900	0	0	935,900	113.97%
1,709,400	Center for Student Success	1,748,700	0	65,200	1,813,900	6.11%
1,081,100	Community and Leadership Development	1,132,000	0	44,300	1,176,300	8.81%
1,182,200	Dietetics and Human Nutrition	1,189,400	0	8,900	1,198,300	1.36%
724,300	Entomology	664,200	0	78,000	742,200	2.47%
42,700	Equine Programs	708,700	0	87,600	796,300	1764.87%
500	Facility Management	0	0	1,000	1,000	100.00%
2,500	Family and Consumer Science	0	0	2,500	2,500	0.00%

Provost Area

UNIT BUDGET SUMMARY

2023-24	2024-25 Original Proposed Expense Budget					
Total Revised Expense Budget	College/Unit	General Funds	Auxiliary Funds	Restricted Funds	Total	% Change
Martin-Gatton College of Agriculture, Food and Environment (cont.)						
\$725,700	Family Science	\$1,260,800	\$0	\$7,000	\$1,267,800	74.70%
24,200	Food Connection	0	0	24,200	24,200	0.00%
1,030,900	Forestry and Natural Resources	1,046,200	0	35,900	1,082,100	4.97%
949,800	Horticulture	890,400	0	178,200	1,068,600	12.51%
16,700	International Programs	16,700	0	0	16,700	0.00%
1,001,000	Landscape Architecture	979,600	0	72,100	1,051,700	5.06%
6,800	Library	0	0	6,800	6,800	0.00%
1,132,100	Plant and Soil Sciences	1,106,400	0	113,300	1,219,700	7.74%
436,700	Plant Pathology	436,500	0	4,000	440,500	0.87%
1,000	Regulatory Service	0	0	0	0	-100.00%
1,385,900	Retailing and Tourism Management	1,393,900	0	7,100	1,401,000	1.09%
55,700	Robinson Station (RCARS)	0	42,000	1,700	43,700	-21.54%
728,700	School of Human Environmental Sciences	519,200	0	470,800	990,000	35.86%
3,539,700	Student Financial Aid	11,300	0	3,783,000	3,794,300	7.19%
546,000	Veterinary Diagnostic Lab	590,000	0	0	590,000	8.06%
902,200	Veterinary Science	628,200	0	202,200	830,400	-7.96%
0	4-H Youth Development Programs	0	0	41,200	41,200	100.00%
\$37,918,800	Total	\$32,768,800	\$42,000	\$24,541,300	\$57,352,100	51.25%
Agricultural Experiment Station						
\$7,541,700	Administration	\$2,157,900	\$0	\$1,542,300	\$3,700,200	-50.94%
2,218,000	Advancement	2,285,100	0	43,800	2,328,900	5.00%
1,650,700	Agricultural Communications and Data Center	1,720,700	0	0	1,720,700	4.24%
1,970,700	Agricultural Economics	1,145,600	0	798,000	1,943,600	-1.38%
11,800	Agricultural Motor Pool Security	13,400	0	0	13,400	13.56%
5,458,200	Animal and Food Sciences	3,518,900	0	1,929,200	5,448,100	-0.19%
1,943,100	Associate Dean - Research	1,205,800	0	987,900	2,193,700	12.90%

Provost Area

UNIT BUDGET SUMMARY

2023-24	2024-25 Original Proposed Expense Budget					
Total Revised Expense Budget	College/Unit	General Funds	Auxiliary Funds	Restricted Funds	Total	% Change
	Agricultural Experiment Station (cont.)					
\$2,377,400	Biosystems and Agricultural Engineering	\$1,903,700	\$0	\$571,600	\$2,475,300	4.12%
530,200	Business Center	426,100	0	57,000	483,100	-8.88%
105,500	Center for the Environment	110,000	0	0	110,000	4.27%
15,000	Community and Economic Development in Kentucky (CEDIK)	0	0	15,000	15,000	0.00%
857,800	Community and Leadership Development	743,100	0	153,300	896,400	4.50%
429,000	Dietetics and Human Nutrition	379,700	0	0	379,700	-11.49%
211,400	Engineering Services	234,600	0	0	234,600	10.97%
3,266,400	Entomology	2,047,900	0	1,466,400	3,514,300	7.59%
548,900	Equine Programs	400,000	0	246,000	646,000	17.69%
683,200	Facility Management	677,400	0	0	677,400	-0.85%
469,400	Family Science	0	0	24,000	24,000	-94.89%
360,000	Food Connection	360,000	0	0	360,000	0.00%
2,480,700	Forestry and Natural Resources	1,134,900	0	1,416,700	2,551,600	2.86%
174,300	Groundwater Program	176,400	0	0	176,400	1.20%
1,772,700	Horticulture	1,286,200	0	667,400	1,953,600	10.20%
6,900	International Programs	0	0	6,900	6,900	0.00%
58,900	Landscape Architecture	33,500	0	27,000	60,500	2.72%
9,016,100	Plant and Soil Sciences	5,184,700	0	3,986,600	9,171,300	1.72%
3,454,400	Plant Pathology	1,728,000	0	1,868,000	3,596,000	4.10%
10,600	Regulatory Services	9,000	0	0	9,000	-15.09%
316,600	Retailing and Tourism Management	333,600	0	0	333,600	5.37%
555,600	Robinson Station (RCARS)	562,000	0	0	562,000	1.15%
135,600	School of Human Environmental Sciences	5,500	0	131,900	137,400	1.33%
112,500	Veterinary Diagnostic Laboratory	47,900	0	64,600	112,500	0.00%
12,806,000	Veterinary Science	2,568,900	0	10,663,000	13,231,900	3.33%
974,600	Western Kentucky Research and Education Center	1,078,200	0	4,500	1,082,700	11.09%
\$62,523,900	Total	\$33,478,700	\$0	\$26,671,100	\$60,149,800	-3.80%

Provost Area

UNIT BUDGET SUMMARY

2023-24	2024-25 Original Proposed Expense Budget					
Total Revised Expense Budget	College/Unit	General Funds	Auxiliary Funds	Restricted Funds	Total	% Change
	Agricultural Public Service					
\$72,500	Administration	\$0	\$0	\$0	\$0	-100.00%
0	Agricultural Economics	1,000	0	0	1,000	100.00%
4,500	Agricultural Programs	4,500	0	0	4,500	0.00%
1,142,600	Animal and Food Sciences	1,195,000	0	20,900	1,215,900	6.42%
109,900	Arboretum	70,000	0	105,000	175,000	59.24%
23,300	Biosystems and Agricultural Engineering	1,000	0	22,300	23,300	0.00%
5,300	Center for Student Success	0	0	2,300	2,300	-56.60%
1,100	Center for the Environment	0	0	600	600	-45.45%
336,000	Community and Economic Development in Kentucky (CEDIK)	125,000	0	209,100	334,100	-0.57%
188,500	Community and Leadership Development	175,000	0	63,500	238,500	26.53%
29,400	Dietetics and Human Nutrition	7,000	0	22,400	29,400	0.00%
288,400	Entomology	227,000	0	400	227,400	-21.15%
3,303,600	Equine Programs	3,303,400	0	800	3,304,200	0.02%
17,000	Food Connection	17,000	0	0	17,000	0.00%
367,600	Forestry and Natural Resources	70,000	0	393,400	463,400	26.06%
341,600	Horticulture	361,300	0	18,000	379,300	11.04%
600	Landscape Architecture	600	0	0	600	0.00%
368,000	Plant and Soil Sciences	352,000	0	6,700	358,700	-2.53%
16,000	Plant Pathology	6,000	0	3,400	9,400	-41.25%
4,867,700	Regulatory Services	4,963,000	0	52,400	5,015,400	3.03%
1,300	Robinson Station (RCARS)	3,000	0	0	3,000	130.77%
674,400	Small Business Development Center	645,000	0	52,000	697,000	3.35%
6,589,200	Veterinary Diagnostic Laboratory	6,777,200	0	300	6,777,500	2.86%
399,700	Veterinary Science	356,800	0	53,700	410,500	2.70%
1,000	4-H Youth Development Programs	1,000	0	0	1,000	0.00%
\$19,149,200	Total	\$18,661,800	\$0	\$1,027,200	\$19,689,000	2.82%

Provost Area

UNIT BUDGET SUMMARY

2023-24	2024-25 Original Proposed Expense Budget					
Total Revised Expense Budget	College/Unit	General Funds	Auxiliary Funds	Restricted Funds	Total	% Change
\$3,436,200	Kentucky Tobacco Research and Development Center	\$371,000	\$0	\$2,708,600	\$3,079,600	-10.38%
	Agricultural Cooperative Extension Service					
\$5,609,100	Administration	\$939,700	\$0	\$1,967,900	\$2,907,600	-48.16%
136,900	Advancement	115,600	0	0	115,600	-15.56%
1,920,900	Agricultural Communications and Data Center	1,995,000	0	0	1,995,000	3.86%
2,799,200	Agricultural Economics	2,726,800	0	203,400	2,930,200	4.68%
744,500	Agricultural Programs	465,900	0	276,900	742,800	-0.23%
2,200,500	Animal and Food Sciences	1,897,500	0	366,200	2,263,700	2.87%
438,200	Associate Dean - Extension	367,500	0	78,000	445,500	1.67%
1,037,500	Biosystems and Agricultural Engineering	952,800	0	116,300	1,069,100	3.05%
914,800	Business Center	618,500	0	0	618,500	-32.39%
11,400	Center for the Environment	0	0	11,400	11,400	0.00%
318,800	Community and Economic Development in Kentucky (CEDIK)	245,200	0	86,500	331,700	4.05%
783,500	Community and Leadership Development	613,900	0	207,400	821,300	4.82%
429,500	Dietetics and Human Nutrition	454,600	0	0	454,600	5.84%
677,000	Entomology	593,600	0	214,400	808,000	19.35%
711,800	Equine Programs	400	0	0	400	-99.94%
3,175,200	Family and Consumer Sciences	911,000	0	2,348,600	3,259,600	2.66%
60,705,300	Field Programs	57,935,200	0	5,191,800	63,127,000	3.99%
1,013,700	Forestry and Natural Resources	827,200	0	233,100	1,060,300	4.60%
1,038,600	Horticulture	595,600	0	403,400	999,000	-3.81%
75,700	Landscape Architecture	17,200	0	62,200	79,400	4.89%
2,713,000	Plant and Soil Sciences	1,975,800	0	477,100	2,452,900	-9.59%
1,167,500	Plant Pathology	724,900	0	358,400	1,083,300	-7.21%
1,441,700	Program and Staff Development	1,399,200	0	151,600	1,550,800	7.57%

Provost Area

UNIT BUDGET SUMMARY

2023-24	2024-25 Original Proposed Expense Budget					
Total Revised Expense Budget	College/Unit	General Funds	Auxiliary Funds	Restricted Funds	Total	% Change
Agricultural Cooperative Extension Service (cont.)						
\$78,300	Robinson Station (RCARS)	\$78,200	\$0	\$0	\$78,200	-0.13%
225,400	School of Human Environmental Sciences	0	0	0	0	-100.00%
67,800	Veterinary Science	158,300	0	48,800	207,100	205.46%
364,600	Western Kentucky Research and Education Center	400,400	0	0	400,400	9.82%
4,985,000	4-H Youth Development Programs	1,134,900	3,807,000	856,200	5,798,100	16.31%
\$95,785,400	Total	\$78,144,900	\$3,807,000	\$13,659,600	\$95,611,500	-0.18%
College of Arts and Sciences						
\$7,833,100	Administration	\$8,140,200	\$35,000	\$1,448,100	\$9,623,300	22.85%
63,100	Aerospace Science	62,900	0	2,600	65,500	3.80%
200,600	African American Studies and Research Programs	16,400	0	129,400	145,800	-27.32%
3,783,100	Anthropology	4,059,800	0	58,100	4,117,900	8.85%
198,600	Appalachian Center	171,000	0	32,500	203,500	2.47%
7,065,600	Biological Sciences	7,224,800	0	120,000	7,344,800	3.95%
207,000	Center for English as a Second Language	205,900	0	0	205,900	-0.53%
7,506,800	Chemistry	7,486,700	0	289,200	7,775,900	3.58%
3,080,200	Dr. Bing Zhang Department of Statistics	3,190,400	0	78,300	3,268,700	6.12%
2,479,400	Earth and Environmental Sciences	2,557,800	0	112,400	2,670,200	7.70%
4,932,900	English	4,625,400	0	469,800	5,095,200	3.29%
3,207,400	Geography	3,106,500	0	53,600	3,160,100	-1.47%
2,319,700	Hispanic Studies	2,272,600	0	85,000	2,357,600	1.63%
4,344,500	History	4,235,500	0	163,000	4,398,500	1.24%
72,000	Institute on Violence Against Women	0	0	75,400	75,400	4.72%
91,100	Interdisciplinary Program/Social Theory	0	0	103,700	103,700	13.83%
1,435,100	Linguistics	1,451,100	0	21,000	1,472,100	2.58%
6,708,900	Mathematics	7,178,100	0	103,500	7,281,600	8.54%
148,100	Military Science	51,500	0	112,300	163,800	10.60%

Provost Area

UNIT BUDGET SUMMARY

2023-24	2024-25 Original Proposed Expense Budget					
Total Revised Expense Budget	College/Unit	General Funds	Auxiliary Funds	Restricted Funds	Total	% Change
	College of Arts and Sciences (cont.)					
\$4,973,500	Modern and Classical Languages	\$4,756,900	\$0	\$167,100	\$4,924,000	-1.00%
2,594,000	Philosophy	2,634,800	0	4,600	2,639,400	1.75%
6,027,500	Physics and Astronomy	6,162,000	0	212,200	6,374,200	5.75%
2,580,200	Political Science	2,466,300	0	70,700	2,537,000	-1.67%
5,951,500	Psychology	6,389,400	0	69,800	6,459,200	8.53%
2,236,700	Sociology	2,159,500	0	29,400	2,188,900	-2.14%
3,204,800	Student Financial Aid	0	0	3,398,500	3,398,500	6.04%
1,531,300	Women's Studies	1,451,100	0	63,800	1,514,900	-1.07%
3,222,300	Writing, Rhetoric and Digital Studies	3,303,100	0	15,400	3,318,500	2.99%
\$87,999,000	Total	\$85,359,700	\$35,000	\$7,489,400	\$92,884,100	5.55%
	Gatton College of Business and Economics					
\$11,777,300	Administration	\$4,692,200	\$0	\$6,616,500	\$11,308,700	-3.98%
294,700	Center for Business and Economic Research	364,900	0	0	364,900	23.82%
353,800	Center for Poverty Research	335,000	0	9,200	344,200	-2.71%
348,700	Development	378,600	0	0	378,600	8.57%
4,225,500	Economics	4,243,800	0	209,500	4,453,300	5.39%
1,900	Executive MBA Center	0	0	1,900	1,900	0.00%
7,254,900	John Maze Stewart Department of Finance and Quantitative Methods	5,417,000	0	1,569,500	6,986,500	-3.70%
978,400	Graduate Center	963,200	0	200	963,400	-1.53%
435,200	International Business and Management Center	435,900	0	105,600	541,500	24.43%
4,627,300	Management	5,383,300	0	170,200	5,553,500	20.02%
5,005,200	Marketing and Supply Chain	5,655,800	0	107,700	5,763,500	15.15%
1,297,200	MBA Center	1,428,900	0	51,700	1,480,600	14.14%

Provost Area

UNIT BUDGET SUMMARY

2023-24	2024-25 Original Proposed Expense Budget					
Total Revised Expense Budget	College/Unit	General Funds	Auxiliary Funds	Restricted Funds	Total	% Change
	Gatton College of Business and Economics (cont.)					
\$6,099,300	School of Accountancy	\$6,118,800	\$0	\$229,100	\$6,347,900	4.08%
3,008,300	Student Financial Aid	63,200	0	3,197,400	3,260,600	8.39%
2,374,700	Undergraduate Center	2,717,300	0	0	2,717,300	14.43%
\$48,082,400	Total	\$38,197,900	\$0	\$12,268,500	\$50,466,400	4.96%
	College of Communication and Information					
\$5,030,100	Administration	\$5,132,400	\$0	\$109,200	\$5,241,600	4.20%
2,074,300	Center for Instructional Communication Excellence, Research and Development	2,218,300	0	1,000	2,219,300	6.99%
2,605,300	Department of Communication	2,734,300	0	122,000	2,856,300	9.63%
959,600	Graduate Program	858,200	0	25,500	883,700	-7.91%
1,766,100	Integrated Strategic Communications	1,765,100	0	101,700	1,866,800	5.70%
751,900	Intercollegiate Debate	606,300	0	177,500	783,800	4.24%
2,451,500	School of Information Science	2,501,600	0	51,400	2,553,000	4.14%
2,258,200	School of Journalism and Media	1,926,300	0	472,100	2,398,400	6.21%
521,000	Student Financial Aid	0	0	492,100	492,100	-5.55%
327,200	Student Media	213,900	120,000	1,000	334,900	2.35%
\$18,745,200	Total	\$17,956,400	\$120,000	\$1,553,500	\$19,629,900	4.72%
	College of Dentistry					
\$5,484,900	Administration	\$5,195,900	\$0	\$603,800	\$5,799,700	5.74%
757,400	Academic Affairs	685,300	0	89,500	774,800	2.30%
5,949,400	Business and Support Services	4,277,800	1,246,800	0	5,524,600	-7.14%
5,046,300	Clinical Affairs and Patient Care	6,124,500	0	0	6,124,500	21.37%
8,432,800	Department of Oral Health Practice	10,360,500	0	161,700	10,522,200	24.78%
11,407,400	Department of Oral Health Science	15,161,500	0	458,700	15,620,200	36.93%

Provost Area

UNIT BUDGET SUMMARY

2023-24	2024-25 Original Proposed Expense Budget					
Total Revised Expense Budget	College/Unit	General Funds	Auxiliary Funds	Restricted Funds	Total	% Change
College of Dentistry (cont.)						
\$1,049,600	Public and Professional Services	\$1,577,500	\$0	\$154,600	\$1,732,100	65.02%
1,207,400	Research and Graduate Studies	1,320,100	0	199,100	1,519,200	25.82%
718,500	Student Financial Aid	350,000	0	315,500	665,500	-7.38%
\$40,053,700	Total	\$45,053,100	\$1,246,800	\$1,982,900	\$48,282,800	20.55%
College of Design						
\$4,101,400	Administration	\$555,100	\$0	\$4,587,500	\$5,142,600	25.39%
329,400	Centralized Business Office	347,000	0	0	347,000	5.34%
504,900	Facilities, Shops and Technology	491,200	0	14,200	505,400	0.10%
662,300	Historic Preservation	556,300	0	131,500	687,800	3.85%
51,500	Office of Academic and Student Affairs	27,000	0	0	27,000	-47.57%
99,900	Philanthropy and External Relations	109,600	0	600	110,200	10.31%
817,900	Product Design	842,600	0	0	842,600	3.02%
3,149,400	School of Architecture	3,026,500	0	571,100	3,597,600	14.23%
1,315,000	School of Interiors: Planning, Strategy and Design	1,407,500	0	2,700	1,410,200	7.24%
288,700	Student Financial Aid	0	0	307,600	307,600	6.55%
\$11,320,400	Total	\$7,362,800	\$0	\$5,615,200	\$12,978,000	14.64%
College of Education						
\$6,928,900	Administration	\$7,777,700	\$0	\$199,700	\$7,977,400	15.13%
1,182,100	Administration and Supervision	1,066,600	0	11,400	1,078,000	-8.81%
967,100	Center for Professional Development	926,900	0	13,900	940,800	-2.72%
786,800	Collaborative Literacy Program	0	0	0	0	-100.00%
1,920,800	Curriculum and Instruction	1,766,800	0	4,600	1,771,400	-7.78%
3,330,100	Early Childhood, Special Education and Counselor Education	3,050,600	0	42,700	3,093,300	-7.11%
1,377,300	Educational Policy Studies	1,228,700	0	21,300	1,250,000	-9.24%
1,761,600	Educational Psychology and Counseling	1,578,200	0	6,700	1,584,900	-10.03%

Provost Area

UNIT BUDGET SUMMARY

2023-24	2024-25 Original Proposed Expense Budget					
Total Revised Expense Budget	College/Unit	General Funds	Auxiliary Funds	Restricted Funds	Total	% Change
College of Education (cont.)						
\$399,300	Instructional Media and Technology	\$340,200	\$0	\$0	\$340,200	-14.80%
2,914,000	Kinesiology and Health Promotion	2,786,100	0	61,700	2,847,800	-2.27%
1,213,400	Science, Technology, Engineering and Mathematics (STEM) Education	1,292,900	0	16,100	1,309,000	7.88%
716,200	Student Financial Aid	0	0	871,100	871,100	21.63%
1,438,500	Teacher Education and Certification	1,421,300	0	0	1,421,300	-1.20%
\$24,936,100	Total	\$23,236,000	\$0	\$1,249,200	\$24,485,200	-1.81%
Stanley and Karen Pigman College of Engineering						
\$13,075,700	Administration	\$8,263,700	\$0	\$888,300	\$9,152,000	-30.01%
1,418,000	Alumni Development	1,470,400	0	0	1,470,400	3.70%
2,477,000	Biomedical Engineering	1,717,000	0	308,500	2,025,500	-18.23%
449,200	Center for Aluminum Technology	250,000	0	195,400	445,400	-0.85%
2,066,700	Center for Robotics and Manufacturing Systems	1,863,200	0	190,000	2,053,200	-0.65%
5,720,000	Chemical and Materials Engineering	4,663,800	0	1,357,200	6,021,000	5.26%
5,096,600	Civil Engineering	3,643,900	0	1,497,500	5,141,400	0.88%
4,992,600	Computer Science	4,902,500	0	749,400	5,651,900	13.21%
6,612,200	Electrical Engineering	5,150,100	0	1,288,800	6,438,900	-2.62%
152,100	Engineering Electron Microscopy	0	133,300	0	133,300	-12.36%
297,500	Engineering Technology	0	0	173,500	173,500	-41.68%
164,700	Institute for Decarbonization and Energy Advancement	164,800	0	0	164,800	0.06%
2,208,500	Kentucky Transportation Center	1,406,000	0	920,000	2,326,000	5.32%
7,208,000	Mechanical and Aerospace Engineering	6,270,700	0	1,685,900	7,956,600	10.39%
1,939,400	Mining Engineering	1,650,600	2,100	365,700	2,018,400	4.07%
1,542,800	Paducah Engineering Program	1,208,300	0	373,900	1,582,200	2.55%
7,596,500	Student Financial Aid	6,500	0	7,351,000	7,357,500	-3.15%
830,000	Visualization and Virtual Environments	0	0	600,000	600,000	-27.71%
\$63,847,500	Total	\$42,631,500	\$135,400	\$17,945,100	\$60,712,000	-4.91%

Provost Area

UNIT BUDGET SUMMARY

2023-24	2024-25 Original Proposed Expense Budget					
Total Revised Expense Budget	College/Unit	General Funds	Auxiliary Funds	Restricted Funds	Total	% Change
College of Fine Arts						
\$4,126,100	Administration	\$3,362,700	\$0	\$322,100	\$3,684,800	-10.70%
4,043,500	Art	4,284,500	0	96,900	4,381,400	8.36%
781,800	Art Museum	690,600	0	167,100	857,700	9.71%
2,250,900	Band	1,690,700	0	601,600	2,292,300	1.84%
7,482,100	Music	5,984,600	0	1,870,500	7,855,100	4.99%
1,041,200	Singleton Center for the Arts	284,000	675,500	33,300	992,800	-4.65%
861,400	Student Financial Aid	0	0	1,042,500	1,042,500	21.02%
1,450,200	Theatre Arts	1,451,100	0	92,600	1,543,700	6.45%
\$22,037,200	Total	\$17,748,200	\$675,500	\$4,226,600	\$22,650,300	2.78%
College of Health Sciences						
\$6,207,100	Administration	\$6,315,400	\$0	\$273,900	\$6,589,300	6.16%
1,217,600	Athletic Training and Clinical Nutrition	1,075,200	0	149,000	1,224,200	0.54%
2,712,500	Communication Sciences and Disorders	2,781,400	0	35,300	2,816,700	3.84%
2,538,100	Health and Clinical Sciences	2,526,800	0	18,300	2,545,100	0.28%
2,610,900	Physical Therapy	2,662,500	0	74,800	2,737,300	4.84%
3,044,200	Physician Assistant Studies	2,752,600	0	8,000	2,760,600	-9.32%
120,500	Rehabilitation Medicine	0	0	81,000	81,000	-32.78%
100,000	Sports Medicine Research Institute	100,000	0	0	100,000	0.00%
508,900	Student Affairs	580,000	0	0	580,000	13.97%
390,700	Student Financial Aid	0	0	417,900	417,900	6.96%
\$19,450,500	Total	\$18,793,900	\$0	\$1,058,200	\$19,852,100	2.06%

Provost Area

UNIT BUDGET SUMMARY

2023-24	2024-25 Original Proposed Expense Budget					
Total Revised Expense Budget	College/Unit	General Funds	Auxiliary Funds	Restricted Funds	Total	% Change
	J. David Rosenberg College of Law					
\$4,718,600	Administration	\$2,497,600	\$0	\$2,176,900	\$4,674,500	-0.93%
473,400	Continuing Legal Education	809,000	0	0	809,000	70.89%
6,417,700	Law Instruction	6,894,300	0	2,600	6,896,900	7.47%
1,773,500	Library - Law	1,808,200	0	19,500	1,827,700	3.06%
4,000	Mineral Law Center	4,000	0	0	4,000	0.00%
4,733,100	Student Financial Aid	4,127,900	0	931,500	5,059,400	6.89%
\$18,120,300	Total	\$16,141,000	\$0	\$3,130,500	\$19,271,500	6.35%
	College of Medicine					
\$11,930,700	Administration	\$10,760,700	\$0	\$7,306,400	\$18,067,100	51.43%
2,548,000	Anatomy and Neurobiology	2,451,500	93,800	196,700	2,742,000	7.61%
71,032,500	Anesthesiology	84,598,400	0	71,400	84,669,800	19.20%
178,500	Barnstable Brown Diabetes Center	0	0	4,470,000	4,470,000	2404.20%
4,072,100	Behavioral Science	4,075,200	0	567,700	4,642,900	14.02%
4,474,900	Bowling Green Campus	3,051,300	0	0	3,051,300	-31.81%
1,326,600	Cardiovascular Research Center	1,263,500	0	1,024,200	2,287,700	72.45%
235,900	Center for Drug and Alcohol Research	208,400	0	103,100	311,500	32.05%
241,000	Continuing Education	40,300	607,000	0	647,300	168.59%
3,103,300	Department of Toxicology and Cancer Biology	3,244,500	25,100	179,400	3,449,000	11.14%
35,843,100	Diagnostic Radiology	39,333,500	0	371,300	39,704,800	10.77%
23,636,600	Emergency Medicine	37,039,200	0	7,000	37,046,200	56.73%
12,310,200	Family Practice	20,742,600	0	542,400	21,285,000	72.91%
0	Family Practice - Rural Clinics	44,900	0	0	44,900	100.00%
1,647,500	Integrated Business Unit (IBU) Accounting	1,937,400	0	74,900	2,012,300	22.14%
110,416,500	Internal Medicine	169,786,300	0	5,011,600	174,797,900	58.31%
0	Library - Dean's Office	0	0	75,000	75,000	100.00%
15,400	Library (Offutt) - Ophthalmology	0	0	15,300	15,300	-0.65%

Provost Area

UNIT BUDGET SUMMARY

2023-24		2024-25 Original Proposed Expense Budget				
Total Revised Expense Budget	College/Unit	General Funds	Auxiliary Funds	Restricted Funds	Total	% Change
College of Medicine (cont.)						
\$2,954,200	Microbiology, Immunology and Molecular Genetics	\$3,541,300	\$0	\$207,300	\$3,748,600	26.89%
3,921,100	Molecular and Biomedical Pharmacology	3,416,700	0	581,800	3,998,500	1.97%
3,472,900	Molecular and Cellular Biochemistry	3,062,000	0	509,200	3,571,200	2.83%
18,211,000	Neurology	21,907,800	0	798,800	22,706,600	24.69%
16,911,500	Neurosurgery	21,046,500	0	1,330,700	22,377,200	32.32%
4,055,300	Northern Kentucky Campus	3,250,300	0	0	3,250,300	-19.85%
22,329,900	Obstetrics and Gynecology	26,094,100	0	3,189,300	29,283,400	31.14%
13,829,000	Office of Academic Affairs	14,120,600	200	5,662,900	19,783,700	43.06%
705,000	Office of Health Research and Development	1,312,800	0	1,560,000	2,872,800	307.49%
14,319,200	Ophthalmology	19,299,700	0	428,500	19,728,200	37.77%
29,704,100	Orthopedic Surgery	34,989,500	0	12,000	35,001,500	17.83%
10,603,800	Pathology and Laboratory Medicine	12,482,700	0	116,900	12,599,600	18.82%
57,961,800	Pediatrics	74,493,100	0	7,435,100	81,928,200	41.35%
8,254,900	Physical Medicine and Rehabilitation	9,784,200	0	0	9,784,200	18.53%
3,072,800	Physiology	3,240,600	0	27,900	3,268,500	6.37%
10,527,600	Psychiatry	13,825,400	0	295,100	14,120,500	34.13%
5,375,200	Radiation Medicine	10,191,800	0	117,700	10,309,500	91.80%
1,708,500	Spinal Cord	1,608,800	321,400	536,700	2,466,900	44.39%
655,800	Student Financial Aid	0	0	7,027,000	7,027,000	971.52%
79,568,900	Surgery and Divisions	115,910,800	0	5,400,900	121,311,700	52.46%
\$591,155,300	Total	\$772,156,400	\$1,047,500	\$55,254,200	\$828,458,100	40.14%
Center for Cancer Prevention, Education and Patient Care						
\$14,283,500	Operations	\$20,511,900	\$3,200	\$9,662,700	\$30,177,800	111.28%
700	Student Financial Aid	0	0	700	700	0.00%
\$14,284,200	Total	\$20,511,900	\$3,200	\$9,663,400	\$30,178,500	111.27%

Provost Area

UNIT BUDGET SUMMARY

2023-24	2024-25 Original Proposed Expense Budget					
Total Revised Expense Budget	College/Unit	General Funds	Auxiliary Funds	Restricted Funds	Total	% Change
\$3,411,000	Center for Excellence in Rural Health	\$2,440,200	\$0	\$200,700	\$2,640,900	-22.58%
	Sanders-Brown Center on Aging					
\$5,994,700	Operations	\$2,593,000	\$0	\$3,620,000	\$6,213,000	3.64%
2,800	Student Financial Aid	0	0	2,800	2,800	0.00%
\$5,997,500	Total	\$2,593,000	\$0	\$3,622,800	\$6,215,800	3.64%
	College of Nursing					
\$4,901,600	Administration	\$7,448,500	\$0	\$144,900	\$7,593,400	54.92%
140,000	Continuing Education	309,900	0	0	309,900	121.36%
14,145,300	Instruction	12,747,200	0	175,900	12,923,100	-8.64%
218,000	Student Financial Aid	0	0	214,400	214,400	-1.65%
\$19,404,900	Total	\$20,505,600	\$0	\$535,200	\$21,040,800	8.43%
	College of Pharmacy					
\$4,245,000	Administration	\$3,444,400	\$0	\$936,100	\$4,380,500	3.19%
902,000	Patient Care Education Support	916,100	0	0	916,100	1.56%
6,189,200	Pharmaceutical Science	5,739,400	4,500	620,900	6,364,800	2.84%
7,163,900	Pharmacy Practice and Science	6,954,600	0	512,600	7,467,200	4.23%
1,667,000	Student Affairs	1,701,100	0	97,500	1,798,600	7.89%
2,082,300	Student Financial Aid	1,000,000	0	1,059,300	2,059,300	-1.10%
\$22,249,400	Total	\$19,755,600	\$4,500	\$3,226,400	\$22,986,500	3.31%
	College of Public Health					
\$5,197,300	Administration	\$5,164,500	\$0	\$307,900	\$5,472,400	5.29%
1,304,800	Biostatistics	1,123,400	0	1,600	1,125,000	-13.78%
1,368,500	Epidemiology and Environmental Health	1,657,100	0	1,300	1,658,400	21.18%
76,300	Gerontology	0	0	85,400	85,400	11.93%

Provost Area

UNIT BUDGET SUMMARY

2023-24	2024-25 Original Proposed Expense Budget					
Total Revised Expense Budget	College/Unit	General Funds	Auxiliary Funds	Restricted Funds	Total	% Change
College of Public Health (cont.)						
\$2,779,200	Health, Behavior and Society	\$1,241,400	\$0	\$260,100	\$1,501,500	-45.97%
1,806,000	Health Services Management	1,396,600	0	732,300	2,128,900	17.88%
210,000	Kentucky Injury Prevention and Research Center	210,000	0	0	210,000	0.00%
104,800	Preventive Medicine and Clinics	800	0	107,800	108,600	3.63%
848,000	Student and Academic Life	714,900	0	0	714,900	-15.70%
354,500	Student Financial Aid	0	0	299,600	299,600	-15.49%
\$14,049,400	Total	\$11,508,700	\$0	\$1,796,000	\$13,304,700	-5.30%
College of Social Work						
\$23,687,900	Administration and Instruction	\$23,619,400	\$0	\$428,800	\$24,048,200	1.52%
195,000	Continuing Education	130,000	0	0	130,000	-33.33%
211,400	Student Financial Aid	0	0	284,200	284,200	34.44%
\$24,094,300	Total	\$23,749,400	\$0	\$713,000	\$24,462,400	1.53%
Lewis Honors College						
\$4,325,400	Administration and Instruction	\$2,675,100	\$0	\$1,856,400	\$4,531,500	4.76%
161,700	Student Financial Aid	0	0	201,000	201,000	24.30%
\$4,487,100	Total	\$2,675,100	\$0	\$2,057,400	\$4,732,500	5.47%
Libraries						
\$123,000	Administration	\$0	\$0	\$141,600	\$141,600	15.12%
24,864,500	Collections and Operations - Library	20,945,500	0	5,072,700	26,018,200	4.64%
78,900	Medical Center Library	15,400	0	62,000	77,400	-1.90%
29,200	Student Financial Aid	0	0	39,900	39,900	36.64%
\$25,095,600	Total	\$20,960,900	\$0	\$5,316,200	\$26,277,100	4.71%

Provost Area

UNIT BUDGET SUMMARY

2023-24	2024-25 Original Proposed Expense Budget					
Total Revised Expense Budget	College/Unit	General Funds	Auxiliary Funds	Restricted Funds	Total	% Change
	Multidisciplinary Graduate Programs					
\$1,188,900	Center on Public Administration	\$1,235,300	\$0	\$0	\$1,235,300	3.90%
300,000	Center on Public Policy	310,000	0	0	310,000	3.33%
110,800	General Academic Support	69,400	0	1,800	71,200	-35.74%
3,953,500	Graduate School	4,022,600	0	108,200	4,130,800	4.48%
1,878,000	James W. Martin School of Public Policy and Administration	1,676,000	0	294,500	1,970,500	4.93%
2,309,700	Patterson School of Diplomacy and International Commerce	887,300	0	1,338,900	2,226,200	-3.62%
265,500	Student Financial Aid - Graduate Centers	0	0	210,100	210,100	-20.87%
3,460,800	Student Financial Aid - Graduate School	2,124,400	0	1,262,500	3,386,900	-2.14%
\$13,467,200	Total	\$10,325,000	\$0	\$3,216,000	\$13,541,000	0.55%
\$23,400	Center for Interprofessional Community Health Education	\$131,000	\$0	\$19,300	\$150,300	542.31%
\$1,955,900	Chellgren Center	\$310,500	\$0	\$1,670,100	\$1,980,600	1.26%
	Faculty Advancement					
\$1,170,600	Administration	\$1,277,500	\$0	\$0	\$1,277,500	9.13%
889,600	Center for the Enhancement for Learning and Teaching	944,900	0	0	944,900	6.22%
\$2,060,200	Total	\$2,222,400	\$0	\$0	\$2,222,400	7.87%
	Gaines Center					
\$581,900	Gaines Center	\$349,700	\$0	\$238,900	\$588,600	1.15%
87,200	Student Financial Aid	0	0	68,900	68,900	-20.99%
\$669,100	Total	\$349,700	\$0	\$307,800	\$657,500	-1.73%
\$1,607,800	Registrar	\$1,689,500	\$0	\$0	\$1,689,500	5.08%
\$1,077,900	Strategic Planning and Institutional Effectiveness	\$1,092,700	\$0	\$0	\$1,092,700	1.37%

Provost Area

UNIT BUDGET SUMMARY

2023-24	2024-25 Original Proposed Expense Budget					
Total Revised Expense Budget	College/Unit	General Funds	Auxiliary Funds	Restricted Funds	Total	% Change
	Student Financial Aid - Other					
\$605,400	Diversity Scholarships	\$618,700	\$0	\$0	\$618,700	2.20%
27,169,100	Graduate School Scholarships	27,169,100	0	0	27,169,100	0.00%
128,800	Other Student Financial Aid	111,400	0	17,500	128,900	0.08%
3,094,500	University Scholarships	3,159,200	0	0	3,159,200	2.09%
\$30,997,800	Total	\$31,058,400	\$0	\$17,500	\$31,075,900	0.25%
\$2,554,800	UK Online Education	\$2,833,900	\$0	\$0	\$2,833,900	10.92%
	University of Kentucky International Center					
\$2,068,900	Administration	\$1,944,700	\$0	\$156,200	\$2,100,900	1.55%
655,800	International Student Services	664,600	0	0	664,600	1.34%
3,726,100	International Study Abroad and Exchange Programs	4,130,600	0	0	4,130,600	10.86%
393,000	Student Financial Aid	355,200	0	38,600	393,800	0.20%
\$6,843,800	Total	\$7,095,100	\$0	\$194,800	\$7,289,900	6.52%
	University Press					
\$3,007,700	Administration	\$2,852,700	\$0	\$124,400	\$2,977,100	-1.02%
100	Student Financial Aid	0	0	100	100	0.00%
\$3,007,800	Total	\$2,852,700	\$0	\$124,500	\$2,977,200	-1.02%
\$1,373,607,400	TOTAL PROVOST AREA	\$1,444,872,100	\$7,116,900	\$214,805,500	\$1,666,794,500	21.34%

Research Area

UNIT BUDGET SUMMARY

2023-24	2024-25 Original Proposed Expense Budget					
Total Revised Expense Budget	College/Unit	General Funds	Auxiliary Fund	Restricted Funds	Total	% Change
Research Administration and Program Support						
\$1,458,900	Administration	\$1,733,100	\$0	\$0	\$1,733,100	18.79%
172,700	Advanced Science and Technology Commercialization Center (ASTeCC)	167,700	0	0	167,700	-2.90%
6,993,900	General Research Support	9,657,600	644,200	74,800	10,376,600	48.37%
1,797,000	Office of Technology Commercialization	1,951,100	0	5,000	1,956,100	8.85%
1,206,000	Research Equipment Maintenance	1,206,000	0	0	1,206,000	0.00%
11,876,700	Sponsored Projects Administration	13,530,400	0	0	13,530,400	13.92%
5,800	Student Financial Aid	3,900	0	1,900	5,800	0.00%
\$23,511,000	Total	\$28,249,800	\$644,200	\$81,700	\$28,975,700	23.24%
Center for Applied Energy Research						
\$11,409,800	Operations	\$10,886,200	\$0	\$82,300	\$10,968,500	-3.87%
70,300	Student Financial Aid	0	0	100,300	100,300	42.67%
\$11,480,100	Total	\$10,886,200	\$0	\$182,600	\$11,068,800	-3.58%
\$4,892,800	Center for Clinical and Translational Science	\$2,582,800	\$2,016,800	\$0	\$4,599,600	-5.99%
Center for Computational Sciences						
\$703,400	Operations	\$702,200	\$0	\$71,100	\$773,300	9.94%
55,500	Computational Sciences Professorship	55,500	0	0	55,500	0.00%
\$758,900	Total	\$757,700	\$0	\$71,100	\$828,800	9.21%
\$577,100	Center for Research on Violence Against Women	\$207,600	\$0	\$451,900	\$659,500	14.28%
Center for the Environment						
\$10,000	Operations	\$0	\$0	\$0	\$0	-100.00%
19,400	Student Financial Aid	0	0	36,000	36,000	85.57%
\$29,400	Total	\$0	\$0	\$36,000	\$36,000	22.45%

Research Area

UNIT BUDGET SUMMARY

2023-24	2024-25 Original Proposed Expense Budget					
Total Revised Expense Budget	College/Unit	General Funds	Auxiliary Fund	Restricted Funds	Total	% Change
	Center of Membrane Sciences					
\$106,000	Operations	\$77,200	\$0	\$28,800	\$106,000	0.00%
10,800	Student Financial Aid	0	0	10,800	10,800	0.00%
\$116,800	Total	\$77,200	\$0	\$39,600	\$116,800	0.00%
\$55,700	Division of Laboratory Animal Resources	\$46,700	\$147,900	\$0	\$194,600	249.37%
	Human Development Institute					
\$2,216,000	Operations	\$2,020,700	\$0	\$321,900	\$2,342,600	5.71%
138,000	Student Financial Aid	0	0	167,300	167,300	21.23%
\$2,354,000	Total	\$2,020,700	\$0	\$489,200	\$2,509,900	6.62%
\$0	Institute of Bioinformatics	\$200,000	\$0	\$0	\$200,000	100.00%
	Kentucky Geological Survey					
\$4,388,000	Operations	\$4,600,600	\$0	\$1,900	\$4,602,500	4.89%
58,200	Student Financial Aid	0	0	113,000	113,000	94.16%
\$4,446,200	Total	\$4,600,600	\$0	\$114,900	\$4,715,500	6.06%
\$298,100	Kentucky Water Resources Research Institute	\$312,600	\$0	\$17,300	\$329,900	10.67%
\$49,000	Outreach Center for Science and Health Career Opportunities	\$49,000	\$0	\$0	\$49,000	0.00%
\$123,700	Tracy Farmer Institute for Sustainability and the Environment	\$4,100	\$0	\$89,300	\$93,400	-24.49%
\$48,692,800	TOTAL RESEARCH AREA	\$49,995,000	\$2,808,900	\$1,573,600	\$54,377,500	11.67%

Student Success Area

UNIT BUDGET SUMMARY

2023-24		2024-25 Original Proposed Expense Budget				
Total Revised Expense Budget	College/Unit	General Funds	Auxiliary Funds	Restricted Funds	Total	% Change
	Student Success					
\$3,612,500	Administration	\$4,553,200	\$4,900	\$72,100	\$4,630,200	28.17%
11,900,100	Dean of Students	6,064,500	4,350,900	1,060,900	11,476,300	-3.56%
7,100,500	Enrollment Management	7,292,700	0	0	7,292,700	2.71%
2,648,800	Institutional Research, Analytics and Decision Support	2,738,300	0	0	2,738,300	3.38%
6,351,500	Student Excellence	7,848,000	0	234,700	8,082,700	27.26%
2,692,700	Student Financial Stability	3,004,400	0	0	3,004,400	11.58%
10,102,200	Student Well-being	6,855,100	3,802,000	537,400	11,194,500	10.81%
7,922,000	Student Financial Aid	254,800	0	8,723,300	8,978,100	13.33%
\$52,330,300	Total	\$38,611,000	\$8,157,800	\$10,628,400	\$57,397,200	9.68%

UK Athletics Area

UNIT BUDGET SUMMARY

2023-24		2024-25 Original Proposed Expense Budget				
Total Revised Expense Budget	College/Unit	General Funds	Auxiliary Funds	Restricted Funds	Total	% Change
	UK Athletics					
\$12,130,600	Administrative Support	\$0	\$13,785,600	\$0	\$13,785,600	13.64%
2,500,000	Camps	0	2,500,000	0	2,500,000	0.00%
13,842,500	Capital Projects	0	0	28,000,000	28,000,000	102.28%
9,765,600	External Operations	0	10,361,000	0	10,361,000	6.10%
8,391,400	Facilities	0	9,532,800	0	9,532,800	13.60%
72,804,800	Men's Sports	0	72,784,700	0	72,784,700	-0.03%
8,111,900	Operations	0	8,353,500	0	8,353,500	2.98%
2,640,000	Post Season	0	3,320,000	0	3,320,000	25.76%
14,495,600	Support Services	0	15,673,900	0	15,673,900	8.13%
24,833,700	Women's Sports	0	29,337,800	0	29,337,800	18.14%
8,495,700	Other Athletics Expenses	0	8,039,400	486,300	8,525,700	0.35%
6,629,900	Debt Service	0	6,373,600	0	6,373,600	-3.87%
\$184,641,700	Total	\$0	\$180,062,300	\$28,486,300	\$208,548,600	12.95%

UK HealthCare Area

UNIT BUDGET SUMMARY

2023-24		2024-25 Original Proposed Expense Budget				
Total Revised Expense Budget	College/Unit	General Funds	Auxiliary Fund	Restricted Funds	Total	% Change
	UK HealthCare					
\$0	Beyond Blue	\$10,037,800	\$0	\$0	\$10,037,800	100.00%
0	Claire Blue Health	335,547,000	0	0	335,547,000	100.00%
59,103,100	Eastern State Hospital	64,572,500	0	0	64,572,500	9.25%
2,608,505,600	Hospital System (Chandler, Good Samaritan, Ambulatory and Retail)	3,229,674,600	0	5,430,600	3,235,105,200	24.02%
73,184,000	Medical Group (Clinical Practice)	130,840,500	0	0	130,840,500	78.78%
954,018,700	Royal Blue Health - King's Daughters Medical Center	1,037,754,100	0	0	1,037,754,100	8.78%
0	Surgery Blue	18,594,600	0	0	18,594,600	100.00%
1,041,600	University Health Service - Operations	0	77,700	0	77,700	-92.54%
60,443,000	Debt Service (All Hospitals and Medical Centers)	52,271,000	0	0	52,271,000	-13.52%
1,676,900	Debt Service (University Health Service)	0	1,672,300	0	1,672,300	-0.27%
\$3,757,972,900	Total	\$4,879,292,100	\$1,750,000	\$5,430,600	\$4,886,472,700	30.03%

University Wide Area

UNIT BUDGET SUMMARY

2023-24		2024-25 Original Proposed Expense Budget				
Total Revised Expense Budget	College/Unit	General Funds	Auxiliary Fund	Restricted Funds	Total	% Change
Student Financial Aid - Central						
\$18,000,000	College Access Program Grant - State	\$0	\$0	\$20,000,000	\$20,000,000	11.11%
2,500,000	College Work Study Program - Federal	0	0	2,500,000	2,500,000	0.00%
86,666,400	Institutional - Academic	94,598,600	0	79,500	94,678,100	9.24%
20,542,500	Institutional - Diversity	24,054,900	0	0	24,054,900	17.10%
229,500	Institutional - Fellowships	229,500	0	0	229,500	0.00%
1,276,400	Institutional - International	1,079,900	0	0	1,079,900	-15.39%
11,087,300	Institutional - Need-Based	7,169,200	0	4,806,600	11,975,800	8.01%
9,033,100	Institutional - Other	7,626,000	0	1,645,000	9,271,000	2.63%
400,000	Institutional - ROTC	300,000	0	0	300,000	-25.00%
24,000,000	Kentucky Educational Excellence Scholarships -State	0	0	24,000,000	24,000,000	0.00%
891,900	Kentucky Innovative Scholarship - State	0	0	250,000	250,000	-71.97%
4,546,100	Kentucky State Mandate	6,218,400	0	0	6,218,400	36.79%
28,253,500	Pell Grants - Federal	0	0	32,000,000	32,000,000	13.26%
808,600	Supplemental Educational Opportunity Grants - Federal	0	0	743,100	743,100	-8.10%
22,500	Teach Grant Program - Federal	0	0	40,000	40,000	77.78%
\$208,257,800	Total	\$141,276,500	\$0	\$86,064,200	\$227,340,700	9.16%
University Wide						
\$5,212,100	Common Insurance Funds	\$9,130,300	\$0	\$0	\$9,130,300	75.18%
4,374,500	Debt Service Reserve Pool	3,144,900	0	0	3,144,900	-28.11%
2,476,200	Family Education Program	2,476,200	0	0	2,476,200	0.00%
11,106,600	Financial Allocation Models	30,386,300	0	0	30,386,300	173.59%
5,114,400	General Liability/Auto Liability	4,751,600	0	0	4,751,600	-7.09%
2,001,300	General University Reserve	2,001,300	0	0	2,001,300	0.00%
260,000	Institutional Dues and Memberships	260,000	0	0	260,000	0.00%

University Wide Area

UNIT BUDGET SUMMARY

2023-24		2024-25 Original Proposed Expense Budget				
Total Revised Expense Budget	College/Unit	General Funds	Auxiliary Fund	Restricted Funds	Total	% Change
	University Wide (cont.)					
\$3,099,300	Miscellaneous Fringe Benefits	\$3,099,300	\$0	\$0	\$3,099,300	0.00%
276,527,500	Operating and Capital Projects	223,371,200	0	0	223,371,200	-19.22%
5,265,200	Professional Liability Insurance	7,708,600	0	0	7,708,600	46.41%
0	Quasi Endowment - Center for Applied Energy Research	20,000,000	0	0	20,000,000	100.00%
	Quasi Endowment Spending Distribution - Center for Applied Energy					
0	Research	800,000	0	0	800,000	100.00%
2,655,400	Student Health Insurance	2,855,400	0	0	2,855,400	7.53%
400,000	University Audit	400,000	0	0	400,000	0.00%
7,634,300	University Expenses	7,801,000	0	7,006,300	14,807,300	93.96%
29,631,400	Debt Service	41,264,400	0	0	41,264,400	39.26%
\$355,758,200	Total	\$359,450,500	\$0	\$7,006,300	\$366,456,800	3.01%
\$564,016,000	TOTAL UNIVERSITY WIDE AREA	\$500,727,000	\$0	\$93,070,500	\$593,797,500	5.28%

Affiliated Corporations

UNIT BUDGET SUMMARY

2023-24		2024-25 Original Proposed Expense Budget				
Total Revised Expense Budget	College/Unit	General Funds	Auxiliary Fund	Restricted Funds	Total	% Change
\$7,224,500	Central Kentucky Management Services, Inc.	\$450,000	\$0	\$0	\$450,000	-93.77%
\$5,000	UK Gluck Equine Research Foundation, Inc.	\$0	\$0	\$10,000	\$10,000	100.00%
\$238,200	UK Humanities Foundation, Inc.	\$0	\$0	\$227,300	\$227,300	-4.58%
\$84,800	UK Mining Engineering Foundation, Inc.	\$0	\$0	\$84,900	\$84,900	0.12%
\$551,782,500	UK Research Foundation	\$139,183,500	\$0	\$452,116,100	\$591,299,600	7.16%
\$559,335,000	TOTAL AFFILIATED CORPORATIONS	\$139,633,500	\$0	\$452,438,300	\$592,071,800	5.85%

Tuition and Mandatory Fees

UNIVERSITY OF KENTUCKY

2024-25 Tuition and Mandatory Fee Rates^{1, 2, 3, 4, 5, 6}
Effective Fall 2024

	Full-Time Rates		Part-Time Rates	
	Per Semester		Per Credit Hour	
	2023-24	2024-25	2023-24	2024-25
UNDERGRADUATE^{4,7, 8}				
UK CAMPUS ²				
Resident				
Tuition	\$5,924.50	\$6,054.50	\$494.50	\$505.50
Mandatory Fees	681.50	696.50	46.50	47.50
Total	\$6,606.00	\$6,751.00	\$541.00	\$553.00
Non-Resident				
Tuition	\$16,021.50	\$16,373.50	\$1,335.50	\$1,364.50
Mandatory Fees	681.50	696.50	46.50	47.50
Total	\$16,703.00	\$17,070.00	\$1,382.00	\$1,412.00
Active Military (Per Credit Hour) ⁹				
Resident and Non-Resident, Per Credit Hour Only				
Tuition			\$250.00	\$250.00
Mandatory Fees			46.50	47.50
Total			\$296.50	\$297.50
Global ESL Pathway Program ¹⁰				
Resident				
Tuition	\$5,924.50	\$6,054.50	\$494.50	\$505.50
Mandatory Fees	681.50	696.50	46.50	47.50
Total	\$6,606.00	\$6,751.00	\$541.00	\$553.00
Non-Resident				
Tuition	\$16,021.50	\$16,373.50	\$1,335.50	\$1,364.50
Mandatory Fees	681.50	696.50	46.50	47.50
Total	\$16,703.00	\$17,070.00	\$1,382.00	\$1,412.00

Tuition and Mandatory Fees

UNIVERSITY OF KENTUCKY

2024-25 Tuition and Mandatory Fee Rates^{1, 2, 3, 4, 5, 6}
Effective Fall 2024

	Full-Time Rates		Part-Time Rates	
	Per Semester		Per Credit Hour	
	2023-24	2024-25	2023-24	2024-25
UNDERGRADUATE^{4,7, 8}				
UK CAMPUS ²				
Global Wildcats ¹¹				
Resident and Non-Resident, Per Credit Hour Only				
Tuition			\$599.50	\$0.00
Mandatory Fees			11.50	0.00
Total			<u>\$611.00</u>	<u>\$0.00</u>
UK Next Generation Dual Credit, Per Credit Hour Only ¹²				
Tuition			\$93.00	\$94.50
Mandatory Fees			0.00	0.00
Total			<u>\$93.00</u>	<u>\$94.50</u>
UK ONLINE CAMPUS ²				
Resident and Non-Resident, Per Credit Hour Only				
Tuition			\$599.50	\$612.50
Mandatory Fees			11.50	11.50
Total			<u>\$611.00</u>	<u>\$624.00</u>

Tuition and Mandatory Fees

UNIVERSITY OF KENTUCKY

2024-25 Tuition and Mandatory Fee Rates^{1, 2, 3, 4, 5, 6}
Effective Fall 2024

	Full-Time Rates		Part-Time Rates	
	Per Semester		Per Credit Hour	
	2023-24	2024-25	2023-24	2024-25
GRADUATE				
General^{3,4,5}				
Resident				
Tuition	\$6,483.50	\$6,625.50	\$721.50	\$737.50
Mandatory Fees	681.50	696.50	62.00	63.50
Total	\$7,165.00	\$7,322.00	\$783.50	\$801.00
Resident, Students Enrolled Exclusively in Distance Education Courses ⁴				
Tuition	\$6,483.50	\$6,625.50	\$721.50	\$737.50
Mandatory Fees	135.50	135.50	15.50	15.00
Total	\$6,619.00	\$6,761.00	\$737.00	\$752.50
Non-Resident				
Tuition	\$17,048.00	\$17,422.50	\$1,895.00	\$1,936.50
Mandatory Fees	681.50	696.50	62.00	63.50
Total	\$17,729.50	\$18,119.00	\$1,957.00	\$2,000.00
Non-Resident, Students Enrolled Exclusively in Distance Education Courses ^{3, 4}				
Tuition	\$6,483.50	\$6,625.50	\$721.50	\$737.50
Mandatory Fees	135.50	135.50	15.50	15.50
Total	\$6,619.00	\$6,761.00	\$737.00	\$753.00
Master or Graduate Certificate, Professional¹³				
Resident				
Tuition	\$6,833.50	\$6,984.00	\$759.50	\$776.00
Mandatory Fees	681.50	696.50	62.00	63.50
Total	\$7,515.00	\$7,680.50	\$821.50	\$839.50

Tuition and Mandatory Fees

UNIVERSITY OF KENTUCKY

2024-25 Tuition and Mandatory Fee Rates^{1, 2, 3, 4, 5, 6}
Effective Fall 2024

	Full-Time Rates		Part-Time Rates	
	Per Semester		Per Credit Hour	
	2023-24	2024-25	2023-24	2024-25
GRADUATE				
Master or Graduate Certificate, Professional¹³				
Non-Resident				
Tuition	\$17,460.00	\$17,844.00	\$1,941.00	\$1,983.50
Mandatory Fees	681.50	696.50	62.00	63.50
Total	\$18,141.50	\$18,540.50	\$2,003.00	\$2,047.00
Master or Graduate Certificate, Health Professional¹⁴				
Resident				
Tuition	\$7,041.50	\$7,196.50	\$783.00	\$800.00
Mandatory Fees	681.50	696.50	62.00	63.50
Total	\$7,723.00	\$7,893.00	\$845.00	\$863.50
Non-Resident				
Tuition	\$17,701.50	\$18,091.00	\$1,967.50	\$2,011.00
Mandatory Fees	681.50	696.50	62.00	63.50
Total	\$18,383.00	\$18,787.50	\$2,029.50	\$2,074.50
Professional Practice Doctoral^{3, 15}				
Resident				
Tuition	\$8,681.50	\$8,872.50	\$965.50	\$986.50
Mandatory Fees	681.50	696.50	62.00	63.50
Total	\$9,363.00	\$9,569.00	\$1,027.50	\$1,050.00
Non-Resident				
Tuition	\$23,846.00	\$24,370.50	\$2,651.00	\$2,709.50
Mandatory Fees	681.50	696.50	62.00	63.50
Total	\$24,527.50	\$25,067.00	\$2,713.00	\$2,773.00

Tuition and Mandatory Fees

UNIVERSITY OF KENTUCKY

2024-25 Tuition and Mandatory Fee Rates^{1, 2, 3, 4, 5, 6}
Effective Fall 2024

	Full-Time Rates		Part-Time Rates	
	Per Semester		Per Credit Hour	
	2023-24	2024-25	2023-24	2024-25
GRADUATE				
College Specific Graduate Degrees and Certificates¹⁶				
College of Arts and Sciences				
Graduate Certificate in Latin Studies				
Resident and Non-Resident, Per Credit Hour Only				
Tuition			\$579.00	\$591.50
Mandatory Fees			62.00	63.50
Total			\$641.00	\$655.00
College of Education				
Master of Education in Educational Leadership				
Education Specialist in Teacher Leadership				
Education Specialist in Principal Preparation				
Superintendent Certification Program				
Graduate Certificate in Leadership for Deeper Learning				
Graduate Certificate in Instructional Coaching				
Graduate Certificate in School Technology Leadership				
Graduate Certificate in Executive Education Leadership				
Resident and Non-Resident, Per Credit Hour Only				
Tuition			\$579.00	\$591.50
Mandatory Fees			62.00	63.50
Total			\$641.00	\$655.00
College of Medicine				
Master of Forensic Toxicology and Analytical Genetics				
Resident and Non-Resident, Per Credit Hour Only				
Tuition			\$983.00	\$1,004.50
Mandatory Fees			62.00	63.50
Total			\$1,045.00	\$1,068.00

Tuition and Mandatory Fees

UNIVERSITY OF KENTUCKY

2024-25 Tuition and Mandatory Fee Rates^{1, 2, 3, 4, 5, 6}
Effective Fall 2024

	Full-Time Rates Per Semester		Part-Time Rates Per Credit Hour	
	2023-24	2024-25	2023-24	2024-25
GRADUATE				
College Specific Graduate Degrees and Certificates¹⁶				
College of Public Health				
Master of Public Health, Online				
Resident and Non-Resident, Per Credit Hour Only				
Tuition			\$735.50	\$751.50
Mandatory Fees			15.50	15.50
Total			<u>\$751.00</u>	<u>\$767.00</u>
Gatton College of Business and Economics				
Master of Science in Finance				
Resident, Per Credit Hour Only				
Tuition			\$886.00	\$905.50
Mandatory Fees			62.00	63.50
Total			<u>\$948.00</u>	<u>\$969.00</u>
Non-Resident, Per Credit Hour Only				
Tuition			\$1,264.50	\$1,292.50
Mandatory Fees			62.00	63.50
Total			<u>\$1,326.50</u>	<u>\$1,356.00</u>

Tuition and Mandatory Fees

UNIVERSITY OF KENTUCKY

2024-25 Tuition and Mandatory Fee Rates^{1, 2, 3, 4, 5, 6}
Effective Fall 2024

	Full-Time Rates		Part-Time Rates	
	Per Semester		Per Credit Hour	
	2023-24	2024-25	2023-24	2024-25
GRADUATE				
College Specific Graduate Degrees and Certificates¹⁶				
Gatton College of Business and Economics				
Master of Science in Marketing				
Master of Science in Strategic Human Resource Management and Analytics				
Master of Science in Supply Chain Management				
Graduate Certificate in Accounting Analytics				
Graduate Certificate in Analytics				
Graduate Certificate in Economics				
Graduate Certificate in Human Resource Management				
Resident, Per Credit Hour Only				
Tuition			\$886.00	\$905.50
Mandatory Fees			62.00	63.50
Total			\$948.00	\$969.00
Non-Resident, Per Credit Hour Only				
Tuition			\$1,192.50	\$1,218.50
Mandatory Fees			62.00	63.50
Total			\$1,254.50	\$1,282.00

Tuition and Mandatory Fees

UNIVERSITY OF KENTUCKY

2024-25 Tuition and Mandatory Fee Rates^{1, 2, 3, 4, 5, 6}
Effective July 2024

	<u>Annual Full-Time Rates^{4, 17}</u>	
	2023-24	2024-25
Dentistry¹⁸		
Doctor of Medicine in Dentistry, DMD		
Resident		
Tuition	\$36,168.00	\$36,964.00
Mandatory Fees	<u>1,544.00</u>	<u>1,574.00</u>
Total	\$37,712.00	\$38,538.00
Non-Resident		
Tuition	\$80,359.00	\$82,127.00
Mandatory Fees	<u>1,544.00</u>	<u>1,574.00</u>
Total	\$81,903.00	\$83,701.00
Reduced Curriculum Load		
Resident		
Tuition	\$18,084.00	\$18,482.00
Mandatory Fees	<u>1,544.00</u>	<u>1,574.00</u>
Total	\$19,628.00	\$20,056.00
Non-Resident		
Tuition	\$40,179.50	\$41,064.00
Mandatory Fees	<u>1,544.00</u>	<u>1,574.00</u>
Total	\$41,723.50	\$42,638.00
Graduate Certificate in Orofacial Pain		
Resident and Non-Resident		
Tuition	\$25,000.00	\$25,550.00
Mandatory Fees	<u>1,544.00</u>	<u>1,574.00</u>
Total	\$26,544.00	\$27,124.00

Tuition and Mandatory Fees

UNIVERSITY OF KENTUCKY

2024-25 Tuition and Mandatory Fee Rates^{1, 2, 3, 4, 5, 6}
Effective July 2024

Annual Full-Time Rates^{4, 17}

2023-24 2024-25

Dentistry¹⁸

Graduate Certificate in Orofacial Pain

Reduced Curriculum Load

Resident and Non-Resident

Tuition

\$12,775.00

Mandatory Fees

1,574.00

Total

\$14,349.00

Graduate Certificate in Orofacial Pain

Resident and Non-Resident

Tuition

\$25,000.00

\$25,550.00

Mandatory Fees

1,544.00

1,574.00

Total

\$26,544.00

\$27,124.00

Reduced Curriculum Load

Resident and Non-Resident

Tuition

\$12,775.00

Mandatory Fees

1,574.00

Total

\$14,349.00

Post-Master's Certificate in Advanced Specialty Program - Endodontics

Resident

Tuition

\$24,000.00

\$24,528.00

Mandatory Fees

1,544.00

1,574.00

Total

\$25,544.00

\$26,102.00

Non-Resident

Tuition

\$45,000.00

\$45,990.00

Mandatory Fees

1,544.00

1,574.00

Total

\$46,544.00

\$47,564.00

Tuition and Mandatory Fees

UNIVERSITY OF KENTUCKY

2024-25 Tuition and Mandatory Fee Rates^{1, 2, 3, 4, 5, 6}

Effective July 2024

Annual Full-Time Rates^{4, 17}

2023-24 2024-25

Dentistry¹⁸

Post-Master's Certificate in Advanced Specialty Program - Endodontics

Reduced Curriculum Load

Resident

Tuition

\$12,264.00

Mandatory Fees

1,574.00

Total

\$13,838.00

Non-Resident

Tuition

\$22,995.00

Mandatory Fees

1,574.00

Total

\$24,569.00

Doctor of Pharmacy¹⁹

Entering Classes of Fall 2020, 2021 and 2022

Resident

Tuition

\$27,919.50

\$28,185.00

Mandatory Fees

1,544.00

1,574.00

Total

\$29,463.50

\$29,759.00

Non-Resident

Tuition

\$53,743.50

\$54,268.00

Mandatory Fees

1,544.00

1,574.00

Total

\$55,287.50

\$55,842.00

Tuition and Mandatory Fees

UNIVERSITY OF KENTUCKY

2024-25 Tuition and Mandatory Fee Rates^{1, 2, 3, 4, 5, 6}
Effective July 2024

Annual Full-Time Rates^{4, 17}

Doctor of Pharmacy¹⁹

Entering Class of Fall 2023

Resident

Tuition

\$28,341.00 \$28,341.00

Mandatory Fees

1,544.00 1,574.00

Total

\$29,885.00 \$29,915.00

Non-Resident

Tuition

\$54,555.00 \$54,555.00

Mandatory Fees

1,544.00 1,574.00

Total

\$56,099.00 \$56,129.00

Entering Class of Fall 2024

Resident

Tuition

\$28,624.00

Mandatory Fees

1,574.00

Total

\$30,198.00

Non-Resident

Tuition

\$55,101.00

Mandatory Fees

1,574.00

Total

\$56,675.00

Reduced Curriculum Load

Resident

Tuition

\$13,960.00 \$14,312.00

Mandatory Fees

1,544.00 1,574.00

Total

\$15,504.00 \$15,886.00

Tuition and Mandatory Fees

UNIVERSITY OF KENTUCKY

2024-25 Tuition and Mandatory Fee Rates^{1, 2, 3, 4, 5, 6}

Effective July 2024

Annual Full-Time Rates^{4, 17}

2023-24 2024-25

Doctor of Pharmacy¹⁹

Reduced Curriculum Load

Non-Resident

Tuition

\$26,872.00 \$27,551.00

Mandatory Fees

1,544.00 1,574.00

Total

\$28,416.00 \$29,125.00

Doctorate of Physical Therapy²⁰

Resident

Tuition

\$21,745.00 \$22,225.00

Mandatory Fees

1,544.00 1,574.00

Total

\$23,289.00 \$23,799.00

Non-Resident

Tuition

\$46,571.00 \$47,595.00

Mandatory Fees

1,544.00 1,574.00

Total

\$48,115.00 \$49,169.00

Reduced Curriculum Load

Resident

Tuition

\$10,795.00 \$11,115.00

Mandatory Fees

1,544.00 1,574.00

Total

\$12,339.00 \$12,689.00

Non-Resident

Tuition

\$22,968.50 \$23,800.00

Mandatory Fees

1,544.00 1,574.00

Total

\$24,512.50 \$25,374.00

Tuition and Mandatory Fees

UNIVERSITY OF KENTUCKY

2024-25 Tuition and Mandatory Fee Rates^{1, 2, 3, 4, 5, 6}

Effective July 2024

Annual Full-Time Rates^{4, 17}

Law²¹

Resident

Tuition

\$24,687.50

\$25,181.50

Mandatory Fees

1,544.00

1,574.00

Total

\$26,231.50

\$26,755.50

Non-Resident

Tuition

\$49,836.00

\$49,836.00

Mandatory Fees

1,544.00

1,574.00

Total

\$51,380.00

\$51,410.00

Reduced Curriculum Load

Resident

Tuition

\$12,343.50

\$12,591.00

Mandatory Fees

1,544.00

1,574.00

Total

\$13,887.50

\$14,165.00

Non-Resident

Tuition

\$24,918.00

\$24,918.00

Mandatory Fees

1,544.00

1,574.00

Total

\$26,462.00

\$26,492.00

Medicine²²

Entering Class - Fall 2020

Resident

Tuition

\$38,918.00

\$38,888.00

Mandatory Fees

1,544.00

1,574.00

Total

\$40,462.00

\$40,462.00

Tuition and Mandatory Fees

UNIVERSITY OF KENTUCKY

2024-25 Tuition and Mandatory Fee Rates^{1, 2, 3, 4, 5, 6}
Effective July 2024

	Annual Full-Time Rates^{4, 17}	
	2023-24	2024-25
Medicine²²		
Entering Class - Fall 2020		
Non-Resident		
Tuition	\$72,310.00	\$72,280.00
Mandatory Fees	<u>1,544.00</u>	<u>1,574.00</u>
Total	\$73,854.00	\$73,854.00
Entering Class - Fall 2021		
Resident		
Tuition	\$39,322.00	\$39,292.00
Mandatory Fees	<u>1,544.00</u>	<u>1,574.00</u>
Total	\$40,866.00	\$40,866.00
Non-Resident		
Tuition	\$73,048.00	\$73,018.00
Mandatory Fees	<u>1,544.00</u>	<u>1,574.00</u>
Total	\$74,592.00	\$74,592.00
Entering Class - Fall 2022		
Resident		
Tuition	\$39,721.50	\$39,691.50
Mandatory Fees	<u>1,544.00</u>	<u>1,574.00</u>
Total	\$41,265.50	\$41,265.50
Non-Resident		
Tuition	\$73,784.50	\$73,754.50
Mandatory Fees	<u>1,544.00</u>	<u>1,574.00</u>
Total	\$75,328.50	\$75,328.50

Tuition and Mandatory Fees

UNIVERSITY OF KENTUCKY

2024-25 Tuition and Mandatory Fee Rates^{1, 2, 3, 4, 5, 6}

Effective July 2024

Annual Full-Time Rates^{4, 17}

2023-24 2024-25

Medicine²²

Entering Class - Fall 2023

Resident

Tuition

\$40,118.50 \$40,088.50

Mandatory Fees

1,544.00 1,574.00

Total

\$41,662.50 \$41,662.50

Non-Resident

Tuition

\$74,522.50 \$74,492.50

Mandatory Fees

1,544.00 1,574.00

Total

\$76,066.50 \$76,066.50

Entering Class - Fall 2024

Resident

Tuition

\$40,520.00

Mandatory Fees

1,574.00

Total

\$42,094.00

Non-Resident

Tuition

\$75,268.00

Mandatory Fees

1,574.00

Total

\$76,842.00

Tuition and Mandatory Fees

UNIVERSITY OF KENTUCKY

2024-25 Tuition and Mandatory Fee Rates^{1, 2, 3, 4, 5, 6}

Effective July 2024

Annual Full-Time Rates^{4, 17}

2023-24 **2024-25**

Medicine²²

Reduced Curriculum Load

Resident

Tuition

\$20,059.50 \$20,260.00

Mandatory Fees

1,544.00 1,574.00

Total

\$21,603.50 \$21,834.00

Non-Resident

Tuition

\$37,261.50 \$37,634.00

Mandatory Fees

1,544.00 1,574.00

Total

\$38,805.50 \$39,208.00

Tuition and Mandatory Fees

UNIVERSITY OF KENTUCKY

2024-25 Tuition and Mandatory Fee Rates^{1, 2, 3, 4, 5, 6}
Effective July 2024

	Full Program Rates ^{4, 17}	
	2023-24	2024-25
Master of Science in Accounting²³		
One-Year, Full-Time		
Resident		
Tuition	\$23,400.00	\$23,916.00
Mandatory Fees	1,544.00	1,574.00
Total	\$24,944.00	\$25,490.00
Non-Resident		
Tuition	\$30,563.00	\$31,236.00
Mandatory Fees	1,544.00	1,574.00
Total	\$32,107.00	\$32,810.00
Reduced Curriculum Load		
Resident		
Tuition	\$7,800.00	\$11,958.00
Mandatory Fees	1,544.00	1,574.00
Total	\$9,344.00	\$13,532.00
Non-Resident		
Tuition	\$10,188.50	\$15,618.00
Mandatory Fees	1,544.00	1,574.00
Total	\$11,732.50	\$17,192.00

Tuition and Mandatory Fees

UNIVERSITY OF KENTUCKY

2024-25 Tuition and Mandatory Fee Rates^{1, 2, 3, 4, 5, 6}
Effective July 2024

	Full Program Rates^{4, 17}	
	2023-24	2024-25
Master in Business Administration²⁴		
One-Year, Full-Time		
Resident		
Tuition	\$36,387.00	\$37,190.00
Mandatory Fees	<u>1,544.00</u>	<u>1,574.00</u>
Total	\$37,931.00	\$38,764.00
Non-Resident		
Tuition	\$43,645.00	\$44,605.00
Mandatory Fees	<u>1,544.00</u>	<u>1,574.00</u>
Total	\$45,189.00	\$46,179.00
Reduced Curriculum Load		
Resident		
Tuition		\$18,595.00
Mandatory Fees		<u>1,574.00</u>
Total		\$20,169.00
Non-Resident		
Tuition		\$22,302.50
Mandatory Fees		<u>1,574.00</u>
Total		\$23,876.50
Professional Evening Two-Years, Full-Time		
Entering Class - Fall 2023		
Resident		
Tuition	\$36,368.00	\$36,368.00
Mandatory Fees	<u>2,726.00</u>	<u>2,756.00</u>
Total	\$39,094.00	\$39,124.00

Tuition and Mandatory Fees

UNIVERSITY OF KENTUCKY

2024-25 Tuition and Mandatory Fee Rates^{1, 2, 3, 4, 5, 6}
Effective July 2024

	Full Program Rates ^{4, 17}	
	2023-24	2024-25
Master in Business Administration²⁴		
Professional Evening Two-Years, Full-Time		
Entering Class - Fall 2023		
Non-Resident		
Tuition	\$43,626.00	\$43,626.00
Mandatory Fees	2,726.00	2,756.00
Total	\$46,352.00	\$46,382.00
Entering Class - Fall 2024		
Resident		
Tuition		\$37,168.00
Mandatory Fees		2,786.00
Total		\$39,954.00
Non-Resident		
Tuition		\$44,586.00
Mandatory Fees		2,786.00
Total		\$47,372.00
Professional Evening Three-Years, Part-Time		
Entering Class - Fall 2022		
Resident		
Tuition	\$35,356.50	\$35,356.50
Mandatory Fees	2,232.00	2,250.00
Total	\$37,588.50	\$37,606.50
Non-Resident		
Tuition	\$42,094.00	\$42,094.00
Mandatory Fees	2,232.00	2,250.00
Total	\$44,326.00	\$44,344.00

Tuition and Mandatory Fees

UNIVERSITY OF KENTUCKY

2024-25 Tuition and Mandatory Fee Rates^{1, 2, 3, 4, 5, 6}
Effective July 2024

	Full Program Rates ^{4, 17}	
	2023-24	2024-25
Master in Business Administration²⁴		
Professional Evening Three-Years, Part-Time		
Entering Class - Fall 2023		
Resident		
Tuition	\$36,390.00	\$36,390.00
Mandatory Fees	2,232.00	2,268.00
Total	\$38,622.00	\$38,658.00
Non-Resident		
Tuition	\$43,645.00	\$43,645.00
Mandatory Fees	2,232.00	2,268.00
Total	\$45,877.00	\$45,913.00
Entering Class - Fall 2024		
Resident		
Tuition		\$37,191.00
Mandatory Fees		2,286.00
Total		\$39,477.00
Non-Resident		
Tuition		\$44,605.00
Mandatory Fees		2,286.00
Total		\$46,891.00

Tuition and Mandatory Fees

UNIVERSITY OF KENTUCKY

Notes:

1. **Tuition and Mandatory Fee Rates.** The applicable tuition and mandatory fee rates will be determined at the time charges are assessed based on the student's primary academic program, including students concurrently pursuing multiple degrees and/or certificates. Course and program fees may be assessed in addition to the published tuition and mandatory fee rates, as applicable.

2. **Undergraduate Tuition.** Undergraduate degree and certificate programs are offered on two platforms – UK Campus and UK Online.

UK Campus. For undergraduate students enrolled in the UK Campus, tuition and mandatory fees will be assessed per credit hour up to 12 hours. Full-time per semester rates (capped rates) will be charged to undergraduate students enrolled for 12 or more credit hours. Class section delivery mode (e.g., in-person, fully online, hybrid, etc.) will not impact the assessment rate.

UK Online. Fully online undergraduate certificate and degree programs (i.e., Internet, web-based) are offered only through UK Online. Undergraduate students enrolled only in a UK Online certificate or degree program will be assessed the UK Online rate for each credit hour. There is no full-time tuition cap for UK Online undergraduate certificate and degree programs. The UK Online rate will be the same for resident and non-resident undergraduate students.

UK Campus and UK Online. Full-time undergraduate students with a declared primary academic program offered through UK Campus may add a UK Online minor and/or certificate at no additional charge.

Undergraduate students with a declared primary academic program offered through UK Campus who add a second major offered through UK Online will be assessed the UK Online rate for all online classes in addition to the tuition assessment for all other classes.

UK Campus and UK Online (cont.). Students whose only academic program is offered through UK Online will be limited to enrolling in UK Online courses.

3. **Graduate and Professional Practice Tuition.** Graduate and professional students will be assessed tuition and mandatory fees based on their enrolled program. Tuition and mandatory fees for these programs are classified as per semester rates, annual rates, or full program rates.

Unless specifically addressed below, full-time per semester tuition and mandatory fees will be charged to graduate and professional practice doctoral students enrolled for nine or more credit hours. Tuition and mandatory fees will be assessed per credit hour to graduate and professional practice students enrolled for less than nine credit hours.

Students considered full-time for financial aid and reporting purposes, but enrolled for less than nine credit hours, (e.g., graduate students in residency status) will be assessed on a per credit hour basis.

Graduate students enrolled exclusively in classes offered through distance learning will be assessed tuition using the applicable resident rate, regardless of residency status. Distance learning classes include delivery modes of fully online (i.e., Internet, web-based), hybrid, off-campus, TV and compressed video.

4. **Mandatory Fees.** Mandatory fees will be assessed based on the student's full-time or part-time status, program platform (UK Campus or UK Online) and program level. Full-time students enrolled in at least one non-distance learning class (i.e., on-campus class) will be assessed all mandatory fees. If a student wishes to participate in any activity supported by a mandatory fee that has not been assessed, the student must pay the total mandatory fees for the term, except to access University Health Service. Part-time students may pay the Student Health Fee to access University Health Service.

Tuition and Mandatory Fees

UNIVERSITY OF KENTUCKY

Notes:

4. **Mandatory Fees (cont.)**. Students enrolled in programs offered by the colleges of Dentistry, Health Sciences, Nursing, Pharmacy and Public Health will be assessed the Student Health and the Student Wellness mandatory fees regardless of class locations or modality. Students enrolled in programs offered by the College of Medicine will be assessed all mandatory fees regardless of the class locations or modality.

No refunds for the Student Health Fee will be provided to full-time students who change their status to part-time on or after the first day of the semester. However, these students will maintain access to University Health Service while enrolled during the term. Refunds for the Student Health Fee will be processed for students who officially withdraw from the University through the Registrar's Office. Refund amounts will be determined in accordance with the schedule noted on the official University Calendar.

Undergraduate Students. Effective with the Fall 2024 semester, full-time, undergraduate students enrolled in the UK Campus will be assessed a maximum of \$696.50 of mandatory fees per term. Part-time, undergraduate students enrolled in the UK Campus will be assessed \$47.50 per credit hour. Undergraduate students enrolled only in UK Online classes will be assessed \$11.50 per credit hour with no full-time cap.

Pursuant to the Memorandum of Agreement with the Kentucky Community and Technical College System, students enrolled at the Bluegrass Community and Technical College (BCTC) may select and pay for specific services from the list of mandatory fees. However, all mandatory fees will be assessed BCTC students that reside in University of Kentucky student housing.

Graduate and Professional Students. Graduate and professional students will be assessed tuition and mandatory fees based on program and class modality. The tuition and mandatory fees for these programs are classified as per semester rates, annual rates, or full program rates.

Graduate and Professional Students (cont.). Distance learning classes include delivery modes of fully online (i.e., Internet, web-based), hybrid, off-campus, TV, and compressed video. Unless otherwise stated, effective with the Fall 2024 semester, full-time, graduate students enrolled in at least one non-distance learning class will be assessed \$696.50 of mandatory fees per term. Full-time, graduate students enrolled in all distance learning classes will be assessed \$135.50 of mandatory fees per term. Part-time, graduate students enrolled in at least one non-distance learning course will be assessed \$63.50 per credit hour. Part-time, graduate students enrolled in all distance learning classes will be assessed \$15.50 per credit hour of mandatory fees.

Unless otherwise stated, graduate and professional students enrolled in programs which are classified as using Annual Full-Time Rates will be assessed mandatory fees totaling \$1,574.00, effective in July 2024, for the full academic year. These mandatory fees will provide year-round access to services provided by University Health Service. For graduate programs which are classified as using Full Program Rates, the rates include tuition and estimated mandatory fees for all terms. The mandatory fee amounts assessed will be based on the actual amounts in effect at the time of assessment.

5. **Distance Learning Fee**. Graduate and professional students enrolled in classes offered through distance learning such as fully online (i.e., Internet, web-based delivery mode), hybrid, off-campus, TV courses and compressed video will be assessed a \$10 per credit hour Distance Learning Fee in addition to tuition, mandatory fees and any other course-specific fees.
6. **Extraordinary Circumstances**. The President, or his delegate, may interpret the application of these rates on an individual student basis in extraordinary circumstances. In periods of public health emergencies or other large-scale disruptions, the President, or his delegate, may also interpret the application of these rates in accordance with the University's response to such disruptions.

Tuition and Mandatory Fees

UNIVERSITY OF KENTUCKY

Notes:

7. **UK College of Engineering Extended Campus Program – Paducah.** Lower-division undergraduate students (freshmen and sophomores) enrolled in the UK College of Engineering Extended Campus Program – Paducah will be assessed tuition and mandatory fees based upon the West Kentucky Community and Technical College’s (WKCTC) tuition and fee rates. Upper-division undergraduate students (juniors and seniors) enrolled in the UK College of Engineering Extended Campus Program – Paducah will be assessed the applicable UK rates. Pursuant to WKCTC’s tuition schedule, non-resident undergraduate students from counties in states contiguous to Kentucky and enrolled in this program are eligible for the applicable Kentucky resident rates. For more information, visit: <https://kctcs.edu/affording-college/tuition-costs/contiguous-counties.aspx>.
8. **BCTCblue+ Program.** Undergraduate students in the BCTCblue+ Program may enroll in up to 12 credit hours (no more than four courses) during the fall and spring semesters at the current Kentucky Community and Technical College System tuition rate plus the University of Kentucky mandatory fees and any applicable course fees. For more information, visit: <https://bluegrass.kctcs.edu/current-students/academic-resources/transfer-information.aspx>.
9. **Active Military Tuition Rate.** Active U.S. Armed Forces military personnel who are utilizing the Armed Forces Tuition Assistance (TA) program through Title X are eligible for the Active Military Tuition Rate. Eligible students will be assessed the Active Military Tuition rate and mandatory fees per credit hour for undergraduate classes. There is no full-time tuition cap for the Active Military Tuition Rate. The Active Military Tuition Rate is the same for resident and non-resident undergraduate students.
10. **Global ESL Pathway Program.** Students who wish to pursue an undergraduate degree at UK but do not meet the English proficiency for admission are able to enroll in the Global ESL (English as a second language) Pathway Program. Students work towards an undergraduate degree by completing select credit-bearing courses while improving English language competency.
11. **Global Wildcats.** Global Wildcats was a special undergraduate online program for international students outside the United States that were unable to physically attend the University due to pandemic-related reasons. The program ended with AY 2023-24.
12. **UK Next Generation Dual Credit.** The University of Kentucky is a participating institution in the Kentucky Higher Education Assistance Authority (KHEAA) Dual Credit Scholarship Program. Through this program, high school students can enroll in a college class(es) and receive credit from both the high school and UK. Students that attend select network high schools have access to UK Dual Credit courses through the UK Next Generation Scholarship Program. As a participating institution, UK assesses eligible students with the established statewide dual credit tuition rate, which is one-half (50 percent) of the KCTCS hourly tuition rate. In addition, UK will not charge any additional fees to dual credit students such as lab and course fees or admission or application fees.
13. **Master or Graduate Certificate, Professional.** The “Master or Graduate Certificate, Professional” tuition and mandatory fee rates are assessed to students enrolled in the following master and graduate certificate programs:
 - Applied Statistics
 - Digital Mapping
 - Diplomacy and International Commerce
 - Diversity and Inclusion
 - Liberal Studies
 - Public Financial Management
 - Teaching English as a Second Language
 - Teaching World Languages

Tuition and Mandatory Fees

UNIVERSITY OF KENTUCKY

Notes:

14. **Master or Graduate Certificate, Health Professional.** The “Master or Graduate Certificate, Health Professional” tuition and mandatory fee rates will be assessed to students enrolled in the following programs:
- Graduate Certificate in Applied Nutrition and Culinary Medicine
 - Master of Science in Nursing - Healthcare Systems Leadership
 - Master of Science in Physician Assistant Studies
 - Master of Science in Radiological Medical Physics
15. **Professional Practice Doctoral.** The “Professional Practice Doctoral” tuition and mandatory fee rates will be assessed to students enrolled in doctoral programs offered by the following colleges:
- Nursing
 - Public Health (excluding Physical Therapy)
16. **College Specific Graduate Degrees and Certificates.** Students pursuing the following graduate degrees and certificates will be assessed tuition and mandatory fees based on the applicable per credit hour rate for all attempted credit hours, regardless of full-time or part-time status:
- College of Arts and Sciences
 - Graduate Certificate in Latin Studies
 - College of Education
 - Master of Education in Educational Leadership
 - Education Specialist in Teacher Leadership
 - Education Specialist in Principal Preparation
 - Superintendent Certification Program
 - Graduate Certificate in Leadership for Deeper Learning
 - Graduate Certificate in Instructional Coaching
 - Graduate Certificate in School Technology Leadership
 - Graduate Certificate in Executive Education Leadership
 - College of Medicine
 - Master of Forensic Toxicology and Analytical Genetics
 - College of Public Health
 - Master of Public Health, Online
16. **College Specific Graduate Degrees and Certificates (cont.)**
- Gatton College of Business and Economics
 - Master of Science in Finance
 - Master of Science in Marketing
 - Master of Science in Strategic Human Resource Management and Analytics
 - Master of Science in Supply Chain Management
 - Graduate Certificate in Accounting Analytics
 - Graduate Certificate in Analytics
 - Graduate Certificate in Economics
 - Graduate Certificate in Human Resource Management
17. **Annual Full-Time Rates and Full Program Rates.** Unless otherwise publicized, students enrolled in programs with Annual Full-Time Rates or Full Program Rates will be assessed tuition and mandatory fees semi-annually for all terms within the same academic year. The AY 2024-25 rates will be effective July 2024 unless otherwise stated.
18. **Dentistry.** For the following Dentistry programs, the following half-time tuition and mandatory fee rates for AY 2024-25 will be assessed those dental students who have been approved by the Dean of the College of Dentistry to have a reduced curriculum load.
- Doctor of Medicine in Dentistry (DMD)
 - Resident \$20,056.00
 - Non-Resident \$42,638.00
 - Graduate Certificate in Orofacial Pain
 - Resident and Non-Resident \$14,349.00
 - Post-Master’s Certificate in Advance Specialty Program – Endodontics
 - Resident \$13,838.00
 - Non-Resident \$24,569.00

Tuition and Mandatory Fees

UNIVERSITY OF KENTUCKY

Notes:

19. **Doctor of Pharmacy.** Effective with the entering class of fall 2023, the tuition rates for the Doctor of Pharmacy are “locked-in” for each entering class cohort. The assessed tuition rates will not change while students are enrolled in the program. Half-time tuition and mandatory fee rates for AY 2024-25 of \$15,886.00 for resident students and \$29,125.00 for non-resident students will be assessed those pharmacy students who have been approved by the Dean of the College of Pharmacy to have a reduced curriculum load.
20. **Doctor of Physical Therapy.** Students pursuing the Doctor of Physical Therapy will be assessed tuition in three installments (one-fifth for the summer term and two-fifths for the fall and spring terms). Mandatory fees will be assessed in two installments (fall and spring terms). Half-time tuition and mandatory fee rates for AY 2024-25 of \$12,686.00 for resident students and \$25,372.00 for non-resident students will be assessed those students who have been approved by the Dean of the College of Health Sciences to have a reduced curriculum load.
21. **Law.** Part-time enrollment in the Rosenberg College of Law is permitted only with prior approval of the College of Law Associate Dean for Academic Affairs and is granted only for extraordinary circumstances. Half-time tuition and mandatory fee rates for AY 2024-25 of \$14,165.00 for resident students and \$26,492.00 for non-resident students will be assessed those students who have been approved for part-time enrollment.
22. **Medicine.** The College of Medicine tuition and mandatory fee rates are “locked-in” for each entering class cohort. The total assessed rate will not change while students are enrolled in the program. Students will be assessed tuition and mandatory fees semi-annually for all terms. Tuition and mandatory fees will be assessed in August and January for the first- and second-year classes and assessed in June and January for the third- and fourth-year classes to correspond with the start of classes and clinical rotations. Reduced curriculum tuition and fee rates for AY 2024-25 of \$21,834.00 for resident students and \$39,208.00 for non-resident students will be assessed those medical students who have been approved by the College of Medicine Student Progress and Promotion Committee to have a reduced curriculum load.
23. **Master of Science in Accounting.** Students pursuing the Master of Science in Accounting will be assessed tuition and mandatory fees in three installments (one-fifth for the summer term and two-fifths for the fall and spring terms) for the 11-month program. Mandatory fees will be assessed in two installments (fall and spring terms). The Becker CPA Review Course is optional and not included in the Full Program Rates.

Reduced tuition and mandatory fee rates for AY 2024-25 of \$13,532.00 for resident students and \$17,192.00 for non-resident students will be assessed those students who have been approved by the Dean of the Gatton College of Business and Economics to have a reduced curriculum load.
24. **Master of Business Administration.** The Master of Business Administration tuition and mandatory fee rates are based on the duration of the program. Tuition for the one-year program will be assessed in three installments (one-fifth for the summer term and two-fifths for the fall and spring terms). Mandatory fees will be assessed in two installments (fall and spring terms). Reduced tuition and mandatory fee rates for AY 2024-25 of \$20,169.00 for resident students and \$23,876.50 for non-resident students will be assessed those students in the one-year program who have been approved by the Dean of the Gatton College of Business and Economics to have a reduced curriculum load.

For the two-year and three-year programs, the published rates include tuition and estimated mandatory fees for all terms. Tuition and mandatory fees will be assessed each semester based on course load. Actual mandatory fees assessed will be based on amounts in effect at the time of assessment.

Mandatory Student Fees

UNIVERSITY OF KENTUCKY

Effective Fall 2024

Mandatory Fee	Description of Fee
Campus Modernization - Enhancing the Core	Funds are used to rehabilitate, renovate and modernize existing facilities to support academic and other student success goals
Campus Recreation	Funds provide recreation and wellness opportunities to UK students as well as access to the Johnson Wellness and Campus Recreation Center
Career Preparation	Funds that support a strategic focus on the workforce needs of Kentucky through the enhancement of career focused development with all UK students. Students will receive complimentary engagement in activities which support their future careers matching their academic pursuits
Center for Community Outreach	Funds are used to foster the development of student leaders who make a difference in their communities
Environmental Stewardship	Funds support UK student exposure to community outreach, training and service opportunities focused on the environment
Gatton Student Center	Funds support the operating costs of the Gatton Student Center
Gatton Student Center Renovation	Funds support the renovation and expansion of the Gatton Student Center

Mandatory Student Fees

UNIVERSITY OF KENTUCKY

Effective Fall 2024

Mandatory Fee (cont.)

Description of Fee

International Study Abroad	Funds are utilized for financial support (including scholarships) to increase affordability of study abroad opportunities for UK students and for infrastructure to support Education Abroad activities
Kentucky Kernel	Funds support the operating costs associated with the campus student newspaper (Kentucky Kernel)
Student Activities Board	Funds support student clubs and organizations and cultural events including plays, musical bands, guest speakers and other similar events
Student Government Association	Funds support the UK Student Government Association, which serves to collectively represent the student voice of the university
Student Health Fee	Funds subsidize a wide variety of health services to students at no additional or low cost. Examples include primary care, behavioral health, nursing services and education and wellness services
Student Involvement	Funds support a variety of opportunities for involvement and leadership to create a vibrant campus life experience for all students. Examples include campus programming, Greek life, leadership development, financial literacy and student clubs
Student Services	Funds support services that benefit students beyond the classroom, such as social and cultural programs related to campus life and campus community, as well as educational and career support opportunities

Mandatory Student Fees

UNIVERSITY OF KENTUCKY

Effective Fall 2024

Mandatory Fee (cont.)

Description of Fee

Student Wellness	Funds support counseling services to support student growth and assist students with mental health, academic and other personal concerns that may interfere with academic performance or a sense of personal well-being
Technology	Funds support the technology infrastructure to assist students in achieving academic goals. Examples include classroom technology, technology-aided learning, dedicated IT support, maintenance and software support
Transportation Services	Funds support transportation services that enhance student mobility to, from and around campus, such as campus transit, on demand late night ride service and bike and pedestrian enhancements
WRFL Student Radio	Funds support operating costs of WRFL student radio, an educational radio station and UK student organization

Mandatory Student Fees

UNIVERSITY OF KENTUCKY

Effective Fall 2024	Full-Time Rates Per Semester		Part-Time Rates Per Credit Hour			
	Undergraduate and Graduate		Undergraduate	Undergraduate	Graduate	Graduate
	AY 2023-24	AY 2024-25	AY 2023-24	AY 2024-25	AY 2023-24	AY 2024-25
Mandatory Fee						
Campus Modernization - Enhancing the Core	\$6.00	\$6.00	\$0.55	\$0.55	\$0.70	\$0.70
Campus Recreation	74.00	74.00	6.20	6.20	8.25	8.25
Career Preparation	0.00	6.00	0.00	0.50	0.00	0.70
Center for Community Outreach	4.00	4.00	0.35	0.35	0.45	0.45
Diversity	6.00	0.00	0.50	0.00	0.70	0.00
Environmental Stewardship	4.00	4.00	0.35	0.35	0.45	0.45
Gatton Student Center	131.25	131.25	11.00	11.00	14.75	14.75
Gatton Student Center Renovation	81.00	81.00	6.80	6.80	9.05	9.05
International Study Abroad	6.75	6.75	0.60	0.60	0.75	0.75
Kentucky Kernel	2.00	2.00	0.15	0.15	0.25	0.25
Student Activities Board	16.25	16.25	1.40	1.40	1.85	1.85
Student Government Association	12.00	12.00	1.00	1.00	1.40	1.40
Student Health	131.35	131.35	0.00	0.00	0.00	0.00
Student Involvement	27.25	27.25	2.30	2.30	3.05	3.05
Student Services	13.50	28.50	1.15	2.15	1.50	3.00
Student Wellness	49.65	49.65	4.20	4.20	5.55	5.55

Mandatory Student Fees

UNIVERSITY OF KENTUCKY

Effective Fall 2024	Full-Time Rates Per Semester		Part-Time Rates Per Credit Hour			
	Undergraduate and Graduate		Undergraduate AY 2023-24	Undergraduate AY 2024-25	Graduate AY 2023-24	Graduate AY 2024-25
	AY 2023-24	AY 2024-25				
Mandatory Fee (cont.)						
Technology	\$106.00	\$106.00	\$9.00	\$9.00	\$12.05	\$12.05
Transportation Services	5.00	5.00	0.45	0.45	0.60	0.60
WRFL Student Radio	5.50	5.50	0.50	0.50	0.65	0.65
GRAND TOTAL	\$681.50	\$696.50	\$46.50	\$47.50	\$62.00	\$63.50
 Professional Programs Annualized Mandatory Fees	 \$1,544.00	 \$1,574.00				

Note:

1. Full-time students with a primary major in Dentistry, Pharmacy, Doctorate of Physical Therapy, Law, Medicine and Master in Business Administration are assessed an annualized health fee.

Mandatory Student Fees

UNIVERSITY OF KENTUCKY

UK ONLINE CAMPUS

Effective Fall 2024	Per Credit Hour		Full-Time Rates Per Semester		Part-Time Rates Per Credit Hour	
	Undergraduate		Graduate, Distance Learning		Graduate, Distance Learning	
	AY 2023-24	AY 2024-25	AY 2023-24	AY 2024-25	AY 2023-24	AY 2024-25
Mandatory Fee (cont.)						
Career Preparation	\$0.00	\$0.50	\$0.00	\$6.00	\$0.00	\$0.70
Diversity	0.50	0.00	6.00	0.00	0.70	0.00
Environmental Stewardship	0.35	0.35	4.00	4.00	0.45	0.45
Kentucky Kernel	0.15	0.15	2.00	2.00	0.25	0.25
Student Government Association	1.00	1.00	12.00	12.00	1.40	1.40
Technology	9.00	9.00	106.00	106.00	12.05	12.05
WRFL Student Radio	0.50	0.50	5.50	5.50	0.65	0.65
GRAND TOTAL	\$11.50	\$11.50	\$135.50	\$135.50	\$15.50	\$15.50

Housing¹ Rates

UNIVERSITY OF KENTUCKY

Effective Fall 2024

Per Semester Fall and Spring Rates

	2023-24	2024-25
2-Person Suite (Wildcat Coal Lodge) Per Person	\$4,221.00	\$4,379.00
4-Person Suite (UK Premium Type A Units) Per Person	\$4,138.00	\$4,293.00
4-Person Suite (P3 Type A Units - Donovan and Johnson) Per Person	\$4,491.00	\$4,659.00
4-Person Suite (P3 Type A Units - Haggin) Per Person	\$4,546.00	\$4,716.00
2-Bedroom Suite (P3 Type B Units) Per Person	\$5,181.00	\$5,375.00
2-Bedroom Suite (UK Premium - Wildcat Coal Lodge) Per Person	\$5,119.00	\$5,311.00
4-Bedroom Suite (P3 Type C Units) Per Person	\$5,419.00	\$5,622.00
2-Bedroom Deluxe Suite (P3 Type D Units) Per Person	\$5,709.00	\$5,923.00
4-Bedroom, 2-Bath Apartment (P3 Type E Units - University Flats)² Per Person	\$5,754.00	\$5,970.00
2-Bedroom, 2-Bath Apartment (P3 Type F Units - University Flats)² Per Person	\$5,859.00	\$6,079.00
3-Person 2-Bedroom Modified Suite (P3 Modified 2-Bedroom Unit) Per Person	\$4,138.00	\$4,293.00
2-Person Suite (P3 Converted ALC Units) Per Person	\$4,491.00	\$4,659.00

Housing¹ Rates

UNIVERSITY OF KENTUCKY

Effective Fall 2024

Per Semester Fall and Spring Rates

UK Greek

Double
Single

2023-24	2024-25
\$3,489.00	\$3,620.00
\$5,234.00	\$5,430.00

Additional Break Housing Fees (Blazer, Smith, Wildcat Coal Lodge and Woodland Glen IV)³

Per Semester
Early Move-in Daily Rate

\$94.00	\$98.00
\$29.00	\$30.00

Effective Summer 2025

UK Summer School Housing

12-Week Summer School Session
2-Bedroom Suite
1-Bedroom Suite

Summer 2024	Summer 2025
\$2,459.00	\$2,551.00
\$2,986.00	\$3,098.00

Monthly Summer Housing⁴

2-Bedroom Suite
1-Bedroom Suite

\$820.00	\$851.00
\$995.00	\$1,032.00

Daily Rate

2-Bedroom Suite
1-Bedroom Suite

\$28.00	\$29.00
\$33.00	\$34.00

Housing¹ Rates

UNIVERSITY OF KENTUCKY

Apartment Housing
Effective July 1, 2024

Graduate Housing

University Flats Graduate (P3)

Studio

1-Bedroom

Greg Page Stadium View Family Apartments (UK)

2-Bedroom

Shawneetown (UK)

Efficiency

1-Bedroom

2-Bedroom

Lexington Theological Seminary (UK)

625 South Limestone

Efficiency

1-Bedroom

2-Bedroom

633 Maxwellton Court

Townhome

410 Rose Lane

Single Room

441 Rose Lane (UK)

Efficiency

2-Bedroom

Specialty Apartments

German House (UK)

Single Room

1-Bedroom Apartment

Per Month

2023-24

2024-25

\$1,132.00

\$1,174.00

\$1,264.00

\$1,311.00

\$867.00

\$867.00

\$672.00

\$672.00

\$778.00

\$778.00

\$867.00

\$867.00

\$672.00

\$685.00

\$778.00

\$794.00

\$881.00

\$899.00

\$1,160.00

\$1,183.00

\$645.00

\$658.00

\$658.00

\$671.00

\$1,248.00

\$1,273.00

\$740.00

\$755.00

\$852.00

\$869.00

Housing¹ Rates

UNIVERSITY OF KENTUCKY

Apartment Housing
Effective July 1, 2024

Specialty Apartments

Specialty Apartments (UK)

1-Bedroom (Patterson Hall)

Daily Rate⁵

Studio 1-Bedroom (Patterson Hall)

Daily Rate⁵

2-Bedroom (Roselle and Ingels)

Daily Rate⁵

Per Month

2023-24

2024-25

\$829.00

\$846.00

\$47.00

\$48.00

\$916.00

\$934.00

\$47.00

\$48.00

\$1,182.00

\$1,206.00

\$62.00

\$63.00

Notes:

¹ University-constructed housing is prefixed with 'UK'. Housing constructed and managed as part of the public-private partnership is prefixed with 'P3'.

² University Flats and Boyd Hall are available during all academic recesses of the university in the 2024-25 year to accommodate students who require housing during these periods. University Flats does not require a dining plan to be purchased as each unit is furnished with a kitchen.

³ Additional break housing fees for Blazer, Smith, Wildcat Coal Lodge and Woodland Glen IV to accommodate students who require housing during all academic recesses of the university in the 2024-25 academic year.

⁴ Monthly Summer Housing is available during summer break - in a designated summer housing building - for students enrolled in the preceding spring term or the following fall term, but not enrolled in summer school.

⁵ Daily rate applies to stays of ten days or less. Stays of more than ten days are billed at the prorated monthly rate.

Dining Rates

UNIVERSITY OF KENTUCKY

Effective Fall 2024

	2023-24 Per Semester			2024-25 Per Semester		
	Avg. Meals Per Week or Semester (Block)	Flex Dollars	Rate	Avg. Meals Per Week or Semester (Block)	Flex Dollars	Rate
Minimum Plan:	10 per week	\$100	\$1,920	10 per week	\$100	\$1,978
Optional Plans:	All Access Blue	\$250	\$2,440	All Access Blue	\$250	\$2,513
	All Access White*	\$400	\$2,556	All Access White*	\$400	\$2,633
	All Access Wildcat	\$700	\$2,856	All Access Wildcat	\$700	\$2,942
	150 RA	\$500	\$1,848	150 RA	\$500	\$1,903

Notes:

*Default Dining Plan

Dining will continue to offer four dining plans - one minimum plan and three optional plans - to students living on-campus during the FY 2024-25 academic year. These dining plans provide from ten meal servings per week to unlimited meal servings per week. One 150-meal block plan, listed as "150 RA", is available only to Resident Assistants (RA).

Each dining plan also includes 'Flex Dollars.' Flex dollars can be used to purchase a la carte items at any of the 24 dining locations across campus. Flex dollars may be carried over from the fall to spring semester.

Athletic Event Ticket Prices

UNIVERSITY OF KENTUCKY

	Student Cost	
	2023-24	2024-25
Baseball	Free with ID	Free with ID
Football	\$11.00 - \$15.00	\$11.00 - \$20.00
Golf	No charge	No charge
Gymnastics	Free with ID	Free with ID
Men's Basketball	\$11.00 - \$15.00	\$11.00 - \$20.00
Men's Soccer	Free with ID	Free with ID
Men's Tennis	No charge	No charge
Rifle	No charge	No charge
Softball	Free with ID	Free with ID
Swimming and Diving	No charge	No charge
Track and Field Indoor	No charge	No charge
Track and Field Outdoor	Free with ID	No charge
Volleyball	Free with ID	Free with ID
Women's Basketball	Free with ID	Free with ID
Women's Soccer	Free with ID	Free with ID
Women's Tennis	No charge	No charge

Notes:

Football and Men's Basketball student ticket prices may vary by game, and they will range between \$11 - \$20 each, when purchased as single game tickets.

Parking Permit Rates

UNIVERSITY OF KENTUCKY

Permit Type	2023-24				2024-25			
	Per Month	Per Semester	Per Year	Other	Per Month	Per Semester	Per Year	Other
ADA Accessible	\$42.00	\$168.00	\$336.00		\$42.00	\$168.00	\$336.00	
Academic-E (intermediate)	\$42.00	\$189.00	\$378.00		\$42.00	\$189.00	\$378.00	
Commuter-C (intermediate)	\$42.00	\$168.00	\$336.00		\$42.00	\$168.00	\$336.00	
Residential-R (core)	\$63.00	\$252.00	\$504.00		\$63.00	\$252.00	\$504.00	
Periphery-K	\$34.00	\$136.00	\$272.00		\$34.00	\$136.00	\$272.00	
Remote-X	\$21.00	\$84.00	\$168.00		\$21.00	\$84.00	\$168.00	
Off-Peak (Evening)-O	\$21.00	\$84.00	\$168.00		\$14.00	\$56.00	\$112.00	
Motorcycle/Moped-M	\$14.00	\$56.00	\$112.00		\$14.00	\$56.00	\$112.00	
Donovan Scholar-E	\$42.00	\$168.00	\$336.00		\$42.00	\$168.00	\$336.00	
Limited-L	\$7.00	\$28.00	\$56.00		\$9.00	\$36.00	\$72.00	
Summer			(Summer 2024)	\$10.50/week			(Summer 2025)	\$10.50/week
Day Pass (periphery)				\$3.50/day				\$3.50/day
Day Pass (intermediate)				\$4.25/day				\$4.25/day

2024-25 Fines:

Violations of the university's Parking and Permit Regulations will generally result in standard citation fine of \$30. However, violations involving improper application or use of a permit carry a \$100, \$150 or \$200 fine. The lowest tier applies to improper use of the daily permits, the second tier for improper use of most permits including intermediate and periphery, while the upper tier applies to improper use of restrictive permits including core, reserved and ADA.

Parking in a fire lane and unauthorized parking in UK HealthCare patient and visitor parking carry a \$100 fine. Unauthorized parking in an ADA accessible space will result in a \$200 fine. Impoundments result in a \$119 fine for vehicle tows and \$60 for vehicle immobilization.

Student Fees

UNIVERSITY OF KENTUCKY

Area/College/Unit	Course / Description	Assessment	2023-24	2024-25	
EVPFA					
Auxiliaries and Administration Services					
Undergraduate Housing	Application fee	Per Student	\$50.00	\$50.00	
Graduate/Family Apartments	Application fee	Per Student	\$50.00	\$50.00	
Plus Account	Plus Account fee per transaction to deposit funds into an account	Per Student	\$2.00	\$2.00	
	Plus Account fee per transaction to make a refund to an account	Per Student	\$5.00	\$5.00	
Human Resource Services					
Human Resource Services	International student health insurance - fall	Per Student	\$1,008.00	\$1,185.00	
	International student health insurance - only for those who enter the institution during the summer term	Per Student	\$516 - \$669	\$608 - \$788	
	International student health insurance - Spring and Summer	Per Student	\$1,646.00	\$1,937.00	
University Financial Services					
Student Account Services	Credit card convenience fee	Per Transaction	2.25%	2.25%	
	Late payment fee (remaining balance)	Per Month	1.50%	1.50%	
	Installment payment plan enrollment fee				
	Standard plan (per semester, Fall and Spring)	Per Student	\$50.00	\$50.00	
	Extended plan (ranging from one to three years; for internal collections on balances of formerly enrolled students)	Per Student	\$75.00	\$75.00	
University Police					
University Police	Lanyard/Holder	Per Student	\$5.00	\$5.00	
	Lost ID	Per Student	\$35.00	\$35.00	
	Mobile Access	Per Student	\$25.00	\$20.00	
	New ID	Per Student	\$20.00	\$20.00	
	Replace ID	Per Student	\$20.00	\$20.00	
PROVOST					
Martin-Gatton Agriculture, Food and Environment					
Agricultural Biotechnology	ABT 120	Per Course	\$50.00	\$50.00	
	ABT 495	Per Course	\$200.00	\$200.00	
Animal and Food Sciences	ASC 101	Per Course	\$51.50	\$51.50	
	ASC 102	Per Course	\$75.00	\$75.00	
	ASC 300	Per Course	\$50.00	\$50.00	
	ASC 310	Per Course	\$50.00	\$50.00	
	ASC 320	Per Course	\$30.00	\$30.00	
	ASC 364	Per Course	\$25.00	\$25.00	
	ASC 362	Per Course	\$45.00	\$45.00	

Student Fees

UNIVERSITY OF KENTUCKY

Area/College/Unit	Course / Description	Assessment	2023-24	2024-25
Martin-Gatton Agriculture, Food and Environment (cont.)				
Animal and Food Sciences (cont.)	ASC 380	Per Course	\$50.00	\$50.00
	ASC 382	Per Course	\$50.00	\$50.00
	ASC 388	Per Course	\$51.50	\$51.50
	ASC 404	Per Course	\$50.00	\$50.00
	ASC 406	Per Course	\$50.00	\$50.00
	ASC 408	Per Course	\$50.00	\$50.00
	ASC 410	Per Course	\$53.00	\$53.00
	ASC 420	Per Course	\$75.00	\$75.00
	ASC 680	Per Course	\$50.00	\$50.00
	ASC/FSC 630	Per Course	\$50.00	\$50.00
	EQM 105	Per Course	\$100.00	\$100.00
	EQM 399	Per Course	\$50.00	\$50.00
	FSC 304	Per Course	\$50.00	\$50.00
	FSC 306	Per Course	\$53.00	\$53.00
	FSC 430	Per Course	\$50.00	\$50.00
	FSC 434	Per Course	\$50.00	\$50.00
	FSC 530	Per Course	\$50.00	\$50.00
	FSC 535	Per Course	\$51.50	\$51.50
	FSC 536	Per Course	\$53.00	\$53.00
	FSC 538	Per Course	\$75.00	\$75.00
FSC 638	Per Course	\$51.50	\$51.50	
Biosystems and Agricultural Engineering	AEN 252	Per Course	\$52.50	\$52.50
	AEN 341	Per Course	\$100.00	\$100.00
	TSM 252	Per Course	\$52.50	n/a
	TSM 341	Per Course	\$100.00	n/a
Dietetics and Human Nutrition	DHN 302	Per Course	\$75.00	\$75.00
	DHN 304	Per Course	\$60.00	\$60.00
	DHN 342	Per Course	\$75.00	\$75.00
	DHN 514	Per Course	\$75.00	\$75.00
	DHN 520	Per Course	\$72.00	\$72.00
	DHN 522	Per Course	\$72.00	\$72.00
	DHN 524	Per Course	\$72.00	\$72.00
	DHN 526	Per Course	\$72.00	\$72.00
	DHN 528	Per Course	\$72.00	\$72.00

Student Fees

UNIVERSITY OF KENTUCKY

Area/College/Unit	Course / Description	Assessment	2023-24	2024-25
Martin-Gatton Agriculture, Food and Environment (cont.)				
Dietetics and Human Nutrition (cont.)	DHN 530	Per Course	\$72.00	\$72.00
Equine Programs	EQM 399	Per Course	\$50.00	\$50.00
Forestry	FOR 200	Per Course	\$25.00	\$25.00
	FOR 219	Per Course	\$50.00	\$50.00
	FOR 221	Per Course	\$25.00	\$25.00
	FOR 250	Per Course	\$25.00	\$25.00
	FOR 255	Per Course	\$10.30	\$10.30
	FOR 286	Per Course	\$200.00	\$200.00
	FOR 310	Per Course	\$80.00	\$80.00
	FOR 340	Per Course	\$50.00	\$50.00
	FOR 350	Per Course	\$50.00	\$50.00
	FOR 356	Per Course	\$368.00	\$368.00
	FOR 357	Per Course	\$268.00	\$268.00
	FOR 358	Per Course	\$888.00	\$888.00
	FOR 359	Per Course	\$626.00	\$626.00
	FOR 365	Per Course	\$488.00	\$488.00
	FOR 370	Per Course	\$50.00	\$50.00
	Horticulture	FOR 435	Per Course	\$50.00
FOR 480		Per Course	\$50.00	\$50.00
FOR 510		Per Course	\$50.00	\$50.00
HRT 240		Per Course	\$118.00	\$118.00
HRT 340		Per Course	\$168.00	\$168.00
Landscape Architecture	SAG 386	Per Course	\$26.52	\$26.52
	SAG 490	Per Course	\$106.09	\$106.09
Landscape Architecture	LA 121	Per Course	\$75.00	\$75.00
	LA 222	Per Course	\$75.00	\$75.00
	LA 223	Per Course	\$75.00	\$75.00
	LA 324	Per Course	\$75.00	\$75.00
	LA 373	Per Course	\$75.00	\$75.00
	LA 425	Per Course	\$75.00	\$75.00
	LA 426	Per Course	\$75.00	\$75.00
Natural Resources and Environmental Science	NRE 201	Per Course	\$73.40	\$73.40
	NRE 320	Per Course	\$893.00	\$893.00
	NRE 360	Per Course	\$50.00	\$50.00

Student Fees

UNIVERSITY OF KENTUCKY

Area/College/Unit	Course / Description	Assessment	2023-24	2024-25
Martin-Gatton Agriculture, Food and Environment (cont.)				
Natural Resources and Environmental Science (cont.)	NRE 471	Per Course	\$50.00	\$50.00
	NRE/BIO 420G	Per Course	\$50.00	\$50.00
Plant and Soil Sciences	PLS 104	Per Course	\$10.00	\$10.00
	PLS 366	Per Course	\$75.00	\$75.00
	PLS 386	Per Course	\$26.52	\$26.52
	PLS 389	Per Course	\$100.00	\$100.00
	PLS 504/HRT 504	Per Course	\$20.00	\$20.00
	PLS 514	Per Course	\$25.00	\$25.00
	PLS 567	Per Course	\$50.00	\$50.00
	PLS 640	Per Course	\$100.00	\$100.00
Plant Pathology	PPA 400G	Per Course	\$100.00	\$100.00
	PPA 640	Per Course	\$100.00	\$100.00
Retailing and Tourism Management	HMT 308	Per Course	\$40.00	\$40.00
	HMT 360	Per Course	\$25.00	\$25.00
	MAT 120	Per Course	\$25.00	\$25.00
	MAT 237	Per Course	\$25.00	\$25.00
	MAT 515	Per Course	\$25.00	\$25.00
Arts and Sciences				
Anthropology	ANT 230	Per Course	\$25.00	\$25.00
	ANT 541	Per Course	\$25.00	\$25.00
	ANT 585	Per Course	\$75.00	\$75.00
Biology	BIO 102	Per Course	\$20.00	\$20.00
	BIO 103	Per Course	\$20.00	\$20.00
	BIO 111	Per Course	\$25.00	\$25.00
	BIO 148	Per Course	\$25.00	\$25.00
	BIO 152	Per Course	\$25.00	\$25.00
	BIO 155	Per Course	\$120.00	\$120.00
	BIO 208	Per Course	\$23.00	\$23.00
	BIO 209	Per Course	\$120.00	\$120.00
	BIO 303	Per Course	\$25.00	\$25.00
	BIO 304	Per Course	\$120.00	\$120.00
	BIO 305	Per Course	\$120.00	\$120.00
	BIO 309	Per Course	\$120.00	\$120.00
	BIO 315	Per Course	\$75.00	\$75.00

Student Fees

UNIVERSITY OF KENTUCKY

Area/College/Unit	Course / Description	Assessment	2023-24	2024-25	
Arts and Sciences (cont.)					
Biology (cont.)	BIO 325	Per Course	\$60.00	\$60.00	
	BIO 340	Per Course	\$25.00	\$25.00	
	BIO 350	Per Course	\$95.00	\$95.00	
	BIO 351	Per Course	\$20.00	\$20.00	
	BIO 395	Per Course	\$100.00	\$100.00	
	BIO 430G	Per Course	\$60.00	\$60.00	
	BIO 452G	Per Course	\$25.00	\$25.00	
	BIO 510	Per Course	\$60.00	\$60.00	
	BIO 530	Per Course	\$10.00	\$10.00	
	BIO 542	Per Course	\$20.00	\$20.00	
	BIO 551	Per Course	\$20.00	\$20.00	
	BIO 559	Per Course	\$25.00	\$25.00	
	BIO 575	Per Course	\$25.00	\$25.00	
	BIO/INF 520	Per Course	\$20.00	\$20.00	
	Chemistry	CHE 101	Per Course	\$11.67	\$11.67
		CHE 105	Per Course	\$12.00	\$12.00
CHE 107		Per Course	\$12.00	\$12.00	
CHE 111		Per Course	\$120.00	\$120.00	
CHE 113		Per Course	\$120.00	\$120.00	
CHE 226		Per Course	\$120.00	\$120.00	
CHE 230		Per Course	\$12.00	\$12.00	
CHE 231		Per Course	\$120.00	\$120.00	
CHE 232		Per Course	\$12.00	\$12.00	
CHE 233		Per Course	\$120.00	\$120.00	
CHE 395		Per Credit Hour	\$20.00	\$20.00	
CHE 412		Per Course	\$120.00	\$120.00	
CHE 422		Per Course	\$120.00	\$120.00	
CHE 441		Per Course	\$120.00	\$120.00	
CHE 454		Per Course	\$120.00	\$120.00	
Earth and Environmental Sciences	CHE 533	Per Course	\$120.00	\$120.00	
	CHE 567	Per Course	\$120.00	\$120.00	
	EES 110	Per Course	\$22.66	\$22.66	
	EES 120	Per Course	\$22.66	\$22.66	
	EES 130	Per Course	\$22.66	\$22.66	

Student Fees

UNIVERSITY OF KENTUCKY

Area/College/Unit	Course / Description	Assessment	2023-24	2024-25
Arts and Sciences (cont.)				
Earth and Environmental Sciences (cont.)	EES 150	Per Course	\$22.66	\$22.66
	EES 151	Per Course	\$22.66	\$22.66
	EES 155	Per Course	\$22.66	\$22.66
	EES 160	Per Course	\$82.40	\$82.40
	EES 170	Per Course	\$22.66	\$22.66
	EES 185	Per Course	\$22.66	\$22.66
	EES 220	Per Course	\$82.40	\$82.40
	EES 230	Per Course	\$82.40	\$82.40
	EES 235	Per Course	\$82.40	\$82.40
	EES 295	Per Course	\$22.66	\$22.66
	EES 310	Per Course	\$22.66	\$22.66
	EES 323	Per Course	\$1,500.00	\$1,500.00
	EES 341	Per Course	\$30.00	\$30.00
	EES 350	Per Course	\$30.00	\$30.00
	EES 360	Per Course	\$82.40	\$82.40
	EES 385	Per Course	\$30.00	\$30.00
	EES 395	Per Course	\$20.60	\$20.60
	EES 401G	Per Course	\$82.40	\$82.40
	EES 420G	Per Course	\$82.40	\$82.40
	EES 450G	Per Course	\$82.40	\$82.40
	EES 461	Per Course	\$82.40	\$82.40
	EES 480	Per Course	\$30.00	\$30.00
	EES 490	Per Course	\$30.00	\$30.00
	EES 511	Per Course	\$30.00	\$30.00
	EES 530	Per Course	\$30.00	\$30.00
	EES 550	Per Course	\$30.00	\$30.00
	EES 555	Per Course	\$30.00	\$30.00
	EES 560	Per Course	\$30.00	\$30.00
	EES 585	Per Course	\$30.00	\$30.00
	EES 620	Per Course	\$30.00	\$30.00
	EES 624	Per Course	\$30.00	\$30.00
	EES 626	Per Course	\$30.00	\$30.00
	EES 645	Per Course	\$30.00	\$30.00
	EES 652	Per Course	\$30.00	\$30.00

Student Fees

UNIVERSITY OF KENTUCKY

Area/College/Unit	Course / Description	Assessment	2023-24	2024-25	
Arts and Sciences (cont.)					
Earth and Environmental Sciences (cont.)	EES 741	Per Course	\$30.00	\$30.00	
English	ENG 425	Per Course	\$38.00	\$38.00	
Geography	GEO 109	Per Course	\$12.00	\$12.00	
	GEO 309	Per Course	\$40.00	\$40.00	
	GEO 310	Per Course	\$40.00	\$40.00	
	GEO 331	Per Course	\$10.00	\$10.00	
	GEO 351	Per Course	\$40.00	\$40.00	
	GEO 406	Per Course	\$40.00	\$40.00	
	GEO 409	Per Course	\$40.00	\$40.00	
	GEO 419	Per Course	\$10.00	\$10.00	
	GEO 451G	Per Course	\$10.00	\$10.00	
	GEO 509	Per Course	\$10.00	\$10.00	
	GEO 530	Per Course	\$10.00	\$10.00	
	Mathematics	MA 111	Per Course	\$6.00	\$6.00
		MA 113	Per Course	\$6.00	\$6.00
		MA 123	Per Course	\$6.00	\$6.00
Physics	AST 191	Per Course	\$48.00	\$48.00	
	AST 192	Per Course	\$47.00	\$47.00	
	AST 310	Per Course	\$20.00	\$20.00	
	PHY 160	Per Course	\$116.00	\$116.00	
	PHY 210	Per Course	\$97.00	\$97.00	
	PHY 211	Per Course	\$125.00	\$125.00	
	PHY 212	Per Course	\$97.00	\$97.00	
	PHY 213	Per Course	\$124.00	\$124.00	
	PHY 241	Per Course	\$124.00	\$124.00	
	PHY 242	Per Course	\$119.00	\$119.00	
	PHY 402G	Per Course	\$97.00	\$97.00	
	PHY 435	Per Course	\$97.00	\$97.00	
	PHY 535	Per Course	\$97.00	\$97.00	
Psychology	PSY 450	Per Course	\$26.00	\$26.00	
	PSY 456	Per Course	\$61.00	\$61.00	
	PSY 552	Per Course	\$31.00	\$31.00	
Sociology	SOC 303	Per Course	\$20.00	\$20.00	
Writing, Rhetoric and Digital Studies	WRD 110	Per Course	\$19.57	\$19.57	

Student Fees

UNIVERSITY OF KENTUCKY

Area/College/Unit	Course / Description	Assessment	2023-24	2024-25
Arts and Sciences (cont.)				
Writing, Rhetoric and Digital Studies (cont.)	WRD 111	Per Course	\$16.48	\$16.48
Gatton Business and Economics				
Accounting	ACC 200	Per Credit Hour	\$35.76	\$36.48
	ACC 201	Per Credit Hour	\$35.76	\$36.48
	ACC 202	Per Credit Hour	\$35.76	\$36.48
	ACC 211	Per Credit Hour	\$35.76	\$36.48
	ACC 221	Per Credit Hour	\$35.76	\$36.48
	ACC 222	Per Credit Hour	\$35.76	\$36.48
	ACC 300	Per Credit Hour	\$35.76	\$36.48
	ACC 301	Per Credit Hour	\$35.76	\$36.48
	ACC 302	Per Credit Hour	\$35.76	\$36.48
	ACC 324	Per Credit Hour	\$35.76	\$36.48
	ACC 356	Per Credit Hour	\$35.76	\$36.48
	ACC 357	Per Credit Hour	\$35.76	\$36.48
	ACC 360	Per Credit Hour	\$35.76	\$36.48
	ACC 395	Per Credit Hour	\$35.76	\$36.48
	ACC 399	Per Credit Hour	\$35.76	\$36.48
	ACC 403	Per Credit Hour	\$35.76	\$36.48
	ACC 407	Per Credit Hour	\$35.76	\$36.48
	ACC 410	Per Credit Hour	\$35.76	\$36.48
	ACC 418	Per Credit Hour	\$35.76	\$36.48
	ACC 434	Per Credit Hour	n/a	\$36.48
	ACC 444	Per Credit Hour	n/a	\$36.48
	ACC 457	Per Credit Hour	\$35.76	\$36.48
	ACC 475	Per Credit Hour	\$35.76	\$36.48
	ACC 490	Per Credit Hour	\$35.76	\$36.48
	ACC 507	Per Credit Hour	\$35.76	\$36.48
	ACC 508	Per Credit Hour	\$35.76	\$36.48
	ACC 516	Per Credit Hour	\$35.76	\$36.48
	ACC 520	Per Credit Hour	\$35.76	\$36.48
	ACC 555	Per Credit Hour	\$35.76	\$36.48
	ACC 590	Per Credit Hour	\$35.76	\$36.48
	AN 105	Per Credit Hour	\$35.76	\$36.48
Analytics	AN 250	Per Credit Hour	\$35.76	\$36.48

Student Fees

UNIVERSITY OF KENTUCKY

Area/College/Unit	Course / Description	Assessment	2023-24	2024-25	
Gatton Business and Economics (cont.)					
Analytics (cont.)	AN 300	Per Credit Hour	\$35.76	\$36.48	
	AN 303	Per Credit Hour	\$35.76	\$36.48	
	AN 306	Per Credit Hour	\$35.76	\$36.48	
	AN 320	Per Credit Hour	\$35.76	\$36.48	
	AN 322	Per Credit Hour	\$35.76	\$36.48	
	AN 324	Per Credit Hour	\$35.76	\$36.48	
	AN 390	Per Credit Hour	\$35.76	\$36.48	
	AN 395	Per Credit Hour	\$35.76	\$36.48	
	AN 403G	Per Credit Hour	\$35.76	\$36.48	
	AN 406G	Per Credit Hour	\$35.76	\$36.48	
	AN 420G	Per Credit Hour	\$35.76	\$36.48	
	AN 440G	Per Credit Hour	\$35.76	\$36.48	
	AN 450G	Per Credit Hour	\$35.76	\$36.48	
	Business and Economics	MBA courses for students in other primary academic programs (e.g. pursuing dual degrees). Exempt Gatton Degree Programs from MBA Fee: MSACC - Accounting, MS Economics, MSF - Finance, MSSCM - Supply Chain, MS Marketing, MS HRMA (Human Resource Management and Analytics, GC - HRM (HR Graduate Certificate), PhD Business Administration (Accounting, Finance, Management, and Marketing) and PhD Economics	Per Credit Hour	\$252.50	\$257.55
	Economics	ECO 101	Per Credit Hour	\$35.76	\$36.48
ECO 201		Per Credit Hour	\$35.76	\$36.48	
ECO 202		Per Credit Hour	\$35.76	\$36.48	
ECO 301		Per Credit Hour	\$35.76	\$36.48	
ECO 311		Per Credit Hour	\$35.76	\$36.48	
ECO 312		Per Credit Hour	\$35.76	\$36.48	
ECO 327		Per Credit Hour	\$35.76	\$36.48	
ECO 365		Per Credit Hour	\$35.76	\$36.48	
ECO 367		Per Credit Hour	\$35.76	\$36.48	
ECO 370		Per Credit Hour	\$35.76	\$36.48	
ECO 379		Per Credit Hour	\$35.76	\$36.48	
ECO 381		Per Credit Hour	\$35.76	\$36.48	
ECO 383		Per Credit Hour	\$35.76	\$36.48	
ECO 385		Per Credit Hour	\$35.76	\$36.48	

Student Fees

UNIVERSITY OF KENTUCKY

Area/College/Unit	Course / Description	Assessment	2023-24	2024-25
Gatton Business and Economics (cont.)				
Economics (cont.)	ECO 391	Per Credit Hour	\$35.76	\$36.48
	ECO 392	Per Credit Hour	\$35.76	\$36.48
	ECO 393	Per Credit Hour	\$35.76	\$36.48
	ECO 395	Per Credit Hour	\$35.76	\$36.48
	ECO 395-001	Per Credit Hour	\$35.76	\$36.48
	ECO 395-006	Per Credit Hour	\$35.76	\$36.48
	ECO 401	Per Credit Hour	\$35.76	\$36.48
	ECO 402	Per Credit Hour	\$35.76	\$36.48
	ECO 410	Per Credit Hour	\$35.76	\$36.48
	ECO 411	Per Credit Hour	\$35.76	\$36.48
	ECO 412	Per Credit Hour	\$35.76	\$36.48
	ECO 430G	Per Credit Hour	\$35.76	\$36.48
	ECO 450G	Per Credit Hour	\$35.76	\$36.48
	ECO 461	Per Credit Hour	\$35.76	\$36.48
	ECO 463	Per Credit Hour	\$35.76	\$36.48
	ECO 465G	Per Credit Hour	\$35.76	\$36.48
	ECO 467	Per Credit Hour	\$35.76	\$36.48
	ECO 471	Per Credit Hour	\$35.76	\$36.48
	ECO 472	Per Credit Hour	\$35.76	\$36.48
	ECO 473G	Per Credit Hour	\$35.76	\$36.48
	ECO 477	Per Credit Hour	\$35.76	\$36.48
	ECO 479	Per Credit Hour	\$35.76	\$36.48
	ECO 491G	Per Credit Hour	\$35.76	\$36.48
	ECO 499	Per Credit Hour	\$35.76	\$36.48
	ECO 590	Per Credit Hour	\$35.76	\$36.48
Finance	FIN 250	Per Credit Hour	\$35.76	\$36.48
	FIN 300	Per Credit Hour	\$35.76	\$36.48
	FIN 310	Per Credit Hour	\$35.76	\$36.48
	FIN 350	Per Credit Hour	\$35.76	\$36.48
	FIN 357	Per Credit Hour	\$35.76	\$36.48
	FIN 358	Per Credit Hour	\$35.76	\$36.48
	FIN 359	Per Credit Hour	\$35.76	\$101.48
	FIN 360	Per Credit Hour	\$35.76	\$36.48
	FIN 395	Per Credit Hour	\$35.76	\$36.48

Student Fees

UNIVERSITY OF KENTUCKY

Area/College/Unit	Course / Description	Assessment	2023-24	2024-25	
Gatton Business and Economics (cont.)					
Finance (cont.)	FIN 405	Per Credit Hour	\$35.76	\$36.48	
	FIN 410	Per Credit Hour	\$35.76	\$36.48	
	FIN 423	Per Credit Hour	\$35.76	\$36.48	
	FIN 430	Per Credit Hour	\$35.76	\$36.48	
	FIN 432	Per Credit Hour	\$35.76	\$36.48	
	FIN 435	Per Credit Hour	\$35.76	\$36.48	
	FIN 440	Per Credit Hour	\$35.76	\$36.48	
	FIN 445	Per Credit Hour	\$35.76	\$36.48	
	FIN 452	Per Credit Hour	\$35.76	\$36.48	
	FIN 464	Per Credit Hour	\$35.76	\$36.48	
	FIN 465	Per Credit Hour	\$35.76	\$36.48	
	FIN 470	Per Credit Hour	\$35.76	\$36.48	
	FIN 475	Per Credit Hour	\$35.76	\$36.48	
	FIN 480	Per Credit Hour	\$35.76	\$36.48	
	FIN 485	Per Credit Hour	\$35.76	\$36.48	
	FIN 490	Per Credit Hour	\$35.76	\$36.48	
	Management	B&E 102	Per Credit Hour	\$35.76	\$36.48
		B&E 103	Per Credit Hour	\$35.76	\$36.48
		B&E 104	Per Credit Hour	\$35.76	\$36.48
		B&E 105	Per Credit Hour	\$35.76	\$36.48
B&E 120		Per Credit Hour	\$35.76	\$36.48	
B&E 122		Per Credit Hour	\$35.76	\$36.48	
B&E 150		Per Course	\$35.76	\$36.48	
B&E 201		Per Credit Hour	\$35.76	\$36.48	
B&E 221		Per Credit Hour	\$35.76	\$36.48	
B&E 222		Per Credit Hour	\$35.76	\$36.48	
B&E 223		Per Credit Hour	\$35.76	\$36.48	
B&E 240		Per Credit Hour	\$35.76	\$36.48	
B&E 250		Per Credit Hour	\$35.76	\$36.48	
B&E 300		Per Credit Hour	\$35.76	\$36.48	
B&E 327		Per Credit Hour	\$35.76	\$36.48	
B&E 390		Per Credit Hour	\$35.76	\$36.48	
B&E 396		Per Credit Hour	\$35.76	\$36.48	
B&E 397	Per Credit Hour	\$35.76	\$36.48		

Student Fees

UNIVERSITY OF KENTUCKY

Area/College/Unit	Course / Description	Assessment	2023-24	2024-25
Gatton Business and Economics (cont.)				
Management (cont.)	B&E 400	Per Credit Hour	\$35.76	\$36.48
	MGT 292	Per Credit Hour	\$35.76	\$36.48
	MGT 301	Per Credit Hour	\$35.76	\$36.48
	MGT 309	Per Credit Hour	\$35.76	\$36.48
	MGT 320	Per Credit Hour	\$35.76	\$36.48
	MGT 340	Per Credit Hour	\$35.76	\$36.48
	MGT 341	Per Credit Hour	\$35.76	\$36.48
	MGT 352	Per Credit Hour	\$35.76	\$36.48
	MGT 380	Per Credit Hour	\$35.76	\$36.48
	MGT 390	Per Credit Hour	\$35.76	\$36.48
	MGT 395	Per Credit Hour	\$35.76	\$36.48
	MGT 410	Per Credit Hour	\$35.76	\$36.48
	MGT 430	Per Credit Hour	\$35.76	\$36.48
	MGT 450	Per Credit Hour	\$35.76	\$36.48
	MGT 485	Per Credit Hour	\$35.76	\$36.48
	MGT 491	Per Credit Hour	\$35.76	\$36.48
	MGT 492	Per Credit Hour	\$35.76	\$36.48
	MGT 499	Per Credit Hour	\$35.76	\$36.48
	MGT 530	Per Credit Hour	\$35.76	\$36.48
Marketing	MKT 300	Per Credit Hour	\$35.76	\$36.48
	MKT 303	Per Credit Hour	\$35.76	\$36.48
	MKT 306	Per Credit Hour	\$35.76	\$36.48
	MKT 309	Per Credit Hour	\$35.76	\$36.48
	MKT 310	Per Credit Hour	\$35.76	\$36.48
	MKT 315	Per Credit Hour	\$35.76	\$36.48
	MKT 320	Per Credit Hour	\$35.76	\$36.48
	MKT 324	Per Credit Hour	\$35.76	\$36.48
	MKT 325	Per Credit Hour	\$35.76	\$36.48
	MKT 330	Per Credit Hour	\$35.76	\$36.48
	MKT 340	Per Credit Hour	\$35.76	\$36.48
	MKT 351	Per Credit Hour	\$35.76	\$36.48
	MKT 355	Per Credit Hour	\$35.76	\$36.48
	MKT 390	Per Credit Hour	\$35.76	\$36.48
	MKT 390-3	Per Credit Hour	\$35.76	\$36.48

Student Fees

UNIVERSITY OF KENTUCKY

Area/College/Unit	Course / Description	Assessment	2023-24	2024-25
Gatton Business and Economics (cont.)				
Marketing (cont.)	MKT 395	Per Credit Hour	\$35.76	\$36.48
	MKT 403	Per Credit Hour	\$35.76	\$36.48
	MKT 406	Per Credit Hour	\$35.76	\$36.48
	MKT 410	Per Credit Hour	\$35.76	\$36.48
	MKT 420	Per Credit Hour	\$35.76	\$36.48
	MKT 422	Per Credit Hour	\$35.76	\$36.48
	MKT 430	Per Credit Hour	\$35.76	\$36.48
	MKT 435	Per Credit Hour	\$35.76	\$36.48
	MKT 440	Per Credit Hour	\$35.76	\$36.48
	MKT 445	Per Credit Hour	\$35.76	\$36.48
	MKT 450	Per Credit Hour	\$35.76	\$36.48
	MKT 530	Per Credit Hour	\$35.76	\$36.48
Communication and Information				
Department of Communication	CI 638	Per Course	\$20.20	\$20.60
	CI 668	Per Course	\$25.25	\$25.76
	COM 249	Per Course	\$10.10	\$10.30
	COM 252	Per Course	\$10.10	\$10.30
	COM 281	Per Course	\$8.08	\$8.24
	COM 287	Per Course	\$10.10	\$10.30
	COM 311	Per Course	\$10.10	\$10.30
	COM 312	Per Course	\$9.09	\$9.27
	COM 313	Per Course	\$10.10	\$10.30
	COM 314	Per Course	\$10.10	\$10.30
	COM 315	Per Course	\$10.10	\$10.30
	COM 316	Per Course	\$10.10	\$10.30
	COM 325	Per Course	\$10.10	\$10.30
	COM 326	Per Course	\$12.12	\$12.36
	COM 327	Per Course	\$12.12	\$12.36
	COM 351	Per Course	\$12.12	\$12.36
	COM 353	Per Course	\$12.12	\$12.36
	COM 365	Per Course	\$8.08	\$8.24
	COM 426	Per Course	\$12.12	\$12.36
	COM 460	Per Course	\$12.12	\$12.36
	COM 563	Per Course	\$12.12	\$12.36

Student Fees

UNIVERSITY OF KENTUCKY

Area/College/Unit	Course / Description	Assessment	2023-24	2024-25
Communication and Information (cont.)				
Instructional Communication	CIS 110	Per Course	\$16.16	\$16.48
	CIS 111	Per Course	\$16.16	\$16.48
	CIS 112	Per Course	\$18.18	\$18.54
	CIS 191	Per Course	\$15.86	\$16.18
	CIS 300	Per Course	\$16.33	\$16.66
	CIS 391	Per Course	\$15.86	\$16.18
	CIS 590	Per Course	\$15.86	\$16.18
	Integrated Strategic Communication	ISC 100	Per Credit Hour	\$10.91
ISC 161		Per Credit Hour	\$10.10	\$10.30
ISC 261		Per Credit Hour	\$10.40	\$10.61
ISC 311		Per Credit Hour	\$10.91	\$11.13
ISC 319		Per Credit Hour	\$10.92	\$11.14
ISC 321		Per Credit Hour	\$10.40	\$10.61
ISC 325		Per Credit Hour	\$10.91	\$11.13
ISC 331		Per Credit Hour	\$10.91	\$11.13
ISC 339		Per Credit Hour	\$10.91	\$11.13
ISC 341		Per Credit Hour	\$10.10	\$10.30
ISC 344		Per Credit Hour	\$10.91	\$11.13
ISC 351		Per Credit Hour	\$10.40	\$10.61
ISC 361		Per Credit Hour	\$10.40	\$10.61
ISC 371		Per Credit Hour	\$10.91	\$11.13
ISC 381		Per Credit Hour	\$10.91	\$11.13
ISC 382		Per Credit Hour	\$10.91	\$11.13
ISC 399		Per Credit Hour	\$10.91	\$11.13
ISC 431		Per Credit Hour	\$10.91	\$11.13
ISC 441		Per Credit Hour	\$10.10	\$10.30
ISC 451		Per Credit Hour	\$10.91	\$11.13
ISC 461		Per Credit Hour	\$10.91	\$11.13
ISC 471		Per Credit Hour	\$10.10	\$10.30
ISC 472		Per Credit Hour	\$10.91	\$11.13
ISC 489		Per Credit Hour	\$10.10	\$10.30
ISC 491	Per Credit Hour	\$10.40	\$10.61	
ISC 497	Per Credit Hour	\$10.91	\$11.13	
ISC 541	Per Credit Hour	\$10.10	\$10.30	

Student Fees

UNIVERSITY OF KENTUCKY

Area/College/Unit	Course / Description	Assessment	2023-24	2024-25
Communication and Information (cont.)				
Integrated Strategic Communication (cont.)	ISC 551	Per Credit Hour	\$10.40	\$10.61
	ISC 561	Per Credit Hour	\$10.91	\$11.13
	ISC 563	Per Credit Hour	\$10.91	\$11.13
	ISC 564	Per Credit Hour	\$10.91	\$11.13
	ISC 571	Per Credit Hour	\$10.40	\$10.61
	ISC 583	Per Credit Hour	\$10.40	\$10.61
	School of Information Science	ICT/IS 200	Per Course	\$5.05
ICT 301		Per Course	\$25.25	\$25.76
ICT 399		Per Course	\$15.15	\$15.45
ICT 696		Per Course	\$15.15	\$15.45
LIS 636		Per Course	\$20.20	\$20.60
LIS 638		Per Course	\$20.20	\$20.60
LIS 668		Per Course	\$25.25	\$25.76
School of Journalism and Media	JAT 395	Per Credit Hour	\$10.92	\$11.14
	JAT 399	Per Credit Hour	\$10.92	\$11.14
	JOU 101	Per Credit Hour	\$10.92	\$11.14
	JOU 204	Per Credit Hour	\$11.67	\$11.90
	JOU 301	Per Credit Hour	\$11.67	\$11.90
	JOU 302	Per Credit Hour	\$11.67	\$11.90
	JOU 303	Per Credit Hour	\$11.67	\$11.90
	JOU 304	Per Credit Hour	\$10.92	\$11.14
	JOU 319	Per Credit Hour	\$10.92	\$11.14
	JOU 330	Per Credit Hour	\$11.67	\$11.90
	JOU 387	Per Credit Hour	\$11.67	\$11.90
	JOU 403	Per Credit Hour	\$11.67	\$11.90
	JOU 404	Per Credit Hour	\$11.67	\$11.90
	JOU 409	Per Credit Hour	\$11.67	\$11.90
	JOU 410	Per Credit Hour	\$11.67	\$11.90
	JOU 415	Per Credit Hour	\$11.67	\$11.90
	JOU 430	Per Credit Hour	\$10.93	\$11.15
JOU 455	Per Credit Hour	\$10.92	\$11.14	
JOU 460	Per Credit Hour	\$10.92	\$11.14	
JOU 485	Per Credit Hour	\$11.67	\$11.90	
JOU 487	Per Credit Hour	\$11.67	\$11.90	

Student Fees

UNIVERSITY OF KENTUCKY

Area/College/Unit	Course / Description	Assessment	2023-24	2024-25
Communication and Information (cont.)				
School of Journalism and Media (cont.)	JOU 497	Per Credit Hour	\$10.93	\$11.15
	JOU 498	Per Credit Hour	\$11.67	\$11.90
	JOU 499	Per Credit Hour	\$11.67	\$11.90
	JOU 531	Per Credit Hour	\$10.93	\$11.15
	JOU 532	Per Credit Hour	\$10.93	\$11.15
	JOU 535	Per Credit Hour	\$10.93	\$11.15
	JOU 541	Per Credit Hour	\$10.72	\$10.93
	MAS 101	Per Credit Hour	\$10.93	\$11.15
	MAS 201	Per Credit Hour	\$10.93	\$11.15
	MAS 300	Per Credit Hour	\$10.93	\$11.15
	MAS 310	Per Credit Hour	\$10.93	\$11.15
	MAS 312	Per Credit Hour	\$11.67	\$11.90
	MAS 319	Per Credit Hour	\$10.92	\$11.14
	MAS 322	Per Credit Hour	\$11.67	\$11.90
	MAS 355	Per Credit Hour	\$10.93	\$11.15
	MAS 390	Per Credit Hour	\$11.67	\$11.90
	MAS 403	Per Credit Hour	\$11.67	\$11.90
	MAS 404	Per Credit Hour	\$10.93	\$11.15
	MAS 412	Per Credit Hour	\$11.67	\$11.90
	MAS 420	Per Credit Hour	\$10.93	\$11.15
	MAS 422	Per Credit Hour	\$11.67	\$11.90
	MAS 432	Per Credit Hour	\$11.67	\$11.90
	MAS 435	Per Credit Hour	\$10.93	\$11.15
	MAS 453	Per Credit Hour	\$10.93	\$11.15
	MAS 482	Per Credit Hour	\$10.93	\$11.15
	MAS 490	Per Credit Hour	\$10.93	\$11.15
	MAS 505	Per Credit Hour	\$10.93	\$11.15
	MAS 520	Per Credit Hour	\$10.93	\$11.15
	MAS 530	Per Credit Hour	\$10.93	\$11.15
	MAS 535	Per Credit Hour	\$10.93	\$11.15
	MAS 555	Per Credit Hour	\$10.93	\$11.15
	MAS 590	Per Credit Hour	\$10.93	\$11.15
Dentistry				
Dentistry	ANA 534	Per Student	\$38.00	\$38.00

Student Fees

UNIVERSITY OF KENTUCKY

Area/College/Unit	Course / Description	Assessment	2023-24	2024-25
Dentistry (cont.)				
Dentistry (cont.)	CDE 824	Per Student	\$60.00	\$60.00
	CDS 815	Per Student	\$38.00	\$38.00
	CDS 821	Per Student	\$38.00	\$38.00
	CDS 825	Per Student	\$38.00	\$38.00
	CDS 831	Per Student	\$38.00	\$38.00
	CDS 833	Per Student	\$60.00	\$60.00
	CDS 835	Per Student	\$38.00	\$38.00
	END 826	Per Student	\$38.00	\$38.00
	PDO 831	Per Student	\$38.00	\$38.00
	PER 820	Per Student	\$38.00	\$38.00
	PRO 822	Per Student	\$38.00	\$38.00
	PRO 824	Per Student	\$38.00	\$38.00
	PRO 834	Per Student	\$38.00	\$38.00
	RSD 810	Per Student	\$38.00	\$38.00
	RSD 812	Per Student	\$38.00	\$38.00
	RSD 814	Per Student	\$38.00	\$38.00
	RSD 822	Per Student	\$38.00	\$38.00
	RSD 824	Per Student	\$38.00	\$38.00
	RSD 826	Per Student	\$38.00	\$38.00
	RSD 835	Per Student	\$38.00	\$38.00
	Application fee	Per Student	\$75.00	\$75.00
	Digital Dentistry Fee	Per Student	\$900.00	\$900.00
	Instrument kit; first year	Per Student	\$9,275.57	\$6,524.72
	Instrument kit; second year	Per Student	\$7,515.92	\$5,200.03
	Instrument kit; third year	Per Student	\$1,612.12	\$1,545.68
	Instrument kit; fourth year	Per Student	\$685.04	\$702.24
	Post-doctoral application packet	Per Student	\$25.00	\$25.00
	Replacement fee for lost dental surveyor	Per Student	\$450.00	\$450.00
	Sterilization fee - per year	Per Student	\$1,521.00	\$1,521.00
	Student CPR fee (certification for 1st year students) - per year	Per Student	\$53.00	\$53.00
	Student CPR fee (certification for 3rd year students) - per year	Per Student	\$53.00	\$53.00

Student Fees

UNIVERSITY OF KENTUCKY

Area/College/Unit	Course / Description	Assessment	2023-24	2024-25
Design				
Design	Design program fee assessed to all undergraduate and graduate students pursuing academic programs (including pre-majors) in Architecture, Interior Design and Historic Preservation. This fee is in lieu of a differential tuition to defray the high cost of delivering studio instruction which mandates low student/teacher ratios and to provide a contingency fund to support unit initiatives	Per Semester	\$686.00	\$686.00
Education				
Education	BVI 583	Per Course	\$15.00	\$15.00
	BVI 611	Per Course	\$20.00	\$20.00
	CED 620	Per Course	\$14.00	\$14.00
	CED 710	Per Course	\$14.00	\$14.00
	CED 730	Per Course	\$14.00	\$14.00
	EDP 621	Per Course	\$30.00	\$30.00
	EDP 640	Per Course	\$100.00	\$100.00
	EDP 642	Per Course	\$75.00	\$75.00
	EDP 660	Per Course	\$30.00	\$30.00
	EDP 707	Per Course	\$30.00	\$30.00
	EDP 776	Per Course	\$100.00	\$100.00
	EDP/EPE 557	Per Course	\$30.00	\$30.00
	EPE/EDP 558	Per Course	\$30.00	\$30.00
	EPE 621	Per Course	\$30.00	\$30.00
	EPE 660	Per Course	\$30.00	\$30.00
	KHP 105	Per Course	\$350.00	\$350.00
	KHP 117	Per Course	\$250.00	\$250.00
	KHP 120	Per Course	\$10.30	\$10.30
	KHP 121	Per Course	\$10.30	\$10.30
	KHP 190	Per Course	\$35.00	\$38.00
	KHP 210	Per Course	\$14.00	\$14.00
	KHP 350	Per Student	\$14.00	\$14.00
	KHP 415	Per Course	\$14.00	\$14.00
	KHP 420	Per Course	\$14.00	\$18.00
	KHP 445	Per Course	\$14.00	\$14.00
	KHP 450	Per Course	\$14.00	\$14.00
	KHP 600	Per Course	\$14.00	\$14.00

Student Fees

UNIVERSITY OF KENTUCKY

Area/College/Unit	Course / Description	Assessment	2023-24	2024-25
Education (cont.)				
Education (cont.)	KHP 615	Per Course	\$14.00	\$14.00
	KHP 620	Per Course	\$14.00	\$14.00
	SEM 328	Per Course	\$30.00	\$30.00
	SEM 337	Per Course	\$30.00	\$30.00
	SEM 345	Per Course	\$30.00	\$30.00
	SEM 348	Per Course	\$30.00	\$30.00
	SEM 613	Per Course	\$30.00	\$30.00
	SEM 631	Per Course	\$30.00	\$30.00
	SEM 634	Per Course	\$30.00	\$30.00
	SEM 670	Per Course	\$30.00	\$30.00
	SEM 674	Per Course	\$30.00	\$30.00
	SEM 704	Per Course	\$30.00	\$30.00
	SEM 708	Per Course	\$30.00	\$30.00
	Application for Student Teaching	Per Student	\$30.00	n/a
	Application for Overseas Teaching Certification	Per Student	\$30.00	\$30.00
	Application to Teacher Education Program/MIC Students	Per Student	\$30.00	n/a
	TEP Fees for Teacher Education Program/Other TEP Students	Per Student	\$30.00	\$30.00
Stanley and Karen Pigman Engineering				
Biomedical Engineering	BME 170	Per Credit Hour	\$60.45	\$61.66
	BME 201	Per Credit Hour	\$60.45	\$61.66
	BME 301	Per Credit Hour	\$60.45	\$61.66
	BME 302	Per Credit Hour	\$60.45	\$61.66
	BME 330	Per Credit Hour	\$60.45	\$61.66
	BME 322	Per Credit Hour	\$60.45	\$61.66
	BME 350	Per Credit Hour	\$60.45	\$61.66
	BME 371	Per Credit Hour	\$60.45	\$61.66
	BME 372	Per Credit Hour	\$60.45	\$61.66
	BME 395	Per Credit Hour	\$60.45	\$61.66
	BME 405	Per Credit Hour	\$60.45	\$61.66
	BME 420	Per Credit Hour	\$60.45	\$61.66
	BME 421	Per Credit Hour	\$60.45	\$61.66
	BME 431	Per Credit Hour	n/a	\$61.66
	BME 435	Per Credit Hour	\$60.45	\$61.66
	BME 440	Per Credit Hour	\$60.45	\$61.66

Student Fees

UNIVERSITY OF KENTUCKY

Area/College/Unit	Course / Description	Assessment	2023-24	2024-25
Stanley and Karen Pigman Engineering (cont.)				
Biomedical Engineering (cont.)	BME 451	Per Credit Hour	\$60.45	\$61.66
	BME 464	Per Credit Hour	\$60.45	\$61.66
	BME 465	Per Credit Hour	\$60.45	\$61.66
	BME 472	Per Credit Hour	\$60.45	\$61.66
	BME 476	Per Credit Hour	\$60.45	\$61.66
	BME 477	Per Credit Hour	\$60.45	\$61.66
	BME 481G	Per Credit Hour	\$60.45	\$61.66
	BME 488G	Per Credit Hour	\$60.45	\$61.66
	BME 491	Per Credit Hour	\$60.45	\$61.66
	BME 495	Per Credit Hour	\$60.45	\$61.66
	BME 532	Per Credit Hour	\$60.45	\$61.66
	BME 501	Per Credit Hour	\$60.45	\$61.66
	BME 515	Per Credit Hour	\$60.45	\$61.66
	BME 530	Per Credit Hour	\$60.45	\$61.66
	BME 540	Per Credit Hour	\$60.45	\$61.66
	BME 541	Per Credit Hour	\$60.45	\$61.66
	BME 550	Per Credit Hour	\$60.45	\$61.66
	BME 579	Per Credit Hour	\$60.45	\$61.66
	BME 580	Per Credit Hour	\$60.45	\$61.66
	BME 599	Per Credit Hour	\$60.45	\$61.66
	BME 604	Per Credit Hour	n/a	\$61.66
	BME 605	Per Credit Hour	\$60.45	\$61.66
	BME 609	Per Credit Hour	\$60.45	\$61.66
	BME 610	Per Credit Hour	\$60.45	\$61.66
	BME 615	Per Credit Hour	\$60.45	\$61.66
	BME 624	Per Credit Hour	n/a	\$61.66
	BME 640	Per Credit Hour	\$60.45	\$61.66
	BME 641	Per Credit Hour	\$60.45	\$61.66
	BME 642	Per Credit Hour	\$60.45	\$61.66
	BME 655	Per Credit Hour	\$60.45	\$61.66
	BME 661	Per Credit Hour	\$60.45	\$61.66
	BME 662	Per Credit Hour	\$60.45	\$61.66
	BME 664	Per Credit Hour	\$60.45	\$61.66
	BME 665	Per Credit Hour	\$60.45	\$61.66

Student Fees

UNIVERSITY OF KENTUCKY

Area/College/Unit	Course / Description	Assessment	2023-24	2024-25
Stanley and Karen Pigman Engineering (cont.)				
Biomedical Engineering (cont.)	BME 670	Per Credit Hour	\$60.45	\$61.66
	BME 672	Per Credit Hour	\$60.45	\$61.66
	BME 685	Per Credit Hour	\$60.45	\$61.66
	BME 688	Per Credit Hour	\$60.45	\$61.66
	BME 690	Per Credit Hour	\$60.45	\$61.66
	BME 699	Per Credit Hour	\$60.45	\$61.66
	BME 748	Per Credit Hour	\$60.45	\$61.66
	BME 749	Per Credit Hour	\$60.45	\$61.66
	BME 766	Per Credit Hour	\$60.45	\$61.66
	BME 767	Per Credit Hour	\$60.45	\$61.66
	BME 768	Per Credit Hour	\$60.45	\$61.66
	BME 769	Per Credit Hour	\$60.45	\$61.66
	BME 772	Per Credit Hour	\$60.45	\$61.66
	BME 774	Per Credit Hour	\$60.45	\$61.66
	BME 777	Per Credit Hour	\$60.45	\$61.66
	BME 781	Per Credit Hour	\$60.45	\$61.66
	BME 790	Per Credit Hour	\$60.45	\$61.66
	CPE 200	Per Credit Hour	\$60.45	\$61.66
	CPE 282	Per Credit Hour	\$60.45	\$61.66
	CPE 287	Per Credit Hour	\$60.45	\$61.66
	CPE 380	Per Credit Hour	\$60.45	\$61.66
	CPE 480	Per Credit Hour	\$60.45	\$61.66
	CPE 490	Per Credit Hour	\$60.45	\$61.66
	CPE 491	Per Credit Hour	\$60.45	\$61.66
	CPE 580	Per Credit Hour	\$60.45	\$61.66
	CPE 584	Per Credit Hour	\$60.45	\$61.66
	CPE 585	Per Credit Hour	\$60.45	\$61.66
	CPE 586	Per Credit Hour	\$60.45	\$61.66
	CPE 587	Per Credit Hour	\$60.45	\$61.66
	CPE 588	Per Credit Hour	\$60.45	\$61.66
Chemical and Materials Engineering	CME 480	Per Credit Hour	\$60.45	\$61.66
	CME 523	Per Credit Hour	\$60.45	\$61.66
	CME 552	Per Credit Hour	\$60.45	\$61.66
	CME 570	Per Credit Hour	\$60.45	\$61.66

Student Fees

UNIVERSITY OF KENTUCKY

Area/College/Unit	Course / Description	Assessment	2023-24	2024-25
Stanley and Karen Pigman Engineering (cont.)				
Chemical and Materials Engineering (cont.)	CME 573	Per Credit Hour	\$60.45	\$61.66
	CME 575	Per Credit Hour	\$60.45	\$61.66
	CME 634	Per Credit Hour	\$60.45	\$61.66
	MSE 201	Per Credit Hour	\$60.45	\$61.66
	MSE 202	Per Credit Hour	\$60.45	\$61.66
	MSE 212	Per Credit Hour	\$60.45	\$61.66
	MSE 301	Per Credit Hour	\$60.45	\$61.66
	MSE 351	Per Credit Hour	\$60.45	\$61.66
	MSE 395	Per Credit Hour	\$60.45	\$61.66
	MSE 401G	Per Credit Hour	\$60.45	\$61.66
	MSE 402G	Per Credit Hour	\$60.45	\$61.66
	MSE 403G	Per Credit Hour	\$60.45	\$61.66
	MSE 404G	Per Credit Hour	\$60.45	\$61.66
	MSE 407	Per Credit Hour	\$60.45	\$61.66
	MSE 408	Per Credit Hour	\$60.45	\$61.66
	MSE 436	Per Credit Hour	\$60.45	\$61.66
	MSE 470	Per Credit Hour	\$60.45	\$61.66
	MSE 480	Per Credit Hour	\$60.45	\$61.66
	MSE 506	Per Credit Hour	\$60.45	\$61.66
	MSE 510	Per Credit Hour	\$60.45	\$61.66
	MSE 520	Per Credit Hour	\$60.45	\$61.66
	MSE 521	Per Credit Hour	\$60.45	\$61.66
	MSE 531	Per Credit Hour	\$60.45	\$61.66
	MSE 535	Per Credit Hour	\$60.45	\$61.66
	MSE 538	Per Credit Hour	\$60.45	\$61.66
	MSE 552	Per Credit Hour	\$60.45	\$61.66
	MSE 554	Per Credit Hour	\$60.45	\$61.66
	MSE 555	Per Credit Hour	\$60.45	\$61.66
	MSE 556	Per Credit Hour	\$60.45	\$61.66
	MSE 561	Per Credit Hour	\$60.45	\$61.66
	MSE 568	Per Credit Hour	\$60.45	\$61.66
	MSE 569	Per Credit Hour	\$60.45	\$61.66
	MSE 570	Per Credit Hour	\$60.45	\$61.66
	MSE 585	Per Credit Hour	\$60.45	\$61.66

Student Fees

UNIVERSITY OF KENTUCKY

Area/College/Unit	Course / Description	Assessment	2023-24	2024-25
Stanley and Karen Pigman Engineering (cont.)				
Chemical and Materials Engineering (cont.)	MSE 599	Per Credit Hour	\$60.45	\$61.66
	MSE 601	Per Credit Hour	\$60.45	\$61.66
	MSE 607	Per Credit Hour	\$60.45	\$61.66
	MSE 620	Per Credit Hour	\$60.45	\$61.66
	MSE 622	Per Credit Hour	\$60.45	\$61.66
	MSE 632	Per Credit Hour	\$60.45	\$61.66
	MSE 635	Per Credit Hour	\$60.45	\$61.66
	MSE 636	Per Credit Hour	\$60.45	\$61.66
	MSE 650	Per Credit Hour	\$60.45	\$61.66
	MSE 661	Per Credit Hour	\$60.45	\$61.66
	MSE 662	Per Credit Hour	\$60.45	\$61.66
	MSE 663	Per Credit Hour	\$60.45	\$61.66
	MSE 664	Per Credit Hour	\$60.45	\$61.66
	MSE 699	Per Credit Hour	\$60.45	\$61.66
	MSE 748	Per Credit Hour	\$60.45	\$61.66
	MSE 749	Per Credit Hour	\$60.45	\$61.66
	MSE 767	Per Credit Hour	\$60.45	\$61.66
	MSE 768	Per Credit Hour	\$60.45	\$61.66
	MSE 769	Per Credit Hour	\$60.45	\$61.66
	MSE 771	Per Credit Hour	\$60.45	\$61.66
	MSE 781	Per Credit Hour	\$60.45	\$61.66
	MSE 782	Per Credit Hour	\$60.45	\$61.66
	MSE 790	Per Credit Hour	\$60.45	\$61.66
Chemical Engineering	CME 006	Per Credit Hour	\$60.45	\$61.66
	CME 200	Per Credit Hour	\$60.45	\$61.66
	CME 220	Per Credit Hour	\$60.45	\$61.66
	CME 320	Per Credit Hour	\$60.45	\$61.66
	CME 330	Per Credit Hour	\$60.45	\$61.66
	CME 395	Per Credit Hour	\$60.45	\$61.66
	CME 404G	Per Credit Hour	\$60.45	\$61.66
	CME 415	Per Credit Hour	\$60.45	\$61.66
	CME 420	Per Credit Hour	\$60.45	\$61.66
	CME 425	Per Credit Hour	\$60.45	\$61.66
	CME 432	Per Credit Hour	\$60.45	\$61.66

Student Fees

UNIVERSITY OF KENTUCKY

Area/College/Unit	Course / Description	Assessment	2023-24	2024-25
Stanley and Karen Pigman Engineering (cont.)				
Chemical Engineering (cont.)	CME 433	Per Credit Hour	\$60.45	\$61.66
	CME 455	Per Credit Hour	\$60.45	\$61.66
	CME 456	Per Credit Hour	\$60.45	\$61.66
	CME 462	Per Credit Hour	\$60.45	\$61.66
	CME 470	Per Credit Hour	\$60.45	\$61.66
	CME 471	Per Credit Hour	\$60.45	\$61.66
	CME 505	Per Credit Hour	\$60.45	\$61.66
	CME 515	Per Credit Hour	\$60.45	\$61.66
	CME 542	Per Credit Hour	\$60.45	\$61.66
	CME 550	Per Credit Hour	\$60.45	\$61.66
	CME 554	Per Credit Hour	\$60.45	\$61.66
	CME 556	Per Credit Hour	\$60.45	\$61.66
	CME 580	Per Credit Hour	\$60.45	\$61.66
	CME 599	Per Credit Hour	\$60.45	\$61.66
	CME 620	Per Credit Hour	\$60.45	\$61.66
	CME 622	Per Credit Hour	\$60.45	\$61.66
	CME 630	Per Credit Hour	\$60.45	\$61.66
	CME 650	Per Credit Hour	\$60.45	\$61.66
	CME 664	Per Credit Hour	\$60.45	\$61.66
	CME 680	Per Credit Hour	\$60.45	\$61.66
	CME 748	Per Credit Hour	\$60.45	\$61.66
	CME 749	Per Credit Hour	\$60.45	\$61.66
	CME 767	Per Credit Hour	\$60.45	\$61.66
	CME 768	Per Credit Hour	\$60.45	\$61.66
	CME 769	Per Credit Hour	\$60.45	\$61.66
	CME 771	Per Credit Hour	\$60.45	\$61.66
	CME 779	Per Credit Hour	\$60.45	\$61.66
	CME 780	Per Credit Hour	\$60.45	\$61.66
	CME 790	Per Credit Hour	\$60.45	\$61.66
	Civil Engineering	CE 106	Per Credit Hour	\$60.45
CE 195		Per Credit Hour	\$60.45	\$61.66
CE 211		Per Credit Hour	\$60.45	\$61.66
CE 221		Per Credit Hour	\$60.45	\$61.66
CE 303		Per Credit Hour	\$60.45	\$61.66

Student Fees

UNIVERSITY OF KENTUCKY

Area/College/Unit	Course / Description	Assessment	2023-24	2024-25
Stanley and Karen Pigman Engineering (cont.)				
Civil Engineering (cont.)	CE 312	Per Credit Hour	\$60.45	\$61.66
	CE 321	Per Credit Hour	\$60.45	\$61.66
	CE 329	Per Credit Hour	\$60.45	\$61.66
	CE 331	Per Credit Hour	\$60.45	\$61.66
	CE 341	Per Credit Hour	\$60.45	\$61.66
	CE 351	Per Credit Hour	\$60.45	\$61.66
	CE 381	Per Credit Hour	\$60.45	\$61.66
	CE 382	Per Credit Hour	\$60.45	\$61.66
	CE 395	Per Credit Hour	\$60.45	\$61.66
	CE 399	Per Credit Hour	\$60.45	\$61.66
	CE 401	Per Credit Hour	\$60.45	\$61.66
	CE 403	Per Credit Hour	\$60.45	\$61.66
	CE 429	Per Credit Hour	\$60.45	\$61.66
	CE 433	Per Credit Hour	\$60.45	\$61.66
	CE 451	Per Credit Hour	\$60.45	\$61.66
	CE 460	Per Credit Hour	\$60.45	\$61.66
	CE 461G	Per Credit Hour	\$60.45	\$61.66
	CE 471G	Per Credit Hour	\$60.45	\$61.66
	CE 482	Per Credit Hour	\$60.45	\$61.66
	CE 486G	Per Credit Hour	\$60.45	\$61.66
	CE 487G	Per Credit Hour	\$60.45	\$61.66
	CE 498	Per Credit Hour	\$60.45	\$61.66
	CE 499	Per Credit Hour	\$60.45	\$61.66
	CE 503	Per Credit Hour	\$60.45	\$61.66
	CE 505	Per Credit Hour	\$60.45	\$61.66
	CE 507	Per Credit Hour	\$60.45	\$61.66
	CE 508	Per Credit Hour	\$60.45	\$61.66
	CE 509	Per Credit Hour	\$60.45	\$61.66
	CE 517	Per Credit Hour	\$60.45	\$61.66
	CE 518	Per Credit Hour	\$60.45	\$61.66
	CE 519	Per Credit Hour	n/a	\$61.66
	CE 521	Per Credit Hour	\$60.45	\$61.66
	CE 525	Per Credit Hour	\$60.45	\$61.66
	CE 531	Per Credit Hour	\$60.45	\$61.66

Student Fees

UNIVERSITY OF KENTUCKY

Area/College/Unit	Course / Description	Assessment	2023-24	2024-25
Stanley and Karen Pigman Engineering (cont.)				
Civil Engineering (cont.)	CE 532	Per Credit Hour	n/a	\$61.66
	CE 533	Per Credit Hour	\$60.45	\$61.66
	CE 534	Per Credit Hour	\$60.45	\$61.66
	CE 539	Per Credit Hour	\$60.45	\$61.66
	CE 541	Per Credit Hour	\$60.45	\$61.66
	CE 542	Per Credit Hour	\$60.45	\$61.66
	CE 546	Per Credit Hour	\$60.45	\$61.66
	CE 547	Per Credit Hour	\$60.45	\$61.66
	CE 549	Per Credit Hour	\$60.45	\$61.66
	CE 551	Per Credit Hour	\$60.45	\$61.66
	CE 553	Per Credit Hour	\$60.45	\$61.66
	CE 555	Per Credit Hour	\$60.45	\$61.66
	CE 556	Per Credit Hour	\$60.45	\$61.66
	CE 557	Per Credit Hour	\$60.45	\$61.66
	CE 568	Per Credit Hour	\$60.45	\$61.66
	CE 579	Per Credit Hour	\$60.45	\$61.66
	CE 581	Per Credit Hour	\$60.45	\$61.66
	CE 582	Per Credit Hour	\$60.45	\$61.66
	CE 584	Per Credit Hour	\$60.45	\$61.66
	CE 585	Per Credit Hour	\$60.45	\$61.66
	CE 586	Per Credit Hour	\$60.45	\$61.66
	CE 587	Per Credit Hour	\$60.45	\$61.66
	CE 589	Per Credit Hour	\$60.45	\$61.66
	CE 595	Per Credit Hour	\$60.45	\$61.66
	CE 599	Per Credit Hour	\$60.45	\$61.66
	CE 601	Per Credit Hour	\$60.45	\$61.66
	CE 602	Per Credit Hour	\$60.45	\$61.66
	CE 605	Per Credit Hour	\$60.45	\$61.66
	CE 608	Per Credit Hour	\$60.45	\$61.66
	CE 621	Per Credit Hour	\$60.45	\$61.66
	CE 631	Per Credit Hour	\$60.45	\$61.66
	CE 633	Per Credit Hour	\$60.45	\$61.66
	CE 634	Per Credit Hour	\$60.45	\$61.66
	CE 635	Per Credit Hour	\$60.45	\$61.66

Student Fees

UNIVERSITY OF KENTUCKY

Area/College/Unit	Course / Description	Assessment	2023-24	2024-25
Stanley and Karen Pigman Engineering (cont.)				
Civil Engineering (cont.)	CE 641	Per Credit Hour	\$60.45	\$61.66
	CE 642	Per Credit Hour	\$60.45	\$61.66
	CE 643	Per Credit Hour	\$60.45	\$61.66
	CE 651	Per Credit Hour	\$60.45	\$61.66
	CE 652	Per Credit Hour	\$60.45	\$61.66
	CE 653	Per Credit Hour	\$60.45	\$61.66
	CE 655	Per Credit Hour	\$60.45	\$61.66
	CE 660	Per Credit Hour	\$60.45	\$61.66
	CE 662	Per Credit Hour	\$60.45	\$61.66
	CE 664	Per Credit Hour	\$60.45	\$61.66
	CE 665	Per Credit Hour	\$60.45	\$61.66
	CE 667	Per Credit Hour	\$60.45	\$61.66
	CE 671	Per Credit Hour	\$60.45	\$61.66
	CE 672	Per Credit Hour	\$60.45	\$61.66
	CE 673	Per Credit Hour	\$60.45	\$61.66
	CE 676	Per Credit Hour	\$60.45	\$61.66
	CE 679	Per Credit Hour	\$60.45	\$61.66
	CE 681	Per Credit Hour	\$60.45	\$61.66
	CE 682	Per Credit Hour	\$60.45	\$61.66
	CE 684	Per Credit Hour	\$60.45	\$61.66
	CE 686	Per Credit Hour	\$60.45	\$61.66
	CE 687	Per Credit Hour	\$60.45	\$61.66
	CE 699	Per Credit Hour	\$60.45	\$61.66
	CE 748	Per Credit Hour	\$60.45	\$61.66
	CE 749	Per Credit Hour	\$60.45	\$61.66
	CE 767	Per Credit Hour	\$60.45	\$61.66
	CE 768	Per Credit Hour	\$60.45	\$61.66
	CE 769	Per Credit Hour	\$60.45	\$61.66
	CE 779	Per Credit Hour	\$60.45	\$61.66
	CE 782	Per Credit Hour	\$60.45	\$61.66
	CE 783	Per Credit Hour	\$60.45	\$61.66
	CE 784	Per Credit Hour	\$60.45	\$61.66
	CE 790	Per Credit Hour	\$60.45	\$61.66
	CE 791	Per Credit Hour	\$60.45	\$61.66

Student Fees

UNIVERSITY OF KENTUCKY

Area/College/Unit	Course / Description	Assessment	2023-24	2024-25
Stanley and Karen Pigman Engineering (cont.)				
Computer Science	CPT 371	Per Credit Hour	n/a	\$61.66
	CPT 395	Per Credit Hour	n/a	\$61.66
	CS 101	Per Credit Hour	\$60.45	\$61.66
	CS 115	Per Credit Hour	\$60.45	\$61.66
	CS 215	Per Credit Hour	\$60.45	\$61.66
	CS 216	Per Credit Hour	\$60.45	\$61.66
	CS 221	Per Credit Hour	\$60.45	\$61.66
	CS 270	Per Credit Hour	\$60.45	\$61.66
	CS 275	Per Credit Hour	\$60.45	\$61.66
	CS 315	Per Credit Hour	\$60.45	\$61.66
	CS 316	Per Credit Hour	\$60.45	\$61.66
	CS 321	Per Credit Hour	\$60.45	\$61.66
	CS 335	Per Credit Hour	\$60.45	\$61.66
	CS 340	Per Credit Hour	\$60.45	\$61.66
	CS 371	Per Credit Hour	\$60.45	\$61.66
	CS 375	Per Credit Hour	\$60.45	\$61.66
	CS 378	Per Credit Hour	\$60.45	\$61.66
	CS 380	Per Credit Hour	\$60.45	\$61.66
	CS 383	Per Credit Hour	\$60.45	\$61.66
	CS 395	Per Credit Hour	\$60.45	\$61.66
	CS 405G	Per Credit Hour	\$60.45	\$61.66
	CS 410G	Per Credit Hour	n/a	\$61.66
	CS 415G	Per Credit Hour	\$60.45	\$61.66
	CS 416G	Per Credit Hour	\$60.45	\$61.66
	CS 422	Per Credit Hour	\$60.45	\$61.66
	CS 441G	Per Credit Hour	\$60.45	\$61.66
	CS 450G	Per Credit Hour	\$60.45	\$61.66
	CS 460G	Per Credit Hour	\$60.45	\$61.66
	CS 463G	Per Credit Hour	\$60.45	\$61.66
	CS 470G	Per Credit Hour	\$60.45	\$61.66
	CS 471G	Per Credit Hour	\$60.45	\$61.66
	CS 480G	Per Credit Hour	\$60.45	\$61.66
	CS 485G	Per Credit Hour	\$60.45	\$61.66
	CS 498	Per Credit Hour	\$60.45	\$61.66

Student Fees

UNIVERSITY OF KENTUCKY

Area/College/Unit	Course / Description	Assessment	2023-24	2024-25
Stanley and Karen Pigman Engineering (cont.)				
Computer Science (cont.)	CS 499	Per Credit Hour	\$60.45	\$61.66
	CS 505	Per Credit Hour	\$60.45	\$61.66
	CS 515	Per Credit Hour	\$60.45	\$61.66
	CS 521	Per Credit Hour	\$60.45	\$61.66
	CS 522	Per Credit Hour	\$60.45	\$61.66
	CS 535	Per Credit Hour	\$60.45	\$61.66
	CS 536	Per Credit Hour	\$60.45	\$61.66
	CS 537	Per Credit Hour	\$60.45	\$61.66
	CS 541	Per Credit Hour	\$60.45	\$61.66
	CS 555	Per Credit Hour	\$60.45	\$61.66
	CS 564	Per Credit Hour	\$60.45	\$61.66
	CS 570	Per Credit Hour	\$60.45	\$61.66
	CS 571	Per Credit Hour	\$60.45	\$61.66
	CS 572	Per Credit Hour	\$60.45	\$61.66
	CS 575	Per Credit Hour	\$60.45	\$61.66
	CS 585	Per Credit Hour	\$60.45	\$61.66
	CS 587	Per Credit Hour	\$60.45	\$61.66
	CS 610	Per Credit Hour	\$60.45	\$61.66
	CS 611	Per Credit Hour	\$60.45	\$61.66
	CS 612	Per Credit Hour	\$60.45	\$61.66
	CS 616	Per Credit Hour	\$60.45	\$61.66
	CS 617	Per Credit Hour	\$60.45	\$61.66
	CS 618	Per Credit Hour	\$60.45	\$61.66
	CS 619	Per Credit Hour	\$60.45	\$61.66
	CS 621	Per Credit Hour	\$60.45	\$61.66
	CS 622	Per Credit Hour	\$60.45	\$61.66
	CS 623	Per Credit Hour	\$60.45	\$61.66
	CS 626	Per Credit Hour	\$60.45	\$61.66
	CS 628	Per Credit Hour	\$60.45	\$61.66
	CS 630	Per Credit Hour	\$60.45	\$61.66
	CS 631	Per Credit Hour	\$60.45	\$61.66
	CS 633	Per Credit Hour	\$60.45	\$61.66
	CS 634	Per Credit Hour	\$60.45	\$61.66
	CS 635	Per Credit Hour	\$60.45	\$61.66

Student Fees

UNIVERSITY OF KENTUCKY

Area/College/Unit	Course / Description	Assessment	2023-24	2024-25
Stanley and Karen Pigman Engineering (cont.)				
Computer Science (cont.)	CS 636	Per Credit Hour	\$60.45	\$61.66
	CS 637	Per Credit Hour	\$60.45	\$61.66
	CS 642	Per Credit Hour	\$60.45	\$61.66
	CS 655	Per Credit Hour	\$60.45	\$61.66
	CS 660	Per Credit Hour	\$60.45	\$61.66
	CS 663	Per Credit Hour	\$60.45	\$61.66
	CS 670	Per Credit Hour	\$60.45	\$61.66
	CS 671	Per Credit Hour	\$60.45	\$61.66
	CS 673	Per Credit Hour	\$60.45	\$61.66
	CS 674	Per Credit Hour	\$60.45	\$61.66
	CS 675	Per Credit Hour	\$60.45	\$61.66
	CS 677	Per Credit Hour	\$60.45	\$61.66
	CS 678	Per Credit Hour	\$60.45	\$61.66
	CS 680	Per Credit Hour	\$60.45	\$61.66
	CS 683	Per Credit Hour	\$60.45	\$61.66
	CS 684	Per Credit Hour	\$60.45	\$61.66
	CS 685	Per Credit Hour	\$60.45	\$61.66
	CS 686	Per Credit Hour	\$60.45	\$61.66
	CS 687	Per Credit Hour	\$60.45	\$61.66
	CS 689	Per Credit Hour	\$60.45	\$61.66
	CS 690	Per Credit Hour	\$60.45	\$61.66
	CS 748	Per Credit Hour	\$60.45	\$61.66
	CS 749	Per Credit Hour	\$60.45	\$61.66
	CS 767	Per Credit Hour	\$60.45	\$61.66
	CS 768	Per Credit Hour	\$60.45	\$61.66
	CS 769	Per Credit Hour	\$60.45	\$61.66
Electrical and Computer Engineering	EE 190	Per Credit Hour	\$60.45	\$61.66
	EE 196	Per Credit Hour	\$60.45	\$61.66
	EE 198	Per Credit Hour	\$60.45	\$61.66
	EE 199	Per Credit Hour	\$60.45	\$61.66
	EE 211	Per Credit Hour	\$60.45	\$61.66
	EE 221	Per Credit Hour	\$60.45	\$61.66
	EE 222	Per Credit Hour	\$60.45	\$61.66
	EE 223	Per Credit Hour	\$60.45	\$61.66

Student Fees

UNIVERSITY OF KENTUCKY

Area/College/Unit	Course / Description	Assessment	2023-24	2024-25
Stanley and Karen Pigman Engineering (cont.)				
Electrical and Computer Engineering (cont.)	EE 280	Per Credit Hour	\$60.45	\$61.66
	EE 281	Per Credit Hour	\$60.45	\$61.66
	EE 282	Per Credit Hour	\$60.45	\$61.66
	EE 287	Per Credit Hour	\$60.45	\$61.66
	EE 305	Per Credit Hour	\$60.45	\$61.66
	EE 360	Per Credit Hour	\$60.45	\$61.66
	EE 380	Per Credit Hour	\$60.45	\$61.66
	EE 383	Per Credit Hour	\$60.45	\$61.66
	EE 395	Per Credit Hour	\$60.45	\$61.66
	EE 402G	Per Credit Hour	\$60.45	\$61.66
	EE 415G	Per Credit Hour	\$60.45	\$61.66
	EE 416G	Per Credit Hour	\$60.45	\$61.66
	EE 421G	Per Credit Hour	\$60.45	\$61.66
	EE 422G	Per Credit Hour	\$60.45	\$61.66
	EE 461G	Per Credit Hour	\$60.45	\$61.66
	EE 462G	Per Credit Hour	\$60.45	\$61.66
	EE 468G	Per Credit Hour	\$60.45	\$61.66
	EE 480	Per Credit Hour	\$60.45	\$61.66
	EE 490	Per Credit Hour	\$60.45	\$61.66
	EE 491	Per Credit Hour	\$60.45	\$61.66
	EE 503	Per Credit Hour	\$60.45	\$61.66
	EE 511	Per Credit Hour	\$60.45	\$61.66
	EE 512	Per Credit Hour	\$60.45	\$61.66
	EE 513	Per Credit Hour	\$60.45	\$61.66
	EE 517	Per Credit Hour	\$60.45	\$61.66
	EE 518	Per Credit Hour	\$60.45	\$61.66
	EE 521	Per Credit Hour	\$60.45	\$61.66
	EE 522	Per Credit Hour	\$60.45	\$61.66
	EE 523	Per Credit Hour	\$60.45	\$61.66
	EE 524	Per Credit Hour	\$60.45	\$61.66
	EE 525	Per Credit Hour	\$60.45	\$61.66
	EE 526	Per Credit Hour	\$60.45	\$61.66
	EE 527	Per Credit Hour	\$60.45	\$61.66
	EE 528	Per Credit Hour	\$60.45	\$61.66

Student Fees

UNIVERSITY OF KENTUCKY

Area/College/Unit	Course / Description	Assessment	2023-24	2024-25
Stanley and Karen Pigman Engineering (cont.)				
Electrical and Computer Engineering (cont.)	EE 531	Per Credit Hour	\$60.45	\$61.66
	EE 532	Per Credit Hour	\$60.45	\$61.66
	EE 533	Per Credit Hour	\$60.45	\$61.66
	EE 535	Per Credit Hour	\$60.45	\$61.66
	EE 536	Per Credit Hour	\$60.45	\$61.66
	EE 537	Per Credit Hour	\$60.45	\$61.66
	EE 538	Per Credit Hour	\$60.45	\$61.66
	EE 539	Per Credit Hour	\$60.45	\$61.66
	EE 543	Per Credit Hour	\$60.45	\$61.66
	EE 546	Per Credit Hour	\$60.45	\$61.66
	EE 555	Per Credit Hour	\$60.45	\$61.66
	EE 560	Per Credit Hour	\$60.45	\$61.66
	EE 561	Per Credit Hour	\$60.45	\$61.66
	EE 562	Per Credit Hour	\$60.45	\$61.66
	EE 564	Per Credit Hour	\$60.45	\$61.66
	EE 566	Per Credit Hour	\$60.45	\$61.66
	EE 567	Per Credit Hour	\$60.45	\$61.66
	EE 568	Per Credit Hour	\$60.45	\$61.66
	EE 569	Per Credit Hour	\$60.45	\$61.66
	EE 570	Per Credit Hour	\$60.45	\$61.66
	EE 571	Per Credit Hour	\$60.45	\$61.66
	EE 572	Per Credit Hour	\$60.45	\$61.66
	EE 575	Per Credit Hour	\$60.45	\$61.66
	EE 576	Per Credit Hour	\$60.45	\$61.66
	EE 578	Per Credit Hour	\$60.45	\$61.66
	EE 579	Per Credit Hour	\$60.45	\$61.66
	EE 580	Per Credit Hour	\$60.45	\$61.66
	EE 581	Per Credit Hour	\$60.45	\$61.66
	EE 582	Per Credit Hour	\$60.45	\$61.66
	EE 583	Per Credit Hour	\$60.45	\$61.66
	EE 584	Per Credit Hour	\$60.45	\$61.66
	EE 585	Per Credit Hour	\$60.45	\$61.66
	EE 586	Per Credit Hour	\$60.45	\$61.66
	EE 587	Per Credit Hour	\$60.45	\$61.66

Student Fees

UNIVERSITY OF KENTUCKY

Area/College/Unit	Course / Description	Assessment	2023-24	2024-25
Stanley and Karen Pigman Engineering (cont.)				
Electrical and Computer Engineering (cont.)	EE 588	Per Credit Hour	\$60.45	\$61.66
	EE 589	Per Credit Hour	\$60.45	\$61.66
	EE 595	Per Credit Hour	\$60.45	\$61.66
	EE 598	Per Credit Hour	\$60.45	\$61.66
	EE 599	Per Credit Hour	\$60.45	\$61.66
	EE 601	Per Credit Hour	\$60.45	\$61.66
	EE 603	Per Credit Hour	\$60.45	\$61.66
	EE 604	Per Credit Hour	\$60.45	\$61.66
	EE 605	Per Credit Hour	\$60.45	\$61.66
	EE 606	Per Credit Hour	\$60.45	\$61.66
	EE 611	Per Credit Hour	\$60.45	\$61.66
	EE 613	Per Credit Hour	\$60.45	\$61.66
	EE 614	Per Credit Hour	\$60.45	\$61.66
	EE 619	Per Credit Hour	\$60.45	\$61.66
	EE 621	Per Credit Hour	\$60.45	\$61.66
	EE 622	Per Credit Hour	\$60.45	\$61.66
	EE 624	Per Credit Hour	\$60.45	\$61.66
	EE 625	Per Credit Hour	\$60.45	\$61.66
	EE 630	Per Credit Hour	\$60.45	\$61.66
	EE 635	Per Credit Hour	\$60.45	\$61.66
	EE 639	Per Credit Hour	\$60.45	\$61.66
	EE 640	Per Credit Hour	\$60.45	\$61.66
	EE 641	Per Credit Hour	\$60.45	\$61.66
	EE 642	Per Credit Hour	\$60.45	\$61.66
	EE 643	Per Credit Hour	\$60.45	\$61.66
	EE 645	Per Credit Hour	\$60.45	\$61.66
	EE 661	Per Credit Hour	\$60.45	\$61.66
	EE 663	Per Credit Hour	\$60.45	\$61.66
	EE 664	Per Credit Hour	\$60.45	\$61.66
	EE 672	Per Credit Hour	\$60.45	\$61.66
	EE 684	Per Credit Hour	\$60.45	\$61.66
	EE 685	Per Credit Hour	\$60.45	\$61.66
	EE 686	Per Credit Hour	\$60.45	\$61.66
	EE 698	Per Credit Hour	\$60.45	\$61.66

Student Fees

UNIVERSITY OF KENTUCKY

Area/College/Unit	Course / Description	Assessment	2023-24	2024-25	
Stanley and Karen Pigman Engineering (cont.)					
Electrical and Computer Engineering (cont.)	EE 699	Per Credit Hour	\$60.45	\$61.66	
	EE 748	Per Credit Hour	\$60.45	\$61.66	
	EE 749	Per Credit Hour	\$60.45	\$61.66	
	EE 767	Per Credit Hour	\$60.45	\$61.66	
	EE 768	Per Credit Hour	\$60.45	\$61.66	
	EE 769	Per Credit Hour	\$60.45	\$61.66	
	EE 780	Per Credit Hour	\$60.45	\$61.66	
	EE 783	Per Credit Hour	\$60.45	\$61.66	
	EE 784	Per Credit Hour	\$60.45	\$61.66	
	EE 790	Per Credit Hour	\$60.45	\$61.66	
	EGR 549	Per Credit Hour	\$60.45	\$61.66	
	EGR 190	Per Credit Hour	\$60.45	\$61.66	
	EGR 199	Per Credit Hour	\$60.45	\$61.66	
	Engineering	EGR 101	Per Credit Hour	\$60.45	\$61.66
		EGR 102	Per Credit Hour	\$60.45	\$61.66
		EGR 103	Per Credit Hour	\$60.45	\$61.66
		EGR 110	Per Credit Hour	\$60.45	\$61.66
		EGR 111	Per Credit Hour	\$60.45	\$61.66
		EGR 112	Per Credit Hour	\$60.45	\$61.66
EGR 120		Per Credit Hour	\$60.45	\$61.66	
EGR 175		Per Credit Hour	\$60.45	\$61.66	
EGR 190		Per Credit Hour	\$60.45	\$61.66	
EGR 199		Per Credit Hour	\$60.45	\$61.66	
EGR 201		Per Credit Hour	\$60.45	\$61.66	
EGR 215		Per Credit Hour	\$60.45	\$61.66	
EGR 240		Per Credit Hour	\$60.45	\$61.66	
EGR 250		Per Credit Hour	\$60.45	\$61.66	
EGR 260		Per Credit Hour	\$60.45	\$61.66	
EGR 380	Per Credit Hour	\$60.45	\$61.66		
EGR 390	Per Credit Hour	\$60.45	\$61.66		
EGR 398	Per Credit Hour	\$60.45	n/a		
EGR 401	Per Credit Hour	\$60.45	\$61.66		
EGR 490	Per Credit Hour	\$60.45	\$61.66		
EGR 492	Per Credit Hour	\$60.45	\$61.66		

Student Fees

UNIVERSITY OF KENTUCKY

Area/College/Unit	Course / Description	Assessment	2023-24	2024-25
Stanley and Karen Pigman Engineering (cont.)				
Engineering (cont.)	EGR 521	Per Credit Hour	\$60.45	\$61.66
	EGR 537	Per Credit Hour	\$60.45	\$61.66
	EGR 540	Per Credit Hour	\$60.45	\$61.66
	EGR 542	Per Credit Hour	\$60.45	\$61.66
	EGR 543	Per Credit Hour	\$60.45	\$61.66
	EGR 546	Per Credit Hour	\$60.45	\$61.66
	EGR 553	Per Credit Hour	\$60.45	\$61.66
	EGR 599	Per Credit Hour	\$60.45	\$61.66
	EGR 601	Per Credit Hour	\$60.45	\$61.66
	EGR 611	Per Credit Hour	\$60.45	\$61.66
	EGR 649	Per Credit Hour	\$60.45	\$61.66
Engineering - Supply Chain Management	EGR 523	Per Credit Hour	\$60.45	\$61.66
	SCE 503	Per Credit Hour	\$60.45	\$61.66
	SCE 604	Per Credit Hour	\$60.45	\$61.66
	SCE 610	Per Credit Hour	\$60.45	\$61.66
	SCE 614	Per Credit Hour	\$60.45	\$61.66
	SCE 631	Per Credit Hour	\$60.45	\$61.66
	SCE 632	Per Credit Hour	\$60.45	\$61.66
	SCE 740	Per Credit Hour	\$60.45	\$61.66
Manufacturing Systems Engineering	MFS 501	Per Credit Hour	\$60.45	\$61.66
	MFS 503	Per Credit Hour	\$60.45	\$61.66
	MFS 505	Per Credit Hour	\$60.45	\$61.66
	MFS 507	Per Credit Hour	\$60.45	\$61.66
	MFS 509	Per Credit Hour	\$60.45	\$61.66
	MFS 511	Per Credit Hour	\$60.45	\$61.66
	MFS 512	Per Credit Hour	\$60.45	\$61.66
	MFS 513	Per Credit Hour	\$60.45	\$61.66
	MFS 515	Per Credit Hour	\$60.45	\$61.66
	MFS 520	Per Credit Hour	\$60.45	\$61.66
	MFS 523	Per Credit Hour	\$60.45	\$61.66
	MFS 525	Per Credit Hour	\$60.45	\$61.66
	MFS 526	Per Credit Hour	\$60.45	\$61.66
	MFS 529	Per Credit Hour	\$60.45	\$61.66
	MFS 541	Per Credit Hour	\$60.45	\$61.66

Student Fees

UNIVERSITY OF KENTUCKY

Area/College/Unit	Course / Description	Assessment	2023-24	2024-25
Stanley and Karen Pigman Engineering (cont.)				
Manufacturing Systems Engineering (cont.)	MFS 554	Per Credit Hour	\$60.45	\$61.66
	MFS 556	Per Credit Hour	\$60.45	\$61.66
	MFS 563	Per Credit Hour	\$60.45	\$61.66
	MFS 578	Per Credit Hour	\$60.45	\$61.66
	MFS 581	Per Credit Hour	\$60.45	\$61.66
	MFS 583	Per Credit Hour	\$60.45	\$61.66
	MFS 599	Per Credit Hour	\$60.45	\$61.66
	MFS 603	Per Credit Hour	\$60.45	\$61.66
	MFS 605	Per Credit Hour	\$60.45	\$61.66
	MFS 606	Per Credit Hour	\$60.45	\$61.66
	MFS 607	Per Credit Hour	\$60.45	\$61.66
	MFS 608	Per Credit Hour	\$60.45	\$61.66
	MFS 609	Per Credit Hour	\$60.45	\$61.66
	MFS 611	Per Credit Hour	\$60.45	\$61.66
	MFS 612	Per Credit Hour	\$60.45	\$61.66
	MFS 613	Per Credit Hour	\$60.45	\$61.66
	MFS 681	Per Credit Hour	\$60.45	\$61.66
	MFS 699	Per Credit Hour	\$60.45	\$61.66
	MFS 748	Per Credit Hour	\$60.45	\$61.66
	MFS 780	Per Credit Hour	\$60.45	\$61.66
MFS 784	Per Credit Hour	\$60.45	\$61.66	
Mechanical Engineering	AER 220	Per Credit Hour	\$60.45	\$61.66
	AER 245	Per Credit Hour	\$60.45	\$61.66
	AER 251	Per Credit Hour	\$60.45	\$61.66
	AER 305	Per Credit Hour	\$60.45	\$61.66
	AER 310	Per Credit Hour	\$60.45	\$61.66
	AER 330	Per Credit Hour	\$60.45	\$61.66
	AER 355	Per Credit Hour	\$60.45	\$61.66
	AER 390	Per Credit Hour	n/a	\$61.66
	AER 513	Per Credit Hour	\$60.45	\$61.66
	AER 516	Per Credit Hour	\$60.45	\$61.66
	AER 531	Per Credit Hour	\$60.45	\$61.66
	AER 590	Per Credit Hour	\$60.45	\$61.66
	AER 599	Per Credit Hour	\$60.45	\$61.66

Student Fees

UNIVERSITY OF KENTUCKY

Area/College/Unit	Course / Description	Assessment	2023-24	2024-25
Stanley and Karen Pigman Engineering (cont.)				
Mechanical Engineering (cont.)	AER 632	Per Credit Hour	\$60.45	\$61.66
	AER 676	Per Credit Hour	\$60.45	\$61.66
	AER 692	Per Credit Hour	\$60.45	\$61.66
	AER 699	Per Credit Hour	\$60.45	\$61.66
	AER 767	Per Credit Hour	\$60.45	\$61.66
	AER 768	Per Credit Hour	\$60.45	\$61.66
	AER 780	Per Credit Hour	\$60.45	\$61.66
	AER 799	Per Credit Hour	\$60.45	\$61.66
	EM 221	Per Credit Hour	\$60.45	\$61.66
	EM 302	Per Credit Hour	\$60.45	\$61.66
	EM 313	Per Credit Hour	\$60.45	\$61.66
	ME 151	Per Credit Hour	\$60.45	\$61.66
	ME 205	Per Credit Hour	\$60.45	\$61.66
	ME 220	Per Credit Hour	\$60.45	\$61.66
	ME 251	Per Credit Hour	\$60.45	\$61.66
	ME 310	Per Credit Hour	\$60.45	\$61.66
	ME 311	Per Credit Hour	\$60.45	\$61.66
	ME 321	Per Credit Hour	\$60.45	\$61.66
	ME 325	Per Credit Hour	\$60.45	\$61.66
	ME 330	Per Credit Hour	\$60.45	\$61.66
	ME 340	Per Credit Hour	\$60.45	\$61.66
	ME 344	Per Credit Hour	\$60.45	\$61.66
	ME 358	Per Credit Hour	\$60.45	\$61.66
	ME 380	Per Credit Hour	\$60.45	\$61.66
	ME 395	Per Credit Hour	\$60.45	\$61.66
	ME 407	Per Credit Hour	\$60.45	\$61.66
	ME 408	Per Credit Hour	\$60.45	\$61.66
	ME 411	Per Credit Hour	\$60.45	\$61.66
	ME 412	Per Credit Hour	\$60.45	\$61.66
	ME 416	Per Credit Hour	\$60.45	\$61.66
	ME 417	Per Credit Hour	\$60.45	\$61.66
	ME 418	Per Credit Hour	\$60.45	\$61.66
	ME 440	Per Credit Hour	\$60.45	\$61.66
	ME 480G	Per Credit Hour	\$60.45	\$61.66

Student Fees

UNIVERSITY OF KENTUCKY

Area/College/Unit	Course / Description	Assessment	2023-24	2024-25
Stanley and Karen Pigman Engineering (cont.)				
Mechanical Engineering (cont.)	ME 501	Per Credit Hour	\$60.45	\$61.66
	ME 503	Per Credit Hour	\$60.45	\$61.66
	ME 505	Per Credit Hour	\$60.45	\$61.66
	ME 506	Per Credit Hour	\$60.45	\$61.66
	ME 507	Per Credit Hour	\$60.45	\$61.66
	ME 508	Per Credit Hour	n/a	\$61.66
	ME 510	Per Credit Hour	\$60.45	\$61.66
	ME 511	Per Credit Hour	\$60.45	\$61.66
	ME 512	Per Credit Hour	\$60.45	\$61.66
	ME 513	Per Credit Hour	\$60.45	\$61.66
	ME 514	Per Credit Hour	\$60.45	\$61.66
	ME 515	Per Credit Hour	\$60.45	\$61.66
	ME 516	Per Credit Hour	\$60.45	\$61.66
	ME 526	Per Credit Hour	\$60.45	\$61.66
	ME 527	Per Credit Hour	\$60.45	\$61.66
	ME 530	Per Credit Hour	\$60.45	\$61.66
	ME 531	Per Credit Hour	\$60.45	\$61.66
	ME 532	Per Credit Hour	\$60.45	\$61.66
	ME 548	Per Credit Hour	\$60.45	\$61.66
	ME 549	Per Credit Hour	\$60.45	\$61.66
	ME 554	Per Credit Hour	\$60.45	\$61.66
	ME 555	Per Credit Hour	\$60.45	\$61.66
	ME 556	Per Credit Hour	\$60.45	\$61.66
	ME 560	Per Credit Hour	\$60.45	\$61.66
	ME 563	Per Credit Hour	\$60.45	\$61.66
	ME 565	Per Credit Hour	\$60.45	\$61.66
	ME 566	Per Credit Hour	\$60.45	\$61.66
	ME 570	Per Credit Hour	\$60.45	\$61.66
	ME 578	Per Credit Hour	\$60.45	\$61.66
	ME 580	Per Credit Hour	\$60.45	\$61.66
	ME 583	Per Credit Hour	\$60.45	\$61.66
	ME 585	Per Credit Hour	\$60.45	\$61.66
	ME 590	Per Credit Hour	\$60.45	\$61.66
	ME 599	Per Credit Hour	\$60.45	\$61.66

Student Fees

UNIVERSITY OF KENTUCKY

Area/College/Unit	Course / Description	Assessment	2023-24	2024-25
Stanley and Karen Pigman Engineering (cont.)				
Mechanical Engineering (cont.)	ME 601	Per Credit Hour	\$60.45	\$61.66
	ME 602	Per Credit Hour	\$60.45	\$61.66
	ME 603	Per Credit Hour	\$60.45	\$61.66
	ME 605	Per Credit Hour	\$60.45	\$61.66
	ME 606	Per Credit Hour	\$60.45	\$61.66
	ME 607	Per Credit Hour	\$60.45	\$61.66
	ME 608	Per Credit Hour	\$60.45	\$61.66
	ME 610	Per Credit Hour	\$60.45	\$61.66
	ME 611	Per Credit Hour	\$60.45	\$61.66
	ME 613	Per Credit Hour	\$60.45	\$61.66
	ME 620	Per Credit Hour	\$60.45	\$61.66
	ME 626	Per Credit Hour	\$60.45	\$61.66
	ME 627	Per Credit Hour	\$60.45	\$61.66
	ME 628	Per Credit Hour	\$60.45	\$61.66
	ME 631	Per Credit Hour	\$60.45	\$61.66
	ME 634	Per Credit Hour	\$60.45	\$61.66
	ME 640	Per Credit Hour	\$60.45	\$61.66
	ME 641	Per Credit Hour	\$60.45	\$61.66
	ME 644	Per Credit Hour	\$60.45	\$61.66
	ME 645	Per Credit Hour	\$60.45	\$61.66
	ME 647	Per Credit Hour	\$60.45	\$61.66
	ME 651	Per Credit Hour	\$60.45	\$61.66
	ME 652	Per Credit Hour	\$60.45	\$61.66
	ME 653	Per Credit Hour	\$60.45	\$61.66
	ME 672	Per Credit Hour	\$60.45	\$61.66
	ME 681	Per Credit Hour	\$60.45	\$61.66
	ME 690	Per Credit Hour	\$60.45	\$61.66
	ME 691	Per Credit Hour	\$60.45	\$61.66
	ME 692	Per Credit Hour	\$60.45	\$61.66
	ME 699	Per Credit Hour	\$60.45	\$61.66
	ME 748	Per Credit Hour	\$60.45	\$61.66
	ME 749	Per Credit Hour	\$60.45	\$61.66
	ME 767	Per Credit Hour	\$60.45	\$61.66
	ME 768	Per Credit Hour	\$60.45	\$61.66

Student Fees

UNIVERSITY OF KENTUCKY

Area/College/Unit	Course / Description	Assessment	2023-24	2024-25
Stanley and Karen Pigman Engineering (cont.)				
Mechanical Engineering (cont.)	ME 769	Per Credit Hour	\$60.45	\$61.66
	ME 780	Per Credit Hour	\$60.45	\$61.66
	ME 790	Per Credit Hour	\$60.45	\$61.66
	ME 799	Per Credit Hour	\$60.45	\$61.66
Mining Engineering	MNG 191	Per Credit Hour	\$60.45	\$61.66
	MNG 201	Per Credit Hour	\$60.45	\$61.66
	MNG 211	Per Credit Hour	\$60.45	\$61.66
	MNG 260	Per Credit Hour	\$60.45	\$61.66
	MNG 264	Per Credit Hour	\$60.45	\$61.66
	MNG 291	Per Credit Hour	\$60.45	\$61.66
	MNG 301	Per Credit Hour	\$60.45	\$61.66
	MNG 302	Per Credit Hour	\$60.45	\$61.66
	MNG 303	Per Credit Hour	\$60.45	\$61.66
	MNG 311	Per Credit Hour	\$60.45	\$61.66
	MNG 322	Per Credit Hour	\$60.45	\$61.66
	MNG 331	Per Credit Hour	\$60.45	\$61.66
	MNG 332	Per Credit Hour	\$60.45	\$61.66
	MNG 335	Per Credit Hour	\$60.45	\$61.66
	MNG 341	Per Credit Hour	\$60.45	\$61.66
	MNG 351	Per Credit Hour	\$60.45	\$61.66
	MNG 371	Per Credit Hour	\$60.45	\$61.66
	MNG 395	Per Credit Hour	\$60.45	\$61.66
	MNG 431	Per Credit Hour	\$60.45	\$61.66
	MNG 435	Per Credit Hour	\$60.45	\$61.66
	MNG 463	Per Credit Hour	\$60.45	\$61.66
	MNG 511	Per Credit Hour	\$60.45	\$61.66
	MNG 520	Per Credit Hour	\$60.45	\$61.66
MNG 531	Per Credit Hour	\$60.45	\$61.66	
MNG 535	Per Credit Hour	\$60.45	\$61.66	
MNG 541	Per Credit Hour	\$60.45	\$61.66	
MNG 542	Per Credit Hour	\$60.45	\$61.66	
MNG 551	Per Credit Hour	\$60.45	\$61.66	
MNG 552	Per Credit Hour	\$60.45	\$61.66	
MNG 555	Per Credit Hour	\$60.45	\$61.66	

Student Fees

UNIVERSITY OF KENTUCKY

Area/College/Unit	Course / Description	Assessment	2023-24	2024-25
Stanley and Karen Pigman Engineering (cont.)				
Mining Engineering (cont.)	MNG 561	Per Credit Hour	\$60.45	\$61.66
	MNG 563	Per Credit Hour	\$60.45	\$61.66
	MNG 564	Per Credit Hour	\$60.45	\$61.66
	MNG 570	Per Credit Hour	n/a	\$61.66
	MNG 575	Per Credit Hour	\$60.45	\$61.66
	MNG 580	Per Credit Hour	\$60.45	\$61.66
	MNG 585	Per Credit Hour	\$60.45	\$61.66
	MNG 591	Per Credit Hour	\$60.45	\$61.66
	MNG 592	Per Credit Hour	\$60.45	\$61.66
	MNG 599	Per Credit Hour	\$60.45	\$61.66
	MNG 611	Per Credit Hour	\$60.45	\$61.66
	MNG 621	Per Credit Hour	\$60.45	\$61.66
	MNG 625	Per Credit Hour	\$60.45	\$61.66
	MNG 635	Per Credit Hour	\$60.45	\$61.66
	MNG 641	Per Credit Hour	\$60.45	\$61.66
	MNG 655	Per Credit Hour	\$60.45	\$61.66
	MNG 690	Per Credit Hour	\$60.45	\$61.66
	MNG 691	Per Credit Hour	\$60.45	\$61.66
	MNG 699	Per Credit Hour	\$60.45	\$61.66
	MNG 748	Per Credit Hour	\$60.45	\$61.66
	MNG 749	Per Credit Hour	\$60.45	\$61.66
	MNG 767	Per Credit Hour	\$60.45	\$61.66
	MNG 768	Per Credit Hour	\$60.45	\$61.66
	MNG 769	Per Credit Hour	\$60.45	\$61.66
	MNG 771	Per Credit Hour	\$60.45	\$61.66
	MNG 780	Per Credit Hour	\$60.45	\$61.66
	MNG 790	Per Credit Hour	\$60.45	\$61.66
Fine Arts				
Art	A-E 120	Per Course	\$25.25	\$25.76
	A-E 200	Per Course	\$15.15	\$15.45
	A-E 538	Per Course	\$15.15	\$15.45
	A-E 576	Per Course	\$15.60	\$15.91
	A-E 578	Per Course	\$15.60	\$15.91
	A-E 670	Per Course	\$15.15	\$15.45

Student Fees

UNIVERSITY OF KENTUCKY

Area/College/Unit	Course / Description	Assessment	2023-24	2024-25
Fine Arts (cont.)				
Art (cont.)	A-E 675	Per Course	\$15.15	\$15.45
	A-H 106	Per Course	\$10.10	\$10.30
	A-S 102	Per Course	\$35.35	\$36.06
	A-S 103	Per Course	\$72.82	\$74.28
	A-S 130	Per Course	\$35.35	\$36.06
	A-S 200	Per Course	\$98.83	\$100.81
	A-S 245	Per Course	n/a	\$53.06
	A-S 270	Per Course	\$126.25	\$128.78
	A-S 285	Per Course	\$52.02	\$53.06
	A-S 300	Per Course	\$72.82	\$74.28
	A-S 305	Per Course	\$72.82	\$74.28
	A-S 306	Per Course	\$101.00	\$103.02
	A-S 310	Per Course	\$40.40	\$41.21
	A-S 320	Per Course	\$75.75	\$77.27
	A-S 321	Per Course	\$75.75	\$77.27
	A-S 322	Per Course	\$75.75	\$77.27
	A-S 330	Per Course	n/a	\$36.06
	A-S 331	Per Course	\$52.02	\$53.06
	A-S 335	Per Course	\$78.02	\$79.58
	A-S 340	Per Course	\$78.02	\$79.58
	A-S 341	Per Course	\$78.02	\$79.58
	A-S 342	Per Course	\$78.02	\$79.58
	A-S 343	Per Course	\$78.02	\$79.58
	A-S 345	Per Course	\$52.02	\$53.06
	A-S 346	Per Course	\$101.00	\$103.02
	A-S 347	Per Course	\$101.00	\$103.02
	A-S 348	Per Course	\$101.00	\$103.02
	A-S 349	Per Course	\$101.00	\$103.02
	A-S 350	Per Course	\$176.75	\$180.29
	A-S 351	Per Course	\$176.75	\$180.29
	A-S 352	Per Course	\$176.75	\$180.29
	A-S 355	Per Course	\$166.65	\$169.98
	A-S 360	Per Course	\$202.00	\$206.04
	A-S 361	Per Course	\$202.00	\$206.04

Student Fees

UNIVERSITY OF KENTUCKY

Area/College/Unit	Course / Description	Assessment	2023-24	2024-25
Fine Arts (cont.)				
Art (cont.)	A-S 364	Per Course	\$101.00	\$103.02
	A-S 365	Per Course	\$101.00	\$103.02
	A-S 366	Per Course	\$101.00	\$103.02
	A-S 367	Per Course	\$101.00	\$103.02
	A-S 370	Per Course	\$171.70	\$175.13
	A-S 371	Per Course	\$171.70	\$175.13
	A-S 380	Per Course	\$60.60	\$61.81
	A-S 381	Per Course	\$55.55	\$56.66
	A-S 384	Per Course	\$126.25	\$128.78
	A-S 385	Per Course	\$52.02	\$53.06
	A-S 386	Per Course	\$126.25	\$128.78
	A-S 387	Per Course	n/a	\$74.28
	A-S 390	Per Course	\$62.42	\$63.67
	A-S 446	Per Course	\$101.00	\$103.02
	A-S 490	Per Course	\$20.20	\$20.60
	A-S 520	Per Course	\$75.75	\$77.27
	A-S 521	Per Course	\$75.75	\$77.27
	A-S 530	Per Course	n/a	\$36.06
	A-S 535	Per Course	\$78.02	\$79.58
	A-S 540	Per Course	n/a	\$79.58
	A-S 541	Per Course	n/a	\$79.58
	A-S 546	Per Course	\$50.50	\$51.51
	A-S 549	Per Course	\$101.00	\$103.02
	A-S 550	Per Course	\$176.75	\$180.29
	A-S 551	Per Course	\$176.75	\$180.29
	A-S 552	Per Course	\$176.75	\$180.29
	A-S 560	Per Course	\$202.00	\$206.04
	A-S 561	Per Course	\$202.00	\$206.04
	A-S 564	Per Course	\$101.00	\$103.02
	A-S 567	Per Course	\$101.00	\$103.02
	A-S 570	Per Course	\$171.70	\$175.13
	A-S 571	Per Course	\$171.70	\$175.13
	A-S 580	Per Course	\$60.60	\$61.81
	A-S 581	Per Course	\$60.60	\$61.81

Student Fees

UNIVERSITY OF KENTUCKY

Area/College/Unit	Course / Description	Assessment	2023-24	2024-25
Fine Arts (cont.)				
Art (cont.)	A-S 584	Per Course	\$126.25	\$128.78
	A-S 586	Per Course	\$60.60	\$61.81
	A-S 587	Per Course	n/a	\$74.28
	A-S 620	Per Course	\$75.75	\$77.27
	A-S 621	Per Course	\$75.75	\$77.27
	A-S 646	Per Course	\$50.50	\$51.51
	A-S 650	Per Course	\$176.75	\$180.29
	A-S 651	Per Course	\$176.75	\$180.29
	A-S 660	Per Course	\$202.00	\$206.04
	A-S 661	Per Course	\$202.00	\$206.04
	A-S 670	Per Course	\$171.70	\$175.13
	A-S 671	Per Course	\$171.70	\$175.13
	A-S 680	Per Course	\$60.60	\$61.81
	A-S 681	Per Course	\$60.60	\$61.81
	A-S 687	Per Course	n/a	\$74.28
	A-S 720	Per Course	\$75.75	\$77.27
	A-S 740	Per Course	\$176.75	\$180.29
	A-S 750	Per Course	\$202.00	\$206.04
	A-S 770	Per Course	\$171.70	\$175.13
	A-S 777	Per Course	\$50.50	\$51.51
	A-S 779	Per Course	\$111.10	\$113.32
	A-S 780	Per Course	\$111.10	\$113.32
	DLSR camera replacement fee	Per Student	\$806.23	\$822.35
	Lighting kit replacement fee	Per Student	\$780.23	\$795.83
	Tablet replacement fee	Per Student	\$400.52	\$408.53
	Video mic replacement fee	Per Student	\$130.04	\$132.64
Arts Administration				
	AAD 150	Per Course	\$72.82	\$74.28
	AAD 240	Per Course	n/a	\$42.45
	AAD 250	Per Course	\$20.81	n/a
	AAD 260	Per Course	\$20.81	n/a
	AAD 520	Per Course	\$26.01	\$26.53
	AAD 600	Per Course	\$78.02	\$79.58
	AAD 610	Per Course	\$41.61	\$42.44
	AAD 620	Per Course	\$26.01	\$26.53

Student Fees

UNIVERSITY OF KENTUCKY

Area/College/Unit	Course / Description	Assessment	2023-24	2024-25
Fine Arts (cont.)				
Arts Administration (cont.)	AAD 630	Per Course	\$41.61	\$42.44
	AAD 650	Per Course	\$41.61	\$42.44
Music	MUP 101	Per Course	\$114.17	\$116.45
	MUP 102	Per Course	\$114.17	\$116.45
	MUP 103	Per Course	\$114.17	\$116.45
	MUP 104	Per Course	\$114.17	\$116.45
	MUP 105	Per Course	\$114.17	\$116.45
	MUP 106	Per Course	\$114.17	\$116.45
	MUP 107	Per Course	\$114.17	\$116.45
	MUP 108	Per Course	\$114.17	\$116.45
	MUP 109	Per Course	\$114.17	\$116.45
	MUP 110	Per Course	\$114.17	\$116.45
	MUP 111	Per Course	\$114.17	\$116.45
	MUP 112	Per Course	\$114.17	\$116.45
	MUP 113	Per Course	\$114.17	\$116.45
	MUP 114	Per Course	\$114.17	\$116.45
	MUP 115	Per Course	\$114.17	\$116.45
	MUP 116	Per Course	\$114.17	\$116.45
	MUP 117	Per Course	\$114.17	\$116.45
	MUP 118	Per Course	\$114.17	\$116.45
	MUP 119	Per Course	\$114.17	\$116.45
	MUP 120	Per Course	\$114.17	\$116.45
	MUP 121	Per Course	\$114.17	\$116.45
	MUP 122	Per Course	\$114.17	\$116.45
	MUP 123	Per Course	\$505.00	\$515.10
	MUP 201	Per Course	\$114.17	\$116.45
	MUP 202	Per Course	\$114.17	\$116.45
	MUP 203	Per Course	\$114.17	\$116.45
	MUP 204	Per Course	\$114.17	\$116.45
	MUP 205	Per Course	\$114.17	\$116.45
	MUP 206	Per Course	\$114.17	\$116.45
	MUP 207	Per Course	\$114.17	\$116.45
	MUP 208	Per Course	\$114.17	\$116.45
	MUP 209	Per Course	\$114.17	\$116.45

Student Fees

UNIVERSITY OF KENTUCKY

Area/College/Unit	Course / Description	Assessment	2023-24	2024-25
Fine Arts (cont.)				
Music (cont.)	MUP 210	Per Course	\$114.17	\$116.45
	MUP 211	Per Course	\$114.17	\$116.45
	MUP 212	Per Course	\$114.17	\$116.45
	MUP 213	Per Course	\$114.17	\$116.45
	MUP 214	Per Course	\$114.17	\$116.45
	MUP 215	Per Course	\$114.17	\$116.45
	MUP 216	Per Course	\$114.17	\$116.45
	MUP 217	Per Course	\$114.17	\$116.45
	MUP 218	Per Course	\$114.17	\$116.45
	MUP 219	Per Course	\$114.17	\$116.45
	MUP 220	Per Course	\$114.17	\$116.45
	MUP 221	Per Course	\$114.17	\$116.45
	MUP 222	Per Course	\$114.17	\$116.45
	MUP 223	Per Course	\$505.00	\$515.10
	MUP 301	Per Course	\$114.17	\$116.45
	MUP 302	Per Course	\$114.17	\$116.45
	MUP 303	Per Course	\$114.17	\$116.45
	MUP 304	Per Course	\$114.17	\$116.45
	MUP 305	Per Course	\$114.17	\$116.45
	MUP 306	Per Course	\$114.17	\$116.45
	MUP 307	Per Course	\$114.17	\$116.45
	MUP 308	Per Course	\$114.17	\$116.45
	MUP 309	Per Course	\$114.17	\$116.45
	MUP 310	Per Course	\$114.17	\$116.45
	MUP 311	Per Course	\$114.17	\$116.45
	MUP 312	Per Course	\$114.17	\$116.45
	MUP 313	Per Course	\$114.17	\$116.45
	MUP 314	Per Course	\$114.17	\$116.45
	MUP 315	Per Course	\$114.17	\$116.45
	MUP 316	Per Course	\$114.17	\$116.45
	MUP 317	Per Course	\$114.17	\$116.45
	MUP 318	Per Course	\$114.17	\$116.45
	MUP 319	Per Course	\$114.17	\$116.45
	MUP 320	Per Course	\$114.17	\$116.45

Student Fees

UNIVERSITY OF KENTUCKY

Area/College/Unit	Course / Description	Assessment	2023-24	2024-25
Fine Arts (cont.)				
Music (cont.)	MUP 321	Per Course	\$114.17	\$116.45
	MUP 322	Per Course	\$114.17	\$116.45
	MUP 323	Per Course	\$505.00	\$515.10
	MUP 401	Per Course	\$114.17	\$116.45
	MUP 402	Per Course	\$114.17	\$116.45
	MUP 403	Per Course	\$114.17	\$116.45
	MUP 404	Per Course	\$114.17	\$116.45
	MUP 405	Per Course	\$114.17	\$116.45
	MUP 406	Per Course	\$114.17	\$116.45
	MUP 407	Per Course	\$114.17	\$116.45
	MUP 408	Per Course	\$114.17	\$116.45
	MUP 409	Per Course	\$114.17	\$116.45
	MUP 410	Per Course	\$114.17	\$116.45
	MUP 411	Per Course	\$114.17	\$116.45
	MUP 412	Per Course	\$114.17	\$116.45
	MUP 413	Per Course	\$114.17	\$116.45
	MUP 414	Per Course	\$114.17	\$116.45
	MUP 415	Per Course	\$114.17	\$116.45
	MUP 416	Per Course	\$114.17	\$116.45
	MUP 417	Per Course	\$114.17	\$116.45
	MUP 418	Per Course	\$114.17	\$116.45
	MUP 419	Per Course	\$114.17	\$116.45
	MUP 420	Per Course	\$114.17	\$116.45
	MUP 421	Per Course	\$114.17	\$116.45
	MUP 422	Per Course	\$114.17	\$116.45
	MUP 423	Per Course	\$505.00	\$515.10
	MUP 430	Per Course	\$114.17	\$116.45
	MUP 501	Per Course	\$114.17	\$116.45
	MUP 502	Per Course	\$114.17	\$116.45
	MUP 503	Per Course	\$114.17	\$116.45
	MUP 504	Per Course	\$114.17	\$116.45
	MUP 505	Per Course	\$114.17	\$116.45
	MUP 506	Per Course	\$114.17	\$116.45
	MUP 507	Per Course	\$114.17	\$116.45

Student Fees

UNIVERSITY OF KENTUCKY

Area/College/Unit	Course / Description	Assessment	2023-24	2024-25
Fine Arts (cont.)				
Music (cont.)	MUP 508	Per Course	\$114.17	\$116.45
	MUP 509	Per Course	\$114.17	\$116.45
	MUP 510	Per Course	\$114.17	\$116.45
	MUP 511	Per Course	\$114.17	\$116.45
	MUP 512	Per Course	\$114.17	\$116.45
	MUP 513	Per Course	\$114.17	\$116.45
	MUP 514	Per Course	\$114.17	\$116.45
	MUP 515	Per Course	\$114.17	\$116.45
	MUP 516	Per Course	\$114.17	\$116.45
	MUP 517	Per Course	\$114.17	\$116.45
	MUP 518	Per Course	\$114.17	\$116.45
	MUP 519	Per Course	\$114.17	\$116.45
	MUP 520	Per Course	\$114.17	\$116.45
	MUP 521	Per Course	\$114.17	\$116.45
	MUP 522	Per Course	\$114.17	\$116.45
	MUP 523	Per Course	\$114.17	\$116.45
	MUP 530	Per Course	\$114.17	\$116.45
	MUP 558	Per Course	\$114.17	\$116.45
	MUP 601	Per Course	\$114.17	\$116.45
	MUP 602	Per Course	\$114.17	\$116.45
	MUP 603	Per Course	\$114.17	\$116.45
	MUP 604	Per Course	\$114.17	\$116.45
	MUP 605	Per Course	\$114.17	\$116.45
	MUP 606	Per Course	\$114.17	\$116.45
	MUP 607	Per Course	\$114.17	\$116.45
	MUP 608	Per Course	\$114.17	\$116.45
	MUP 609	Per Course	\$114.17	\$116.45
	MUP 610	Per Course	\$114.17	\$116.45
	MUP 611	Per Course	\$114.17	\$116.45
	MUP 612	Per Course	\$114.17	\$116.45
	MUP 613	Per Course	\$114.17	\$116.45
	MUP 614	Per Course	\$114.17	\$116.45
	MUP 615	Per Course	\$114.17	\$116.45
	MUP 616	Per Course	\$114.17	\$116.45

Student Fees

UNIVERSITY OF KENTUCKY

Area/College/Unit	Course / Description	Assessment	2023-24	2024-25
Fine Arts (cont.)				
Music (cont.)	MUP 617	Per Course	\$114.17	\$116.45
	MUP 618	Per Course	\$114.17	\$116.45
	MUP 619	Per Course	\$114.17	\$116.45
	MUP 620	Per Course	\$114.17	\$116.45
	MUP 621	Per Course	\$114.17	\$116.45
	MUP 622	Per Course	\$114.17	\$116.45
	MUP 623	Per Course	\$505.00	\$515.10
	MUP 630	Per Course	\$114.17	\$116.45
	MUP 658	Per Course	\$114.17	\$116.45
	MUP 701	Per Course	\$114.17	\$116.45
	MUP 702	Per Course	\$114.17	\$116.45
	MUP 703	Per Course	\$114.17	\$116.45
	MUP 704	Per Course	\$114.17	\$116.45
	MUP 705	Per Course	\$114.17	\$116.45
	MUP 706	Per Course	\$114.17	\$116.45
	MUP 707	Per Course	\$114.17	\$116.45
	MUP 708	Per Course	\$114.17	\$116.45
	MUP 709	Per Course	\$114.17	\$116.45
	MUP 710	Per Course	\$114.17	\$116.45
	MUP 711	Per Course	\$114.17	\$116.45
	MUP 712	Per Course	\$114.17	\$116.45
	MUP 713	Per Course	\$114.17	\$116.45
	MUP 714	Per Course	\$114.17	\$116.45
	MUP 715	Per Course	\$114.17	\$116.45
	MUP 716	Per Course	\$114.17	\$116.45
	MUP 717	Per Course	\$114.17	\$116.45
	MUP 718	Per Course	\$114.17	\$116.45
	MUP 719	Per Course	\$114.17	\$116.45
	MUP 720	Per Course	\$114.17	\$116.45
	MUP 721	Per Course	\$114.17	\$116.45
	MUP 722	Per Course	\$114.17	\$116.45
	MUP 730	Per Course	\$114.17	\$116.45
	MUP 758	Per Course	\$114.17	\$116.45
	Musical instrument repair fee	Per Student	\$100.00	\$102.00

Student Fees

UNIVERSITY OF KENTUCKY

Area/College/Unit	Course / Description	Assessment	2023-24	2024-25
Fine Arts (cont.)				
Music (cont.)	Musical instrument replacement fee - alto sax	Per Student	\$1,225.00	\$1,249.50
	Musical instrument replacement fee - clarinet	Per Student	\$525.00	\$535.50
	Musical instrument replacement fee - flute	Per Student	\$495.00	\$504.90
	Musical instrument replacement fee - horn	Per Student	\$1,805.00	\$1,841.10
	Musical instrument replacement fee - trombone	Per Student	\$699.00	\$712.98
	Musical instrument replacement fee - trumpet	Per Student	\$699.00	\$712.98
Theatre	TA 260	Per Course	\$46.46	\$47.39
	TA 265	Per Course	\$46.46	\$47.39
	TA 267	Per Course	\$42.86	\$43.72
	TA 470	Per Course	\$46.46	\$47.39
	TAD 141	Per Course	\$30.30	\$30.91
	TAD 142	Per Course	\$30.30	\$30.91
	TAD 241	Per Course	\$30.30	\$30.91
	TAD 242	Per Course	\$30.30	\$30.91
Graduate School				
Graduate School	Base dissertation fee	Per Student	\$74.00	\$85.00
	Base thesis fee	Per Student	\$14.00	\$25.00
	Domestic application fee	Per Student	\$65.00	\$65.00
	International application fee	Per Student	\$75.00	\$75.00
Health Sciences				
Athletic Training	AT 601	Per Course	\$150.00	\$150.00
	Seat fee - tuition deposit for incoming students	Per Student	n/a	\$150.00
Clinical Lab Sciences	MLS 465	Per Course	\$200.00	\$200.00
	MLS 467	Per Course	\$200.00	\$200.00
Clinical Leadership Management	Application fee	Per Student	\$25.00	\$25.00
Communication Disorders	CD 654	Per Course	\$35.00	\$35.00
	CD 657	Per Course	\$75.00	\$75.00
	CD 659	Per Course	\$75.00	\$75.00
	Application fee	Per Student	\$60.00	\$60.00
Human Health Sciences	Application fee	Per Student	\$50.00	\$50.00
Medical Laboratory Science	MLS 466	Per Student	\$200.00	\$200.00
	MLS 468	Per Student	\$200.00	\$200.00
	MLS 469	Per Student	\$200.00	\$200.00
	Application fee	Per Student	\$60.00	\$60.00

Student Fees

UNIVERSITY OF KENTUCKY

Area/College/Unit	Course / Description	Assessment	2023-24	2024-25
Health Sciences (cont.)				
Physical Therapy	Application fee	Per Student	\$100.00	\$100.00
	Seat fee - tuition deposit for incoming in state students	Per Student	n/a	\$500.00
	Seat fee - tuition deposit for incoming out of state students	Per Student	n/a	\$1,000.00
Physician Assistant Studies	Application fee	Per Student	\$75.00	\$75.00
	Instrument kit, first year	Per Student	\$850.00	\$850.00
	Seat fee - tuition deposit for incoming in state students	Per Student	\$500.00	\$500.00
	Seat fee - tuition deposit for incoming out of state students	Per Student	n/a	\$1,000.00
J. David Rosenburg Law				
Law	Application fee	Per Student	\$50.00	\$50.00
Lewis Honors College				
Honors	Fall 2017 and subsequent cohorts	Per Semester	\$250.00	\$250.00
Libraries				
Overdue fines	Laptops - per hour per day	Per Student	\$10.20	\$10.20
	Periodicals - per item per day	Per Student	\$2.00	\$2.00
	Reserves - per hour per day	Per Student	\$0.60	\$0.60
Replacements	Book - default price	Per Student	\$100.00	\$100.00
	Various other items (AV materials, etc.)	Per Student	\$10.00	\$10.00
Medicine				
Office of Medical Education	Application fee	Per Student	\$50.00	\$50.00
	Student disability insurance fee - all entering students	Per Student	\$58.00	\$58.00
	Visiting student application fee	Per Student	\$75.00	\$75.00
Rural Health	Application fee	Per Student	\$50.00	n/a
Nursing				
Nursing	NUR 905	Per Course	\$51.00	\$52.00
	NUR 923	Per Course	\$74.00	\$75.00
	NUR 940	Per Course	\$84.00	\$85.50
	NUR 942	Per Course	\$203.00	\$207.00
	NUR 955	Per Course	\$84.00	\$85.50
	NUR 960	Per Course	\$84.00	\$85.50
	NUR 961	Per Course	\$251.00	\$256.00
	NUR 962	Per Course	\$251.00	\$256.00
	NUR 965	Per Course	\$84.00	\$85.50
	Application fee for KaraTalent on Interview	Per Student	\$50.00	\$51.00
	State Registered Nurse Aide (SRNA) Program	Per Student	\$800.00	\$800.00

Student Fees

UNIVERSITY OF KENTUCKY

Area/College/Unit	Course / Description	Assessment	2023-24	2024-25
Nursing (cont.)				
Nursing (cont.)	State Registered Nurse Aide (SRNA) Program - bundle without state testing	Per Student	\$675.00	n/a
	Traditional BSN and 2nd degree BSN students	Per Student	\$620.00	\$632.00
Pharmacy				
Pharmacy	Application fee	Per Student	\$80.00	\$80.00
Public Health				
Public Health	MPH courses for students also pursuing PharmD	Per Credit Hour	\$200.00	\$200.00
Registrar				
Registrar	Diploma shipping - international	Per Student	\$25 - \$95	\$25 - \$95
	Duplicate diploma	Per Student	\$25.00	\$25.00
	Late registration fee	Per Student	\$40.00	\$40.00
	Transcript fee	Per Student	\$10.00	\$10.00
Social Work				
Social Work	CJ 314	Per Course	n/a	\$77.25
	SW 444	Per Course	\$77.25	\$77.25
	SW 445	Per Course	\$77.25	\$77.25
	SW 640	Per Course	\$77.25	\$77.25
	SW 740	Per Course	\$77.25	\$77.25
	SW 741	Per Course	\$77.25	\$77.25
	SW 745	Per Course	n/a	\$77.25
	SW 746	Per Course	n/a	\$77.25
UK International Center				
International Affairs	Education abroad administrative fee	Per Student	\$100.00	\$100.00
	Education abroad application fee	Per Student	\$50.00	\$50.00
	International Travel Insurance	Per Student	n/a	\$10.50
	F1/J1 immigration fee	Per Semester	\$100.00	\$125.00
	National Student Exchange (NSE) Application Fee	Per Student	\$150.00	\$150.00
	National Student Exchange (NSE) Program Fee	Per Student	\$50.00	\$50.00
	Sponsored student fee	Per Semester	\$150.00	\$150.00

Student Fees

UNIVERSITY OF KENTUCKY

Area/College/Unit	Course / Description	Assessment	2023-24	2024-25
UK Online Education				
Distance Learning Fee	Assessed to graduate and professional students enrolled in courses offered through distance learning including online/Internet courses, off-campus courses, TV courses, compressed video, travel courses, etc.	Per Credit Hour	\$10.00	\$10.00
STUDENT SUCCESS				
Center for Academic Resources & Enrichment Services	Freshman Summer Program Fee	Per Student	\$75.00	n/a
Dean of Students	Family weekend	Per Person	\$55.00	\$55.00
	Family weekend - late registration	Per Person	\$65.00	\$65.00
	First Year Program Fee	Per Student	\$46.14	\$46.14
	Fraternity and sorority life program fee	Per Student	\$12.23	n/a
	Panhellenic and interfraternity council fee	Per Student	\$65.00	\$65.00
	United greek council and national panhellenic council fee	Per Student	\$30.00	\$30.00
Health and Wellness	Choices substance abuse course	Per Student	\$75 - \$150	\$75 - \$150
Student Organizations and Activities	Alternate service break fee	Per Student	\$650.00	\$300.00
	Dance Blue registration fee	Per Student	\$35.00	\$33.00
	Passport processing	Per Student	\$35.00	\$35.00
	Photo services	Per Student	\$12.00	\$12.00
Undergraduate Admissions	Application - domestic	Per Student	\$50.00	\$50.00
	Application - international	Per Student	\$60.00	\$60.00
	Freshman orientation fee	Per Student	\$125.00	\$125.00
	Guest orientation fee	Per Person	\$30.00	\$30.00
	Transfer/readmission orientation fee	Per Student	\$25.00	\$25.00
EVPHA				
University Health Service	Health services provided on a "fee for service" basis	Per Student	\$5 - \$750	\$5 - \$750
	Mental health patients who do not keep an appointment and do not cancel at least 24 hours in advance of scheduled appointment	Per Student	\$21.00	\$21.00

Glossary

UNIVERSITY OF KENTUCKY

ACADEMIC PROGRAM – an instructional program leading to an associate, bachelor, master, doctorate, or professional practice degree or resulting in credits that can be applied to one of these degrees.

ACADEMIC SUPPORT – a functional expense category for funds allocated to provide support services for the university's primary mission of instruction, research and public service. Academic support includes museums and galleries, audio-visual services, academic computing support, ancillary support, academic administration, academic personnel development and course and curriculum development.

AFFILIATED CORPORATION – a corporate entity over which the university exercises effective control by means of appointments to its board of directors and/or which could not exist or effectively operate in the absence of substantial assistance from the university. UK's Affiliated Corporations include: Central Kentucky Management Services, Inc.; UK Gluck Equine Research Foundation, Inc.; UK Humanities Foundation, Inc.; UK Mining Engineering Foundation, Inc. and UK Research Foundation.

AGENCY BONDS – debt instruments for which the debt service is paid by the university from agency funds.

AGENCY FUNDS – a definition used by the Commonwealth of Kentucky to designate institutional funds (excludes state appropriations and federal funds).

APPLICATION FEE – the amount of money that an institution charges for processing a student's application for admittance to the institution. This amount is not creditable toward tuition or required fees, nor is it refundable if the student is not admitted to the institution.

ASSETS – physical items (tangible) or rights (intangible) that have value and that are owned by the institution. Assets are useful to the institution because they are a source of future services or because they can be used to secure future benefits.

AUXILIARY ENTERPRISES – Self-supporting (revenues equal or exceed expenses) entities that sell goods or services to students, faculty and staff and charge fees directly related to, though not necessarily equal to, the cost of the goods or services provided. Examples include housing, dining, transportation services, athletics and student health services.

AUXILIARY FUNDS – Self-sustaining funds generated by entities for providing goods or services to university customers.

BUDGET – an estimate of income and expenditure for a set period of time.

CAPITAL APPROPRIATIONS – non-operating revenues appropriated to an institution by a governmental entity with the requirement that the funds be used primarily to acquire, construct or improve capital assets, including buildings, land, equipment and similar capital assets.

CAPITAL ASSETS – tangible or intangible assets that are capitalized under an institution's capitalization policy; some of these assets are subject to depreciation. These assets consist of land and land improvements, buildings, building improvements, machinery, equipment, infrastructure and all other assets that are used in operations and have initial useful lives extending beyond one year.

CAPITAL GRANTS AND GIFTS – revenues, other than capital appropriations, where a funding source external to the institution specifies that the funds be used primarily to acquire, construct or improve capital assets. Includes gifts designated for a capital project.

CAPITAL OUTLAY – The exchange of values involved in acquiring land, buildings, equipment or other permanent properties, or in their construction, development or permanent improvement.

CAPITAL PROJECT – the construction, reconstruction, acquisition, or structural maintenance of buildings or real property with a scope equal to or greater than \$1,000,000.

CAPITAL TRANSFERS – the transfer of funds to the plant fund group for capital projects and renewal and replacement reserves.

CLINICAL OPERATIONS – expenses that are associated with physician-based services.

COUNTY APPROPRIATIONS – funds received from local governments to support cooperative extension services.

Glossary

UNIVERSITY OF KENTUCKY

DEBT SERVICE – the payment of interest, principal and required contributions to reserves related to the future retirement of lawfully incurred debt.

DESIGNATED FUNDS – unrestricted general funds designated for a specific purpose by the governing board.

DISTANCE LEARNING – a formal educational process in which most of the instruction occurs when students and instructors are not in the same place. Instruction may be synchronous or asynchronous. A distance learning course may use the Internet; one-way and two-way transmissions through open broadcast, closed circuit, cable, microwave, broadband lines, fiber optics, satellite, or wireless communications devices; audio conferencing; or DVD's and CD-ROMs.

ENDOWMENT INCOME – income generated through the investment of the principal, or corpus, of an endowment. An endowment is a gift for which the donor has stipulated that the principal is to be invested for the purpose of producing present and future income, which may be expended or added to the principal.

FALL COHORT – a group of students entering in a fall term established for tracking purposes. This includes all undergraduate students who enter an institution as full-time, first-time degree, or certificate seeking, during the fall term of a given year.

FEDERAL APPROPRIATIONS – funds received from the federal government to support the land grant missions of research and extension.

FEDERAL GRANTS – transfers of money or property from the federal government to the university without a requirement to receive specific results in return. These grants may fund research, or they may be in the form of student financial aid.

FIRST-TIME STUDENT (UNDERGRADUATE) – a student who has no prior postsecondary experience attending any institution for the first time at the undergraduate level. This includes students enrolled in academic or occupational programs. It also includes students enrolled in the fall term who attended college for the first time in the prior summer term, and students who entered with advanced standing (college credits earned before graduation from high school).

FIXED ASSETS – assets that cannot readily be turned into cash without disrupting the operation of the institution. Fixed assets also include intangible assets consisting of certain nonmaterial rights and benefits of an institution, such as patents, copyrights, trademarks and goodwill.

FRINGE BENEFITS – employer provided non-wage compensation to employees such as coverage and contributions for health and life, retirement, social security, disability and workers compensation.

FUND BALANCES – the cumulative remaining balances from the previous fiscal years.

GENERAL FUNDS – unrestricted resources that are available for allocation in support of instruction, instructional support, general administration and physical plant. General Funds include, but are not limited to, tuition and fees revenue, state appropriations and investment income.

GIFTS, GRANTS AND CONTRACTS – funding received as donations, contributions and awards or contractual agreements to perform a service.

GOVERNMENTAL ACCOUNTING STANDARDS BOARD (GASB) – the independent organization that establishes accounting and financial reporting standards for U.S. state and local governments.

INSTITUTIONAL SUPPORT – a functional expense category that includes expenses for the day-to-day operational support of the institution. Includes expenses for general administrative services, central executive-level activities concerned with management and long-range planning, legal and fiscal operations, space management, employee personnel and records, logistical services such as purchasing and printing, public relations and development.

INSTRUCTION – a functional expense category that includes expenses of the colleges, schools, departments and other instructional units of the institution. Expenses for departmental research and public service, which are not separately budgeted. Includes general academic instruction, occupational and vocational instruction, community education, preparatory and adult basic education and regular, special and extension sessions.

Glossary

UNIVERSITY OF KENTUCKY

INVESTMENT INCOME – includes interest and dividends from short-term and overnight investments not reported under an endowment or any other non-expendable fund income.

LAND-GRANT INSTITUTION – a land-grant college or university is an institution that has been designated by its state legislature or Congress to receive the benefits of the Morrill Acts of 1862 and 1890. The original mission of these institutions, as set forth in the first Morrill Act, was to teach agriculture, military tactics and the mechanical arts as well as classical studies so that members of the working classes could obtain a liberal, practical education.

LIBRARIES – a functional expense category that includes expenses for all activities that directly support the collection, cataloging, storage and distribution of published materials in support of an institution's academic programs.

LOCAL GOVERNMENT GRANTS AND CONTRACTS – funds from local government agencies that are used for training programs and similar activities; funds are received under the terms of a grant or contract.

MANDATED PROGRAM – a program which meets most of the following criteria: not integral to the instructional mission of the institution; relatively unique among other state institutions (e.g., cooperative extension service or agricultural experiment station); could be operated by an agency other than a state college or university; created by external legal mandate, either through statute, resolution or executive order; and funded primarily with state appropriations.

MANDATORY STUDENT FEES – fees assessed to students regardless of degree level or program. Mandatory fees do not include those assessed to a student enrolled in a specific program or course (e.g., music, nursing and engineering) or administrative fees (e.g., late registration).

MANDATORY TRANSFERS – funds transferred to the retirement of indebtedness fund group to pay debt service on outstanding bonds (also see Debt Service).

NON-GOVERNMENTAL GRANTS AND CONTRACTS – funds received per contractual agreement from non-governmental sources, (e.g., Kentucky Medical Services Foundation, Inc.)

NON-RECURRING FUNDS – “one-time” funds, (e.g., Fund Balances).

ON-CAMPUS COURSE – a course that requires regular or periodic physical attendance on campus for instruction or assessment. The delivery mode(s) for an on-campus course may include traditional classroom, hybrid (e.g., traditional classroom and Internet, web-based), compressed video or satellite courses.

ONLINE COURSE – a course that is taught through the Internet, sometimes referred to as a web-based or web-delivered course. Online courses may be based on synchronous or asynchronous instruction and are a form of distance learning.

OPERATING EXPENSES – non-personnel expenditures directly attributable to the operation of the institution, including, but not limited to, supplies, travel, telecommunications and subscriptions.

OPERATION AND MAINTENANCE – funds allocated for the operation and maintenance of physical plant, including utilities, custodial service, safety and security, building, landscape and grounds maintenance.

ORIGINAL PROPOSED BUDGET – the planned budget for the upcoming fiscal year.

OTHER FEES – fees charged to students for a specific use or purpose, (e.g., course fees, lab fees, program fees, etc.).

PERSONNEL SERVICES – includes funds for salaries, wages and benefits.

PUBLIC SERVICE – a functional expense category that includes expenses incurred to provide non-instructional services beneficial to individuals outside the institution.

RECHARGES/PASS THRU – recharge funding comes from service centers that provide goods and/or services primarily to university departments for a fee based on actual incurred costs. Service center units must operate under Cost Accounting Standard rules and guidelines. Pass thrus are used to allocate costs from one central funding account to another account.

Glossary

UNIVERSITY OF KENTUCKY

RECURRING FUNDS – funds that are received each fiscal year, such as state appropriations and tuition and fees income.

RESEARCH – a functional expense category that includes expenses for activities specifically organized to produce research outcomes and commissioned by an agency either external to the institution or separately budgeted by an organizational unit within the institution.

RESTRICTED FUNDS – funds provided to an institution which have externally established limitations or stipulations placed on their use such as federal governmental appropriations for Agricultural Experiment Stations and the Agricultural Cooperative Extension Service, federal or state research grants and financial aid, and gifts.

RETENTION RATE – a measure of the rate at which students persist in their educational program at an institution, expressed as a percentage. For four-year institutions, this is the percentage of first-time degree-seeking undergraduates from the previous fall semester who are enrolled in the current fall semester.

REVISED BUDGET – the original budget as amended with recurring changes approved by the Board of Trustees.

SALARIES AND WAGES – amounts paid as compensation to employees - faculty, staff, part-time, full-time, regular and temporary employees and students. This includes regular or periodic payments to a person for the regular or periodic performance of work or a service and payments to a person for more sporadic performance of work or a service (overtime, extra compensation, summer compensation, bonuses, sick or annual leave, etc.).

SALES AND SERVICES – includes revenues derived from the sale of goods or services which are incidental to the conduct of instruction, research or public service. This category does not include revenues generated by hospitals operated by the institution. Examples of sales and services include film rentals, scientific and literary publications, testing services, the University Press, teaching clinics and dairy products.

SCHOLARSHIPS – grants-in-aid, trainee stipends or other monetary awards given to students.

STATE APPROPRIATIONS – includes funds received from or made available to an institution through acts of a state legislature. These do not include governmental grants or contracts.

STATE BONDS – debt instruments for which the Commonwealth of Kentucky pay the debt service.

STATE GOVERNMENT GRANTS AND CONTRACTS – funds from state government agencies that are used for training programs, research projects and similar activities; funds are received under the terms of a grant or contract.

STUDENT SERVICES – a functional expense category that includes funds allocated for student services administration, counseling and career guidance, financial aid administration, student admission and student records.

TRANSFERS – the movement of funds within the Current Funds (General, Auxiliary and Restricted) and movement of funds between fund groups (Current, Plant, Endowment, etc.).

TUITION AND FEES – student charges related to instruction. Charges for room, dining and other services rendered by auxiliary enterprises are not included in this category.

UNDESIGNATED FUNDS – general funds generated mainly from state appropriations, tuition and investment income that are used at the discretion of the university administration.



UNIVERSITY OF KENTUCKY | OPERATING AND CAPITAL BUDGET | FY 2024-25

UNIVERSITY BUDGET OFFICE

107 MAIN BUILDING, LEXINGTON, KY. 40506-0032 ■ (859) 257-1841 ■ uky.edu/ubo/

An Equal Opportunity Employer